



DOCKET 950495-W/S  
EXHIBIT NO. 67  
CASE NO. 96-04227

ORIGINAL  
FILE COPY

---

BEFORE THE  
FLORIDA PUBLIC SERVICE COMMISSION  
DOCKET NO. 950495 - WS  
APPLICATION FOR A GENERAL RATE INCREASE  
VOLUME VII-A  
BOOK 1 OF 1  
SUPPLEMENTAL MFR INFORMATION REFLECTING INCLUSION  
OF HERNANDO, HILLSBOROUGH AND POLK COUNTIES  
ALLOWANCE FOR FUNDS PRUDENTLY INVESTED (AFPI)

Containing  
AFPI SCHEDULES & TARIFFS

PROJECTED TEST YEAR ENDED 12/31/96

FLORIDA PUBLIC SERVICE COMMISSION-  
DOCKET

NO. 950495-W/S EXHIBIT NO. 67  
COMPANY/ SSU / Hudson  
WITNESS: 5/10/96  
DATE: 5/10/96

DOCUMENT NUMBER-DATE

07361 AUG-28

FPSC-RECORDS/REPORTING

SOUTHERN STATES UTILITIES, INC.  
DOCKET NO. 950495-WS  
VOLUME VII-A, BOOK 1 OF 1  
SUPPLEMENTAL MFR INFORMATION REFLECTING INCLUSION  
OF HERNANDO, HILLSBOROUGH AND POLK COUNTIES

SCHEDULE G - AFPI

---

**TABLE OF CONTENTS**

	<u>PAGE</u>
<b>SUMMARY</b>	
Comparison of Carrying Costs	
Total Water and Sewer AFPI .....	1
Water Treatment Plant .....	3
Water Transmission and Distribution Plant.....	5
Sewer Collection Plant .....	7
Sewer Treatment and Disposal.....	8
Summary of Allowance for Funds Prudently Invested Tariff Status.....	9
<b>DISCUSSION</b>	
Introduction.....	13
Last Rate Orders Establishing AFPI Charges by Plant.....	15
<b>WATER TREATMENT PLANTS</b>	
Water Treatment Plant.....	19
<b>WATER TRANSMISSION AND DISTRIBUTION</b>	
Gibsonia Estates .....	21
Herschel Heights .....	27
Lake Gibson .....	33
Orange Hill / Sugar Creek.....	39
Seaboard.....	45
Spring Hill.....	51
Valrico Hills .....	57
<b>WASTEWATER COLLECTION PLANTS</b>	
Lake Gibson .....	63
Seaboard.....	69
Spring Hill.....	75
Valrico Hills .....	81
<b>WASTEWATER TREATMENT AND DISPOSAL</b>	
Spring Hill.....	87
<b>PROPOSED TARIFFS</b>	
Water .....	93
Wastewater .....	155
<b>PRESENT TARIFFS</b>	
Water .....	199
Wastewater .....	269
<b>MISCELLANEOUS</b>	
Customer Notices .....	335



SOUTHERN STATES UTILITIES, INC.  
DOCKET NO. 950495-WS  
VOLUME VII-A, BOOK 1 OF 1  
SUPPLEMENTAL MFR INFORMATION REFLECTING INCLUSION  
OF HERNANDO, HILLSBOROUGH AND POLK COUNTIES

SCHEDULE G - AFPI

---

TABLE OF CONTENTS (CONT.)

<u>SCHEDULE</u>	<u>DESCRIPTION</u>
<b>Water Treatment Plants</b>	
G-1 (W), 1 of 1	List of information Imputed into Calculation
G-2 (W), 1 of 3	Calculation of Carrying Costs for Each ERC
G-2 (W), 2 of 3	Detail of Net Qualifying Assets and Depreciation Expense
G-2 (W), 3 of 3	Calculation of Remaining ERC's
	Calculation of Annual Carrying Costs Per ERC Per Year:
G-3 (W), 1 of 4	Total Water Treatment Plant
G-3 (W), 2 of 4	Supply & Pumping
G-3 (W), 3 of 4	High Service Pumps
G-3 (W), 4 of 4	Water Treatment Equipment
	Schedule of Monthly Carrying Charges Per ERC Per Year:
G-4 (W), 1 of 4 <sup>1</sup>	Total Water Treatment Plant
G-4 (W), 2 of 4	Supply & Pumping
G-4 (W), 3 of 4	High Service Pumps
G-4 (W), 4 of 4	Water Treatment Equipment
<b>Water Transmission and Distribution</b>	
G-1 (W), 1 of 1	List of Information Imputed into Calculations
G-2 (W), 1 of 3	Calculation of Carrying Costs for Each ERC
G-2 (W), 2 of 3	Detail of Net Qualifying Assets and Depreciation Expense
G-2 (W), 3 of 3	Calculation of Remaining ERC's
G-3 (W), 1 of 1	Calculation of Annual Carrying Costs Per ERC Per Year
G-4 (W), 1 of 1 <sup>1</sup>	Schedule of Monthly Carrying Charges Per ERC Per Year
<b>Sewer Collection Plants</b>	
G-1 (S), 1 of 1	List of Information Imputed into Calculation
G-2 (S), 1 of 3	Calculation of Carrying Costs for Each ERC
G-2 (S), 2 of 3	Detail of Net Qualifying Assets and Depreciation Expense
G-2 (S), 3 of 3	Calculation of Remaining ERC's
G-3 (S), 1 of 1	Calculation of Annual Carrying Costs Per ERC Per Year
G-4 (S), 1 of 1 <sup>1</sup>	Schedule of Monthly Carrying Charges Per ERC Per Year
<b>Sewer Treatment and Disposal</b>	
G-1 (S), 1 of 1	List of Information Imputed into Calculation
G-2 (S), 1 of 3	Calculation of Carrying Costs for Each ERC
G-2 (S), 2 of 3	Detail of Net Qualifying Assets and Depreciation Expense
G-2 (S), 3 of 3	Calculation of Remaining ERC's
G-3 (S), 1 of 1	Calculation of Annual Carrying Costs Per ERC Per Year
G-4 (S), 1 of 1 <sup>1</sup>	Schedule of Monthly Carrying Charges Per ERC Per Year

---

<sup>1</sup> For plants with a proposed capped tariff, an additional first page has been included to reflect the proposed tariff. The other pages have been repaginated accordingly.

**SUMMARY OF PROPOSED ALLOWANCE FOR FUNDS PRUDENTLY INVESTED (AFPI) ANNUAL CHARGES - 1996**  
**WATER AND SEWER COMBINED**

Company : SSU/Total Company  
Docket No: 950495-WS  
Schedule Year Ended: 12/31/96  
Water[ X ] Sewer[ ]  
Historic [ ] Projected [ X ]

FPSC  
Summary Schedule  
Page 1 of 2  
Preparer: Bliss

Line No	(1) Plant Name	(2)	(3)	(4)	(5)	(6)
		COMBINED PROPOSED WATER AND SEWER AFPI CHARGES				
		1997	1998	1999	2000	2001
1	Amelia Island	908.65	1,128.00	1,364.70	1,620.55	1,622.52
2	Apache Shores	136.97	277.09	428.57	592.58	770.42
3	Apple Valley	0.00	0.00	0.00	0.00	0.00
4	Bay Lake Estates	15.87	31.89	49.16	67.79	87.94
5	Beacon Hills	507.28	507.28	507.28	507.28	507.28
6	Beecher's Point	395.56	582.51	784.61	1,003.44	1,240.71
7	Buena Ventura Lakes	137.27	277.75	428.97	592.02	768.13
8	Burnt Store	1,678.82	1,861.69	2,060.52	2,276.96	2,512.83
9	Carlton Village	56.29	116.35	181.86	253.39	331.56
10	Chuluota	1,503.02	1,505.93	1,509.03	1,512.35	1,515.90
11	Citrus Park	0.00	0.00	0.00	0.00	0.00
12	Citrus Springs	640.52	783.66	939.16	1,108.29	1,292.46
13	Crystal River	47.74	97.38	150.91	208.74	271.30
14	Daetwyler Shores	0.00	0.00	0.00	0.00	0.00
15	Deep Creek	1,595.16	1,648.21	1,687.29	1,730.72	1,778.95
16	Deltona Lakes	187.31	216.58	248.45	283.19	321.09
17	Dol Ray Manor	6.12	12.27	18.89	26.00	33.68
18	Druid Hills	0.00	0.00	0.00	0.00	0.00
19	East Lake Harris	0.00	0.00	0.00	0.00	0.00
20	Enterprise	31.68	63.01	96.14	131.25	168.54
21	Fern Park	0.00	0.00	0.00	0.00	0.00
22	Fern Terrace	0.00	0.00	0.00	0.00	0.00
23	Fisherman's Haven	169.65	343.37	530.66	732.92	951.69
24	Florida Cent Comm Park	1,500.00	1,500.00	1,500.00	1,500.00	1,500.00
25	Fountains	21.43	43.31	66.81	92.07	119.30
26	Fox Run	886.31	957.37	1,034.34	1,117.82	1,208.49
27	Friendly Center	0.00	0.00	0.00	0.00	0.00
28	Geneva Lake Est.	27.69	56.69	88.30	122.80	160.48
29	Gibsonia Estates	39.67	81.20	126.64	176.40	230.93
30	Golden Terrace	0.00	0.00	0.00	0.00	0.00
31	Gospel Isle Estates	193.13	193.13	193.13	193.13	193.13
32	Grand Terrace	0.00	0.00	0.00	0.00	0.00
33	Harmony Homes	0.00	0.00	0.00	0.00	0.00
34	Hermits Cove	53.68	109.29	169.72	235.47	307.08
35	Herschel Heights	9.82	19.75	30.51	42.17	54.82
36	Hobby Hills	5.32	10.84	16.85	23.39	30.50
37	Holiday Haven	766.96	1,459.57	1,491.92	1,527.14	1,565.52
38	Holiday Heights	0.00	0.00	0.00	0.00	0.00
39	Imperial Mobile Terr	0.00	0.00	0.00	0.00	0.00
40	Intercession City	30.99	63.69	99.43	138.53	181.34
41	Interlachen Lake Est	64.78	86.46	110.09	135.89	164.06
42	Jungle Den	783.12	783.12	783.12	783.12	783.12
43	Keystone Club Est.	87.85	180.12	280.61	390.16	509.71
44	Keystone Heights	311.05	324.97	339.88	355.89	373.09
45	Kingswood	0.00	0.00	0.00	0.00	0.00
46	Lake Ajay	0.00	0.00	0.00	0.00	0.00
47	Lake Brantley	388.56	388.56	388.56	388.56	388.56
48	Lake Conway	27.84	56.78	88.38	122.91	160.67
49	Lake Gibson	122.43	256.09	405.12	571.10	755.77
50	Lake Harriet	0.00	0.00	0.00	0.00	0.00
51	Lakeside	41.15	84.86	132.41	184.18	240.61
52	Lakeview Villas	0.00	0.00	0.00	0.00	0.00
53	Lehigh	951.78	1,109.03	1,280.22	1,465.89	1,465.89
54	Leliani Heights	0.00	0.00	0.00	0.00	0.00
55	Leisure Lakes/CB	200.58	270.08	345.11	426.23	514.10

Note: Refer to Volume VII, Book 1 of 1 for detailed 1996 AFPI schedules supporting the FPSC Uniform and Non-Uniform Plants.  
This supplemental information only provides supporting information for Hernando, Hillsborough and Polk County.



**SUMMARY OF PROPOSED ALLOWANCE FOR FUNDS PRUDENTLY INVESTED (AFPI) ANNUAL CHARGES - 1996**  
**WATER AND SEWER COMBINED**

Company : SSU/Total Company  
Docket No: 950495-WS  
Schedule Year Ended: 12/31/96  
Water ☒ Sewer ☐  
Historic ☐ Projected ☒

FPSC  
Summary Schedule  
Page 2 of 2  
Preparer: Bliss

		(1)	(2)	(3)	(4)	(5)	(6)
		COMBINED PROPOSED WATER AND SEWER AFPI CHARGES					
Line No	Plant Name	1997	1998	1999	2000	2001	
56	Marco Island	1,595.54	1,695.75	1,804.83	1,923.68	2,053.32	
57	Marco Shores	444.71	469.39	495.56	523.36	552.97	
58	Marion Oaks	1,709.03	1,821.27	1,942.14	1,996.00	1,996.00	
59	Meredith Manor	91.84	189.21	295.37	411.23	537.77	
60	Morningview	14.14	28.24	43.23	59.19	76.22	
61	Oak Forest	10.34	20.70	31.76	43.60	56.29	
62	Oakwood	0.00	0.00	0.00	0.00	0.00	
63	Orange Hill / Sugar Creek	4.69	9.61	14.97	20.81	27.18	
64	Palisades	244.90	244.90	244.90	244.90	244.90	
65	Palm Port	823.34	1,017.93	1,226.48	1,450.41	1,691.33	
66	Palm Terrace	19.67	40.23	62.69	87.22	114.06	
67	Palm Valley	0.00	0.00	0.00	0.00	0.00	
68	Palms Mobile Home Park	8.15	16.63	25.82	35.78	46.61	
69	Park Manor	55.73	55.73	55.73	55.73	55.73	
70	Picciola Island	0.00	0.00	0.00	0.00	0.00	
71	Pine Ridge	304.48	304.48	304.48	304.48	304.48	
72	Pine Ridge Estates	3.88	7.89	12.23	16.94	22.04	
73	Piney Woods	37.98	78.06	121.66	169.17	220.98	
74	Point O' Woods	362.38	362.38	362.38	362.38	362.38	
75	Pomona Park	11.28	23.04	35.85	49.82	65.08	
76	Postmaster Village	85.65	176.25	275.05	382.88	500.69	
77	Quail Ridge	159.34	159.34	159.34	159.34	159.34	
78	Remington Forest	0.00	0.00	0.00	0.00	0.00	
79	River Grove	6.90	13.77	21.10	28.93	37.31	
80	River Park	26.15	53.52	83.42	116.10	151.86	
81	Rosemont / Rolling Green	51.50	105.78	165.09	229.97	300.99	
82	Salt Springs	355.91	355.91	355.91	355.91	355.91	
83	Samira Villas	0.00	0.00	0.00	0.00	0.00	
84	Seaboard	145.55	303.35	477.21	668.80	879.96	
85	Silver Lake Oaks	224.77	453.25	699.79	966.26	1,254.72	
86	Silver Lakes/West Shores	501.32	1,014.45	1,569.92	2,172.09	2,825.78	
87	Skycrest	0.00	0.00	0.00	0.00	0.00	
88	South Forty	1,031.74	1,500.00	1,500.00	1,500.00	1,500.00	
89	Spring Gardens	44.22	88.64	136.04	186.71	241.00	
90	Spring Hill	265.75	439.86	629.72	836.94	1,063.32	
91	St. Johns Highlands	7.70	15.75	24.52	34.07	44.49	
92	Stone Mountain	12.46	25.60	39.89	55.45	72.40	
93	Sugar Mill	897.75	1,108.22	1,336.09	1,583.17	1,851.43	
94	Sugamill Woods	424.74	453.92	485.65	520.21	557.88	
95	Sunny Hills	1,114.70	1,162.02	1,213.76	1,270.37	1,332.35	
96	Sunshine Parkway	285.69	577.00	888.58	1,222.53	1,569.08	
97	Tropical Park	90.69	187.88	294.23	410.67	538.25	
98	Tropical Isles	43.84	89.21	138.62	192.49	251.29	
99	University Shores	960.66	1,052.89	1,152.69	1,260.86	1,378.26	
100	Valencia Terrace	125.48	255.94	397.33	550.78	717.53	
101	Valrico Hills	10.58	21.94	34.47	48.27	63.51	
102	Venetian Village	452.25	560.66	676.79	801.43	935.44	
103	Welaka / Saratoga Harbour	722.39	737.99	750.00	750.00	750.00	
104	Westmont	0.00	0.00	0.00	0.00	0.00	
105	Windsong	0.00	0.00	0.00	0.00	0.00	
106	Woodmere	526.97	526.97	526.97	526.97	526.97	
107	Wootens	4.79	9.85	15.37	21.38	27.92	
108	Zephyr Shores	349.17	432.27	522.17	619.57	725.25	

Note: Refer to Volume VII, Book 1 of 1 for detailed 1996 AFPI schedules supporting the FPSC Uniform and Non-Uniform Plants.  
This supplemental information only provides supporting information for Hernando, Hillsborough and Polk County.

**SUMMARY OF PROPOSED ALLOWANCE FOR FUNDS PRUDENTLY INVESTED (AFPI) ANNUAL CHARGES - 1996  
WATER TREATMENT PLANT**

Company : SSU/Total Company  
Docket No: 950495-WS  
Schedule Year Ended: 12/31/96  
Water [ X ] Sewer [ ]  
Historic [ ] Projected [ X ]

FPSC  
Summary Schedule  
Page 1 of 2  
Preparer: Bliss

Line No	Plant Name	(1)	(2)	(3)	(4)	(5)	(6)	(7)
		PROPOSED WATER TREATMENT PLANT AFPI CHARGES						Note:
		1997	1998	1999	2000	2001		
1	Amelia Island	122.52	122.52	122.52	122.52	122.52		[ 2 ]
2	Apache Shores	23.88	48.28	74.56	102.92	133.56		[ 1 ]
3	Apple Valley	N/A	N/A	N/A	N/A	N/A		[ 3 ]
4	Bay Lake Estates	N/A	N/A	N/A	N/A	N/A		[ 3 ]
5	Beacon Hills	196.89	196.89	196.89	196.89	196.89		[ 2 ]
6	Beecher's Point	214.56	214.56	214.56	214.56	214.56		[ 2 ]
7	Buenaventura Lakes	N/A	N/A	N/A	N/A	N/A		[ 3 ]
8	Burnt Store	1,064.50	1,064.50	1,064.50	1,064.50	1,064.50		[ 5 ]
9	Carlton Village	N/A	N/A	N/A	N/A	N/A		[ 3 ]
10	Chuluota	3.02	5.93	9.03	12.35	15.90		[ 1 ]
11	Citrus Park	N/A	N/A	N/A	N/A	N/A		[ 3 ]
12	Citrus Springs	N/A	N/A	N/A	N/A	N/A		[ 3 ]
13	Crystal River	47.74	97.38	150.91	208.74	271.30		[ 1 ]
14	Daetwyler Shores	N/A	N/A	N/A	N/A	N/A		[ 3 ]
15	Deep Creek	647.52	647.52	647.52	647.52	647.52		[ 2 ]
16	Deltona Lakes	70.60	70.60	70.60	70.60	70.60		[ 2 ]
17	Dol Ray Manor	6.12	12.27	18.89	26.00	33.68		[ 1 ]
18	Druid Hills	N/A	N/A	N/A	N/A	N/A		[ 3 ]
19	East Lake Harris	N/A	N/A	N/A	N/A	N/A		[ 3 ]
20	Enterprise	N/A	N/A	N/A	N/A	N/A		[ 3 ]
21	Fern Park	N/A	N/A	N/A	N/A	N/A		[ 3 ]
22	Fern Terrace	N/A	N/A	N/A	N/A	N/A		[ 3 ]
23	Fisherman's Haven	N/A	N/A	N/A	N/A	N/A		[ 3 ]
24	Fountains	21.43	43.31	66.81	92.07	119.30		[ 4 ]
25	Fox Run	68.90	139.96	216.93	300.41	391.08		[ 1 ]
26	Friendly Center	N/A	N/A	N/A	N/A	N/A		[ 3 ]
27	Geneva Lake Est.	N/A	N/A	N/A	N/A	N/A		[ 3 ]
28	Gibsonia Estates	N/A	N/A	N/A	N/A	N/A		[ 3 ]
29	Golden Terrace	N/A	N/A	N/A	N/A	N/A		[ 3 ]
30	Gospel Isle Estates	N/A	N/A	N/A	N/A	N/A		[ 3 ]
31	Grand Terrace	N/A	N/A	N/A	N/A	N/A		[ 3 ]
32	Harmony Homes	N/A	N/A	N/A	N/A	N/A		[ 3 ]
33	Hermits Cove	19.33	38.87	59.87	82.47	106.84		[ 1 ]
34	Herschel Heights	N/A	N/A	N/A	N/A	N/A		[ 3 ]
35	Hobby Hills	5.32	10.84	16.85	23.39	30.50		[ 1 ]
36	Holiday Haven	N/A	N/A	N/A	N/A	N/A		[ 3 ]
37	Holiday Heights	N/A	N/A	N/A	N/A	N/A		[ 3 ]
38	Imperial Mobile Terr	N/A	N/A	N/A	N/A	N/A		[ 3 ]
39	Intercession City	N/A	N/A	N/A	N/A	N/A		[ 3 ]
40	Interlachen Lake Est	44.13	44.13	44.13	44.13	44.13		[ 2 ]
41	Jungle Den	N/A	N/A	N/A	N/A	N/A		[ 3 ]
42	Keystone Club Est.	20.74	42.15	65.29	90.35	117.52		[ 1 ]
43	Keystone Heights	13.89	27.81	42.72	58.73	75.93		[ 1 ]
44	Kingswood	N/A	N/A	N/A	N/A	N/A		[ 3 ]
45	Lake Ajay	N/A	N/A	N/A	N/A	N/A		[ 3 ]
46	Lake Brantley	N/A	N/A	N/A	N/A	N/A		[ 3 ]
47	Lake Conway	N/A	N/A	N/A	N/A	N/A		[ 3 ]
48	Lake Gibson	N/A	N/A	N/A	N/A	N/A		[ 3 ]
49	Lake Harriet	N/A	N/A	N/A	N/A	N/A		[ 3 ]
50	Lakeside	N/A	N/A	N/A	N/A	N/A		[ 3 ]
51	Lakeview Villas	N/A	N/A	N/A	N/A	N/A		[ 3 ]
52	Lehigh	86.43	86.43	86.43	86.43	86.43		[ 2 ]
53	Leilani Heights	N/A	N/A	N/A	N/A	N/A		[ 3 ]
54	Leisure Lakes/CB	N/A	N/A	N/A	N/A	N/A		[ 3 ]

Note: [ 1 ] Indicates New Proposed Tariff  
[ 2 ] Indicates Existing Tariff Applies - No New Tariff Requested  
[ 3 ] Not Applicable  
[ 4 ] Indicates New Proposed Tariff Supersedes Existing Tariff  
[ 5 ] Indicates Proposed Cap to New Tariff  
[ 6 ] Indicates Proposed Cap to the Existing Tariff

Note: Refer to Volume VII, Book 1 of 1 for detailed 1996 AFPI schedules supporting the FPSC Uniform and Non-Uniform Plants.  
This supplemental information only provides supporting information for Hernando, Hillsborough and Polk County.



**SUMMARY OF PROPOSED ALLOWANCE FOR FUNDS PRUDENTLY INVESTED (AFPI) ANNUAL CHARGES - 1996**  
**WATER TREATMENT PLANT**

Company : SSU/Total Company  
Docket No: 950495-WS  
Schedule Year Ended: 12/31/96  
Water [ X ] Sewer [ ]  
Historic [ ] Projected [ X ]

FPSC  
Summary Schedule  
Page 2 of 2  
Preparer: Bliss

	(1)	(2)	(3)	(4)	(5)	(6)	(7)
		PROPOSED WATER TREATMENT PLANT AFPI CHARGES					
Line No	Plant Name	1997	1998	1999	2000	2001	Note:
55	Marco Island	95.54	195.75	304.83	423.68	553.32	[ 1 ]
56	Marco Shores	284.99	284.99	284.99	284.99	284.99	[ 2 ]
57	Marion Oaks	81.60	81.60	81.60	81.60	81.60	[ 2 ]
58	Meredith Manor	5.32	10.69	16.43	22.58	29.16	[ 1 ]
59	Morningview	N/A	N/A	N/A	N/A	N/A	[ 3 ]
60	Oak Forest	N/A	N/A	N/A	N/A	N/A	[ 3 ]
61	Oakwood	N/A	N/A	N/A	N/A	N/A	[ 3 ]
62	Orange Hill / Sugar Creek	N/A	N/A	N/A	N/A	N/A	[ 3 ]
63	Palisades	N/A	N/A	N/A	N/A	N/A	[ 3 ]
64	Palm Port	312.87	312.87	312.87	312.87	312.87	[ 2 ]
65	Palm Terrace	N/A	N/A	N/A	N/A	N/A	[ 3 ]
66	Palm Valley	N/A	N/A	N/A	N/A	N/A	[ 3 ]
67	Palms Mobile Home Park	N/A	N/A	N/A	N/A	N/A	[ 3 ]
68	Picciola Island	N/A	N/A	N/A	N/A	N/A	[ 3 ]
69	Pine Ridge	N/A	N/A	N/A	N/A	N/A	[ 3 ]
70	Pine Ridge Estates	3.88	7.89	12.23	16.94	22.04	[ 1 ]
71	Piney Woods	N/A	N/A	N/A	N/A	N/A	[ 3 ]
72	Point O' Woods	N/A	N/A	N/A	N/A	N/A	[ 3 ]
73	Pomona Park	N/A	N/A	N/A	N/A	N/A	[ 3 ]
74	Postmaster Village	N/A	N/A	N/A	N/A	N/A	[ 3 ]
75	Quail Ridge	N/A	N/A	N/A	N/A	N/A	[ 3 ]
76	Remington Forest	N/A	N/A	N/A	N/A	N/A	[ 3 ]
77	River Grove	6.90	13.77	21.10	28.93	37.31	[ 1 ]
78	River Park	3.81	7.76	12.05	16.71	21.79	[ 1 ]
79	Rosemont / Rolling Green	N/A	N/A	N/A	N/A	N/A	[ 3 ]
80	Salt Springs	N/A	N/A	N/A	N/A	N/A	[ 3 ]
81	Samira Villas	N/A	N/A	N/A	N/A	N/A	[ 3 ]
82	Seaboard	N/A	N/A	N/A	N/A	N/A	[ 3 ]
83	Silver Lake Oaks	10.66	21.46	33.07	45.58	59.08	[ 1 ]
84	Silver Lakes/West Shores	N/A	N/A	N/A	N/A	N/A	[ 3 ]
85	Skycrest	N/A	N/A	N/A	N/A	N/A	[ 3 ]
86	Spring Gardens	N/A	N/A	N/A	N/A	N/A	[ 3 ]
87	Spring Hill	101.62	101.62	101.62	101.62	101.62	[ 2 ]
88	St Johns Highlands	N/A	N/A	N/A	N/A	N/A	[ 3 ]
89	Stone Mountain	N/A	N/A	N/A	N/A	N/A	[ 3 ]
90	Sugar Mill	241.42	241.42	241.42	241.42	241.42	[ 2 ]
91	Sugarmill Woods	28.32	57.50	89.23	123.79	161.46	[ 1 ]
92	Sunny Hills	137.02	137.02	137.02	137.02	137.02	[ 2 ]
93	Sunshine Parkway	12.62	25.38	38.98	53.52	69.08	[ 1 ]
94	Tropical Park	N/A	N/A	N/A	N/A	N/A	[ 3 ]
95	University Shores	N/A	N/A	N/A	N/A	N/A	[ 3 ]
96	Valencia Terrace	N/A	N/A	N/A	N/A	N/A	[ 3 ]
97	Valrico Hills	N/A	N/A	N/A	N/A	N/A	[ 3 ]
98	Venetian Village	7.03	7.03	7.03	7.03	7.03	[ 2 ]
99	Weiaka / Saratoga Harbour	707.43	707.43	707.43	707.43	707.43	[ 2 ]
100	Westmont	N/A	N/A	N/A	N/A	N/A	[ 3 ]
101	Windsong	N/A	N/A	N/A	N/A	N/A	[ 3 ]
102	Woodmere	109.74	109.74	109.74	109.74	109.74	[ 2 ]
103	Wootens	N/A	N/A	N/A	N/A	N/A	[ 3 ]
104	Zephyr Shores	N/A	N/A	N/A	N/A	N/A	[ 3 ]

Note: [ 1 ] Indicates New Proposed Tariff  
[ 2 ] Indicates Existing Tariff Applies - No New Tariff Requested  
[ 3 ] Not Applicable  
[ 4 ] Indicates New Proposed Tariff Supersedes Existing Tariff  
[ 5 ] Indicates Proposed Cap to New Tariff  
[ 6 ] Indicates Proposed Cap to the Existing Tariff

Note: Refer to Volume VII, Book 1 of 1 for detailed 1996 AFPI schedules supporting the FPSC Uniform and Non-Uniform Plants.  
This supplemental information only provides supporting information for Hernando, Hillsborough and Polk County.

**SUMMARY OF PROPOSED ALLOWANCE FOR FUNDS PRUDENTLY INVESTED (AFPI) ANNUAL CHARGES - 1996**  
**WATER TRANSMISSION AND DISTRIBUTION PLANT**

Company : SSU/Total Company  
Docket No. 950495-WS  
Schedule Year Ended: 12/31/96  
Water [ X ] Sewer [ ]  
Historic [ ] Projected [ X ]

FPSC  
Summary Schedule  
Page 1 of 2  
Preparer: Bliss

Line No	Plant Name	(1)	(2)	(3)	(4)	(5)	(6)	(7)
		PROPOSED WATER TRANSMISSION AND DISTRIBUTION AFPI CHARGES						Note:
		1997	1998	1999	2000	2001		
1	Amelia Island	N/A	N/A	N/A	N/A	N/A		[ 3 ]
2	Apache Shores	6.68	13.64	21.22	29.46	38.45		[ 1 ]
3	Apple Valley	N/A	N/A	N/A	N/A	N/A		[ 3 ]
4	Bay Lake Estates	15.87	31.89	49.16	67.79	87.94		[ 1 ]
5	Beacon Hills	N/A	N/A	N/A	N/A	N/A		[ 3 ]
6	Beecher's Point	N/A	N/A	N/A	N/A	N/A		[ 3 ]
7	Buenaventura Lakes	N/A	N/A	N/A	N/A	N/A		[ 3 ]
8	Burnt Store	435.50	435.50	435.50	435.50	435.50		[ 2 ]
9	Carlton Village	56.29	116.35	181.86	253.39	331.56		[ 1 ]
10	Chuluota	N/A	N/A	N/A	N/A	N/A		[ 3 ]
11	Citrus Park	N/A	N/A	N/A	N/A	N/A		[ 3 ]
12	Citrus Springs	382.19	382.19	382.19	382.19	382.19		[ 2 ]
13	Crystal River	N/A	N/A	N/A	N/A	N/A		[ 3 ]
14	Daetwyler Shores	N/A	N/A	N/A	N/A	N/A		[ 3 ]
15	Deep Creek	84.57	102.48	102.48	102.48	102.48		[ 5 ]
16	Deltona Lakes	27.73	57.00	88.87	123.61	161.51		[ 1 ]
17	Dol Ray Manor	N/A	N/A	N/A	N/A	N/A		[ 3 ]
18	Druid Hills	N/A	N/A	N/A	N/A	N/A		[ 3 ]
19	East Lake Harris	N/A	N/A	N/A	N/A	N/A		[ 3 ]
20	Enterprise	N/A	N/A	N/A	N/A	N/A		[ 3 ]
21	Fern Park	N/A	N/A	N/A	N/A	N/A		[ 3 ]
22	Fern Terrace	N/A	N/A	N/A	N/A	N/A		[ 3 ]
23	Fisherman's Haven	N/A	N/A	N/A	N/A	N/A		[ 3 ]
24	Fountains	N/A	N/A	N/A	N/A	N/A		[ 3 ]
25	Fox Run	N/A	N/A	N/A	N/A	N/A		[ 3 ]
26	Friendly Center	N/A	N/A	N/A	N/A	N/A		[ 3 ]
27	Geneva Lake Est.	27.69	56.69	88.30	122.80	160.48		[ 1 ]
28	Gibsonia Estates	39.67	81.20	126.64	176.40	230.93		[ 1 ]
29	Golden Terrace	N/A	N/A	N/A	N/A	N/A		[ 3 ]
30	Gospel Isle Estates	193.13	193.13	193.13	193.13	193.13		[ 2 ]
31	Grand Terrace	N/A	N/A	N/A	N/A	N/A		[ 3 ]
32	Hamony Homes	N/A	N/A	N/A	N/A	N/A		[ 3 ]
33	Hermits Cove	34.35	70.42	109.85	153.00	200.24		[ 1 ]
34	Herschel Heights	9.82	19.75	30.51	42.17	54.82		[ 1 ]
35	Hobby Hills	N/A	N/A	N/A	N/A	N/A		[ 3 ]
36	Holiday Haven	11.46	23.19	36.03	50.10	65.52		[ 1 ]
37	Holiday Heights	N/A	N/A	N/A	N/A	N/A		[ 3 ]
38	Imperial Mobile Terr	N/A	N/A	N/A	N/A	N/A		[ 3 ]
39	Intercession City	30.99	63.69	99.43	138.53	181.34		[ 1 ]
40	Interlachen Lake Est	20.65	42.33	65.96	91.76	119.93		[ 1 ]
41	Jungle Den	N/A	N/A	N/A	N/A	N/A		[ 3 ]
42	Keystone Club Est.	67.12	137.97	215.32	299.81	392.19		[ 1 ]
43	Keystone Heights	297.16	297.16	297.16	297.16	297.16		[ 2 ]
44	Kingswood	N/A	N/A	N/A	N/A	N/A		[ 3 ]
45	Lake Ajay	N/A	N/A	N/A	N/A	N/A		[ 3 ]
46	Lake Brantley	388.56	388.56	388.56	388.56	388.56		[ 2 ]
47	Lake Conway	27.84	56.78	88.38	122.91	160.67		[ 1 ]
48	Lake Gibson	18.80	38.68	60.34	83.96	109.74		[ 1 ]
49	Lake Harriet	N/A	N/A	N/A	N/A	N/A		[ 3 ]
50	Lakeside	41.15	84.86	132.41	184.18	240.61		[ 1 ]
51	Lakeview Villas	N/A	N/A	N/A	N/A	N/A		[ 3 ]
52	Lehigh	149.46	306.71	477.90	663.57	663.57		[ 5 ]
53	Leilani Heights	N/A	N/A	N/A	N/A	N/A		[ 3 ]
54	Leisure Lakes/CB	20.23	41.44	64.48	89.55	116.85		[ 1 ]

Note: [ 1 ] Indicates New Proposed Tariff  
[ 2 ] Indicates Existing Tariff Applies - No New Tariff Requested  
[ 3 ] Not Applicable  
[ 4 ] Indicates New Proposed Tariff Supercedes Existing Tariff  
[ 5 ] Indicates Proposed Cap to New Tariff  
[ 6 ] Indicates Proposed Cap to the Existing Tariff

Note: Refer to Volume VII, Book 1 of 1 for detailed 1996 AFPI schedules supporting the FPSC Uniform and Non-Uniform Plants.  
This supplemental information only provides supporting information for Hernando, Hillsborough and Polk County.



**SUMMARY OF PROPOSED ALLOWANCE FOR FUNDS PRUDENTLY INVESTED (AFPI) ANNUAL CHARGES - 1996**  
**WATER TRANSMISSION AND DISTRIBUTION PLANT**

Company : SSU/Total Company  
Docket No: 950495-WS  
Schedule Year Ended: 12/31/96  
Water [ X ] Sewer [ ]  
Historic [ ] Projected [ X ]

FPSC  
Summary Schedule  
Page 2 of 2  
Preparer: Bliss

		(1)	(2)	(3)	(4)	(5)	(6)	(7)
PROPOSED WATER TRANSMISSION AND DISTRIBUTION AFPI CHARGES								
Line No	Plant Name	1997	1998	1999	2000	2001	Note:	
55	Marco Island	N/A	N/A	N/A	N/A	N/A	[ 3 ]	
56	Marco Shores	N/A	N/A	N/A	N/A	N/A	[ 3 ]	
57	Marion Oaks	568.94	568.94	568.94	568.94	568.94	[ 2 ]	
58	Meredith Manor	86.52	178.52	278.94	388.65	508.61	[ 1 ]	
59	Morningview	N/A	N/A	N/A	N/A	N/A	[ 3 ]	
60	Oak Forest	10.34	20.70	31.76	43.60	56.29	[ 1 ]	
61	Oakwood	N/A	N/A	N/A	N/A	N/A	[ 3 ]	
62	Orange Hill / Sugar Creek	4.69	9.61	14.97	20.81	27.18	[ 1 ]	
63	Palisades	244.90	244.90	244.90	244.90	244.90	[ 2 ]	
64	Palm Port	318.34	318.34	318.34	318.34	318.34	[ 2 ]	
65	Palm Terrace	N/A	N/A	N/A	N/A	N/A	[ 3 ]	
66	Palm Valley	N/A	N/A	N/A	N/A	N/A	[ 3 ]	
67	Palms Mobile Home Park	8.15	16.63	25.82	35.78	46.61	[ 1 ]	
68	Piccola Island	N/A	N/A	N/A	N/A	N/A	[ 3 ]	
69	Pine Ridge	304.48	304.48	304.48	304.48	304.48	[ 2 ]	
70	Pine Ridge Estates	N/A	N/A	N/A	N/A	N/A	[ 3 ]	
71	Piney Woods	37.98	78.06	121.66	169.17	220.98	[ 1 ]	
72	Point O' Woods	56.56	56.56	56.56	56.56	56.56	[ 2 ]	
73	Pomona Park	11.28	23.04	35.85	49.82	65.08	[ 1 ]	
74	Postmaster Village	85.65	176.25	275.05	382.88	500.69	[ 1 ]	
75	Quail Ridge	159.34	159.34	159.34	159.34	159.34	[ 2 ]	
76	Remington Forest	N/A	N/A	N/A	N/A	N/A	[ 3 ]	
77	River Grove	N/A	N/A	N/A	N/A	N/A	[ 3 ]	
78	River Park	22.34	45.77	71.38	99.39	130.07	[ 1 ]	
79	Rosemont / Rolling Green	51.50	105.78	165.09	229.97	300.99	[ 1 ]	
80	Salt Springs	N/A	N/A	N/A	N/A	N/A	[ 3 ]	
81	Samira Villas	N/A	N/A	N/A	N/A	N/A	[ 3 ]	
82	Seaboard	25.69	52.18	80.94	112.21	146.26	[ 1 ]	
83	Silver Lake Oaks	10.90	22.33	34.82	48.47	63.42	[ 1 ]	
84	Silver Lakes/West Shores	N/A	N/A	N/A	N/A	N/A	[ 3 ]	
85	Skycrest	N/A	N/A	N/A	N/A	N/A	[ 3 ]	
86	Spring Gardens	10.59	21.55	33.39	46.20	60.07	[ 1 ]	
87	Spring Hill	26.42	54.24	84.54	117.59	153.67	[ 1 ]	
88	St. Johns Highlands	7.70	15.75	24.52	34.07	44.49	[ 1 ]	
89	Stone Mountain	12.46	25.60	39.89	55.45	72.40	[ 1 ]	
90	Sugar Mill	63.25	129.26	201.02	279.15	364.29	[ 1 ]	
91	Sugarmill Woods	253.94	253.94	253.94	253.94	253.94	[ 2 ]	
92	Sunny Hills	45.02	92.34	144.08	200.69	262.67	[ 4 ]	
93	Sunshine Parkway	N/A	N/A	N/A	N/A	N/A	[ 3 ]	
94	Tropical Park	90.69	187.88	294.23	410.67	538.25	[ 1 ]	
95	University Shores	N/A	N/A	N/A	N/A	N/A	[ 3 ]	
96	Valencia Terrace	11.42	22.91	35.26	48.54	62.87	[ 1 ]	
97	Valrico Hills	3.95	8.11	12.67	17.65	23.12	[ 1 ]	
98	Venetian Village	2.15	4.41	6.86	9.54	12.46	[ 1 ]	
99	Welaka / Saratoga Harbour	14.96	30.56	42.57	42.57	42.57	[ 5 ]	
100	Westmont	N/A	N/A	N/A	N/A	N/A	[ 3 ]	
101	Windsong	N/A	N/A	N/A	N/A	N/A	[ 3 ]	
102	Woodmere	96.26	96.26	96.26	96.26	96.26	[ 2 ]	
103	Wootens	4.79	9.85	15.37	21.38	27.92	[ 1 ]	
104	Zephyr Shores	8.36	17.18	26.78	37.25	48.67	[ 1 ]	

Note: [ 1 ] Indicates New Proposed Tariff  
[ 2 ] Indicates Existing Tariff Applies - No New Tariff Requested  
[ 3 ] Not Applicable  
[ 4 ] Indicates New Proposed Tariff Supercedes Existing Tariff  
[ 5 ] Indicates Proposed Cap to New Tariff  
[ 6 ] Indicates Proposed Cap to the Existing Tariff

Note: Refer to Volume VII, Book 1 of 1 for detailed 1996 AFPI schedules supporting the FPSC Uniform and Non-Uniform Plants.  
This supplemental information only provides supporting information for Hernando, Hillsborough and Polk County.

**SUMMARY OF PROPOSED ALLOWANCE FOR FUNDS PRUDENTLY INVESTED (AFPI) ANNUAL CHARGES - 1996  
SEWER COLLECTION PLANT**

Company : SSU/Total Company  
Docket No: 950495-WS  
Schedule Year Ended: 12/31/96  
Water [ ] Sewer [X]  
Historic [ ] Projected [X]

FPSC  
Summary Schedule  
Page 1 of 1  
Preparer: Bliss

Line No	(1) Plant Name	(2)	(3)	(4)	(5)	(6)	(7)
		PROPOSED SEWER COLLECTION PLANT AFPI CHARGES					Note:
		1997	1998	1999	2000	2001	
1	Amelia Island	213.61	432.96	669.66	925.51	927.48	[5]
2	Apache Shores	47.69	96.41	149.10	206.17	268.06	[1]
3	Apple Valley	N/A	N/A	N/A	N/A	N/A	[3]
4	Beacon Hills	N/A	N/A	N/A	N/A	N/A	[3]
5	Beecher's Point	116.29	236.71	367.05	508.31	661.63	[1]
6	Buenaventura Lakes	N/A	N/A	N/A	N/A	N/A	[3]
7	Burnt Store	96.88	197.37	307.43	428.02	560.23	[1]
8	Chuluota	750.00	750.00	750.00	750.00	750.00	[5]
9	Citrus Park	N/A	N/A	N/A	N/A	N/A	[3]
10	Citrus Springs	138.16	281.30	436.80	605.93	790.10	[4]
11	Deep Creek	35.57	70.71	109.79	153.22	201.45	[1]
12	Deltona Lakes	N/A	N/A	N/A	N/A	N/A	[3]
13	Enterprise	31.68	63.01	96.14	131.25	168.54	[1]
14	Fisherman's Haven	N/A	N/A	N/A	N/A	N/A	[3]
15	Florida Cent Comm Park	750.00	750.00	750.00	750.00	750.00	[6]
16	Fox Run	N/A	N/A	N/A	N/A	N/A	[3]
17	Holiday Haven	17.22	35.25	54.76	75.91	98.87	[1]
18	Jungle Den	N/A	N/A	N/A	N/A	N/A	[3]
19	Lake Gibson	103.63	217.41	344.78	487.14	646.03	[1]
20	Lehigh	624.24	624.24	624.24	624.24	624.24	[2]
21	Leilani Heights	N/A	N/A	N/A	N/A	N/A	[3]
22	Leisure Lakes/CB	47.06	95.34	147.33	203.39	263.95	[1]
23	Marco Island	N/A	N/A	N/A	N/A	N/A	[3]
24	Marco Shores	24.79	49.47	75.64	103.44	133.05	[1]
25	Marion Oaks	948.41	948.41	948.41	948.41	948.41	[2]
26	Meredith Manor	N/A	N/A	N/A	N/A	N/A	[3]
27	Morningview	N/A	N/A	N/A	N/A	N/A	[3]
28	Palm Port	104.31	208.79	320.21	439.28	566.79	[4]
29	Palm Terrace	19.67	40.23	62.69	87.22	114.06	[1]
30	Park Manor	N/A	N/A	N/A	N/A	N/A	[3]
31	Point O' Woods	N/A	N/A	N/A	N/A	N/A	[3]
32	Salt Springs	N/A	N/A	N/A	N/A	N/A	[3]
33	Seaboard	119.86	251.17	396.27	556.59	733.70	[1]
34	Silver Lake Oaks	43.09	86.27	132.54	182.23	235.69	[1]
35	South Forty	501.32	750.00	750.00	750.00	750.00	[5]
36	Spring Gardens	33.64	67.09	102.64	140.51	180.93	[1]
37	Spring Hill	54.62	115.64	183.52	258.96	342.74	[1]
38	Sugar Mill	139.10	283.57	439.67	608.62	791.74	[1]
39	Sugarmill Woods	N/A	N/A	N/A	N/A	N/A	[3]
40	Sunny Hills	398.40	398.40	398.40	398.40	398.40	[2]
41	Sunshine Parkway	N/A	N/A	N/A	N/A	N/A	[3]
42	Tropical Isles	43.84	89.21	138.62	192.49	251.29	[1]
43	University Shores	88.68	180.91	280.71	388.88	506.28	[4]
44	Valencia Terrace	96.24	196.92	306.27	425.18	554.64	[1]
45	Valrico Hills	6.63	13.83	21.80	30.62	40.39	[1]
46	Venetian Village	105.00	211.16	324.83	446.79	577.89	[1]
47	Woodmere	320.97	320.97	320.97	320.97	320.97	[2]
48	Zephyr Shores	72.04	146.32	226.62	313.56	407.81	[1]

Note: [1] Indicates New Proposed Tariff  
[2] Indicates Existing Tariff Applies - No New Tariff Requested  
[3] Not Applicable  
[4] Indicates New Proposed Tariff Supercedes Existing Tariff  
[5] Indicates Proposed Cap to New Tariff  
[6] Indicates Proposed Cap to the Existing Tariff

Note: Refer to Volume VII, Book 1 of 1 for detailed 1996 AFPI schedules supporting the FPSC Uniform and Non-Uniform Plants.  
This supplemental information only provides supporting information for Hernando, Hillsborough and Polk County.



**SUMMARY OF PROPOSED ALLOWANCE FOR FUNDS PRUDENTLY INVESTED (AFPI) ANNUAL CHARGES - 1996  
SEWER TREATMENT AND DISPOSAL**

Company : SSU/Total Company  
Docket No: 950495-WS  
Schedule Year Ended: 12/31/96  
Water [ ] Sewer [ X ]  
Historic [ ] Projected [ X ]

FPSC  
Summary Schedule  
Page 1 of 1  
Preparer: Bliss

	(1)	(2)	(3)	(4)	(5)	(6)	(7)
	PROPOSED SEWER TREATMENT AND DISPOSAL AFPI CHARGES						
Line No	Plant Name	1997	1998	1999	2000	2001	Note:
1	Amelia Island	572.52	572.52	572.52	572.52	572.52	[ 2 ]
2	Apache Shores	58.72	118.75	183.69	254.04	330.36	[ 1 ]
3	Apple Valley	N/A	N/A	N/A	N/A	N/A	[ 3 ]
4	Beacon Hills	310.39	310.39	310.39	310.39	310.39	[ 2 ]
5	Beecher's Point	64.71	131.24	203.01	280.57	364.51	[ 1 ]
6	Buenaventura Lakes	137.27	277.75	428.97	592.02	768.13	[ 1 ]
7	Burnt Store	81.94	164.31	253.09	348.95	452.60	[ 1 ]
8	Chuluota	750.00	750.00	750.00	750.00	750.00	[ 6 ]
9	Citrus Park	N/A	N/A	N/A	N/A	N/A	[ 3 ]
10	Citrus Springs	120.17	120.17	120.17	120.17	120.17	[ 2 ]
11	Deep Creek	827.50	827.50	827.50	827.50	827.50	[ 2 ]
12	Deltona Lakes	88.98	88.98	88.98	88.98	88.98	[ 2 ]
13	Enterprise	N/A	N/A	N/A	N/A	N/A	[ 3 ]
14	Fisherman's Haven	169.65	343.37	530.66	732.92	951.69	[ 1 ]
15	Florida Cent Comm Park	750.00	750.00	750.00	750.00	750.00	[ 6 ]
16	Fox Run	817.41	817.41	817.41	817.41	817.41	[ 2 ]
17	Holiday Haven	738.28	1,401.13	1,401.13	1,401.13	1,401.13	[ 5 ]
18	Jungle Den	783.12	783.12	783.12	783.12	783.12	[ 2 ]
19	Lake Gibson	N/A	N/A	N/A	N/A	N/A	[ 3 ]
20	Lehigh	91.65	91.65	91.65	91.65	91.65	[ 2 ]
21	Lelani Heights	N/A	N/A	N/A	N/A	N/A	[ 3 ]
22	Laisure Lakes/CB	133.30	133.30	133.30	133.30	133.30	[ 2 ]
23	Marco Island	1,500.00	1,500.00	1,500.00	1,500.00	1,500.00	[ 6 ]
24	Marco Shores	134.93	134.93	134.93	134.93	134.93	[ 2 ]
25	Marion Oaks	110.08	222.32	343.19	397.05	397.05	[ 5 ]
26	Meredith Manor	N/A	N/A	N/A	N/A	N/A	[ 3 ]
27	Morningview	14.14	28.24	43.23	59.19	76.22	[ 1 ]
28	Palm Port	87.82	177.93	275.05	379.92	493.32	[ 4 ]
29	Palm Terrace	N/A	N/A	N/A	N/A	N/A	[ 3 ]
30	Park Manor	55.73	55.73	55.73	55.73	55.73	[ 2 ]
31	Point O' Woods	305.82	305.82	305.82	305.82	305.82	[ 2 ]
32	Salt Springs	355.91	355.91	355.91	355.91	355.91	[ 2 ]
33	Seaboard	N/A	N/A	N/A	N/A	N/A	[ 3 ]
34	Silver Lake Oaks	160.12	323.19	499.36	689.98	896.53	[ 1 ]
35	South Forty	530.42	750.00	750.00	750.00	750.00	[ 5 ]
36	Spring Gardens	N/A	N/A	N/A	N/A	N/A	[ 3 ]
37	Spring Hill	83.09	168.36	260.04	358.77	465.29	[ 4 ]
38	Sugar Mill	453.98	453.98	453.98	453.98	453.98	[ 2 ]
39	Sugarmill Woods	142.48	142.48	142.48	142.48	142.48	[ 2 ]
40	Sunny Hills	534.26	534.26	534.26	534.26	534.26	[ 2 ]
41	Sunshine Parkway	273.07	551.62	849.60	1,169.01	1,500.00	[ 5 ]
42	Tropical Isles	N/A	N/A	N/A	N/A	N/A	[ 3 ]
43	University Shores	871.98	871.98	871.98	871.98	871.98	[ 2 ]
44	Valencia Terrace	17.82	36.10	55.80	77.05	100.03	[ 1 ]
45	Valrico Hills	N/A	N/A	N/A	N/A	N/A	[ 3 ]
46	Venetian Village	338.07	338.07	338.07	338.07	338.07	[ 2 ]
47	Woodmere	N/A	N/A	N/A	N/A	N/A	[ 3 ]
48	Zephyr Shores	268.77	268.77	268.77	268.77	268.77	[ 2 ]

Note: [ 1 ] Indicates New Proposed Tariff  
[ 2 ] Indicates Existing Tariff Applies - No New Tariff Requested  
[ 3 ] Not Applicable  
[ 4 ] Indicates New Proposed Tariff Supercedes Existing Tariff  
[ 5 ] Indicates Proposed Cap to New Tariff  
[ 6 ] Indicates Proposed Cap to the Existing Tariff

Note: Refer to Volume VII, Book 1 of 1 for detailed 1996 AFPI schedules supporting the FPSC Uniform and Non-Uniform Plants.  
This supplemental information only provides supporting information for Hernando, Hillsborough and Polk County.

# SUMMARY OF ALLOWANCE FOR FUNDS PRUDENTLY INVESTED TARIFF STATUS

Company : SSU/Total Company  
Docket No: 950495-WS  
Schedule Year Ended: 12/31/96  
Water [ X ] Sewer [ X ]  
Historic [ ] Projected [ X ]

FPSC  
Summary Schedule  
Page 1 of 3  
Preparer: Bliss

Line No	(1) Plant Name	(2)		(3)	(4)	(5)
		Water			Sewer	
		Treatment Plant	Transmission & Distribution		Collection System	Treatment & Disposal
1	Amelia Island	[ 2 ]	[ 3 ]		[ 5 ]	[ 2 ]
2	Apache Shores	[ 1 ]	[ 1 ]		[ 1 ]	[ 1 ]
3	Apple Valley	[ 3 ]	[ 3 ]		[ 3 ]	[ 3 ]
4	Bay Lake Estates	[ 3 ]	[ 1 ]		N/A	N/A
5	Beacon Hills	[ 2 ]	[ 3 ]		[ 3 ]	[ 2 ]
6	Beecher's Point	[ 2 ]	[ 3 ]		[ 1 ]	[ 1 ]
7	Buenaventura Lakes	[ 3 ]	[ 3 ]		[ 3 ]	[ 1 ]
8	Burnt Store	[ 5 ]	[ 2 ]		[ 1 ]	[ 1 ]
9	Carlton Village	[ 3 ]	[ 1 ]		N/A	N/A
10	Chuluota	[ 1 ]	[ 3 ]		[ 5 ]	[ 6 ]
11	Citrus Park	[ 3 ]	[ 3 ]		[ 3 ]	[ 3 ]
12	Citrus Springs	[ 3 ]	[ 2 ]		[ 4 ]	[ 2 ]
13	Crystal River	[ 1 ]	[ 3 ]		N/A	N/A
14	Dartwyler Shores	[ 3 ]	[ 3 ]		N/A	N/A
15	Deep Creek	[ 2 ]	[ 5 ]		[ 1 ]	[ 2 ]
16	Deltona Lakes	[ 2 ]	[ 1 ]		[ 3 ]	[ 2 ]
17	Dol Ray Manor	[ 1 ]	[ 3 ]		N/A	N/A
18	Druid Hills	[ 3 ]	[ 3 ]		N/A	N/A
19	East Lake Harris	[ 3 ]	[ 3 ]		N/A	N/A
20	Enterprise	[ 3 ]	[ 3 ]		[ 1 ]	[ 3 ]
21	Fern Park	[ 3 ]	[ 3 ]		N/A	N/A
22	Fern Terrace	[ 3 ]	[ 3 ]		N/A	N/A
23	Fisherman's Haven	[ 3 ]	[ 3 ]		[ 3 ]	[ 1 ]
24	Florida Cent Comm Park	N/A	N/A		[ 6 ]	[ 6 ]
25	Fountains	[ 4 ]	[ 3 ]		N/A	N/A
26	Fox Run	[ 1 ]	[ 3 ]		[ 3 ]	[ 2 ]
27	Friendly Center	[ 3 ]	[ 3 ]		N/A	N/A
28	Geneva Lake Est.	[ 3 ]	[ 1 ]		N/A	N/A
29	Gibsonia Estates	[ 3 ]	[ 1 ]		N/A	N/A
30	Golden Terrace	[ 3 ]	[ 3 ]		N/A	N/A
31	Gospel Isle Estates	[ 3 ]	[ 2 ]		N/A	N/A
32	Grand Terrace	[ 3 ]	[ 3 ]		N/A	N/A
33	Harmony Homes	[ 3 ]	[ 3 ]		N/A	N/A
34	Hermits Cove	[ 1 ]	[ 1 ]		N/A	N/A
35	Herschel Heights	[ 3 ]	[ 1 ]		N/A	N/A
36	Hobby Hills	[ 1 ]	[ 3 ]		N/A	N/A
37	Holiday Haven	[ 3 ]	[ 1 ]		[ 1 ]	[ 5 ]
38	Holiday Heights	[ 3 ]	[ 3 ]		N/A	N/A
39	Imperial Mobile Terr	[ 3 ]	[ 3 ]		N/A	N/A
40	Intercession City	[ 3 ]	[ 1 ]		N/A	N/A
41	Interlachen Lake Est	[ 2 ]	[ 1 ]		N/A	N/A
42	Jungle Den	[ 3 ]	[ 3 ]		[ 3 ]	[ 2 ]

- [ 1 ] Indicates New Proposed Tariff
- [ 2 ] Indicates Existing Tariff Applies - No New Tariff Requested
- [ 3 ] Not Applicable
- [ 4 ] Indicates New Proposed Tariff Supersedes Existing Tariff
- [ 5 ] Indicates Proposed Cap to New Tariff
- [ 6 ] Indicates Proposed Cap to the Existing Tariff
- N/A Service is not provided at this location.

# SUMMARY OF ALLOWANCE FOR FUNDS PRUDENTLY INVESTED TARIFF STATUS

Company : SSU/Total Company  
Docket No: 950495-WS  
Schedule Year Ended: 12/31/96  
Water [ X ] Sewer [ X ]  
Historic [ ] Projected [ X ]

FPSC  
Summary Schedule  
Page 2 of 3  
Preparer: Bliss

Line No	(1) Plant Name	(2) Water		(3)	(4) Sewer		(5)
		Treatment Plant	Transmission & Distribution		Collection System	Treatment & Disposal	
43	Keystone Club Est.	[ 1 ]	[ 1 ]		N/A		N/A
44	Keystone Heights	[ 1 ]	[ 2 ]		N/A		N/A
45	Kingswood	[ 3 ]	[ 3 ]		N/A		N/A
46	Lake Ajay	[ 3 ]	[ 3 ]		N/A		N/A
47	Lake Brantley	[ 3 ]	[ 2 ]		N/A		N/A
48	Lake Conway	[ 3 ]	[ 1 ]		N/A		N/A
49	Lake Gibson	[ 3 ]	[ 1 ]		[ 1 ]		[ 3 ]
50	Lake Harriet	[ 3 ]	[ 3 ]		N/A		N/A
51	Lakeside	[ 3 ]	[ 1 ]		N/A		N/A
52	Lakeview Villas	[ 3 ]	[ 3 ]		N/A		N/A
53	Lehigh	[ 2 ]	[ 5 ]		[ 2 ]		[ 2 ]
54	Leilani Heights	[ 3 ]	[ 3 ]		[ 3 ]		[ 3 ]
55	Leisure Lakes/CB	[ 3 ]	[ 1 ]		[ 1 ]		[ 2 ]
56	Marco Island	[ 1 ]	[ 3 ]		[ 3 ]		[ 6 ]
57	Marco Shores	[ 2 ]	[ 3 ]		[ 1 ]		[ 2 ]
58	Marion Oaks	[ 2 ]	[ 2 ]		[ 2 ]		[ 5 ]
59	Meredith Manor	[ 1 ]	[ 1 ]		[ 3 ]		[ 3 ]
60	Morningview	[ 3 ]	[ 3 ]		[ 3 ]		[ 1 ]
61	Oak Forest	[ 3 ]	[ 1 ]		N/A		N/A
62	Oakwood	[ 3 ]	[ 3 ]		N/A		N/A
63	Orange Hill / Sugar Creek	[ 3 ]	[ 1 ]		N/A		N/A
64	Palisades	[ 3 ]	[ 2 ]		N/A		N/A
65	Palm Port	[ 2 ]	[ 2 ]		[ 4 ]		[ 4 ]
66	Palm Terrace	[ 3 ]	[ 3 ]		[ 1 ]		[ 3 ]
67	Palm Valley	[ 3 ]	[ 3 ]		N/A		N/A
68	Palms Mobile Home Park	[ 3 ]	[ 1 ]		N/A		N/A
69	Park Manor	N/A	N/A		[ 3 ]		[ 2 ]
70	Picciola Island	[ 3 ]	[ 3 ]		N/A		N/A
71	Pine Ridge	[ 3 ]	[ 2 ]		N/A		N/A
72	Pine Ridge Estates	[ 1 ]	[ 3 ]		N/A		N/A
73	Piney Woods	[ 3 ]	[ 1 ]		N/A		N/A
74	Point O' Woods	[ 3 ]	[ 2 ]		[ 3 ]		[ 2 ]
75	Pomona Park	[ 3 ]	[ 1 ]		N/A		N/A
76	Postmaster Village	[ 3 ]	[ 1 ]		N/A		N/A
77	Quail Ridge	[ 3 ]	[ 2 ]		N/A		N/A
78	Remington Forest	[ 3 ]	[ 3 ]		N/A		N/A
79	River Grove	[ 1 ]	[ 3 ]		N/A		N/A
80	River Park	[ 1 ]	[ 1 ]		N/A		N/A
81	Rosemont / Rolling Green	[ 3 ]	[ 1 ]		N/A		N/A
82	Salt Springs	[ 3 ]	[ 3 ]		[ 3 ]		[ 2 ]
83	Samira Villas	[ 3 ]	[ 3 ]		N/A		N/A
84	Seaboard	[ 3 ]	[ 1 ]		[ 1 ]		[ 3 ]
85	Silver Lake Oaks	[ 1 ]	[ 1 ]		[ 1 ]		[ 1 ]

- [ 1 ] Indicates New Proposed Tariff
- [ 2 ] Indicates Existing Tariff Applies - No New Tariff Requested
- [ 3 ] Not Applicable
- [ 4 ] Indicates New Proposed Tariff Supercedes Existing Tariff
- [ 5 ] Indicates Proposed Cap to New Tariff
- [ 6 ] Indicates Proposed Cap to the Existing Tariff
- N/A Service is not provided at this location.

# SUMMARY OF ALLOWANCE FOR FUNDS PRUDENTLY INVESTED TARIFF STATUS

Company : SSU/Total Company  
Docket No: 950495-WS  
Schedule Year Ended: 12/31/96  
Water [ X ] Sewer [ X ]  
Historic [ ] Projected [ X ]

FPSC  
Summary Schedule  
Page 3 of 3  
Preparer: Bliss

Line No	(1) Plant Name	(2)		(3)	(4)	(5)
		Water			Sewer	
		Treatment Plant	Transmission & Distribution		Collection System	Treatment & Disposal
86	Silver Lakes/West Shores	[ 3 ]	[ 3 ]		N/A	N/A
87	Skycrest	[ 3 ]	[ 3 ]		N/A	N/A
88	South Forty	N/A	N/A		[ 5 ]	[ 5 ]
89	Spring Gardens	[ 3 ]	[ 1 ]		[ 1 ]	[ 3 ]
90	Spring Hill	[ 2 ]	[ 1 ]		[ 1 ]	[ 4 ]
91	St. Johns Highlands	[ 3 ]	[ 1 ]		N/A	N/A
92	Stone Mountain	[ 3 ]	[ 1 ]		N/A	N/A
93	Sugar Mill	[ 2 ]	[ 1 ]		[ 1 ]	[ 2 ]
94	Sugarmill Woods	[ 1 ]	[ 2 ]		[ 3 ]	[ 2 ]
95	Sunny Hills	[ 2 ]	[ 4 ]		[ 2 ]	[ 2 ]
96	Sunshine Parkway	[ 1 ]	[ 3 ]		[ 3 ]	[ 5 ]
97	Tropical Park	[ 3 ]	[ 1 ]		N/A	N/A
98	Tropical Isles	N/A	N/A		[ 1 ]	[ 3 ]
99	University Shores	[ 3 ]	[ 3 ]		[ 4 ]	[ 2 ]
100	Valencia Terrace	[ 3 ]	[ 1 ]		[ 1 ]	[ 1 ]
101	Valrico Hills	[ 3 ]	[ 1 ]		[ 1 ]	[ 3 ]
102	Venetian Village	[ 2 ]	[ 1 ]		[ 1 ]	[ 2 ]
103	Welaka / Saratoga Harbour	[ 2 ]	[ 5 ]		N/A	N/A
104	Westmont	[ 3 ]	[ 3 ]		N/A	N/A
105	Windsong	[ 3 ]	[ 3 ]		N/A	N/A
106	Woodmere	[ 2 ]	[ 2 ]		[ 2 ]	[ 3 ]
107	Wootens	[ 3 ]	[ 1 ]		N/A	N/A
108	Zephyr Shores	[ 3 ]	[ 1 ]		[ 1 ]	[ 2 ]

- [ 1 ] Indicates New Proposed Tariff
- [ 2 ] Indicates Existing Tariff Applies - No New Tariff Requested
- [ 3 ] Not Applicable
- [ 4 ] Indicates New Proposed Tariff Supersedes Existing Tariff
- [ 5 ] Indicates Proposed Cap to New Tariff
- [ 6 ] Indicates Proposed Cap to the Existing Tariff
- N/A Service is not provided at this location.



THIS PAGE INTENTIONALLY LEFT BLANK

## Introduction:

This volume VII-A includes supplemental MFR information for APFI to reflect the inclusion of plants located in Hernando, Hillsborough and Polk Counties. This volume, along with volume VII, provides detailed calculations and summaries of the Company's proposed Allowance For Funds Prudently Invested ("AFPI") included in this docket. In accordance with **25-30.434(3)(e), FAC**, below is the statement explaining the basis for the requested charges and conditions:

SSU calculated the portions of SSU facilities which are used and useful in the public service. These calculations are provided in Volume VI. The remaining investment has been prudently installed but is required to serve future customers. Therefore, the carrying costs associated with this investment should be recoverable from the future customers in the form of the proposed AFPI charges described within this Volume VII.

In accordance with **25-30.434(3)(n), FAC**, below is a detailed explanation of why the number of years to collect the charge represents a reasonable and prudent management decision in the construction of plant:

The test year used to calculate the proposed AFPI charges is the 1996 projected test year utilized to determine the proposed final monthly rates in this application. The number of years that the utility proposes to collect the AFPI charges varies between the 152 plants in this application and between the four different charge types (i.e. Water Treatment Plant, Transmission and Distribution, Wastewater Treatment Plant and Collection System). In all instances, the charge has been capped after five years, consistent with Commission policy. SSU will only collect the proposed charges until such time that the number of ERCs for which the charge was calculated have been paid. The number of ERCs used in our calculations is indicated on the proposed tariff sheets.

SSU constructs plant so as to maintain the lowest cost possible to our customers and maximize the approved return on investment authorized by the Commission for shareholders. Plant expansions are constructed by utilizing the best information available during the design stage to project customer demands. In addition, SSU attempts to take advantage of the best economies of scale for the capacity increment being considered while attempting to provide shareholders the best possible return on their investment. The Commission has a long-standing policy of capping AFPI charges after five years. Although we have complied with this Commission policy, SSU does not agree with it. We do not believe the Commission's policy allows the Company to take the greatest advantage of the economies of scale available.

The Company has proposed to reset any tariffs which resulted in total collections which may exceed the previous existing tariffs, based upon a projected bill-out of the maximum charge times the total number of remaining ERC's or lots. If the projected bill-out of the new proposed charges does not exceed the existing tariff, we propose that the existing tariff remain in effect until all applicable remaining ERC's or lots are connected.

The Company has proposed a cap on AFPI tariffs so as to not restrict growth in areas with non-competitive calculated AFPI charges. The Company is proposing to cap AFPI charges so they do not exceed the Company's proposed Service Availability charges. Under this cap structure, combined AFPI tariffs for water (including the water treatment and water transmission and distribution tariffs) would cap at \$750 for Conventional Treatment plants and at \$1,500 for Reverse Osmosis Treatment plants. The combined AFPI tariffs for sewer (including Sewer Collection Plant and Sewer Treatment and Disposal) would uniformly cap at \$1,500 for all plants.

In order to achieve these uniform caps, the Company has proposed a decrease to the maximum existing tariffs for the following plants, as set in the Company's previous rate proceedings before the FPSC:

**Proposed Capped AFPI Charges:**

<u>New Tariffs:</u>	<u>Service</u>	<u>Calculated Combined Max Charge</u>	<u>Proposed Uniform Service Availability Charge</u>	<u>Proposed Capped AFPI Charge</u>
Burnt Store	Water	\$18,343	\$1,500	\$1,500
Deep Creek	Water	1,137	750	750
Lehigh	Water	954	750	750
Welaka/Saratoga	Water	794	750	750
Amelia Island	Sewer	1,775	1,500	1,500
Holiday Haven	Sewer	4,218	1,500	1,500
Marion Oaks	Sewer	1,563	1,500	1,500
South Forty	Sewer	5,717	1,500	1,500
Sunshine Parkway	Sewer	1,512	1,500	1,500

**Existing Tariffs:**

Chuluota	Sewer	7,358	1,500	1,500
Fl. Cent. Comm. Pk.	Sewer	2,789	1,500	1,500
Marco Island	Sewer	2,042	1,500	1,500

SOUTHERN STATES UTILITIES, INC.  
DOCKET #950495-WS  
LAST RATE ORDER ESTABLISHING AFPI CHARGES BY PLANT  
FPSC JURISDICTION

7/26/95

Plant Name	County	Plant Type			Certificate Nos.		Water/ Sewer	Last Rate Order	
		Water	Sewer	Total	Water	Sewer		Order Number	Issue Date
FPSC Uniform Plants									
1. Amelia Island	Nassau	1	1	2	171-W	122-S	W/S	PSC-93-0423-FOF-WS	03/22/93
2. Apache Shores	Citrus	1	1	2	189-W	134-S		N/A	
3. Apple Valley	Seminole	1	1	2	279-W	226-S		N/A	
4. Bay Lake Estates	Osceola	1	-	1	066-W	N/A		N/A	
5. Beacon Hills	Duval	1	1	2	177-W	124-S	W/S	PSC-93-0423-FOF-WS	03/22/93
6. Beecher's Point	Putnam	1	1	2	076-W	284-S	W	PSC-93-0423-FOF-WS	03/22/93
7. Burnt Store	Charlotte/Lee	1	1	2	306-W	255-S	W	PSC-93-0423-FOF-WS	03/22/93
8. Carlton Village	Lake	1	-	1	106-W	N/A	W	PSC-93-0423-FOF-WS	03/22/93
9. Chuluota	Seminole	1	1	2	279-W	226-S	S	PSC-89-23511-WS	09/18/90
10. Citrus Park	Marion	1	1	2	373-W	322-S		N/A	
11. Citrus Springs	Citrus	1	1	2	189-W	134-S	W/S	PSC-93-0423-FOF-WS	03/22/93
12. Crystal River Highlands	Citrus	1	-	1	189-W	N/A		N/A	
13. Daetwyler Shores	Orange	1	-	1	084-W	N/A		N/A	
14. Deltona	Volusia	1	1	2	238-W	182-S	W/S	PSC-93-0423-FOF-WS	03/22/93
15. Dol Ray Manor	Seminole	1	-	1	279-W	N/A		N/A	
16. Druid Hills	Seminole	1	-	1	279-W	N/A		N/A	
17. East Lake Harris Estates	Lake	1	-	1	106-W	N/A		N/A	
18. Fern Park	Seminole	1	-	1	279-W	N/A		N/A	
19. Fern Terrace	Lake	1	-	1	106-W	N/A		N/A	
20. Fisherman's Haven	Martin	1	1	2	368-W	319-S		N/A	
21. Florida Central Commerce Park	Seminole	-	1	1	N/A	226-S	S	PSC-93-0423-FOF-WS	03/22/93
22. Fountains	Osceola	1	-	1	066-W	N/A	W	PSC-93-0423-FOF-WS	03/22/93
23. Fox Run	Martin	1	1	2	368-W	319-S	S	PSC-93-0423-FOF-WS	03/22/93
24. Friendly Center	Lake	1	-	1	106-W	N/A		N/A	
25. Golden Terrace	Citrus	1	-	1	189-W	N/A		N/A	
26. Gospel Island Estates	Citrus	1	-	1	189-W	N/A	W	PSC-93-0423-FOF-WS	03/22/93
27. Grand Terrace	Lake	1	-	1	106-W	N/A		N/A	
28. Harmony Homes	Seminole	1	-	1	279-W	N/A		N/A	
29. Hermits Cove	Putnam	1	-	1	076-W	N/A		N/A	
30. Hobby Hills	Lake	1	-	1	106-W	N/A		N/A	
31. Holiday Haven	Lake	1	1	2	106-W	120-S	W	PSC-93-0423-FOF-WS	03/22/93
32. Holiday Heights	Orange	1	-	1	084-W	N/A		N/A	
33. Imperial Mobile Terrace	Lake	1	-	1	106-W	N/A		N/A	
34. Intercession City	Osceola	1	-	1	066-W	N/A		N/A	
35. Interlachen Lakes/Park Manor	Putnam	1	-	1	076-W	N/A	W	PSC-93-0423-FOF-WS	03/22/93
36. Jungle Den	Volusia	1	1	2	238-W	182-S		N/A	
37. Keystone Heights	Clay	1	-	1	003-W	N/A	W	PSC-93-0423-FOF-WS	03/22/93

SOUTHERN STATES UTILITIES, INC.  
DOCKET #950495-WS  
LAST RATE ORDER ESTABLISHING AFPI CHARGES BY PLANT  
FPSC JURISDICTION

7/26/95

Plant Name	County	Plant Type			Certificate Nos.		Water/ Sewer	Last Rate Order	
		Water	Sewer	Total	Water	Sewer		Order Number	Issue Date
<b><u>FPSC Uniform Plants (Cont.)</u></b>									
38. Kingswood	Brevard	1	-	1	002-W	N/A		N/A	
39. Lake Ajay Estates	Osceola	1	-	1	066-W	N/A	W	PSC-93-0423-FOF-WS	03/22/93
40. Lake Brantley	Seminole	1	-	1	279-W	N/A		N/A	
41. Lake Conway Park	Orange	1	-	1	084-W	N/A		N/A	
42. Lake Harriet Estates	Seminole	1	-	1	279-W	N/A		N/A	
43. Lakeview Villas	Clay	1	-	1	003-W	N/A		N/A	
44. Leilani Heights	Martin	1	1	2	368-W	319-S		N/A	
45. Leisure Lakes	Highlands	1	1	2	422-W	359-S	S	PSC-93-0423-FOF-WS	03/22/93
46. Marco Shores	Collier	1	1	2	452-W	386-S	W/S	PSC-93-0423-FOF-WS	03/22/93
47. Marion Oaks	Marion	1	1	2	373-W	322-S	W/S	PSC-93-0423-FOF-WS	03/22/93
48. Meredith Manor	Seminole	1	1	2	279-W	226-S		N/A	
49. Morningview	Lake	1	1	2	106-W	120-S		N/A	
50. Oak Forest	Citrus	1	-	1	189-W	N/A		N/A	
51. Oakwood	Brevard	1	-	1	002-W	N/A		N/A	
52. Palisades Country Club	Lake	1	-	1	106-W	N/A	W	PSC-93-0423-FOF-WS	03/22/93
53. Palm Port	Putnam	1	1	2	076-W	284-S	W/S	PSC-93-0423-FOF-WS	03/22/93
54. Palm Terrace	Pasco	1	1	2	209-W	154-S		N/A	
55. Palms Mobile Home Park	Lake	1	-	1	106-W	N/A		N/A	
56. Park Manor	Putnam	-	1	1	N/A	284-S	S	PSC-93-0423-FOF-WS	03/22/93
57. Picciola Island	Lake	1	-	1	106-W	N/A		N/A	
58. Pine Ridge	Citrus	1	-	1	189-W	N/A	W	PSC-90-24642-WU	06/10/91
59. Pine Ridge Estates	Osceola	1	-	1	066-W	N/A	W	PSC-93-0423-FOF-WS	03/22/93
60. Piney Woods	Lake	1	-	1	106-W	N/A		N/A	
61. Point O' Woods	Citrus	1	1	2	189-W	134-S	W/S	PSC-93-0423-FOF-WS	03/22/93
62. Pomona Park	Putnam	1	-	1	076-W	N/A		N/A	
63. Postmaster Village	Clay	1	-	1	003-W	N/A		N/A	
64. Quail Ridge	Lake	1	-	1	106-W	N/A	W	PSC-93-0423-FOF-WS	03/22/93
65. River Grove	Putnam	1	-	1	076-W	N/A		N/A	
66. River Park	Putnam	1	-	1	076-W	N/A		N/A	
67. Rosemont/Rolling Green	Citrus	1	-	1	189-W	N/A		N/A	
68. Salt Springs	Marion	1	1	2	373-W	322-S	S	PSC-93-0423-FOF-WS	03/22/93
69. Samira Villas	Marion	1	-	1	373-W	N/A		N/A	
70. Silver Lake Estates/Western Shores	Lake	1	-	1	106-W	N/A		N/A	
71. Silver Lake Oaks	Putnam	1	1	2	076-W	284-S		N/A	
72. Skycrest	Lake	1	-	1	106-W	N/A		N/A	
73. South Forty	Marion	-	1	1	N/A	322-S		N/A	
74. St. Johns Highlands	Putnam	1	-	1	076-W	N/A		N/A	

SOUTHERN STATES UTILITIES, INC.  
DOCKET #950495-WS  
LAST RATE ORDER ESTABLISHING AFPI CHARGES BY PLANT  
FPSC JURISDICTION

Plant Name	County	Plant Type			Certificate Nos.		Water/ Sewer	Last Rate Order	
		Water	Sewer	Total	Water	Sewer		Order Number	Issue Date
<b><u>FPSC Uniform Plants (Cont.)</u></b>									
75. Stone Mountain	Lake	1	-	1	106-W	N/A		N/A	
76. Sugar Mill	Volusia	1	1	2	238-W	182-S	W/S	PSC-93-0423-FOF-WS	03/22/93
77. Sugarmill Woods	Citrus	1	1	2	189-W	134-S	W/S	PSC-93-0423-FOF-WS	03/22/93
78. Sunny Hills	Washington	1	1	2	501-W	435-S	W/S	PSC-93-0423-FOF-WS	03/22/93
79. Sunshine Parkway	Lake	1	1	2	106-W	120-S		N/A	
80. Tropical Park	Osceola	1	-	1	066-W	N/A		N/A	
81. University Shores	Orange	1	1	2	084-W	073-S	S	PSC-93-0423-FOF-WS	03/22/93
82. Venetian Village	Lake	1	1	2	106-W	120-S	W/S	PSC-93-0423-FOF-WS	03/22/93
83. Welaka/Saratoga Harbour	Putnam	1	-	1	076-W	N/A	W	PSC-93-0423-FOF-WS	03/22/93
84. Westmont	Orange	1	-	1	084-W	N/A		N/A	
85. Windsong	Osceola	1	-	1	066-W	N/A		N/A	
86. Woodmere	Duval	1	1	2	177-W	124-S	W	PSC-93-0423-FOF-WS	03/22/93
87. Wootens	Putnam	1	-	1	076-W	N/A		N/A	
88. Zephyr Shores	Pasco	1	1	2	209-W	154-S	S	PSC-93-0423-FOF-WS	03/22/93
89. <b>Total FPSC Uniform Plants:</b>		85	36	121					
<b><u>FPSC Non-uniform Plants</u></b>									
90. Buenaventura Lakes	Osceola	1	1	2	Pending	Pending		N/A	
91. Deep Creek	Charlotte	1	1	2	Pending	Pending	S	Order Pending - Docket No. 941301-WS	
92. Enterprise	Volusia	1	1	2	316-W	264-S		N/A	
93. Geneva Lake Estates	Bradford	1	-	1	554-W	N/A		N/A	
94. Keystone Club Estates	Bradford	1	-	1	554-W	N/A		N/A	
95. Lakeside	Citrus	1	-	1	189-W	N/A		N/A	
96. Lehigh	Lee	1	1	2	306-W	255-S	W/S	PSC-93-0217-FOF-WS	10/22/93
97. Marco Island	Collier	1	1	2	452-W	386-S	S	PSC-93-0217-FOF-WS	10/23/93
98. Palm Valley	St. Johns	1	-	1	562-W	N/A		N/A	
99. Remington Forest	St. Johns	1	-	1	562-W	N/A		N/A	
100. Spring Gardens	Citrus	1	1	2	189-W	134-S		N/A	
101. Tropical Isles	St. Lucie	-	1	1	N/A	482-S		N/A	
102. Valencia Terrace	Lake	1	1	2	106-W	120-S		N/A	
103. <b>Total FPSC Non-uniform Plants:</b>		12	8	20					



SOUTHERN STATES UTILITIES, INC.  
DOCKET #950495-WS  
LAST RATE ORDER ESTABLISHING AFPI CHARGES BY PLANT  
FPSC JURISDICTION

Plant Name	County	Plant Type			Certificate Nos.		Water/ Sewer	Last Rate Order	Issue Date
		Water	Sewer	Total	Water	Sewer		Order Number	
<u>County Plants</u>									
104. Gibsonia Estates	Polk	1	-	1	N/A	N/A	W	N/A	N/A
105. Herschel Heights	Hillsborough	1	-	1	N/A	N/A	W	N/A	N/A
106. Lake Gibson	Polk	1	1	2	N/A	N/A	W/S	N/A	N/A
107. Orange Hill/Sugar Creek	Polk	1	-	1	N/A	N/A	W	N/A	N/A
108. Seaboard	Hillsborough	1	1	2	N/A	N/A	W/S	N/A	N/A
109. Spring Hill	Hernando	1	1	2	046-W	047-S	W/S	PSC-93-0423-FOF-WS	03/22/93
110. Valrico Hills	Hillsborough	1	1	2	N/A	N/A	W/S	N/A	N/A
111. <b>Total County Plants:</b>		7	4	11					
112. <b>Total of All FPSC Plants:</b>		104	48	152					

## **WATER TREATMENT PLANT**

Note: No new tariffs are proposed for county plants. Refer to summary section of this volume for the tariff status of each county plant. Refer to Volume VII, Book 1 of 1 for detail schedules on all other SSU plants.

THIS PAGE INTENTIONALLY LEFT BLANK

# ALLOWANCE FOR FUNDS PRUDENTLY INVESTED - WATER TRANSMISSION AND DISTRIBUTION

## List of Information Imputed into Calculations

Company: SSU / Polk / Gibsonia Estates

Docket No.: 950495-WS

Schedule Year Ended: 12/31/96

Interim ☐ Final ☒

Historical ☐ Projected ☒

Simple Ave. ☐ 13 Month Ave. ☒

Conventional ☒ Reverse Osmosis ☐

FPSC

Schedule: G-1(W)

Page 1 of 1

Preparer: Bliss

(1)		(2)
Line No:	Listing Information	Water Transmission & Distribution
1	Cost of Qualifying Assets (Non-Used and Useful)	8,845
2		
3	Number of Future Customers (ERCs)	49
4		
5	Annual Depreciation Expense	265
6		
7	Rate of Return	10.32%
8		
9	Weighted Cost of Equity	4.92%
10		
11	Federal Income Tax Rate	35.00%
12		
13	Effective Federal Income Tax Rate	33.075%
14		
15	State Income Tax Rate	5.50%
16		
17	Gross Receipt Tax Rate	4.50%
18		
19	Annual Property Tax (2)	326
20		
21	Other Costs	0
22		
23	Composite Depreciation Rate of Assets (1)	2.33%
24		
25	Beginning Date for Accrual of AFPI Charge	1997

Note: (1) Composite rate calculated as the depreciation expense on non-used and useful assets divided by gross cost of non-used and useful assets.

(2) MFR Schedule B-15 (W).

**ALLOWANCE FOR FUNDS PRUDENTLY INVESTED - WATER TRANSMISSION AND DISTRIBUTION**  
**Calculation of Carrying Costs for Each ERC**

Company: SSU / Polk / Gibsonia Estates

Docket No.: 950495-WS

Schedule Year Ended: 12/31/96

Interim ☐ Final ☒

Historical ☐ Projected ☒

Simple Ave. ☐ 13 Month Ave. ☒

Conventional ☒ Reverse Osmosis ☐

FPSC

Schedule: G-2(W)

Page 1 of 3

Preparer: Bliss

(1)		(2)
Line No.	Description	Water Transmission & Distribution
1	Cost of Qualifying Assets:	8,845
2	Divided By Future ERC:	49
3	Cost/ERC:	180.51
4	Multiply By Rate of Return:	10.32%
5	Annual Return Per ERC:	18.63
6	Annual Reduction in Return:	0.56
7	(Annual Depreciation Expense	
8	per ERC Times Rate of Return)	
9	Effective Federal Tax Rate:	33.075%
10	State Tax Rate:	5.500%
11	Total Tax Rate:	38.575%
21	Weighted Cost of Equity:	4.92%
22	Divided by Rate of Return:	10.32%
23	% of Equity in Return:	47.67%
12	Effective Tax on Return:	18.39%
13	(Equity % Times Tax Rate)	
14	Provision For Tax:	29.94%
15	(Tax on Return/(1-Total Tax Rate))	
16	Annual Depreciation Expense:	265
17	Future ERC's:	49
18	Annual Depr. Cost per ERC:	5.41
19	Annual Property Tax Expense:	326
	Future ERC's:	49
20	Annual Prop. Tax per ERC:	6.65
24	Other Costs:	0
25	Future ERC's:	49
26	Cost per ERC:	0.00

**ALLOWANCE FOR FUNDS PRUDENTLY INVESTED - WATER TRANSMISSION AND DISTRIBUTION**  
**Detail of Net Qualifying Assets and Depreciation Expense**

Company: SSU / Polk / Gibsonia Estates  
Docket No.: 950495-WS  
Schedule Year Ended: 12/31/96  
Interim ☐ Final ☒  
Historical ☐ Projected ☒  
Simple Ave. ☐ 13 Month Ave. ☒  
Conventional ☒ Reverse Osmosis ☐

**FPSC**  
Schedule: G-2(W)  
Page 2 of 3  
Preparer: Bliss

(1)		(2)	(3)
Line No.	Description	Water Transmission & Distribution	Supporting Schedule
<b>NET WATER PLANT</b>			
1	Plant in Service	12,012	A-5 (W)
2	Accumulated Depreciation	(2,302)	A-9 (W)
3	CIAC	(889)	A-12 (W)
4	Accumulated Amortization of CIAC	24	A-14 (W)
5	<b>NET QUALIFYING ASSETS</b>	<b>\$8,845</b>	
6	Remaining ERC's	49	G-2(W) page 3 of 3
7	<b>REMAINING COST PER ERC</b>	<b>\$180.51</b>	
<b>NET ANNUAL DEPRECIATION EXPENSE</b>			
8			
9	Depreciation	280	B-13 (W)
10	Annual Amortization of CIAC	(15)	B-13 (W)
11	<b>NET DEPRECIATION EXPENSE</b>	<b>\$265</b>	
12	Remaining ERC's	49	G-2(W) page 3 of 3
13	<b>REMAINING COST PER ERC</b>	<b>\$5.41</b>	



**ALLOWANCE FOR FUNDS PRUDENTLY INVESTED - WATER TRANSMISSION AND DISTRIBUTION****Calculation of Remaining ERCs****Company: SSU / Polk / Gibsonia Estates**

Docket No.: 950495-WS

Schedule Year Ended: 12/31/96

Interim ☐ Final ☒Historical ☐ Projected ☒Simple Ave. ☐ 13 Month Ave. ☒Conventional ☒ Reverse Osmosis ☐**FPSC**

Schedule: G-2(W)

Page 3 of 3

Preparer: Bliss

Line No:	(1)		(2)	
	Description		Water Transmission & Distribution	
1	Total Lots	[1]	218	
2	Non-Used and Useful Percent	[2]	22.60%	
3	Remaining ERC's/Lots Associated With AFPI Charge	[3]	49	

**Footnotes:**

[1] From Schedule F-7(W) for distribution system.

[2] Calculated as 1 minus used and useful percentages shown in Schedule F-7(W)

[3] Line 1 X Line 2.

# **ALLOWANCE FOR FUNDS PRUDENTLY INVESTED - WATER TRANSMISSION AND DISTRIBUTION**

Calculation of Annual Carrying Costs Per ERC Per Year

Company: **SSU / Polk / Gibsonia Estates**

Docket No.: 950495-WS

Schedule Year Ended: 12/31/96

Interim ☐ Final ☒

Historical ☐ Projected ☒

Simple Ave. ☐ 13 Month Ave. ☒

Conventional ☒ Reverse Osmosis ☐

FPSC

Schedule: G-3(W)

Page 1 of 1

Preparer: Bliss

	(1)	(2)	(3)	(4)	(5)	(6)
	<b>Water Transmission &amp; Distribution</b>					
Line No.	Description	1997	1998	1999	2000	2001
1	Unfunded Other Costs:	0.00	0.00	0.00	0.00	0.00
2	Unfunded Annual Depreciation:	5.41	5.41	5.41	5.41	5.41
3	Unfunded Property Tax:	6.65	6.65	6.65	6.65	6.65
4	Subtotal Unfunded Annual Expense:	12.06	12.06	12.06	12.06	12.06
5	Unfunded Expenses Prior Year:	0.00	12.06	24.12	36.18	48.24
6	Total Unfunded Expenses:	12.06	24.12	36.18	48.24	60.31
7	Return on Expenses Current Year:	1.24	1.24	1.24	1.24	1.24
8	Return on Expenses Prior Year:	0.00	1.24	2.49	3.73	4.98
9	Return on Plant Current Year:	18.63	18.07	17.51	16.95	16.40
10	Earnings Prior Year:	0.00	18.63	39.87	63.98	91.27
11	Compound Earnings from Prior Year:	0.00	1.92	4.11	6.60	9.42
12	Total Compounded Earnings:	19.87	41.11	65.23	92.52	123.31
13	Earnings Expansion Factor for Tax:	1.30	1.30	1.30	1.30	1.30
14	Revenue Required to Fund Earnings:	25.82	53.42	84.76	120.22	160.23
15	Revenue Required to Fund Expenses:	12.06	24.12	36.18	48.24	60.31
16	Subtotal:	37.88	77.54	120.94	168.46	220.54
17	Divided by Factor for Gross Receipts Tax:	0.955	0.955	0.955	0.955	0.955
18	ERC Carrying Cost for 1 Year:	39.67	81.20	126.64	176.40	230.93

# **ALLOWANCE FOR FUNDS PRUDENTLY INVESTED - WATER TRANSMISSION AND DISTRIBUTION**

Schedule of Monthly Carrying Charges Per ERC Per Year

Company: SSU / Polk / Gibsonia Estates

Docket No.: 950495-WS

Schedule Year Ended: 12/31/96

Interim ☐ Final ☒

Historical ☐ Projected ☒

Simple Ave. ☐ 13 Month Ave. ☒

Conventional ☒ Reverse Osmosis ☐

FPSC

Schedule: G-4(W)

Page 1 of 1

Preparer: Bliss

	(1)	(2)	(3)	(4)	(5)	(6)
	Water Transmission & Distribution					
Line No.	Month	1997	1998	1999	2000	2001
1	January	3.31	43.13	84.98	130.79	180.95
2	February	6.61	46.59	88.77	134.93	185.49
3	March	9.92	50.05	92.56	139.08	190.03
4	April	13.22	53.51	96.34	143.23	194.58
5	May	16.53	56.97	100.13	147.37	199.12
6	June	19.83	60.43	103.92	151.52	203.67
7	July	23.14	63.89	107.70	155.67	208.21
8	August	26.45	67.35	111.49	159.81	212.75
9	September	29.75	70.81	115.28	163.96	217.30
10	October	33.06	74.27	119.06	168.11	221.84
11	November	36.36	77.74	122.85	172.25	226.39
12	December	39.67	81.20	126.64	176.40	230.93

**ALLOWANCE FOR FUNDS PRUDENTLY INVESTED - WATER TRANSMISSION AND DISTRIBUTION****List of Information Imputed into Calculations**

Company: SSU / Hillsborough / Hershel Heights

Docket No.: 950495-WS

Schedule Year Ended: 12/31/96

Interim ☐ Final ☒Historical ☐ Projected ☒Simple Ave. ☐ 13 Month Ave. ☒Conventional ☒ Reverse Osmosis ☐

FPSC

Schedule: G-1(W)

Page 1 of 1

Preparer: Bliss

(1)		(2)
Line No:	Listing Information	Water Transmission & Distribution
1	Cost of Qualifying Assets (Non-Used and Useful)	657
2		
3	Number of Future Customers (ERCs)	20
4		
5	Annual Depreciation Expense	51
6		
7	Rate of Return	10.32%
8		
9	Weighted Cost of Equity	4.92%
10		
11	Federal Income Tax Rate	35.00%
12		
13	Effective Federal Income Tax Rate	33.075%
14		
15	State Income Tax Rate	5.50%
16		
17	Gross Receipt Tax Rate	4.50%
18		
19	Annual Property Tax (2)	40
20		
21	Other Costs	0
22		
23	Composite Depreciation Rate of Assets (1)	2.31%
24		
25	Beginning Date for Accrual of AFPI Charge	1997

Note: (1) Composite rate calculated as the depreciation expense on non-used and useful assets divided by gross cost of non-used and useful assets.

(2) MFR Schedule B-15 (W).

**ALLOWANCE FOR FUNDS PRUDENTLY INVESTED - WATER TRANSMISSION AND DISTRIBUTION**

Calculation of Carrying Costs for Each ERC

Company: SSU / Hillsborough / Hershel Heights

Docket No.: 950495-WS

Schedule Year Ended: 12/31/96

Interim ☐ Final ☒Historical ☐ Projected ☒Simple Ave. ☐ 13 Month Ave. ☒Conventional ☒ Reverse Osmosis ☐

FPSC

Schedule: G-2(W)

Page 1 of 3

Preparer: Bliss

(1)		(2)
Line No.	Description	Water Transmission & Distribution
1	Cost of Qualifying Assets:	657
2	Divided By Future ERC:	20
3	Cost/ERC:	32.21
4	Multiply By Rate of Return:	10.32%
5	Annual Return Per ERC:	3.32
6	Annual Reduction in Return:	0.26
7	(Annual Depreciation Expense	
8	per ERC Times Rate of Return)	
9	Effective Federal Tax Rate:	33.075%
10	State Tax Rate:	5.500%
11	Total Tax Rate:	38.575%
21	Weighted Cost of Equity:	4.92%
22	Divided by Rate of Return:	10.32%
23	% of Equity in Return:	47.67%
12	Effective Tax on Return:	18.39%
13	(Equity % Times Tax Rate)	
14	Provision For Tax:	29.94%
15	(Tax on Return/(1-Total Tax Rate))	
16	Annual Depreciation Expense:	51
17	Future ERC's:	20
18	Annual Depr. Cost per ERC:	2.50
19	Annual Property Tax Expense:	40
	Future ERC's:	20
20	Annual Prop. Tax per ERC:	1.96
24	Other Costs:	0
25	Future ERC's:	20
26	Cost per ERC:	0.00

# **ALLOWANCE FOR FUNDS PRUDENTLY INVESTED - WATER TRANSMISSION AND DISTRIBUTION**

Detail of Net Qualifying Assets and Depreciation Expense

FPSC

Schedule: G-2(W)

Page 2 of 3

Preparer: Bliss

Company: SSU / Hillsborough / Hershel Heights

Docket No.: 950495-WS

Schedule Year Ended: 12/31/96

Interim ☐ Final ☒

Historical ☐ Projected ☒

Simple Ave. ☐ 13 Month Ave. ☒

Conventional ☒ Reverse Osmosis ☐

(1)		(2)	(3)
Line No.	Description	Water Transmission & Distribution	Supporting Schedule
<b>NET WATER PLANT</b>			
1	Plant in Service	2,204	A-5 (W)
2	Accumulated Depreciation	(1,547)	A-9 (W)
3	CIAC	0	A-12 (W)
4	Accumulated Amortization of CIAC	0	A-14 (W)
5	<b>NET QUALIFYING ASSETS</b>	<b>\$657</b>	
6	Remaining ERC's	20	G-2(W) page 3 of 3
7	<b>REMAINING COST PER ERC</b>	<b>\$32.21</b>	
<b>NET ANNUAL DEPRECIATION EXPENSE</b>			
8			
9	Depreciation	51	B-13 (W)
10	Annual Amortization of CIAC	0	B-13 (W)
11	<b>NET DEPRECIATION EXPENSE</b>	<b>\$51</b>	
12	Remaining ERC's	20	G-2(W) page 3 of 3
13	<b>REMAINING COST PER ERC</b>	<b>\$2.50</b>	



**ALLOWANCE FOR FUNDS PRUDENTLY INVESTED - WATER TRANSMISSION AND DISTRIBUTION****Calculation of Remaining ERCs**

Company: SSU / Hillsborough / Hershel Heights

Docket No.: 950495-WS

Schedule Year Ended: 12/31/96

Interim ☐ Final ☒Historical ☐ Projected ☒Simple Ave. ☐ 13 Month Ave. ☒Conventional ☒ Reverse Osmosis ☐

FPSC

Schedule: G-2(W)

Page 3 of 3

Preparer: Bliss

Line No:	(1)		(2)	
	Description		Water Transmission & Distribution	
1	Total Lots	[1]	340	
2	Non-Used and Useful Percent	[2]	6.00%	
3	Remaining ERC's/Lots Associated With AFPI Charge	[3]	20	

## Footnotes:

[1] From Schedule F-7(W) for distribution system.

[2] Calculated as 1 minus used and useful percentages shown in Schedule F-7(W)

[3] Line 1 X Line 2.

**ALLOWANCE FOR FUNDS PRUDENTLY INVESTED - WATER TRANSMISSION AND DISTRIBUTION**  
**Calculation of Annual Carrying Costs Per ERC Per Year**

Company: SSU / Hillsborough / Hershel Heights  
Docket No.: 950495-WS  
Schedule Year Ended: 12/31/96  
Interim ☐ Final ☒  
Historical ☐ Projected ☒  
Simple Ave. ☐ 13 Month Ave. ☒  
Conventional ☒ Reverse Osmosis ☐

FPSC  
Schedule: G-3(W)  
Page 1 of 1  
Preparer: Bliss

	(1)	(2)	(3)	(4)	(5)	(6)
<b>Water Transmission &amp; Distribution</b>						
Line No.	Description	1997	1998	1999	2000	2001
1	Unfunded Other Costs:	0.00	0.00	0.00	0.00	0.00
2	Unfunded Annual Depreciation:	2.50	2.50	2.50	2.50	2.50
3	Unfunded Property Tax:	1.96	1.96	1.96	1.96	1.96
4	Subtotal Unfunded Annual Expense:	4.46	4.46	4.46	4.46	4.46
5	Unfunded Expenses Prior Year:	0.00	4.46	8.92	13.38	17.84
6	Total Unfunded Expenses:	4.46	8.92	13.38	17.84	22.30
7	Return on Expenses Current Year:	0.46	0.46	0.46	0.46	0.46
8	Return on Expenses Prior Year:	0.00	0.46	0.92	1.38	1.84
9	Return on Plant Current Year:	3.32	3.07	2.81	2.55	2.29
10	Earnings Prior Year:	0.00	3.32	7.19	11.66	16.80
11	Compound Earnings from Prior Year:	0.00	0.34	0.74	1.20	1.73
12	Total Compounded Earnings:	3.78	7.65	12.12	17.26	23.12
13	Earnings Expansion Factor for Tax:	1.30	1.30	1.30	1.30	1.30
14	Revenue Required to Fund Earnings:	4.92	9.94	15.75	22.42	30.05
15	Revenue Required to Fund Expenses:	4.46	8.92	13.38	17.84	22.30
16	Subtotal:	9.38	18.87	29.14	40.27	52.35
17	Divided by Factor for Gross Receipts Tax:	0.955	0.955	0.955	0.955	0.955
18	ERC Carrying Cost for 1 Year:	9.82	19.75	30.51	42.17	54.82

**ALLOWANCE FOR FUNDS PRUDENTLY INVESTED - WATER TRANSMISSION AND DISTRIBUTION**  
**Schedule of Monthly Carrying Charges Per ERC Per Year**

Company: SSU / Hillsborough / Hershel Heights  
Docket No.: 950495-WS  
Schedule Year Ended: 12/31/96  
Interim ☐ Final ☒  
Historical ☐ Projected ☒  
Simple Ave. ☐ 13 Month Ave. ☒  
Conventional ☒ Reverse Osmosis ☐

FPSC  
Schedule: G-4(W)  
Page 1 of 1  
Preparer: Bliss

	(1)	(2)	(3)	(4)	(5)	(6)
	Water Transmission & Distribution					
Line No.	Month	1997	1998	1999	2000	2001
1	January	0.82	10.65	20.65	31.48	43.22
2	February	1.64	11.48	21.55	32.45	44.27
3	March	2.45	12.30	22.44	33.42	45.33
4	April	3.27	13.13	23.34	34.39	46.38
5	May	4.09	13.96	24.24	35.37	47.44
6	June	4.91	14.79	25.13	36.34	48.49
7	July	5.73	15.62	26.03	37.31	49.55
8	August	6.55	16.44	26.92	38.28	50.60
9	September	7.36	17.27	27.82	39.25	51.66
10	October	8.18	18.10	28.72	40.22	52.71
11	November	9.00	18.93	29.61	41.19	53.76
12	December	9.82	19.75	30.51	42.17	54.82

**ALLOWANCE FOR FUNDS PRUDENTLY INVESTED - WATER TRANSMISSION AND DISTRIBUTION****List of Information Imputed into Calculations**

Company: SSU / Polk / Lake Gibson

Docket No.: 950495-WS

Schedule Year Ended: 12/31/96

Interim ☐ Final ☒Historical ☐ Projected ☒Simple Ave. ☐ 13 Month Ave. ☒Conventional ☒ Reverse Osmosis ☐

FPSC

Schedule: G-1(W)

Page 1 of 1

Preparer: Bliss

(1)		(2)
Line No:	Listing Information	Water Transmission & Distribution
1	Cost of Qualifying Assets (Non-Used and Useful)	8,334
2		
3	Number of Future Customers (ERCs)	82
4		
5	Annual Depreciation Expense	232
6		
7	Rate of Return	10.32%
8		
9	Weighted Cost of Equity	4.92%
10		
11	Federal Income Tax Rate	35.00%
12		
13	Effective Federal Income Tax Rate	33.075%
14		
15	State Income Tax Rate	5.50%
16		
17	Gross Receipt Tax Rate	4.50%
18		
19	Annual Property Tax (2)	81
20		
21	Other Costs	0
22		
23	Composite Depreciation Rate of Assets (1)	2.33%
24		
25	Beginning Date for Accrual of AFPI Charge	1997

Note: (1) Composite rate calculated as the depreciation expense on non-used and useful assets divided by gross cost of non-used and useful assets.

(2) MFR Schedule B-15 (W).

**ALLOWANCE FOR FUNDS PRUDENTLY INVESTED - WATER TRANSMISSION AND DISTRIBUTION**

Calculation of Carrying Costs for Each ERC

Company: SSU / Polk / Lake Gibson

Docket No.: 950495-WS

Schedule Year Ended: 12/31/96

Interim ☐ Final ☒Historical ☐ Projected ☒Simple Ave. ☐ 13 Month Ave. ☒Conventional ☒ Reverse Osmosis ☐

FPSC

Schedule: G-2(W)

Page 1 of 3

Preparer: Bliss

(1)		(2)
Line No.	Description	Water Transmission & Distribution
1	Cost of Qualifying Assets:	8,334
2	Divided By Future ERC:	82
3	Cost/ERC:	101.63
4	Multiply By Rate of Return:	10.32%
5	Annual Return Per ERC:	10.49
6	Annual Reduction in Return:	0.29
7	(Annual Depreciation Expense	
8	per ERC Times Rate of Return)	
9	Effective Federal Tax Rate:	33.075%
10	State Tax Rate:	5.500%
11	Total Tax Rate:	38.575%
21	Weighted Cost of Equity:	4.92%
22	Divided by Rate of Return:	10.32%
23	% of Equity in Return:	47.67%
12	Effective Tax on Return:	18.39%
13	(Equity % Times Tax Rate)	
14	Provision For Tax:	29.94%
15	(Tax on Return/(1-Total Tax Rate))	
16	Annual Depreciation Expense:	232
17	Future ERC's:	82
18	Annual Depr. Cost per ERC:	2.83
19	Annual Property Tax Expense:	81
	Future ERC's:	82
20	Annual Prop. Tax per ERC:	0.99
24	Other Costs:	0
25	Future ERC's:	82
26	Cost per ERC:	0.00

**ALLOWANCE FOR FUNDS PRUDENTLY INVESTED - WATER TRANSMISSION AND DISTRIBUTION**  
**Detail of Net Qualifying Assets and Depreciation Expense**

Company: SSU / Polk / Lake Gibson

Docket No.: 950495-WS

Schedule Year Ended: 12/31/96

Interim ☐ Final ☒

Historical ☐ Projected ☒

Simple Ave. ☐ 13 Month Ave. ☒

Conventional ☒ Reverse Osmosis ☐

FPSC

Schedule: G-2(W)

Page 2 of 3

Preparer: Bliss

(1)		(2)	(3)
Line No.	Description	Water Transmission & Distribution	Supporting Schedule
	<b>NET WATER PLANT</b>		
1	Plant in Service	9,949	A-5 (W)
2	Accumulated Depreciation	(1,615)	A-9 (W)
3	CIAC	0	A-12 (W)
4	Accumulated Amortization of CIAC	<u>0</u>	A-14 (W)
5	<b>NET QUALIFYING ASSETS</b>	<b>\$8,334</b>	
6	Remaining ERC's	82	G-2(W) page 3 of 3
7	<b>REMAINING COST PER ERC</b>	<b>\$101.63</b>	
8	<b>NET ANNUAL DEPRECIATION EXPENSE</b>		
9	Depreciation	232	B-13 (W)
10	Annual Amortization of CIAC	<u>0</u>	B-13 (W)
11	<b>NET DEPRECIATION EXPENSE</b>	<b>\$232</b>	
12	Remaining ERC's	82	G-2(W) page 3 of 3
13	<b>REMAINING COST PER ERC</b>	<b>\$2.83</b>	

**ALLOWANCE FOR FUNDS PRUDENTLY INVESTED - WATER TRANSMISSION AND DISTRIBUTION****Calculation of Remaining ERCs**Company: **SSU / Polk / Lake Gibson**

Docket No.: 950495-WS

Schedule Year Ended: 12/31/96

Interim ☐ Final ☒Historical ☐ Projected ☒Simple Ave. ☐ 13 Month Ave. ☒Conventional ☒ Reverse Osmosis ☐**FPSC**

Schedule: G-2(W)

Page 3 of 3

Preparer: Bliss

(1)		(2)	
Line No.	Description	Water Transmission & Distribution	
1	Total Lots	[1]	842
2	Non-Used and Useful Percent	[2]	9.70%
3	Remaining ERC's/Lots Associated With AFPI Charge	[3]	82

## Footnotes:

[1] From Schedule F-7(W) for distribution system.

[2] Calculated as 1 minus used and useful percentages shown in Schedule F-7(W)

[3] Line 1 X Line 2.



# ALLOWANCE FOR FUNDS PRUDENTLY INVESTED - WATER TRANSMISSION AND DISTRIBUTION

Calculation of Annual Carrying Costs Per ERC Per Year

Company: SSU / Polk / Lake Gibson

Docket No.: 950495-WS

Schedule Year Ended: 12/31/96

Interim ☐ Final ☒

Historical ☐ Projected ☒

Simple Ave. ☐ 13 Month Ave. ☒

Conventional ☒ Reverse Osmosis ☐

FPSC

Schedule: G-3(W)

Page 1 of 1

Preparer: Bliss

	(1)	(2)	(3)	(4)	(5)	(6)
<b>Water Transmission &amp; Distribution</b>						
Line No.	Description	1997	1998	1999	2000	2001
1	Unfunded Other Costs:	0.00	0.00	0.00	0.00	0.00
2	Unfunded Annual Depreciation:	2.83	2.83	2.83	2.83	2.83
3	Unfunded Property Tax:	0.99	0.99	0.99	0.99	0.99
4	Subtotal Unfunded Annual Expense:	3.82	3.82	3.82	3.82	3.82
5	Unfunded Expenses Prior Year:	0.00	3.82	7.63	11.45	15.27
6	Total Unfunded Expenses:	3.82	7.63	11.45	15.27	19.09
7	Return on Expenses Current Year:	0.39	0.39	0.39	0.39	0.39
8	Return on Expenses Prior Year:	0.00	0.39	0.79	1.18	1.58
9	Return on Plant Current Year:	10.49	10.20	9.90	9.61	9.32
10	Earnings Prior Year:	0.00	10.49	22.16	35.14	49.56
11	Compound Earnings from Prior Year:	0.00	1.08	2.29	3.63	5.11
12	Total Compounded Earnings:	10.88	22.56	35.54	49.96	65.97
13	Earnings Expansion Factor for Tax:	1.30	1.30	1.30	1.30	1.30
14	Revenue Required to Fund Earnings:	14.14	29.31	46.17	64.91	85.72
15	Revenue Required to Fund Expenses:	3.82	7.63	11.45	15.27	19.09
16	Subtotal:	17.96	36.94	57.63	80.18	104.80
17	Divided by Factor for Gross Receipts Tax:	0.955	0.955	0.955	0.955	0.955
18	ERC Carrying Cost for 1 Year:	18.80	38.68	60.34	83.96	109.74

# ALLOWANCE FOR FUNDS PRUDENTLY INVESTED - WATER TRANSMISSION AND DISTRIBUTION

Schedule of Monthly Carrying Charges Per ERC Per Year

Company: SSU / Polk / Lake Gibson  
Docket No.: 950495-WS  
Schedule Year Ended: 12/31/96  
Interim ☐ Final ☒  
Historical ☐ Projected ☒  
Simple Ave. ☐ 13 Month Ave. ☒  
Conventional ☒ Reverse Osmosis ☐

FPSC  
Schedule: G-4(W)  
Page 1 of 1  
Preparer: Bliss

	(1)	(2)	(3)	(4)	(5)	(6)
	Water Transmission & Distribution					
Line No.	Month	1997	1998	1999	2000	2001
1	January	1.57	20.46	40.49	62.31	86.11
2	February	3.13	22.12	42.29	64.28	88.26
3	March	4.70	23.77	44.10	66.25	90.40
4	April	6.27	25.43	45.90	68.21	92.55
5	May	7.84	27.09	47.71	70.18	94.70
6	June	9.40	28.74	49.51	72.15	96.85
7	July	10.97	30.40	51.32	74.12	99.00
8	August	12.54	32.06	53.12	76.09	101.15
9	September	14.10	33.71	54.93	78.05	103.30
10	October	15.67	35.37	56.73	80.02	105.44
11	November	17.24	37.03	58.54	81.99	107.59
12	December	18.80	38.68	60.34	83.96	109.74

**ALLOWANCE FOR FUNDS PRUDENTLY INVESTED - WATER TRANSMISSION AND DISTRIBUTION****List of Information Imputed into Calculations****Company: SSU / Polk / Orange Hill/Sugar Creek**

Docket No.: 950495-WS

Schedule Year Ended: 12/31/96

Interim ☐ Final ☒Historical ☐ Projected ☒Simple Ave. ☐ 13 Month Ave. ☒Conventional ☒ Reverse Osmosis ☐**FPSC**

Schedule: G-1(W)

Page 1 of 1

Preparer: Bliss

(1)		(2)
Line		Water
No:	Listing Information	Transmission & Distribution
1	Cost of Qualifying Assets (Non-Used and Useful)	830
2		
3	Number of Future Customers (ERCs)	35
4		
5	Annual Depreciation Expense	27
6		
7	Rate of Return	10.32%
8		
9	Weighted Cost of Equity	4.92%
10		
11	Federal Income Tax Rate	35.00%
12		
13	Effective Federal Income Tax Rate	33.075%
14		
15	State Income Tax Rate	5.50%
16		
17	Gross Receipt Tax Rate	4.50%
18		
19	Annual Property Tax (2)	13
20		
21	Other Costs	0
22		
23	Composite Depreciation Rate of Assets (1)	2.36%
24		
25	Beginning Date for Accrual of AFPI Charge	1997

Note: (1) Composite rate calculated as the depreciation expense on non-used and useful assets divided by gross cost of non-used and useful assets.

(2) MFR Schedule B-15 (W).

**ALLOWANCE FOR FUNDS PRUDENTLY INVESTED - WATER TRANSMISSION AND DISTRIBUTION**  
**Calculation of Carrying Costs for Each ERC**

Company: SSU / Polk / Orange Hill/Sugar Creek  
Docket No.: 950495-WS  
Schedule Year Ended: 12/31/96  
Interim ☐ Final ☒  
Historical ☐ Projected ☒  
Simple Ave. ☐ 13 Month Ave. ☒  
Conventional ☒ Reverse Osmosis ☐

FPSC  
Schedule: G-2(W)  
Page 1 of 3  
Preparer: Bliss

(1)		(2)
Line No.	Description	Water Transmission & Distribution
1	Cost of Qualifying Assets:	830
2	Divided By Future ERC:	35
3	Cost/ERC:	23.71
4	Multiply By Rate of Return:	10.32%
5	Annual Return Per ERC:	2.45
6	Annual Reduction in Return:	0.08
7	(Annual Depreciation Expense	
8	per ERC Times Rate of Return)	
9	Effective Federal Tax Rate:	33.075%
10	State Tax Rate:	5.500%
11	Total Tax Rate:	38.575%
21	Weighted Cost of Equity:	4.92%
22	Divided by Rate of Return:	10.32%
23	% of Equity in Return:	47.67%
12	Effective Tax on Return:	18.39%
13	(Equity % Times Tax Rate)	
14	Provision For Tax:	29.94%
15	(Tax on Return/(1-Total Tax Rate))	
16	Annual Depreciation Expense:	27
17	Future ERC's:	35
18	Annual Depr. Cost per ERC:	0.77
19	Annual Property Tax Expense:	13
	Future ERC's:	35
20	Annual Prop. Tax per ERC:	0.37
24	Other Costs:	0
25	Future ERC's:	35
26	Cost per ERC:	0.00

**ALLOWANCE FOR FUNDS PRUDENTLY INVESTED - WATER TRANSMISSION AND DISTRIBUTION**  
**Detail of Net Qualifying Assets and Depreciation Expense**

Company: SSU / Polk / Orange Hill/Sugar Creek  
Docket No.: 950495-WS  
Schedule Year Ended: 12/31/96  
Interim ☐ Final ☒  
Historical ☐ Projected ☒  
Simple Ave. ☐ 13 Month Ave. ☒  
Conventional ☒ Reverse Osmosis ☐

**FPSC**  
Schedule: G-2(W)  
Page 2 of 3  
Preparer: Bliss

(1)		(2)	(3)
Line No.	Description	Water Transmission & Distribution	Supporting Schedule
<b>NET WATER PLANT</b>			
1	Plant in Service	1,143	A-5 (W)
2	Accumulated Depreciation	(313)	A-9 (W)
3	CIAC	0	A-12 (W)
4	Accumulated Amortization of CIAC	0	A-14 (W)
5	<b>NET QUALIFYING ASSETS</b>	<b>\$830</b>	
6	Remaining ERC's	35	G-2(W) page 3 of 3
7	<b>REMAINING COST PER ERC</b>	<b>\$23.71</b>	
<b>NET ANNUAL DEPRECIATION EXPENSE</b>			
8			
9	Depreciation	27	B-13 (W)
10	Annual Amortization of CIAC	0	B-13 (W)
11	<b>NET DEPRECIATION EXPENSE</b>	<b>\$27</b>	
12	Remaining ERC's	35	G-2(W) page 3 of 3
13	<b>REMAINING COST PER ERC</b>	<b>\$0.77</b>	

**ALLOWANCE FOR FUNDS PRUDENTLY INVESTED - WATER TRANSMISSION AND DISTRIBUTION****Calculation of Remaining ERCs**

Company: SSU / Polk / Orange Hill/Sugar Creek

Docket No.: 950495-WS

Schedule Year Ended: 12/31/96

Interim ☐ Final ☒Historical ☐ Projected ☒Simple Ave. ☐ 13 Month Ave. ☒Conventional ☒ Reverse Osmosis ☐

FPSC

Schedule: G-2(W)

Page 3 of 3

Preparer: Bliss

Line No:	(1)		(2)	
	Description		Water Transmission & Distribution	
1	Total Lots	[1]	273	
2	Non-Used and Useful Percent	[2]	12.80%	
3	Remaining ERC's/Lots Associated With AFPI Charge	[3]	35	

## Footnotes:

[1] From Schedule F-7(W) for distribution system.

[2] Calculated as 1 minus used and useful percentages shown in Schedule F-7(W)

[3] Line 1 X Line 2.

# ALLOWANCE FOR FUNDS PRUDENTLY INVESTED - WATER TRANSMISSION AND DISTRIBUTION

Calculation of Annual Carrying Costs Per ERC Per Year

Company: SSU / Polk / Orange Hill/Sugar Creek

Docket No.: 950495-WS

Schedule Year Ended: 12/31/96

Interim ☐ Final ☒

Historical ☐ Projected ☒

Simple Ave. ☐ 13 Month Ave. ☒

Conventional ☒ Reverse Osmosis ☐

FPSC

Schedule: G-3(W)

Page 1 of 1

Preparer: Bliss

	(1)	(2)	(3)	(4)	(5)	(6)
<b>Water Transmission &amp; Distribution</b>						
Line No.	Description	1997	1998	1999	2000	2001
1	Unfunded Other Costs:	0.00	0.00	0.00	0.00	0.00
2	Unfunded Annual Depreciation:	0.77	0.77	0.77	0.77	0.77
3	Unfunded Property Tax:	0.37	0.37	0.37	0.37	0.37
4	Subtotal Unfunded Annual Expense:	1.14	1.14	1.14	1.14	1.14
5	Unfunded Expenses Prior Year:	0.00	1.14	2.29	3.43	4.57
6	Total Unfunded Expenses:	1.14	2.29	3.43	4.57	5.71
7	Return on Expenses Current Year:	0.12	0.12	0.12	0.12	0.12
8	Return on Expenses Prior Year:	0.00	0.12	0.24	0.35	0.47
9	Return on Plant Current Year:	2.45	2.37	2.29	2.21	2.13
10	Earnings Prior Year:	0.00	2.45	5.19	8.24	11.66
11	Compound Earnings from Prior Year:	0.00	0.25	0.54	0.85	1.20
12	Total Compounded Earnings:	2.57	5.30	8.36	11.78	15.58
13	Earnings Expansion Factor for Tax:	1.30	1.30	1.30	1.30	1.30
14	Revenue Required to Fund Earnings:	3.33	6.89	10.87	15.30	20.24
15	Revenue Required to Fund Expenses:	1.14	2.29	3.43	4.57	5.71
16	Subtotal:	4.48	9.18	14.29	19.87	25.96
17	Divided by Factor for Gross Receipts Tax:	0.955	0.955	0.955	0.955	0.955
18	ERC Carrying Cost for 1 Year:	4.69	9.61	14.97	20.81	27.18

# **ALLOWANCE FOR FUNDS PRUDENTLY INVESTED - WATER TRANSMISSION AND DISTRIBUTION**

Schedule of Monthly Carrying Charges Per ERC Per Year

Company: SSU / Polk / Orange Hill/Sugar Creek

Docket No.: 950495-WS

Schedule Year Ended: 12/31/96

Interim ☐ Final ☒

Historical ☐ Projected ☒

Simple Ave. ☐ 13 Month Ave. ☒

Conventional ☒ Reverse Osmosis ☐

FPSC

Schedule: G-4(W)

Page 1 of 1

Preparer: Bliss

	(1)	(2)	(3)	(4)	(5)	(6)
	<b>Water Transmission &amp; Distribution</b>					
Line No.	Month	1997	1998	1999	2000	2001
1	January	0.39	5.10	10.06	15.46	21.34
2	February	0.78	5.51	10.50	15.94	21.87
3	March	1.17	5.92	10.95	16.43	22.40
4	April	1.56	6.33	11.40	16.92	22.93
5	May	1.95	6.74	11.84	17.40	23.46
6	June	2.34	7.15	12.29	17.89	24.00
7	July	2.73	7.56	12.74	18.38	24.53
8	August	3.12	7.97	13.18	18.86	25.06
9	September	3.52	8.38	13.63	19.35	25.59
10	October	3.91	8.79	14.08	19.84	26.12
11	November	4.30	9.20	14.52	20.32	26.65
12	December	4.69	9.61	14.97	20.81	27.18



# ALLOWANCE FOR FUNDS PRUDENTLY INVESTED - WATER TRANSMISSION AND DISTRIBUTION

## List of Information Imputed into Calculations

Company: SSU / Hillsborough / Seaboard

Docket No.: 950495-WS

Schedule Year Ended: 12/31/96

Interim ☐ Final ☒

Historical ☐ Projected ☒

Simple Ave. ☐ 13 Month Ave. ☒

Conventional ☒ Reverse Osmosis ☐

FPSC

Schedule: G-1(W)

Page 1 of 1

Preparer: Bliss

(1)		(2)
Line No:	Listing Information	Water Transmission & Distribution
1	Cost of Qualifying Assets (Non-Used and Useful)	8,818
2		
3	Number of Future Customers (ERCs)	83
4		
5	Annual Depreciation Expense	442
6		
7	Rate of Return	10.32%
8		
9	Weighted Cost of Equity	4.92%
10		
11	Federal Income Tax Rate	35.00%
12		
13	Effective Federal Income Tax Rate	33.075%
14		
15	State Income Tax Rate	5.50%
16		
17	Gross Receipt Tax Rate	4.50%
18		
19	Annual Property Tax (2)	311
20		
21	Other Costs	0
22		
23	Composite Depreciation Rate of Assets (1)	2.33%
24		
25	Beginning Date for Accrual of AFPI Charge	1997

Note: (1) Composite rate calculated as the depreciation expense on non-used and useful assets divided by gross cost of non-used and useful assets.

(2) MFR Schedule B-15 (W).

**ALLOWANCE FOR FUNDS PRUDENTLY INVESTED - WATER TRANSMISSION AND DISTRIBUTION**  
**Calculation of Carrying Costs for Each ERC**

Company: SSU / Hillsborough / Seaboard  
Docket No.: 950495-WS  
Schedule Year Ended: 12/31/96  
Interim ☐ Final ☒  
Historical ☐ Projected ☒  
Simple Ave. ☐ 13 Month Ave. ☒  
Conventional ☒ Reverse Osmosis ☐

FPSC  
Schedule: G-2(W)  
Page 1 of 3  
Preparer: Bliss

(1)		(2)
Line No.	Description	Water Transmission & Distribution
1	Cost of Qualifying Assets:	8,818
2	Divided By Future ERC:	83
3	Cost/ERC:	106.24
4	Multiply By Rate of Return:	10.32%
5	Annual Return Per ERC:	10.96
6	Annual Reduction in Return:	0.55
7	(Annual Depreciation Expense	
8	per ERC Times Rate of Return)	
9	Effective Federal Tax Rate:	33.075%
10	State Tax Rate:	5.500%
11	Total Tax Rate:	38.575%
21	Weighted Cost of Equity:	4.92%
22	Divided by Rate of Return:	10.32%
23	% of Equity in Return:	47.67%
12	Effective Tax on Return:	18.39%
13	(Equity % Times Tax Rate)	
14	Provision For Tax:	29.94%
15	(Tax on Return/(1-Total Tax Rate))	
16	Annual Depreciation Expense:	442
17	Future ERC's:	83
18	Annual Depr. Cost per ERC:	5.33
19	Annual Property Tax Expense:	311
	Future ERC's:	83
20	Annual Prop. Tax per ERC:	3.75
24	Other Costs:	0
25	Future ERC's:	83
26	Cost per ERC:	0.00

**ALLOWANCE FOR FUNDS PRUDENTLY INVESTED - WATER TRANSMISSION AND DISTRIBUTION**  
**Detail of Net Qualifying Assets and Depreciation Expense**

FPSC  
Schedule: G-2(W)  
Page 2 of 3  
Preparer: Bliss

Company: SSU / Hillsborough / Seaboard  
Docket No.: 950495-WS  
Schedule Year Ended: 12/31/96  
Interim ☐ Final ☒  
Historical ☐ Projected ☒  
Simple Ave. ☐ 13 Month Ave. ☒  
Conventional ☒ Reverse Osmosis ☐

Line No.	(1) Description	(2) Water Transmission & Distribution	(3) Supporting Schedule
	<b>NET WATER PLANT</b>		
1	Plant in Service	24,828	A-5 (W)
2	Accumulated Depreciation	(10,116)	A-9 (W)
3	CIAC	(6,558)	A-12 (W)
4	Accumulated Amortization of CIAC	664	A-14 (W)
5	<b>NET QUALIFYING ASSETS</b>	<b>\$8,818</b>	
6	Remaining ERC's	83	G-2(W) page 3 of 3
7	<b>REMAINING COST PER ERC</b>	<b>\$106.24</b>	
8	<b>NET ANNUAL DEPRECIATION EXPENSE</b>		
9	Depreciation	578	B-13 (W)
10	Annual Amortization of CIAC	(136)	B-13 (W)
11	<b>NET DEPRECIATION EXPENSE</b>	<b>\$442</b>	
12	Remaining ERC's	83	G-2(W) page 3 of 3
13	<b>REMAINING COST PER ERC</b>	<b>\$5.33</b>	

**ALLOWANCE FOR FUNDS PRUDENTLY INVESTED - WATER TRANSMISSION AND DISTRIBUTION****Calculation of Remaining ERCs****Company:** SSU / Hillsborough / Seaboard

Docket No.: 950495-WS

Schedule Year Ended: 12/31/96

Interim ☐ Final ☒Historical ☐ Projected ☒Simple Ave. ☐ 13 Month Ave. ☒Conventional ☒ Reverse Osmosis ☐**FPSC**

Schedule: G-2(W)

Page 3 of 3

Preparer: Bliss

(1)		(2)	
Line No:	Description		Water Transmission & Distribution
1	Total Lots	[1]	2,651
2	Non-Used and Useful Percent	[2]	3.10%
3	Remaining ERC's/Lots Associated With AFPI Charge	[3]	82

## Footnotes:

[1] From Schedule F-7(W) for distribution system.

[2] Calculated as 1 minus used and useful percentages shown in Schedule F-7(W)

[3] Line 1 X Line 2.

# ALLOWANCE FOR FUNDS PRUDENTLY INVESTED - WATER TRANSMISSION AND DISTRIBUTION

Calculation of Annual Carrying Costs Per ERC Per Year

Company: SSU / Hillsborough / Seaboard

Docket No.: 950495-WS

Schedule Year Ended: 12/31/96

Interim ☐ Final ☒

Historical ☐ Projected ☒

Simple Ave. ☐ 13 Month Ave. ☒

Conventional ☒ Reverse Osmosis ☐

FPSC

Schedule: G-3(W)

Page 1 of 1

Preparer: Bliss

	(1)	(2)	(3)	(4)	(5)	(6)
	Water Transmission & Distribution					
Line No.	Description	1997	1998	1999	2000	2001
1	Unfunded Other Costs:	0.00	0.00	0.00	0.00	0.00
2	Unfunded Annual Depreciation:	5.33	5.33	5.33	5.33	5.33
3	Unfunded Property Tax:	3.75	3.75	3.75	3.75	3.75
4	Subtotal Unfunded Annual Expense:	9.07	9.07	9.07	9.07	9.07
5	Unfunded Expenses Prior Year:	0.00	9.07	18.14	27.22	36.29
6	Total Unfunded Expenses:	9.07	18.14	27.22	36.29	45.36
7	Return on Expenses Current Year:	0.94	0.94	0.94	0.94	0.94
8	Return on Expenses Prior Year:	0.00	0.94	1.87	2.81	3.75
9	Return on Plant Current Year:	10.96	10.41	9.86	9.32	8.77
10	Earnings Prior Year:	0.00	10.96	23.45	37.60	53.61
11	Compound Earnings from Prior Year:	0.00	1.13	2.42	3.88	5.53
12	Total Compounded Earnings:	11.90	24.38	38.54	54.54	72.59
13	Earnings Expansion Factor for Tax:	1.30	1.30	1.30	1.30	1.30
14	Revenue Required to Fund Earnings:	15.46	31.68	50.08	70.87	94.32
15	Revenue Required to Fund Expenses:	9.07	18.14	27.22	36.29	45.36
16	Subtotal:	24.54	49.83	77.30	107.16	139.68
17	Divided by Factor for Gross Receipts Tax:	0.955	0.955	0.955	0.955	0.955
18	ERC Carrying Cost for 1 Year:	25.69	52.18	80.94	112.21	146.26

**ALLOWANCE FOR FUNDS PRUDENTLY INVESTED - WATER TRANSMISSION AND DISTRIBUTION**  
**Schedule of Monthly Carrying Charges Per ERC Per Year**

Company: SSU / Hillsborough / Seaboard  
Docket No.: 950495-WS  
Schedule Year Ended: 12/31/96  
Interim ☐ Final ☒  
Historical ☐ Projected ☒  
Simple Ave. ☐ 13 Month Ave. ☒  
Conventional ☒ Reverse Osmosis ☐

FPSC  
Schedule: G-4(W)  
Page 1 of 1  
Preparer: Bliss

		(1)	(2)	(3)	(4)	(5)	(6)
		Water Transmission & Distribution					
Line No.	Month	1997	1998	1999	2000	2001	
1	January	2.14	27.90	54.57	83.54	115.05	
2	February	4.28	30.11	56.97	86.15	117.89	
3	March	6.42	32.31	59.37	88.76	120.73	
4	April	8.56	34.52	61.76	91.36	123.56	
5	May	10.70	36.73	64.16	93.97	126.40	
6	June	12.85	38.93	66.56	96.58	129.24	
7	July	14.99	41.14	68.95	99.18	132.08	
8	August	17.13	43.35	71.35	101.79	134.91	
9	September	19.27	45.55	73.75	104.39	137.75	
10	October	21.41	47.76	76.14	107.00	140.59	
11	November	23.55	49.97	78.54	109.61	143.43	
12	December	25.69	52.18	80.94	112.21	146.26	

**ALLOWANCE FOR FUNDS PRUDENTLY INVESTED - WATER TRANSMISSION AND DISTRIBUTION****List of Information Imputed into Calculations**

Company: SSU / Hernando / Spring Hill  
Docket No.: 950495-WS  
Schedule Year Ended: 12/31/96  
Interim ☐ Final ☒  
Historical ☐ Projected ☒  
Simple Ave. ☐ 13 Month Ave. ☒  
Conventional ☒ Reverse Osmosis ☐

FPSC  
Schedule: G-1(W)  
Page 1 of 1  
Preparer: Bliss

(1)		(2)
Line No:	Listing Information	Water Transmission & Distribution
1	Cost of Qualifying Assets (Non-Used and Useful)	1,236,281
2		
3	Number of Future Customers (ERCs)	9,042
4		
5	Annual Depreciation Expense	37,379
6		
7	Rate of Return	10.32%
8		
9	Weighted Cost of Equity	4.92%
10		
11	Federal Income Tax Rate	35.00%
12		
13	Effective Federal Income Tax Rate	33.075%
14		
15	State Income Tax Rate	5.50%
16		
17	Gross Receipt Tax Rate	4.50%
18		
19	Annual Property Tax (2)	17,600
20		
21	Other Costs	0
22		
23	Composite Depreciation Rate of Assets (1)	2.33%
24		
25	Beginning Date for Accrual of AFPI Charge	1997

Note: (1) Composite rate calculated as the depreciation expense on non-used and useful assets divided by gross cost of non-used and useful assets.  
(2) MFR Schedule B-15 (W).

**ALLOWANCE FOR FUNDS PRUDENTLY INVESTED - WATER TRANSMISSION AND DISTRIBUTION**  
**Calculation of Carrying Costs for Each ERC**

Company: SSU / Hernando / Spring Hill  
Docket No.: 950495-WS  
Schedule Year Ended: 12/31/96  
Interim ☐ Final ☒  
Historical ☐ Projected ☒  
Simple Ave. ☐ 13 Month Ave. ☒  
Conventional ☒ Reverse Osmosis ☐

FPSC  
Schedule: G-2(W)  
Page 1 of 3  
Preparer: Bliss

(1)		(2)
Line No.	Description	Water Transmission & Distribution
1	Cost of Qualifying Assets:	1,236,281
2	Divided By Future ERC:	9,042
3	Cost/ERC:	136.72
4	Multiply By Rate of Return:	10.32%
5	Annual Return Per ERC:	14.11
6	Annual Reduction in Return:	0.43
7	(Annual Depreciation Expense	
8	per ERC Times Rate of Return)	
9	Effective Federal Tax Rate:	33.075%
10	State Tax Rate:	5.500%
11	Total Tax Rate:	38.575%
21	Weighted Cost of Equity:	4.92%
22	Divided by Rate of Return:	10.32%
23	% of Equity in Return:	47.67%
12	Effective Tax on Return:	18.39%
13	(Equity % Times Tax Rate)	
14	Provision For Tax:	29.94%
15	(Tax on Return/(1-Total Tax Rate))	
16	Annual Depreciation Expense:	37,379
17	Future ERC's:	9,042
18	Annual Depr. Cost per ERC:	4.13
19	Annual Property Tax Expense:	17,600
	Future ERC's:	9,042
20	Annual Prop. Tax per ERC:	1.95
24	Other Costs:	0
25	Future ERC's:	9,042
26	Cost per ERC:	0.00



# ALLOWANCE FOR FUNDS PRUDENTLY INVESTED - WATER TRANSMISSION AND DISTRIBUTION

Detail of Net Qualifying Assets and Depreciation Expense

FPSC  
Schedule: G-2(W)  
Page 2 of 3  
Preparer: Bliss

Company: SSU / Hernando / Spring Hill

Docket No.: 950495-WS

Schedule Year Ended: 12/31/96

Interim ☐ Final ☒

Historical ☐ Projected ☒

Simple Ave. ☐ 13 Month Ave. ☒

Conventional ☒ Reverse Osmosis ☐

	(1)	(2)	(3)
Line No.	Description	Water Transmission & Distribution	Supporting Schedule
	<b>NET WATER PLANT</b>		
1	Plant in Service	1,759,126	A-5 (W)
2	Accumulated Depreciation	(359,494)	A-9 (W)
3	CIAC	(188,887)	A-12 (W)
4	Accumulated Amortization of CIAC	<u>25,536</u>	A-14 (W)
5	<b>NET QUALIFYING ASSETS</b>	<b>\$1,236,281</b>	
6	Remaining ERC's	9,042	G-2(W) page 3 of 3
7	<b>REMAINING COST PER ERC</b>	<b>\$136.72</b>	
8	<b>NET ANNUAL DEPRECIATION EXPENSE</b>		
9	Depreciation	40,988	B-13 (W)
10	Annual Amortization of CIAC	<u>(3,609)</u>	B-13 (W)
11	<b>NET DEPRECIATION EXPENSE</b>	<b>\$37,379</b>	
12	Remaining ERC's	9,042	G-2(W) page 3 of 3
13	<b>REMAINING COST PER ERC</b>	<b>\$4.13</b>	

**ALLOWANCE FOR FUNDS PRUDENTLY INVESTED - WATER TRANSMISSION AND DISTRIBUTION****Calculation of Remaining ERCs**

Company: SSU / Hernando / Spring Hill

Docket No.: 950495-WS

Schedule Year Ended: 12/31/96

Interim ☐ Final ☒Historical ☐ Projected ☒Simple Ave. ☐ 13 Month Ave. ☒Conventional ☒ Reverse Osmosis ☐

FPSC

Schedule: G-2(W)

Page 3 of 3

Preparer: Bliss

(1)		(2)	
Line No:	Description		Water Transmission & Distribution
1	Total Lots	[1]	35,572
2	Non-Used and Useful Percent	[2]	25.42%
3	Remaining ERC's/Lots Associated With AFPI Charge	[3]	9,042

## Footnotes:

[1] From Schedule F-7(W) for distribution system.

[2] Calculated as 1 minus used and useful percentages shown in Schedule F-7(W)

[3] Line 1 X Line 2.

**ALLOWANCE FOR FUNDS PRUDENTLY INVESTED - WATER TRANSMISSION AND DISTRIBUTION**  
**Calculation of Annual Carrying Costs Per ERC Per Year**

Company: SSU / Hernando / Spring Hill  
Docket No.: 950495-WS  
Schedule Year Ended: 12/31/96  
Interim ☐ Final ☒  
Historical ☐ Projected ☒  
Simple Ave. ☐ 13 Month Ave. ☒  
Conventional ☒ Reverse Osmosis ☐

FPSC  
Schedule: G-3(W)  
Page 1 of 1  
Preparer: Bliss

	(1)	(2)	(3)	(4)	(5)	(6)
<b>Water Transmission &amp; Distribution</b>						
Line No.	Description	1997	1998	1999	2000	2001
1	Unfunded Other Costs:	0.00	0.00	0.00	0.00	0.00
2	Unfunded Annual Depreciation:	4.13	4.13	4.13	4.13	4.13
3	Unfunded Property Tax:	1.95	1.95	1.95	1.95	1.95
4	Subtotal Unfunded Annual Expense:	6.08	6.08	6.08	6.08	6.08
5	Unfunded Expenses Prior Year:	0.00	6.08	12.16	18.24	24.32
6	Total Unfunded Expenses:	6.08	12.16	18.24	24.32	30.40
7	Return on Expenses Current Year:	0.63	0.63	0.63	0.63	0.63
8	Return on Expenses Prior Year:	0.00	0.63	1.25	1.88	2.51
9	Return on Plant Current Year:	14.11	13.68	13.26	12.83	12.40
10	Earnings Prior Year:	0.00	14.11	29.88	47.47	67.08
11	Compound Earnings from Prior Year:	0.00	1.46	3.08	4.90	6.92
12	Total Compounded Earnings:	14.74	30.50	48.10	67.71	89.54
13	Earnings Expansion Factor for Tax:	1.30	1.30	1.30	1.30	1.30
14	Revenue Required to Fund Earnings:	19.15	39.64	62.50	87.98	116.35
15	Revenue Required to Fund Expenses:	6.08	12.16	18.24	24.32	30.40
16	Subtotal:	25.23	51.80	80.74	112.30	146.76
17	Divided by Factor for Gross Receipts Tax:	0.955	0.955	0.955	0.955	0.955
18	ERC Carrying Cost for 1 Year:	26.42	54.24	84.54	117.59	153.67

**ALLOWANCE FOR FUNDS PRUDENTLY INVESTED - WATER TRANSMISSION AND DISTRIBUTION**  
Schedule of Monthly Carrying Charges Per ERC Per Year

Company: SSU / Hernando / Spring Hill  
Docket No.: 950495-WS  
Schedule Year Ended: 12/31/96  
Interim ☐ Final ☒  
Historical ☐ Projected ☒  
Simple Ave. ☐ 13 Month Ave. ☒  
Conventional ☒ Reverse Osmosis ☐

FPSC  
Schedule: G-4(W)  
Page 1 of 1  
Preparer: Bliss

	(1)	(2)	(3)	(4)	(5)	(6)
Water Transmission & Distribution						
Line No.	Month	1997	1998	1999	2000	2001
1	January	2.20	28.74	56.76	87.30	120.60
2	February	4.40	31.05	59.29	90.05	123.61
3	March	6.60	33.37	61.81	92.81	126.61
4	April	8.81	35.69	64.34	95.56	129.62
5	May	11.01	38.01	66.86	98.31	132.63
6	June	13.21	40.33	69.39	101.07	135.63
7	July	15.41	42.65	71.92	103.82	138.64
8	August	17.61	44.96	74.44	106.58	141.64
9	September	19.81	47.28	76.97	109.33	144.65
10	October	22.02	49.60	79.49	112.08	147.66
11	November	24.22	51.92	82.02	114.84	150.66
12	December	26.42	54.24	84.54	117.59	153.67

# ALLOWANCE FOR FUNDS PRUDENTLY INVESTED - WATER TRANSMISSION AND DISTRIBUTION

## List of Information Imputed into Calculations

Company: SSU / Hillsborough / Valrico Hills

Docket No.: 950495-WS

Schedule Year Ended: 12/31/96

Interim ☐ Final ☒

Historical ☐ Projected ☒

Simple Ave. ☐ 13 Month Ave. ☒

Conventional ☒ Reverse Osmosis ☐

FPSC

Schedule: G-1(W)

Page 1 of 1

Preparer: Bliss

(1)		(2)
Line No:	Listing Information	Water Transmission & Distribution
1	Cost of Qualifying Assets (Non-Used and Useful)	39
2		
3	Number of Future Customers (ERCs)	2
4		
5	Annual Depreciation Expense	1
6		
7	Rate of Return	10.32%
8		
9	Weighted Cost of Equity	4.92%
10		
11	Federal Income Tax Rate	35.00%
12		
13	Effective Federal Income Tax Rate	33.075%
14		
15	State Income Tax Rate	5.50%
16		
17	Gross Receipt Tax Rate	4.50%
18		
19	Annual Property Tax (2)	1
20		
21	Other Costs	0
22		
23	Composite Depreciation Rate of Assets (1)	1.72%
24		
25	Beginning Date for Accrual of AFPI Charge	1997

Note: (1) Composite rate calculated as the depreciation expense on non-used and useful assets divided by gross cost of non-used and useful assets.

(2) MFR Schedule B-15 (W).

**ALLOWANCE FOR FUNDS PRUDENTLY INVESTED - WATER TRANSMISSION AND DISTRIBUTION**  
**Calculation of Carrying Costs for Each ERC**

Company: SSU / Hillsborough / Valrico Hills  
Docket No.: 950495-WS  
Schedule Year Ended: 12/31/96  
Interim ☐ Final ☒  
Historical ☐ Projected ☒  
Simple Ave. ☐ 13 Month Ave. ☒  
Conventional ☒ Reverse Osmosis ☐

FPSC  
Schedule: G-2(W)  
Page 1 of 3  
Preparer: Bliss

(1)		(2)
Line No.	Description	Water Transmission & Distribution
1	Cost of Qualifying Assets:	39
2	Divided By Future ERC:	2
3	Cost/ERC:	19.62
4	Multiply By Rate of Return:	10.32%
5	Annual Return Per ERC:	2.02
6	Annual Reduction in Return:	0.05
7	(Annual Depreciation Expense	
8	per ERC Times Rate of Return)	
9	Effective Federal Tax Rate:	33.075%
10	State Tax Rate:	5.500%
11	Total Tax Rate:	38.575%
21	Weighted Cost of Equity:	4.92%
22	Divided by Rate of Return:	10.32%
23	% of Equity in Return:	47.67%
12	Effective Tax on Return:	18.39%
13	(Equity % Times Tax Rate)	
14	Provision For Tax:	29.94%
15	(Tax on Return/(1-Total Tax Rate))	
16	Annual Depreciation Expense:	1
17	Future ERC's:	2
18	Annual Depr. Cost per ERC:	0.50
19	Annual Property Tax Expense:	.1
	Future ERC's:	2
20	Annual Prop. Tax per ERC:	0.50
24	Other Costs:	0
25	Future ERC's:	2
26	Cost per ERC:	0.00

**ALLOWANCE FOR FUNDS PRUDENTLY INVESTED - WATER TRANSMISSION AND DISTRIBUTION**  
**Detail of Net Qualifying Assets and Depreciation Expense**

FPSC  
Schedule: G-2(W)  
Page 2 of 3  
Preparer: Bliss

Company: SSU / Hillsborough / Valrico Hills  
Docket No.: 950495-WS  
Schedule Year Ended: 12/31/96  
Interim ☐ Final ☒  
Historical ☐ Projected ☒  
Simple Ave. ☐ 13 Month Ave. ☒  
Conventional ☒ Reverse Osmosis ☐

	(1)	(2)	(3)
Line No.	Description	Water Transmission & Distribution	Supporting Schedule
	<b>NET WATER PLANT</b>		
1	Plant in Service	58	A-5 (W)
2	Accumulated Depreciation	(19)	A-9 (W)
3	CIAC	0	A-12 (W)
4	Accumulated Amortization of CIAC	0	A-14 (W)
5	<b>NET QUALIFYING ASSETS</b>	<b>\$39</b>	
6	Remaining ERC's	2	G-2(W) page 3 of 3
7	<b>REMAINING COST PER ERC</b>	<b>\$19.62</b>	
8	<b>NET ANNUAL DEPRECIATION EXPENSE</b>		
9	Depreciation	1	B-13 (W)
10	Annual Amortization of CIAC	0	B-13 (W)
11	<b>NET DEPRECIATION EXPENSE</b>	<b>\$1</b>	
12	Remaining ERC's	2	G-2(W) page 3 of 3
13	<b>REMAINING COST PER ERC</b>	<b>\$0.50</b>	

**ALLOWANCE FOR FUNDS PRUDENTLY INVESTED - WATER TRANSMISSION AND DISTRIBUTION****Calculation of Remaining ERCs****Company: SSU / Hillsborough / Valrico Hills**

Docket No.: 950495-WS

Schedule Year Ended: 12/31/96

Interim ☐ Final ☒Historical ☐ Projected ☒Simple Ave. ☐ 13 Month Ave. ☒Conventional ☒ Reverse Osmosis ☐**FPSC**

Schedule: G-2(W)

Page 3 of 3

Preparer: Bliss

(1)		(2)	
Line No:	Description	Water Transmission & Distribution	
1	Total Lots	[1]	355
2	Non-Used and Useful Percent	[2]	0.56%
3	Remaining ERC's/Lots Associated With AFPI Charge	[3]	2

**Footnotes:**

[1] From Schedule F-7(W) for distribution system.

[2] Calculated as 1 minus used and useful percentages shown in Schedule F-7(W)

[3] Line 1 X Line 2.



# **ALLOWANCE FOR FUNDS PRUDENTLY INVESTED - WATER TRANSMISSION AND DISTRIBUTION**

Calculation of Annual Carrying Costs Per ERC Per Year

Company: SSU / Hillsborough / Valrico Hills

Docket No.: 950495-WS

Schedule Year Ended: 12/31/96

Interim ☐ Final ☒

Historical ☐ Projected ☒

Simple Ave. ☐ 13 Month Ave. ☒

Conventional ☒ Reverse Osmosis ☐

FPSC

Schedule: G-3(W)

Page 1 of 1

Preparer: Bliss

	(1)	(2)	(3)	(4)	(5)	(6)
	<b>Water Transmission &amp; Distribution</b>					
Line No.	Description	1997	1998	1999	2000	2001
1	Unfunded Other Costs:	0.00	0.00	0.00	0.00	0.00
2	Unfunded Annual Depreciation:	0.50	0.50	0.50	0.50	0.50
3	Unfunded Property Tax:	0.50	0.50	0.50	0.50	0.50
4	Subtotal Unfunded Annual Expense:	1.01	1.01	1.01	1.01	1.01
5	Unfunded Expenses Prior Year:	0.00	1.01	2.01	3.02	4.02
6	Total Unfunded Expenses:	1.01	2.01	3.02	4.02	5.03
7	Return on Expenses Current Year:	0.10	0.10	0.10	0.10	0.10
8	Return on Expenses Prior Year:	0.00	0.10	0.21	0.31	0.42
9	Return on Plant Current Year:	2.02	1.97	1.92	1.87	1.82
10	Earnings Prior Year:	0.00	2.02	4.31	6.88	9.77
11	Compound Earnings from Prior Year:	0.00	0.21	0.44	0.71	1.01
12	Total Compounded Earnings:	2.13	4.41	6.99	9.88	13.12
13	Earnings Expansion Factor for Tax:	1.30	1.30	1.30	1.30	1.30
14	Revenue Required to Fund Earnings:	2.77	5.74	9.08	12.83	17.05
15	Revenue Required to Fund Expenses:	1.01	2.01	3.02	4.02	5.03
16	Subtotal:	3.77	7.75	12.10	16.86	22.08
17	Divided by Factor for Gross Receipts Tax:	0.955	0.955	0.955	0.955	0.955
18	ERC Carrying Cost for 1 Year:	3.95	8.11	12.67	17.65	23.12

**ALLOWANCE FOR FUNDS PRUDENTLY INVESTED - WATER TRANSMISSION AND DISTRIBUTION**  
Schedule of Monthly Carrying Charges Per ERC Per Year

Company: SSU / Hillsborough / Valrico Hills  
Docket No.: 950495-WS  
Schedule Year Ended: 12/31/96  
Interim ☐ Final ☒  
Historical ☐ Projected ☒  
Simple Ave. ☐ 13 Month Ave. ☒  
Conventional ☒ Reverse Osmosis ☐

FPSC  
Schedule: G-4(W)  
Page 1 of 1  
Preparer: Bliss

	(1)	(2)	(3)	(4)	(5)	(6)
Water Transmission & Distribution						
Line No.	Month	1997	1998	1999	2000	2001
1	January	0.33	4.30	8.49	13.08	18.11
2	February	0.66	4.64	8.87	13.50	18.56
3	March	0.99	4.99	9.25	13.91	19.02
4	April	1.32	5.34	9.63	14.33	19.47
5	May	1.65	5.68	10.01	14.74	19.93
6	June	1.97	6.03	10.39	15.16	20.38
7	July	2.30	6.38	10.77	15.58	20.84
8	August	2.63	6.72	11.15	15.99	21.30
9	September	2.96	7.07	11.53	16.41	21.75
10	October	3.29	7.42	11.91	16.82	22.21
11	November	3.62	7.77	12.29	17.24	22.66
12	December	3.95	8.11	12.67	17.65	23.12

**ALLOWANCE FOR FUNDS PRUDENTLY INVESTED - SEWER COLLECTION PLANT**

List of Information Imputed into Calculations

Company: SSU / Polk / Lake Gibson

Docket No.: 950495-WS

Schedule Year Ended: 12/31/96

Interim ☐ Final ☒Historical ☐ Projected ☒Simple Ave. ☐ 13 Month Ave. ☒FPSC Uniform ☐ FPSC Non-uniform ☒ Non FPSC ☐

FPSC

Schedule: G-1(S)

Page 1 of 1

Preparer: Bliss

(1)		(2)
Line No:	Listing Information	Sewer Collection Plant
1	Cost of Qualifying Assets (Non-Used and Useful)	24,924
2		
3	Number of Future Customers (ERCs)	41
4		
5	Annual Depreciation Expense	(393)
6		
7	Rate of Return	10.32%
8		
9	Weighted Cost of Equity	4.92%
10		
11	Federal Income Tax Rate	35.00%
12		
13	Effective Federal Income Tax Rate (Line 11 x (1-Line 15))	33.075%
14		
15	State Income Tax Rate	5.50%
16		
17	Gross Receipt Tax Rate	4.50%
18		
19	Annual Property Tax (2)	1,023
20		
21	Other Costs	0
22		
23	Composite Depreciation Rate of Assets (1)	0.00%
24		
25	Beginning Date for Accrual of AFPI Charge	1997

Note: (1) Composite rate calculated as the depreciation expense on non-used and useful assets divided by gross cost of non-used and useful assets.

(2) MFR Schedule B-15 (S).

# **ALLOWANCE FOR FUNDS PRUDENTLY INVESTED - SEWER COLLECTION PLANT**

## **Calculation of Carrying Costs for Each ERC**

**Company:** SSU / Polk / Lake Gibson

Docket No.: 950495-WS

Schedule Year Ended: 12/31/96

Interim ☐ Final ☒

Historical ☐ Projected ☒

Simple Ave. ☐ 13 Month Ave. ☒

FPSC Uniform ☐ FPSC Non-uniform ☒ Non FPSC ☐

**FPSC**

Schedule: G-2(S)

Page 1 of 3

Preparer: Bliss

(1)		(2)
Line No.	Description	Sewer Collection Plant
1	Cost of Qualifying Assets:	24,924
2	Divided By Future ERC:	41
3	Cost/ERC:	608.02
4	Multiply By Rate of Return:	10.32%
5	Annual Return Per ERC:	62.75
6	Annual Reduction in Return:	(0.99)
7	(Annual Depreciation Expense	
8	per ERC Times Rate of Return)	
9	Effective Federal Tax Rate:	33.075%
10	State Tax Rate:	5.500%
11	Total Tax Rate:	38.575%
21	Weighted Cost of Equity:	4.92%
22	Divided by Rate of Return:	10.32%
23	% of Equity in Return:	47.67%
12	Effective Tax on Return:	18.39%
13	(Equity % Times Tax Rate)	
14	Provision For Tax:	29.94%
15	(Tax on Return/(1-Total Tax Rate))	
16	Annual Depreciation Expense:	(393)
17	Future ERC's:	41
18	Annual Depr. Cost per ERC:	(9.59)
19	Annual Property Tax Expense:	1,023
	Future ERC's:	41
20	Annual Prop. Tax per ERC:	24.96
24	Other Costs:	0
25	Future ERC's:	41
26	Cost per ERC:	0.00

**ALLOWANCE FOR FUNDS PRUDENTLY INVESTED - SEWER COLLECTION PLANT**  
Detail of Net Qualifying Assets and Depreciation Expense

FPSC  
Schedule: G-2(S)  
Page 2 of 3  
Preparer: Bliss

Company: SSU / Polk / Lake Gibson  
Docket No.: 950495-WS  
Schedule Year Ended: 12/31/96  
Interim ☐ Final ☒  
Historical ☐ Projected ☒  
Simple Ave. ☐ 13 Month Ave. ☒  
FPSC Uniform ☐ FPSC Non-uniform ☒ Non FPSC ☐

(1)		(2)	(3)
Line No.	Description	Sewer Collection Plant	Supporting Schedule
<b>NET WATER PLANT</b>			
1	Plant in Service	46,939	A-6 (S)
2	Accumulated Depreciation	(13,842)	A-10 (S)
3	CIAC	(11,202)	A-12 (S)
4	Accumulated Amortization of CIAC	3,029	A-14 (S)
5	<b>NET QUALIFYING ASSETS</b>	<b>\$24,924</b>	
6	Remaining ERC's	41	G-2(S) page 3 of 3
7	<b>REMAINING COST PER ERC</b>	<b>\$608.02</b>	
<b>NET ANNUAL DEPRECIATION EXPENSE</b>			
9	Depreciation	0	B-14 (S)
10	Annual Amortization of CIAC	(393)	B-14 (S)
11	<b>NET DEPRECIATION EXPENSE</b>	<b>(\$393)</b>	
12	Remaining ERC's	41	G-2(S) page 3 of 3
13	<b>REMAINING COST PER ERC</b>	<b>(\$9.59)</b>	

**ALLOWANCE FOR FUNDS PRUDENTLY INVESTED - SEWER COLLECTION PLANT****Calculation of Remaining ERCs**Company: **SSU / Polk / Lake Gibson**

Docket No.: 950495-WS

Schedule Year Ended: 12/31/96

Interim ☐ Final ☒Historical ☐ Projected ☒Simple Ave. ☐ 13 Month Ave. ☒FPSC Uniform ☐ FPSC Non-uniform ☒ Non FPSC ☐

FPSC

Schedule: G-2(S)

Page 3 of 3

Preparer: Bliss

(1)		(2)
Line No:	Description	Sewer Collection Plant
1	Total Lots	[1] 305
2	Non-Used and Useful Percent	[2] 13.44%
3	Remaining Lots Associated With AFPI Charge	[3] 40.992

## Footnotes:

[1] From Schedule F-7(S) for collection plant.

[2] Calculated as 1 minus used and useful percentages shown in Schedule F-7(W)

[3] Line 1 X Line 2.

**ALLOWANCE FOR FUNDS PRUDENTLY INVESTED - SEWER COLLECTION PLANT**  
**Calculation of Annual Carrying Costs Per ERC Per Year**

FPSC  
 Schedule: G-3(S)  
 Page 1 of 1  
 Preparer: Bliss

Company: SSU / Polk / Lake Gibson  
 Docket No.: 950495-WS  
 Schedule Year Ended: 12/31/96  
 Interim ☐ Final ☒  
 Historical ☐ Projected ☒  
 Simple Ave. ☐ 13 Month Ave. ☒  
 FPSC Uniform ☐ FPSC Non-uniform ☒ Non FPSC ☐

	(1)	(2)	(3)	(4)	(5)	(6)
	SEWER COLLECTION PLANT					
Line No.	Description	1997	1998	1999	2000	2001
1	Unfunded Other Costs:	0.00	0.00	0.00	0.00	0.00
2	Unfunded Annual Depreciation:	(9.59)	(9.59)	(9.59)	(9.59)	(9.59)
3	Unfunded Property Tax:	24.96	24.96	24.96	24.96	24.96
4	Subtotal Unfunded Annual Expense:	15.37	15.37	15.37	15.37	15.37
5	Unfunded Expenses Prior Year:	0.00	15.37	30.74	46.11	61.48
6	Total Unfunded Expenses:	15.37	30.74	46.11	61.48	76.84
7	Return on Expenses Current Year:	1.59	1.59	1.59	1.59	1.59
8	Return on Expenses Prior Year:	0.00	1.59	3.17	4.76	6.34
9	Return on Plant Current Year:	62.75	63.74	64.73	65.72	66.71
10	Earnings Prior Year:	0.00	62.75	134.55	216.33	309.13
11	Compound Earnings from Prior Year:	0.00	6.48	13.89	22.33	31.90
12	Total Compounded Earnings:	64.33	136.13	217.92	310.72	415.67
13	Earnings Expansion Factor for Tax:	1.30	1.30	1.30	1.30	1.30
14	Revenue Required to Fund Earnings:	83.60	176.89	283.16	403.74	540.12
15	Revenue Required to Fund Expenses:	15.37	30.74	46.11	61.48	76.84
16	Subtotal:	98.96	207.63	329.27	465.22	616.96
17	Divided by Factor for Gross Receipts Tax:	0.955	0.955	0.955	0.955	0.955
18	ERC Carrying Cost for 1 Year:	103.63	217.41	344.78	487.14	646.03

**ALLOWANCE FOR FUNDS PRUDENTLY INVESTED - SEWER COLLECTION PLANT**  
**Schedule of Monthly Carrying Charges Per ERC Per Year**

FPSC  
Schedule: G-4(S)  
Page 1 of 1  
Preparer: Bliss

Company: SSU / Polk / Lake Gibson  
Docket No.: 950495-WS  
Schedule Year Ended: 12/31/96  
Interim ☐ Final ☒  
Historical ☐ Projected ☒  
Simple Ave. ☐ 13 Month Ave. ☒  
FPSC Uniform ☐ FPSC Non-uniform ☒ Non FPSC ☐

	(1)	(2)	(3)	(4)	(5)	(6)
	SEWER COLLECTION PLANT					
Line No.	Month	1997	1998	1999	2000	2001
1	January	8.64	113.11	228.03	356.64	500.38
2	February	17.27	122.59	238.64	368.51	513.62
3	March	25.91	132.07	249.25	380.37	526.86
4	April	34.54	141.56	259.87	392.23	540.10
5	May	43.18	151.04	270.48	404.10	553.35
6	June	51.81	160.52	281.10	415.96	566.59
7	July	60.45	170.00	291.71	427.82	579.83
8	August	69.08	179.48	302.32	439.69	593.07
9	September	77.72	188.97	312.94	451.55	606.31
10	October	86.36	198.45	323.55	463.41	619.55
11	November	94.99	207.93	334.17	475.28	632.79
12	December	103.63	217.41	344.78	487.14	646.03



**ALLOWANCE FOR FUNDS PRUDENTLY INVESTED - SEWER COLLECTION PLANT****List of Information Imputed into Calculations****Company: SSU / Hillsborough / Seaboard**

Docket No.: 950495-WS

Schedule Year Ended: 12/31/96

Interim ☐ Final ☒Historical ☐ Projected ☒Simple Ave. ☐ 13 Month Ave. ☒FPSC Uniform ☐ FPSC Non-uniform ☒ Non FPSC ☐**FPSC**

Schedule: G-1(S)

Page 1 of 1

Preparer: Bliss

(1)		(2)
Line No:	Listing Information	Sewer Collection Plant
1	Cost of Qualifying Assets (Non-Used and Useful)	104,649
2		
3	Number of Future Customers (ERCs)	133
4		
5	Annual Depreciation Expense	0
6		
7	Rate of Return	10.32%
8		
9	Weighted Cost of Equity	4.92%
10		
11	Federal Income Tax Rate	35.00%
12		
13	Effective Federal Income Tax Rate (Line 11 x (1-Line 15))	33.075%
14		
15	State Income Tax Rate	5.50%
16		
17	Gross Receipt Tax Rate	4.50%
18		
19	Annual Property Tax (2)	1,005
20		
21	Other Costs	0
22		
23	Composite Depreciation Rate of Assets (1)	0.00%
24		
25	Beginning Date for Accrual of AFPI Charge	1997

Note: (1) Composite rate calculated as the depreciation expense on non-used and useful assets divided by gross cost of non-used and useful assets.

(2) MFR Schedule B-15 (S).

**ALLOWANCE FOR FUNDS PRUDENTLY INVESTED - SEWER COLLECTION PLANT**  
**Calculation of Carrying Costs for Each ERC**

**Company:** SSU / Hillsborough / Seaboard

Docket No.: 950495-WS

Schedule Year Ended: 12/31/96

Interim ☐ Final ☒

Historical ☐ Projected ☒

Simple Ave. ☐ 13 Month Ave. ☒

FPSC Uniform ☐ FPSC Non-uniform ☒ Non FPSC ☐

FPSC

Schedule: G-2(S)

Page 1 of 3

Preparer: Bliss

(1)		(2)
Line No.	Description	Sewer Collection Plant
1	Cost of Qualifying Assets:	104,649
2	Divided By Future ERC:	133
3	Cost/ERC:	789.51
4	Multiply By Rate of Return:	10.32%
5	Annual Return Per ERC:	81.48
6	Annual Reduction in Return:	0.00
7	(Annual Depreciation Expense	
8	per ERC Times Rate of Return)	
9	Effective Federal Tax Rate:	33.075%
10	State Tax Rate:	5.500%
11	Total Tax Rate:	38.575%
21	Weighted Cost of Equity:	4.92%
22	Divided by Rate of Return:	10.32%
23	% of Equity in Return:	47.67%
12	Effective Tax on Return:	18.39%
13	(Equity % Times Tax Rate)	
14	Provision For Tax:	29.94%
15	(Tax on Return/(1-Total Tax Rate))	
16	Annual Depreciation Expense:	0
17	Future ERC's:	133
18	Annual Depr. Cost per ERC:	0.00
19	Annual Property Tax Expense:	1,005
	Future ERC's:	133
20	Annual Prop. Tax per ERC:	7.58
24	Other Costs:	0
25	Future ERC's:	133
26	Cost per ERC:	0.00

**ALLOWANCE FOR FUNDS PRUDENTLY INVESTED - SEWER COLLECTION PLANT**  
Detail of Net Qualifying Assets and Depreciation Expense

FPSC  
Schedule: G-2(S)  
Page 2 of 3  
Preparer: Bliss

Company: SSU / Hillsborough / Seaboard  
Docket No.: 950495-WS  
Schedule Year Ended: 12/31/96  
Interim ☐ Final ☒  
Historical ☐ Projected ☒  
Simple Ave. ☐ 13 Month Ave. ☒  
FPSC Uniform ☐ FPSC Non-uniform ☒ Non FPSC ☐

(1)		(2)	(3)
Line No.	Description	Sewer Collection Plant	Supporting Schedule
<b>NET WATER PLANT</b>			
1	Plant in Service	134,081	A-6 (S)
2	Accumulated Depreciation	(29,432)	A-10 (S)
3	CIAC	0	A-12 (S)
4	Accumulated Amortization of CIAC	0	A-14 (S)
5	<b>NET QUALIFYING ASSETS</b>	<b>\$104,649</b>	
6	Remaining ERC's	133	G-2(S) page 3 of 3
7	<b>REMAINING COST PER ERC</b>	<b>\$789.51</b>	
<b>NET ANNUAL DEPRECIATION EXPENSE</b>			
9	Depreciation	0	B-14 (S)
10	Annual Amortization of CIAC	0	B-14 (S)
11	<b>NET DEPRECIATION EXPENSE</b>	<b>\$0</b>	
12	Remaining ERC's	133	G-2(S) page 3 of 3
13	<b>REMAINING COST PER ERC</b>	<b>\$0.00</b>	

**ALLOWANCE FOR FUNDS PRUDENTLY INVESTED - SEWER COLLECTION PLANT****Calculation of Remaining ERCs**

FPSC

Schedule: G-2(S)

Page 3 of 3

Preparer: Bliss

**Company: SSU / Hillsborough / Seaboard**

Docket No.: 950495-WS

Schedule Year Ended: 12/31/96

Interim ☐ Final ☒Historical ☐ Projected ☒Simple Ave. ☐ 13 Month Ave. ☒FPSC Uniform ☐ FPSC Non-uniform ☒ Non FPSC ☐

(1)		(2)	
Line No:	Description		Sewer Collection Plant
1	Total Lots	[1]	2,651
2	Non-Used and Useful Percent	[2]	5.00%
3	Remaining Lots Associated With AFPI Charge	[3]	132.550

## Footnotes:

[1] From Schedule F-7(S) for collection plant.

[2] Calculated as 1 minus used and useful percentages shown in Schedule F-7(W)

[3] Line 1 X Line 2.

# **ALLOWANCE FOR FUNDS PRUDENTLY INVESTED - SEWER COLLECTION PLANT**

Calculation of Annual Carrying Costs Per ERC Per Year

FPSC  
Schedule: G-3(S)  
Page 1 of 1  
Preparer: Bliss

Company: SSU / Hillsborough / Seaboard

Docket No.: 950495-WS

Schedule Year Ended: 12/31/96

Interim ☐ Final ☒

Historical ☐ Projected ☒

Simple Ave. ☐ 13 Month Ave. ☒

FPSC Uniform ☐ FPSC Non-uniform ☒ Non FPSC ☐

	(1)	(2)	(3)	(4)	(5)	(6)
	SEWER COLLECTION PLANT					
Line No.	Description	1997	1998	1999	2000	2001
1	Unfunded Other Costs:	0.00	0.00	0.00	0.00	0.00
2	Unfunded Annual Depreciation:	0.00	0.00	0.00	0.00	0.00
3	Unfunded Property Tax:	7.58	7.58	7.58	7.58	7.58
4	Subtotal Unfunded Annual Expense:	7.58	7.58	7.58	7.58	7.58
5	Unfunded Expenses Prior Year:	0.00	7.58	15.16	22.75	30.33
6	Total Unfunded Expenses:	7.58	15.16	22.75	30.33	37.91
7	Return on Expenses Current Year:	0.78	0.78	0.78	0.78	0.78
8	Return on Expenses Prior Year:	0.00	0.78	1.56	2.35	3.13
9	Return on Plant Current Year:	81.48	81.48	81.48	81.48	81.48
10	Earnings Prior Year:	0.00	81.48	172.14	272.95	384.95
11	Compound Earnings from Prior Year:	0.00	8.41	17.77	28.17	39.73
12	Total Compounded Earnings:	82.26	172.93	273.73	385.73	510.06
13	Earnings Expansion Factor for Tax:	1.30	1.30	1.30	1.30	1.30
14	Revenue Required to Fund Earnings:	106.89	224.70	355.69	501.21	662.77
15	Revenue Required to Fund Expenses:	7.58	15.16	22.75	30.33	37.91
16	Subtotal:	114.47	239.87	378.44	531.54	700.68
17	Divided by Factor for Gross Receipts Tax:	0.955	0.955	0.955	0.955	0.955
18	ERC Carrying Cost for 1 Year:	119.86	251.17	396.27	556.59	733.70

**ALLOWANCE FOR FUNDS PRUDENTLY INVESTED - SEWER COLLECTION PLANT**  
Schedule of Monthly Carrying Charges Per ERC Per Year

FPSC  
Schedule: G-4(S)  
Page 1 of 1  
Preparer: Bliss

Company: SSU / Hillsborough / Seaboard  
Docket No.: 950495-WS  
Schedule Year Ended: 12/31/96  
Interim ☐ Final ☒  
Historical ☐ Projected ☒  
Simple Ave. ☐ 13 Month Ave. ☒  
FPSC Uniform ☐ FPSC Non-uniform ☒ Non FPSC ☐

	(1)	(2)	(3)	(4)	(5)	(6)
	SEWER COLLECTION PLANT					
Line No.	Month	1997	1998	1999	2000	2001
1	January	9.99	130.81	263.26	409.63	571.35
2	February	19.98	141.75	275.35	422.99	586.11
3	March	29.97	152.69	287.44	436.35	600.87
4	April	39.95	163.63	299.53	449.71	615.62
5	May	49.94	174.57	311.63	463.07	630.38
6	June	59.93	185.52	323.72	476.43	645.14
7	July	69.92	196.46	335.81	489.79	659.90
8	August	79.91	207.40	347.90	503.15	674.66
9	September	89.90	218.34	359.99	516.51	689.42
10	October	99.89	229.28	372.08	529.87	704.18
11	November	109.87	240.23	384.18	543.23	718.94
12	December	119.86	251.17	396.27	556.59	733.70

**ALLOWANCE FOR FUNDS PRUDENTLY INVESTED - SEWER COLLECTION PLANT****List of Information Imputed Into Calculations****Company: SSU / Hernando / Spring Hill**

Docket No.: 950495-WS

Schedule Year Ended: 12/31/96

Interim ☐ Final ☒Historical ☐ Projected ☒Simple Ave. ☐ 13 Month Ave. ☒FPSC Uniform ☐ FPSC Non-uniform ☒ Non FPSC ☐**FPSC**

Schedule: G-1(S)

Page 1 of 1

Preparer: Bliss

(1)		(2)
Line No:	Listing Information	Sewer Collection Plant
1	Cost of Qualifying Assets (Non-Used and Useful)	172,747
2		
3	Number of Future Customers (ERCs)	431
4		
5	Annual Depreciation Expense	(1,842)
6		
7	Rate of Return	10.32%
8		
9	Weighted Cost of Equity	4.92%
10		
11	Federal Income Tax Rate	35.00%
12		
13	Effective Federal Income Tax Rate (Line 11 x (1-Line 15))	33.075%
14		
15	State Income Tax Rate	5.50%
16		
17	Gross Receipt Tax Rate	4.50%
18		
19	Annual Property Tax (2)	1,227
20		
21	Other Costs	0
22		
23	Composite Depreciation Rate of Assets (1)	0.00%
24		
25	Beginning Date for Accrual of AFPI Charge	1997

Note: (1) Composite rate calculated as the depreciation expense on non-used and useful assets divided by gross cost of non-used and useful assets.

(2) MFR Schedule B-15 (S).

# ALLOWANCE FOR FUNDS PRUDENTLY INVESTED - SEWER COLLECTION PLANT

## Calculation of Carrying Costs for Each ERC

Company: SSU / Hernando / Spring Hill

Docket No.: 950495-WS

Schedule Year Ended: 12/31/96

Interim ☐ Final ☒

Historical ☐ Projected ☒

Simple Ave. ☐ 13 Month Ave. ☒

FPSC Uniform ☐ FPSC Non-uniform ☒ Non FPSC ☐

FPSC

Schedule: G-2(S)

Page 1 of 3

Preparer: Bliss

(1)		(2)
Line No.	Description	Sewer Collection Plant
1	Cost of Qualifying Assets:	172,747
2	Divided By Future ERC:	431
3	Cost/ERC:	401.03
4	Multiply By Rate of Return:	10.32%
5	Annual Return Per ERC:	41.39
6	Annual Reduction in Return:	(0.44)
7	(Annual Depreciation Expense	
8	per ERC Times Rate of Return)	
9	Effective Federal Tax Rate:	33.075%
10	State Tax Rate:	5.500%
11	Total Tax Rate:	38.575%
21	Weighted Cost of Equity:	4.92%
22	Divided by Rate of Return:	10.32%
23	% of Equity in Return:	47.67%
12	Effective Tax on Return:	18.39%
13	(Equity % Times Tax Rate)	
14	Provision For Tax:	29.94%
15	(Tax on Return/(1-Total Tax Rate))	
16	Annual Depreciation Expense:	(1,842)
17	Future ERC's:	431
18	Annual Depr. Cost per ERC:	(4.28)
19	Annual Property Tax Expense:	1,227
	Future ERC's:	431
20	Annual Prop. Tax per ERC:	2.85
24	Other Costs:	0
25	Future ERC's:	431
26	Cost per ERC:	0.00



**ALLOWANCE FOR FUNDS PRUDENTLY INVESTED - SEWER COLLECTION PLANT**  
**Detail of Net Qualifying Assets and Depreciation Expense**

FPSC  
Schedule: G-2(S)  
Page 2 of 3  
Preparer: Bliss

Company: SSU / Hernando / Spring Hill  
Docket No.: 950495-WS  
Schedule Year Ended: 12/31/96  
Interim ☐ Final ☒  
Historical ☐ Projected ☒  
Simple Ave. ☐ 13 Month Ave. ☒  
FPSC Uniform ☐ FPSC Non-uniform ☒ Non FPSC ☐

(1)		(2)	(3)
Line No.	Description	Sewer Collection Plant	Supporting Schedule
<b>NET WATER PLANT</b>			
1	Plant in Service	343,731	A-6 (S)
2	Accumulated Depreciation	(120,806)	A-10 (S)
3	CIAC	(57,272)	A-12 (S)
4	Accumulated Amortization of CIAC	7,094	A-14 (S)
5	<b>NET QUALIFYING ASSETS</b>	<b>\$172,747</b>	
6	Remaining ERC's	431	G-2(S) page 3 of 3
7	<b>REMAINING COST PER ERC</b>	<b>\$401.03</b>	
<b>NET ANNUAL DEPRECIATION EXPENSE</b>			
9	Depreciation	0	B-14 (S)
10	Annual Amortization of CIAC	(1,842)	B-14 (S)
11	<b>NET DEPRECIATION EXPENSE</b>	<b>(\$1,842)</b>	
12	Remaining ERC's	431	G-2(S) page 3 of 3
13	<b>REMAINING COST PER ERC</b>	<b>(\$4.28)</b>	

**ALLOWANCE FOR FUNDS PRUDENTLY INVESTED - SEWER COLLECTION PLANT****Calculation of Remaining ERCs**

FPSC

Schedule: G-2(S)

Page 3 of 3

Preparer: Bliss

**Company: SSU / Hernando / Spring Hill**

Docket No.: 950495-WS

Schedule Year Ended: 12/31/96

Interim ☐ Final ☒Historical ☐ Projected ☒Simple Ave. ☐ 13 Month Ave. ☒FPSC Uniform ☐ FPSC Non-uniform ☒ Non FPSC ☐

Line No:	(1)	(2)
	Description	Sewer Collection Plant
1	Total Lots	[1] 6,110
2	Non-Used and Useful Percent	[2] 7.05%
3	Remaining Lots Associated With AFPI Charge	[3] 430.755

## Footnotes:

[1] From Schedule F-7(S) for collection plant.

[2] Calculated as 1 minus used and useful percentages shown in Schedule F-7(W)

[3] Line 1 X Line 2.

# **ALLOWANCE FOR FUNDS PRUDENTLY INVESTED - SEWER COLLECTION PLANT**

Calculation of Annual Carrying Costs Per ERC Per Year

FPSC  
Schedule: G-3(S)  
Page 1 of 1  
Preparer: Bliss

Company: SSU / Hernando / Spring Hill

Docket No.: 950495-WS

Schedule Year Ended: 12/31/96

Interim ☐ Final ☒

Historical ☐ Projected ☒

Simple Ave. ☐ 13 Month Ave. ☒

FPSC Uniform ☐ FPSC Non-uniform ☒ Non FPSC ☐

	(1)	(2)	(3)	(4)	(5)	(6)
	SEWER COLLECTION PLANT					
Line No.	Description	1997	1998	1999	2000	2001
1	Unfunded Other Costs:	0.00	0.00	0.00	0.00	0.00
2	Unfunded Annual Depreciation:	(4.28)	(4.28)	(4.28)	(4.28)	(4.28)
3	Unfunded Property Tax:	2.85	2.85	2.85	2.85	2.85
4	Subtotal Unfunded Annual Expense:	(1.43)	(1.43)	(1.43)	(1.43)	(1.43)
5	Unfunded Expenses Prior Year:	0.00	(1.43)	(2.86)	(4.28)	(5.71)
6	Total Unfunded Expenses:	(1.43)	(2.86)	(4.28)	(5.71)	(7.14)
7	Return on Expenses Current Year:	(0.15)	(0.15)	(0.15)	(0.15)	(0.15)
8	Return on Expenses Prior Year:	0.00	(0.15)	(0.29)	(0.44)	(0.59)
9	Return on Plant Current Year:	41.39	41.83	42.27	42.71	43.15
10	Earnings Prior Year:	0.00	41.39	87.34	138.33	194.87
11	Compound Earnings from Prior Year:	0.00	4.27	9.01	14.28	20.11
12	Total Compounded Earnings:	41.24	87.19	138.18	194.72	257.40
13	Earnings Expansion Factor for Tax:	1.30	1.30	1.30	1.30	1.30
14	Revenue Required to Fund Earnings:	53.59	113.30	179.55	253.02	334.46
15	Revenue Required to Fund Expenses:	(1.43)	(2.86)	(4.28)	(5.71)	(7.14)
16	Subtotal:	52.16	110.44	175.27	247.31	327.32
17	Divided by Factor for Gross Receipts Tax:	0.955	0.955	0.955	0.955	0.955
18	ERC Carrying Cost for 1 Year:	54.62	115.64	183.52	258.96	342.74

**ALLOWANCE FOR FUNDS PRUDENTLY INVESTED - SEWER COLLECTION PLANT**  
Schedule of Monthly Carrying Charges Per ERC Per Year

FPSC  
Schedule: G-4(S)  
Page 1 of 1  
Preparer: Bliss

Company: SSU / Hernando / Spring Hill  
Docket No.: 950495-WS  
Schedule Year Ended: 12/31/96  
Interim ☐ Final ☒  
Historical ☐ Projected ☒  
Simple Ave. ☐ 13 Month Ave. ☒  
FPSC Uniform ☐ FPSC Non-uniform ☒ Non FPSC ☐

		(1)	(2)	(3)	(4)	(5)	(6)
		SEWER COLLECTION PLANT					
Line No.	Month	1997	1998	1999	2000	2001	
1	January	4.55	59.70	121.30	189.81	265.95	
2	February	9.10	64.79	126.96	196.10	272.93	
3	March	13.65	69.87	132.61	202.38	279.91	
4	April	18.21	74.96	138.27	208.67	286.89	
5	May	22.76	80.04	143.93	214.96	293.87	
6	June	27.31	85.13	149.58	221.24	300.85	
7	July	31.86	90.22	155.24	227.53	307.84	
8	August	36.41	95.30	160.90	233.82	314.82	
9	September	40.96	100.39	166.55	240.10	321.80	
10	October	45.51	105.47	172.21	246.39	328.78	
11	November	50.06	110.56	177.87	252.68	335.76	
12	December	54.62	115.64	183.52	258.96	342.74	

**ALLOWANCE FOR FUNDS PRUDENTLY INVESTED - SEWER COLLECTION PLANT****List of Information Imputed Into Calculations****Company:** SSU / Hillsborough / Valrico Hills**Docket No.:** 950495-WS**Schedule Year Ended:** 12/31/96**Interim** ☐ **Final** ☒**Historical** ☐ **Projected** ☒**Simple Ave.** ☐ **13 Month Ave.** ☒**FPSC Uniform** ☐ **FPSC Non-uniform** ☒ **Non FPSC** ☐**FPSC****Schedule:** G-1(S)**Page** 1 of 1**Preparer:** Bliss

(1)		(2)
Line No:	Listing Information	Sewer Collection Plant
1	Cost of Qualifying Assets (Non-Used and Useful)	77
2		
3	Number of Future Customers (ERCs)	2
4		
5	Annual Depreciation Expense	0
6		
7	Rate of Return	10.32%
8		
9	Weighted Cost of Equity	4.92%
10		
11	Federal Income Tax Rate	35.00%
12		
13	Effective Federal Income Tax Rate (Line 11 x (1-Line 15))	33.075%
14		
15	State Income Tax Rate	5.50%
16		
17	Gross Receipt Tax Rate	4.50%
18		
19	Annual Property Tax (2)	2
20		
21	Other Costs	0
22		
23	Composite Depreciation Rate of Assets (1)	0.00%
24		
25	Beginning Date for Accrual of AFPI Charge	1997

Note: (1) Composite rate calculated as the depreciation expense on non-used and useful assets divided by gross cost of non-used and useful assets.

(2) MFR Schedule B-15 (S).

# ALLOWANCE FOR FUNDS PRUDENTLY INVESTED - SEWER COLLECTION PLANT

## Calculation of Carrying Costs for Each ERC

Company: SSU / Hillsborough / Valrico Hills  
Docket No.: 950495-WS  
Schedule Year Ended: 12/31/96  
Interim ☐ Final ☒  
Historical ☐ Projected ☒  
Simple Ave. ☐ 13 Month Ave. ☒  
FPSC Uniform ☐ FPSC Non-uniform ☒ Non FPSC ☐

FPSC  
Schedule: G-2(S)  
Page 1 of 3  
Preparer: Bliss

(1)		(2)
Line No.	Description	Sewer Collection Plant
1	Cost of Qualifying Assets:	77
2	Divided By Future ERC:	2
3	Cost/ERC:	38.73
4	Multiply By Rate of Return:	10.32%
5	Annual Return Per ERC:	4.00
6	Annual Reduction in Return:	0.00
7	(Annual Depreciation Expense	
8	per ERC Times Rate of Return)	
9	Effective Federal Tax Rate:	33.075%
10	State Tax Rate:	5.500%
11	Total Tax Rate:	38.575%
21	Weighted Cost of Equity:	4.92%
22	Divided by Rate of Return:	10.32%
23	% of Equity in Return:	47.67%
12	Effective Tax on Return:	18.39%
13	(Equity % Times Tax Rate)	
14	Provision For Tax:	29.94%
15	(Tax on Return/(1-Total Tax Rate))	
16	Annual Depreciation Expense:	0
17	Future ERC's:	2
18	Annual Depr. Cost per ERC:	0.00
19	Annual Property Tax Expense:	2
	Future ERC's:	2
20	Annual Prop. Tax per ERC:	1.01
24	Other Costs:	0
25	Future ERC's:	2
26	Cost per ERC:	0.00

**ALLOWANCE FOR FUNDS PRUDENTLY INVESTED - SEWER COLLECTION PLANT**  
**Detail of Net Qualifying Assets and Depreciation Expense**

FPSC  
Schedule: G-2(S)  
Page 2 of 3  
Preparer: Bliss

Company: SSU / Hillsborough / Valrico Hills  
Docket No.: 950495-WS  
Schedule Year Ended: 12/31/96  
Interim ☐ Final ☒  
Historical ☐ Projected ☒  
Simple Ave. ☐ 13 Month Ave. ☒  
FPSC Uniform ☐ FPSC Non-uniform ☒ Non FPSC ☐

(1)		(2)	(3)
Line No.	Description	Sewer Collection Plant	Supporting Schedule
<b>NET WATER PLANT</b>			
1	Plant in Service	144	A-6 (S)
2	Accumulated Depreciation	(67)	A-10 (S)
3	CIAC	0	A-12 (S)
4	Accumulated Amortization of CIAC	0	A-14 (S)
5	<b>NET QUALIFYING ASSETS</b>	<b>\$77</b>	
6	Remaining ERC's	2	G-2(S) page 3 of 3
7	<b>REMAINING COST PER ERC</b>	<b>\$38.73</b>	
<b>NET ANNUAL DEPRECIATION EXPENSE</b>			
8			
9	Depreciation	0	B-14 (S)
10	Annual Amortization of CIAC	0	B-14 (S)
11	<b>NET DEPRECIATION EXPENSE</b>	<b>\$0</b>	
12	Remaining ERC's	2	G-2(S) page 3 of 3
13	<b>REMAINING COST PER ERC</b>	<b>\$0.00</b>	

**ALLOWANCE FOR FUNDS PRUDENTLY INVESTED - SEWER COLLECTION PLANT**

Calculation of Remaining ERCs

FPSC

Schedule: G-2(S)

Page 3 of 3

Preparer: Bliss

Company: SSU / Hillsborough / Valrico Hills

Docket No.: 950495-WS

Schedule Year Ended: 12/31/96

Interim ☐ Final ☒Historical ☐ Projected ☒Simple Ave. ☐ 13 Month Ave. ☒FPSC Uniform ☐ FPSC Non-uniform ☒ Non FPSC ☐

(1)		(2)	
Line No:	Description		Sewer Collection Plant
1	Total Lots	[1]	355
2	Non-Used and Useful Percent	[2]	0.56%
3	Remaining Lots Associated With AFPI Charge	[3]	1.988

## Footnotes:

[1] From Schedule F-7(S) for collection plant.

[2] Calculated as 1 minus used and useful percentages shown in Schedule F-7(W)

[3] Line 1 X Line 2.



**ALLOWANCE FOR FUNDS PRUDENTLY INVESTED - SEWER COLLECTION PLANT**  
**Calculation of Annual Carrying Costs Per ERC Per Year**

**FPSC**  
 Schedule: G-3(S)  
 Page 1 of 1  
 Preparer: Bliss

**Company:** SSU / Hillsborough / Valrico Hills  
**Docket No.:** 950495-WS  
**Schedule Year Ended:** 12/31/96  
**Interim** ☐ **Final** ☒  
**Historical** ☐ **Projected** ☒  
**Simple Ave.** ☐ **13 Month Ave.** ☒  
**FPSC Uniform** ☐ **FPSC Non-uniform** ☒ **Non FPSC** ☐

	(1)	(2)	(3)	(4)	(5)	(6)
	SEWER COLLECTION PLANT					
Line No.	Description	1997	1998	1999	2000	2001
1	Unfunded Other Costs:	0.00	0.00	0.00	0.00	0.00
2	Unfunded Annual Depreciation:	0.00	0.00	0.00	0.00	0.00
3	Unfunded Property Tax:	1.01	1.01	1.01	1.01	1.01
4	Subtotal Unfunded Annual Expense:	1.01	1.01	1.01	1.01	1.01
5	Unfunded Expenses Prior Year:	0.00	1.01	2.01	3.02	4.02
6	Total Unfunded Expenses:	1.01	2.01	3.02	4.02	5.03
7	Return on Expenses Current Year:	0.10	0.10	0.10	0.10	0.10
8	Return on Expenses Prior Year:	0.00	0.10	0.21	0.31	0.42
9	Return on Plant Current Year:	4.00	4.00	4.00	4.00	4.00
10	Earnings Prior Year:	0.00	4.00	8.51	13.59	19.31
11	Compound Earnings from Prior Year:	0.00	0.41	0.88	1.40	1.99
12	Total Compounded Earnings:	4.10	8.61	13.70	19.41	25.81
13	Earnings Expansion Factor for Tax:	1.30	1.30	1.30	1.30	1.30
14	Revenue Required to Fund Earnings:	5.33	11.19	17.80	25.22	33.54
15	Revenue Required to Fund Expenses:	1.01	2.01	3.02	4.02	5.03
16	Subtotal:	6.33	13.21	20.82	29.24	38.57
17	Divided by Factor for Gross Receipts Tax:	0.955	0.955	0.955	0.955	0.955
18	ERC Carrying Cost for 1 Year:	6.63	13.83	21.80	30.62	40.39

# ALLOWANCE FOR FUNDS PRUDENTLY INVESTED - SEWER COLLECTION PLANT

Schedule of Monthly Carrying Charges Per ERC Per Year

FPSC

Schedule: G-4(S)

Page 1 of 1

Preparer: Bliss

Company: SSU / Hillsborough / Valrico Hills

Docket No.: 950495-WS

Schedule Year Ended: 12/31/96

Interim ☐ Final ☒

Historical ☐ Projected ☒

Simple Ave. ☐ 13 Month Ave. ☒

FPSC Uniform ☐ FPSC Non-uniform ☒ Non FPSC ☐

	(1)	(2)	(3)	(4)	(5)	(6)
	SEWER COLLECTION PLANT					
Line No.	Month	1997	1998	1999	2000	2001
1	January	0.55	7.23	14.49	22.53	31.44
2	February	1.11	7.83	15.16	23.27	32.25
3	March	1.66	8.43	15.82	24.00	33.06
4	April	2.21	9.03	16.48	24.74	33.88
5	May	2.76	9.63	17.15	25.47	34.69
6	June	3.32	10.23	17.81	26.21	35.51
7	July	3.87	10.83	18.48	26.95	36.32
8	August	4.42	11.43	19.14	27.68	37.13
9	September	4.98	12.03	19.81	28.42	37.95
10	October	5.53	12.63	20.47	29.15	38.76
11	November	6.08	13.23	21.13	29.89	39.58
12	December	6.63	13.83	21.80	30.62	40.39

# ALLOWANCE FOR FUNDS PRUDENTLY INVESTED - SEWER TREATMENT AND DISPOSAL

List of Information Imputed into Calculations

Company: SSU / Hernando / Spring Hill

Docket No.: 950495-WS

Schedule Year Ended: 12/31/96

Interim ☐ Final ☒

Historical ☐ Projected ☒

Simple Ave. ☐ 13 Month Ave. ☒

FPSC Uniform ☐ FPSC Non-uniform ☒ Non FPSC ☐

FPSC

Schedule: G-1(S)

Page 1 of 1

Preparer: Bliss

(1)		(2)
Line No:	Listing Information	Sewer Treatment & Disposal
1	Cost of Qualifying Assets (Non-Used and Useful)	387,714
2		
3	Number of Future Customers (ERCs)	1,035
4		
5	Annual Depreciation Expense	23,851
6		
7	Rate of Return	10.32%
8		
9	Weighted Cost of Equity	4.92%
10		
11	Federal Income Tax Rate	35.00%
12		
13	Effective Federal Tax Rate (Line 11 x (1-Line 15)	33.075%
14		
15	State Income Tax Rate	5.50%
16		
17	Gross Receipt Tax Rate	4.50%
18		
19	Annual Property Tax (2)	2,753
20		
21	Other Costs	0
22		
23	Composite Depreciation Rate of Assets (1)	4.46%
24		
25	Beginning Date for Accrual of AFPI Charge	1997

Note: (1) Composite rate calculated as the depreciation expense on non-used and useful assets divided by gross cost of non-used and useful assets.

(2) MFR Schedule B-15 (S).

**ALLOWANCE FOR FUNDS PRUDENTLY INVESTED - SEWER TREATMENT AND DISPOSAL**  
**Calculation of Carrying Costs for Each ERC**

Company: SSU / Hernando / Spring Hill

Docket No.: 950495-WS

Schedule Year Ended: 12/31/96

Interim ☐ Final ☒

Historical ☐ Projected ☒

Simple Ave. ☐ 13 Month Ave. ☒

FPSC Uniform ☐ FPSC Non-uniform ☒ Non FPSC ☐

FPSC

Schedule: G-2(S)

Page 1 of 3

Preparer: Bliss

(1)		(2)
Line No.	Description	Sewer Treatment & Disposal
1	Cost of Qualifying Assets:	387,714
2	Divided By Future ERC:	1,035
3	Cost/ERC:	374
4	Multiply By Rate of Return:	10.32%
5	Annual Return Per ERC:	38.64
6	Annual Reduction in Return:	2.38
7	(Annual Depreciation Expense	
8	per ERC Times Rate of Return)	
9	Effective Federal Tax Rate:	33.075%
10	State Tax Rate:	5.500%
11	Total Tax Rate:	38.575%
21	Weighted Cost of Equity:	4.92%
22	Divided by Rate of Return:	10.32%
23	% of Equity in Return:	47.67%
12	Effective Tax on Return:	18.39%
13	(Equity % Times Tax Rate)	
14	Provision For Tax:	29.94%
15	(Tax on Return/(1-Total Tax Rate))	
16	Annual Depreciation Expense:	23,851
17	Future ERC's:	1,035
18	Annual Depr. Cost per ERC:	23.03
19	Annual Property Tax Expense:	2,753
	Future ERC's:	1,035
20	Annual Prop. Tax per ERC:	2.66
24	Other Costs:	0
25	Future ERC's:	1,035
26	Cost per ERC:	0.00

**ALLOWANCE FOR FUNDS PRUDENTLY INVESTED - SEWER TREATMENT AND DISPOSAL**  
**Detail of Net Qualifying Assets and Depreciation Expense**

Company: SSU / Hernando / Spring Hill  
Docket No.: 950495-WS  
Schedule Year Ended: 12/31/96  
Interim ☐ Final ☒  
Historical ☐ Projected ☒  
Simple Ave. ☐ 13 Month Ave. ☒  
FPSC Uniform ☐ FPSC Non-uniform ☒ Non FPSC ☐

FPSC  
Schedule: G-2(S)  
Page 2 of 3  
Preparer: Bliss

(1)		(2)	(3)
Line No.	Description	Sewer Treatment & Disposal	Supporting Schedule
<b>NET WATER PLANT</b>			
1	Plant in Service	556,525	A-6 (S)
2	Accumulated Depreciation	(151,964)	A-10 (S)
3	CIAC	(25,241)	A-12 (S)
4	Accumulated Amortization of CIAC	8,394	A-14 (S)
5	<b>NET QUALIFYING ASSETS</b>	<b>\$387,714</b>	
6	Remaining ERC's	1,035	G-2(S) page 3 of 3
7	<b>REMAINING COST PER ERC</b>	<b>\$374.43</b>	
<b>NET ANNUAL DEPRECIATION EXPENSE</b>			
8			
9	Depreciation	24,795	B-14 (S)
10	Annual Amortization of CIAC	(944)	B-14 (S)
11	<b>NET DEPRECIATION EXPENSE</b>	<b>\$23,851</b>	
12	Remaining ERC's	1,035	G-2(S) page 3 of 3
13	<b>REMAINING COST PER ERC</b>	<b>\$23.03</b>	

# ALLOWANCE FOR FUNDS PRUDENTLY INVESTED - SEWER TREATMENT AND DISPOSAL

## Calculation of Remaining ERCs

Company: SSU / Hernando / Spring Hill

Docket No.: 950495-WS

Schedule Year Ended: 12/31/96

Interim ☐ Final ☒

Historical ☐ Projected ☒

Simple Ave. ☐ 13 Month Ave. ☒

FPSC Uniform ☐ FPSC Non-uniform ☒ Non FPSC ☐

FPSC

Schedule: G-2(S)

Page 3 of 3

Preparer: Bliss

Line No:	(1)		(2)	
	Description		Sewer Treatment & Disposal	
1	Reliable Capacity (mgd)	[1]	2.000	
2	Non-Used and Useful Percent	[2]	12.84%	
3	Non-Used and Useful Capacity (in mgd)	[3]	0.257	
4	Usage per ERC	[4]	248	
5	Remaining ERC's/Lots Associated With AFPI Charge	[5]	1,035	

### Footnotes:

[1] From Schedule F-5(S) for plant.

[2] Calculated as 1 minus used and useful percentages shown in Schedules F-5(S).

[3] Calculated by amounts in Line 1 X Line 2.

[4] From Schedule F-5(S) for plant.

[5] (Line 3 X 1,000,000) / Line 4.

**ALLOWANCE FOR FUNDS PRUDENTLY INVESTED - SEWER TREATMENT AND DISPOSAL**  
**Calculation of Annual Carrying Costs Per ERC Per Year**

FPSC  
Schedule: G-3(S)  
Page 1 of 1  
Preparer: Bliss

Company: SSU / Hernando / Spring Hill  
Docket No.: 950495-W5  
Schedule Year Ended: 12/31/96  
Interim ☐ Final ☒  
Historical ☐ Projected ☒  
Simple Ave. ☐ 13 Month Ave. ☒  
FPSC Uniform ☐ FPSC Non-uniform ☒ Non FPSC ☐

	(1)	(2)	(3)	(4)	(5)	(6)
<b>Sewer Treatment and Disposal</b>						
Line No.	Description	1997	1998	1999	2000	2001
1	Unfunded Other Costs:	0.00	0.00	0.00	0.00	0.00
2	Unfunded Annual Depreciation:	23.03	23.03	23.03	23.03	23.03
3	Unfunded Property Tax:	2.66	2.66	2.66	2.66	2.66
4	Subtotal Unfunded Annual Expense:	25.69	25.69	25.69	25.69	25.69
5	Unfunded Expenses Prior Year:	0.00	25.69	51.38	77.08	102.77
6	Total Unfunded Expenses:	25.69	51.38	77.08	102.77	128.46
7	Return on Expenses Current Year:	2.65	2.65	2.65	2.65	2.65
8	Return on Expenses Prior Year:	0.00	2.65	5.30	7.95	10.61
9	Return on Plant Current Year:	38.64	36.26	33.89	31.51	29.13
10	Earnings Prior Year:	0.00	38.64	81.54	129.15	181.94
11	Compound Earnings from Prior Year:	0.00	3.99	8.42	13.33	18.78
12	Total Compounded Earnings:	41.29	84.20	131.80	184.59	243.11
13	Earnings Expansion Factor for Tax:	1.30	1.30	1.30	1.30	1.30
14	Revenue Required to Fund Earnings:	53.66	109.40	171.26	239.86	315.89
15	Revenue Required to Fund Expenses:	25.69	51.38	77.08	102.77	128.46
16	Subtotal:	79.35	160.79	248.34	342.63	444.35
17	Divided by Factor for Gross Receipts Tax:	0.955	0.955	0.955	0.955	0.955
18	ERC Carrying Cost for 1 Year:	83.09	168.36	260.04	358.77	465.29

**ALLOWANCE FOR FUNDS PRUDENTLY INVESTED - SEWER TREATMENT AND DISPOSAL**  
**Schedule of Monthly Carrying Charges Per ERC Per Year**

FPSC  
Schedule: G-4(S)  
Page 1 of 1  
Preparer: Bliss

Company: **SSU / Hernando / Spring Hill**  
Docket No.: 950495-WS  
Schedule Year Ended: 12/31/96  
Interim ☐ Final ☒  
Historical ☐ Projected ☒  
Simple Ave. ☐ 13 Month Ave. ☒  
FPSC Uniform ☐ FPSC Non-uniform ☒ Non FPSC ☐

	(1)	(2)	(3)	(4)	(5)	(6)
	<b>Sewer Treatment and Disposal</b>					
Line No.	Month	1997	1998	1999	2000	2001
1	January	6.92	90.19	176.00	268.27	367.65
2	February	13.85	97.30	183.64	276.50	376.53
3	March	20.77	104.41	191.28	284.72	385.40
4	April	27.70	111.51	198.92	292.95	394.28
5	May	34.62	118.62	206.56	301.18	403.16
6	June	41.54	125.73	214.20	309.41	412.03
7	July	48.47	132.83	221.84	317.63	420.91
8	August	55.39	139.94	229.48	325.86	429.79
9	September	62.31	147.04	237.12	334.09	438.66
10	October	69.24	154.15	244.76	342.32	447.54
11	November	76.16	161.26	252.40	350.55	456.42
12	December	83.09	168.36	260.04	358.77	465.29



SERVICE AVAILABILITY CHARGES

Allowance For Funds Prudently Invested (Con't)

**APACHE SHORES**  
Citrus County

TREATMENT PLANT

	1997	1998	1999	2000	2001
January	1.99	25.91	50.47	76.92	105.47
February	3.98	27.94	52.66	79.29	108.02
March	5.97	29.98	54.85	81.65	110.58
April	7.96	32.01	57.04	84.01	113.13
May	9.95	34.04	59.23	86.38	115.68
June	11.94	36.08	61.42	88.74	118.24
July	13.93	38.11	63.61	91.10	120.79
August	15.92	40.15	65.80	93.46	123.34
September	17.91	42.18	67.99	95.83	125.90
October	19.90	44.21	70.18	98.19	128.45
November	21.89	46.25	72.37	100.55	131.00
December	23.88	48.28	74.56	102.92	133.56

- Notes:**
1. The amounts indicated above are per ERC (ERC = 157 gpd).
  2. The number of remaining ERC's is 153.
  3. If the number of remaining ERC's has not connected by December, 2001, the maximum charge of \$133.56 remains in effect after December, 2001.

Effective Date:

By:

Forrest L. Ludsen, Vice President  
Customer Services

SERVICE AVAILABILITY CHARGES

Allowance For Funds Prudently Invested (Con't)

APACHE SHORES  
Citrus County

TRANSMISSION / DISTRIBUTION

	1997	1998	1999	2000	2001
January	0.56	7.26	14.28	21.91	30.21
February	1.11	7.84	14.91	22.59	30.96
March	1.67	8.42	15.54	23.28	31.71
April	2.23	9.00	16.17	23.97	32.46
May	2.78	9.58	16.80	24.65	33.21
June	3.34	10.16	17.43	25.34	33.96
July	3.89	10.74	18.06	26.03	34.71
August	4.45	11.32	18.69	26.72	35.45
September	5.01	11.90	19.33	27.40	36.20
October	5.56	12.48	19.96	28.09	36.95
November	6.12	13.06	20.59	28.78	37.70
December	6.68	13.64	21.22	29.46	38.45

- Notes:**
1. The amounts indicated above are per LOT.
  2. The number of remaining LOTS is 132.
  3. If the number of remaining LOTS has not connected by December, 2001, the maximum charge of \$38.45 remains in effect after December, 2001.

Effective Date:

By:

Forrest L. Ludsen, Vice President  
Customer Services

SERVICE AVAILABILITY CHARGES

Allowance For Funds Prudently Invested (Con't)

BAY LAKE ESTATES  
Osceola County

TRANSMISSION / DISTRIBUTION

	1997	1998	1999	2000	2001
January	1.32	17.20	33.33	50.71	69.47
February	2.64	18.54	34.77	52.26	71.15
March	3.97	19.87	36.21	53.82	72.83
April	5.29	21.21	37.65	55.37	74.51
May	6.61	22.54	39.09	56.92	76.19
June	7.93	23.88	40.52	58.47	77.87
July	9.26	25.21	41.96	60.03	79.54
August	10.58	26.55	43.40	61.58	81.22
September	11.90	27.89	44.84	63.13	82.90
October	13.22	29.22	46.28	64.69	84.58
November	14.54	30.56	47.72	66.24	86.26
December	15.87	31.89	49.16	67.79	87.94

- Notes:**
1. The amounts indicated above are per LOT.
  2. The number of remaining LOTS is 26.
  3. If the number of remaining LOTS has not connected by December, 2001, the maximum charge of \$87.94 remains in effect after December, 2001.

Effective Date:

By:

Forrest L. Ludsen, Vice President  
Customer Services

**SERVICE AVAILABILITY CHARGES**

**Allowance For Funds Prudently Invested (Con't)**

**BURNT STORE**  
**Charlotte/Lee County**

**TREATMENT PLANT**

	1997	1998	1999	2000	2001
January	263.05	1,064.50	1,064.50	1,064.50	1,064.50
February	526.11	1,064.50	1,064.50	1,064.50	1,064.50
March	789.16	1,064.50	1,064.50	1,064.50	1,064.50
April	1,052.21	1,064.50	1,064.50	1,064.50	1,064.50
May	1,064.50	1,064.50	1,064.50	1,064.50	1,064.50
June	1,064.50	1,064.50	1,064.50	1,064.50	1,064.50
July	1,064.50	1,064.50	1,064.50	1,064.50	1,064.50
August	1,064.50	1,064.50	1,064.50	1,064.50	1,064.50
September	1,064.50	1,064.50	1,064.50	1,064.50	1,064.50
October	1,064.50	1,064.50	1,064.50	1,064.50	1,064.50
November	1,064.50	1,064.50	1,064.50	1,064.50	1,064.50
December	1,064.50	1,064.50	1,064.50	1,064.50	1,064.50

- Notes:**
1. The amounts indicated above are per ERC (ERC = 330 gpd).
  2. The number of remaining ERC's is 16.
  3. If the number of remaining ERC's has not connected by December, 2001, the maximum charge of \$1,064.50 remains in effect after December, 2001.

Effective Date:

By:

Forrest L. Ludsen, Vice President  
Customer Services

SERVICE AVAILABILITY CHARGES

Allowance For Funds Prudently Invested (Con't)

CARLTON VILLAGE  
Lake County

TRANSMISSION / DISTRIBUTION

	1997	1998	1999	2000	2001
January	4.69	61.29	121.81	187.82	259.90
February	9.38	66.30	127.27	193.78	266.42
March	14.07	71.30	132.73	199.74	272.93
April	18.76	76.31	138.18	205.70	279.45
May	23.45	81.31	143.64	211.66	285.96
June	28.14	86.32	149.10	217.62	292.47
July	32.84	91.32	154.56	223.59	298.99
August	37.53	96.33	160.02	229.55	305.50
September	42.22	101.33	165.48	235.51	312.02
October	46.91	106.34	170.94	241.47	318.53
November	51.60	111.34	176.40	247.43	325.04
December	56.29	116.35	181.86	253.39	331.56

- Notes:
1. The amounts indicated above are per LOT.
  2. The number of remaining LOTS is 186.
  3. If the number of remaining LOTS has not connected by December, 2001, the maximum charge of \$331.56 remains in effect after December, 2001.

Effective Date:

By: \_\_\_\_\_  
Forrest L. Ludsen, Vice President  
Customer Services

SERVICE AVAILABILITY CHARGES

Allowance For Funds Prudently Invested (Con't)

**CHULUOTA**  
Seminole County

TREATMENT PLANT

	1997	1998	1999	2000	2001
January	0.25	3.26	6.19	9.31	12.64
February	0.50	3.50	6.44	9.58	12.94
March	0.75	3.75	6.70	9.86	13.24
April	1.01	3.99	6.96	10.14	13.53
May	1.26	4.23	7.22	10.41	13.83
June	1.51	4.47	7.48	10.69	14.13
July	1.76	4.72	7.74	10.97	14.42
August	2.01	4.96	8.00	11.24	14.72
September	2.26	5.20	8.25	11.52	15.01
October	2.52	5.44	8.51	11.80	15.31
November	2.77	5.68	8.77	12.07	15.61
December	3.02	5.93	9.03	12.35	15.90

- Notes:**
1. The amounts indicated above are per ERC (ERC = 705 gpd).
  2. The number of remaining ERC's is 810.
  3. If the number of remaining ERC's has not connected by December, 2001, the maximum charge of \$15.90 remains in effect after December, 2001.

Effective Date:

By:

Forrest L. Ludsen, Vice President  
Customer Services

SERVICE AVAILABILITY CHARGES

Allowance For Funds Prudently Invested (Con't)

CRYSTAL RIVER HIGHLANDS  
Citrus County

TREATMENT PLANT

	1997	1998	1999	2000	2001
January	3.98	51.87	101.84	155.73	213.96
February	7.96	56.01	106.30	160.55	219.17
March	11.93	60.15	110.76	165.37	224.38
April	15.91	64.28	115.22	170.19	229.60
May	19.89	68.42	119.69	175.01	234.81
June	23.87	72.56	124.15	179.83	240.02
July	27.85	76.70	128.61	184.65	245.24
August	31.82	80.83	133.07	189.47	250.45
September	35.80	84.97	137.53	194.28	255.66
October	39.78	89.11	141.99	199.10	260.88
November	43.76	93.24	146.45	203.92	266.09
December	47.74	97.38	150.91	208.74	271.30

- Notes:
1. The amounts indicated above are per ERC (ERC = 639 gpd).
  2. The number of remaining ERC's is 157.
  3. If the number of remaining ERC's has not connected by December, 2001, the maximum charge of \$271.30 remains in effect after December, 2001.

Effective Date:

By:

Forrest L. Ludsen, Vice President  
Customer Services

SERVICE AVAILABILITY CHARGES

Allowance For Funds Prudently Invested (Con't)

**DEEP CREEK**  
Charlotte County

TRANSMISSION / DISTRIBUTION

	1997	1998	1999	2000	2001
January	7.05	91.91	102.48	102.48	102.48
February	14.10	99.26	102.48	102.48	102.48
March	21.14	102.48	102.48	102.48	102.48
April	28.19	102.48	102.48	102.48	102.48
May	35.24	102.48	102.48	102.48	102.48
June	42.29	102.48	102.48	102.48	102.48
July	49.33	102.48	102.48	102.48	102.48
August	56.38	102.48	102.48	102.48	102.48
September	63.43	102.48	102.48	102.48	102.48
October	70.48	102.48	102.48	102.48	102.48
November	77.52	102.48	102.48	102.48	102.48
December	84.57	102.48	102.48	102.48	102.48

- Notes:**
1. The amounts indicated above are per LOT.
  2. The number of remaining LOTS is 3,715.
  3. If the number of remaining LOTS has not connected by December, 2001, the maximum charge of \$102.48 remains in effect after December, 2001.

Effective Date:

By:

Forrest L. Ludsen, Vice President  
Customer Services



SERVICE AVAILABILITY CHARGES

Allowance For Funds Prudently Invested (Con't)

DELTONA  
Volusia County

TRANSMISSION / DISTRIBUTION

	1997	1998	1999	2000	2001
January	2.31	30.17	59.65	91.76	126.76
February	4.62	32.60	62.31	94.66	129.92
March	6.93	35.04	64.96	97.55	133.08
April	9.24	37.48	67.62	100.45	136.24
May	11.55	39.92	70.28	103.34	139.40
June	13.86	42.36	72.93	106.24	142.56
July	16.17	44.80	75.59	109.13	145.72
August	18.48	47.24	78.24	112.03	148.87
September	20.79	49.68	80.90	114.92	152.03
October	23.11	52.12	83.55	117.82	155.19
November	25.42	54.56	86.21	120.71	158.35
December	27.73	57.00	88.87	123.61	161.51

- Notes:
1. The amounts indicated above are per LOT.
  2. The number of remaining LOTS is 3,739.
  3. If the number of remaining LOTS has not connected by December, 2001, the maximum charge of \$161.51 remains in effect after December, 2001.

Effective Date:

By:

Forrest L. Ludsen, Vice President  
Customer Services

SERVICE AVAILABILITY CHARGES

Allowance For Funds Prudently Invested (Con't)

DOL RAY MANOR  
Seminole County

TREATMENT PLANT

	1997	1998	1999	2000	2001
January	0.51	6.63	12.83	19.48	26.64
February	1.02	7.15	13.38	20.07	27.28
March	1.53	7.66	13.93	20.67	27.92
April	2.04	8.17	14.48	21.26	28.56
May	2.55	8.69	15.03	21.85	29.20
June	3.06	9.20	15.58	22.44	29.84
July	3.57	9.71	16.13	23.04	30.48
August	4.08	10.22	16.68	23.63	31.12
September	4.59	10.74	17.23	24.22	31.76
October	5.10	11.25	17.78	24.82	32.40
November	5.61	11.76	18.34	25.41	33.04
December	6.12	12.27	18.89	26.00	33.68

- Notes:
1. The amounts indicated above are per ERC (ERC = 888 gpd).
  2. The number of remaining ERC's is 255.
  3. If the number of remaining ERC's has not connected by December, 2001, the maximum charge of \$33.68 remains in effect after December, 2001.

Effective Date:

By:

Forrest L. Ludsen, Vice President  
Customer Services

SERVICE AVAILABILITY CHARGES

Allowance For Funds Prudently Invested (Con't)

FOUNTAINS  
Osceola County

TREATMENT PLANT

	1997	1998	1999	2000	2001
January	1.79	23.25	45.27	68.91	94.34
February	3.57	25.08	47.23	71.02	96.61
March	5.36	26.90	49.19	73.12	98.88
April	7.14	28.72	51.14	75.23	101.15
May	8.93	30.55	53.10	77.33	103.42
June	10.71	32.37	55.06	79.44	105.69
July	12.50	34.19	57.02	81.55	107.96
August	14.29	36.02	58.97	83.65	110.23
September	16.07	37.84	60.93	85.76	112.49
October	17.86	39.67	62.89	87.86	114.76
November	19.64	41.49	64.85	89.97	117.03
December	21.43	43.31	66.81	92.07	119.30

- Notes:
1. The amounts indicated above are per ERC (ERC = 2,170 gpd).
  2. The number of remaining ERC's is 106.
  3. If the number of remaining ERC's has not connected by December, 2001, the maximum charge of \$119.30 remains in effect after December, 2001.

Effective Date:

By:

Forrest L. Ludsen, Vice President  
Customer Services

SERVICE AVAILABILITY CHARGES

Allowance For Funds Prudently Invested (Con't)

**FOX RUN**  
**Martin County**

TREATMENT PLANT

	1997	1998	1999	2000	2001
January	5.74	74.82	146.37	223.88	307.97
February	11.48	80.74	152.79	230.84	315.52
March	17.23	86.67	159.20	237.80	323.08
April	22.97	92.59	165.62	244.75	330.64
May	28.71	98.51	172.03	251.71	338.19
June	34.45	104.43	178.44	258.67	345.75
July	40.19	110.35	184.86	265.63	353.30
August	45.93	116.27	191.27	272.58	360.86
September	51.68	122.20	197.69	279.54	368.42
October	57.42	128.12	204.10	286.50	375.97
November	63.16	134.04	210.51	293.45	383.53
December	68.90	139.96	216.93	300.41	391.08

- Notes:**
1. The amounts indicated above are per ERC (ERC = 704 gpd).
  2. The number of remaining ERC's is 579.
  3. If the number of remaining ERC's has not connected by December, 2001, the maximum charge of \$391.08 remains in effect after December, 2001.

Effective Date:

By:

Forrest L. Ludsen, Vice President  
Customer Services

SERVICE AVAILABILITY CHARGES

Allowance For Funds Prudently Invested (Con't)

GENEVA LAKE ESTATES  
Bradford County

TRANSMISSION / DISTRIBUTION

	1997	1998	1999	2000	2001
January	2.31	30.11	59.32	91.17	125.94
February	4.61	32.52	61.96	94.05	129.08
March	6.92	34.94	64.59	96.92	132.22
April	9.23	37.36	67.22	99.80	135.36
May	11.54	39.77	69.86	102.67	138.50
June	13.84	42.19	72.49	105.55	141.64
July	16.15	44.60	75.13	108.42	144.78
August	18.46	47.02	77.76	111.30	147.92
September	20.77	49.44	80.40	114.17	151.06
October	23.07	51.85	83.03	117.05	154.20
November	25.38	54.27	85.66	119.92	157.34
December	27.69	56.69	88.30	122.80	160.48

- Notes:
1. The amounts indicated above are per LOT.
  2. The number of remaining LOTS is 43.
  3. If the number of remaining LOTS has not connected by December, 2001, the maximum charge of \$160.48 remains in effect after December, 2001.

Effective Date:

By:

Forrest L. Ludsen, Vice President  
Customer Services

SERVICE AVAILABILITY CHARGES

Allowance For Funds Prudently Invested (Con't)

**GIBSONIA ESTATES**  
Polk County

TRANSMISSION / DISTRIBUTION

	1997	1998	1999	2000	2001
January	3.31	43.13	84.98	130.79	180.95
February	6.61	46.59	88.77	134.93	185.49
March	9.92	50.05	92.56	139.08	190.03
April	13.22	53.51	96.34	143.23	194.58
May	16.53	56.97	100.13	147.37	199.12
June	19.83	60.43	103.92	151.52	203.67
July	23.14	63.89	107.70	155.67	208.21
August	26.45	67.35	111.49	159.81	212.75
September	29.75	70.81	115.28	163.96	217.30
October	33.06	74.27	119.06	168.11	221.84
November	36.36	77.74	122.85	172.25	226.39
December	39.67	81.20	126.64	176.40	230.93

**Notes:**

1. The amounts indicated above are per LOT.
2. The number of remaining LOTS is 49.
3. If the number of remaining LOTS has not connected by December, 2001, the maximum charge of \$230.93 remains in effect after December, 2001.

Effective Date:

By:

Forrest L. Ludsen, Vice President  
Finance and Administration

SERVICE AVAILABILITY CHARGES

Allowance For Funds Prudently Invested (Con't)

HERMITS COVE  
Putnam County

TREATMENT PLANT

	1997	1998	1999	2000	2001
January	1.61	20.96	40.62	61.75	84.50
February	3.22	22.59	42.37	63.64	86.53
March	4.83	24.22	44.12	65.52	88.56
April	6.44	25.84	45.87	67.40	90.59
May	8.05	27.47	47.62	69.29	92.62
June	9.66	29.10	49.37	71.17	94.65
July	11.28	30.73	51.12	73.05	96.68
August	12.89	32.36	52.87	74.94	98.71
September	14.50	33.99	54.62	76.82	100.74
October	16.11	35.62	56.37	78.70	102.77
November	17.72	37.24	58.12	80.58	104.81
December	19.33	38.87	59.87	82.47	106.84

- Notes:
1. The amounts indicated above are per ERC (ERC = 459 gpd).
  2. The number of remaining ERC's is 16.
  3. If the number of remaining ERC's has not connected by December, 2001, the maximum charge of \$106.84 remains in effect after December, 2001.

Effective Date:

By:

Forrest L. Ludsen, Vice President  
Customer Services

SERVICE AVAILABILITY CHARGES

Allowance For Funds Prudently Invested (Con't)

HERMITS COVE  
Putnam County

TRANSMISSION / DISTRIBUTION

	1997	1998	1999	2000	2001
January	2.86	37.35	73.70	113.45	156.94
February	5.72	40.36	76.99	117.05	160.88
March	8.59	43.36	80.28	120.64	164.81
April	11.45	46.37	83.56	124.24	168.75
May	14.31	49.38	86.85	127.83	172.69
June	17.17	52.38	90.14	131.43	176.62
July	20.04	55.39	93.42	135.02	180.56
August	22.90	58.39	96.71	138.62	184.50
September	25.76	61.40	100.00	142.22	188.43
October	28.62	64.41	103.28	145.81	192.37
November	31.48	67.41	106.57	149.41	196.31
December	34.35	70.42	109.85	153.00	200.24

- Notes:**
1. The amounts indicated above are per LOT.
  2. The number of remaining LOTS is 174.
  3. If the number of remaining LOTS has not connected by December, 2001, the maximum charge of \$200.24 remains in effect after December, 2001.

Effective Date:

By:

Forrest L. Ludsen, Vice President  
Customer Services



SERVICE AVAILABILITY CHARGES

Allowance For Funds Prudently Invested (Con't)

**HERSHEL HEIGHTS**  
Hillsborough County

TRANSMISSION / DISTRIBUTION

	1997	1998	1999	2000	2001
January	0.82	10.65	20.65	31.48	43.22
February	1.64	11.48	21.55	32.45	44.27
March	2.45	12.30	22.44	33.42	45.33
April	3.27	13.13	23.34	34.39	46.38
May	4.09	13.96	24.24	35.37	47.44
June	4.91	14.79	25.13	36.34	48.49
July	5.73	15.62	26.03	37.31	49.55
August	6.55	16.44	26.92	38.28	50.60
September	7.36	17.27	27.82	39.25	51.66
October	8.18	18.10	28.72	40.22	52.71
November	9.00	18.93	29.61	41.19	53.76
December	9.82	19.75	30.51	42.17	54.82

- Notes:**
1. The amounts indicated above are per LOT.
  2. The number of remaining LOTS is 20.
  3. If the number of remaining LOTS has not connected by December, 2001, the maximum charge of \$54.82 remains in effect after December, 2001.

Effective Date:

By: Forrest L. Lutsen, Vice President  
Finance and Administration

SERVICE AVAILABILITY CHARGES

Allowance For Funds Prudently Invested (Con't)

**HOBBY HILLS**  
**Lake County**

TREATMENT PLANT

	1997	1998	1999	2000	2001
January	0.44	5.78	11.35	17.40	23.98
February	0.89	6.24	11.85	17.94	24.57
March	1.33	6.70	12.35	18.48	25.17
April	1.77	7.16	12.85	19.03	25.76
May	2.22	7.62	13.35	19.57	26.35
June	2.66	8.08	13.85	20.12	26.94
July	3.10	8.54	14.35	20.66	27.54
August	3.54	9.00	14.85	21.21	28.13
September	3.99	9.46	15.35	21.75	28.72
October	4.43	9.92	15.85	22.30	29.32
November	4.87	10.38	16.35	22.84	29.91
December	5.32	10.84	16.85	23.39	30.50

- Notes:**
1. The amounts indicated above are per ERC (ERC = 514 gpd).
  2. The number of remaining ERC's is 219.
  3. If the number of remaining ERC's has not connected by December, 2001, the maximum charge of \$30.50 remains in effect after December, 2001.

Effective Date:

By:

Forrest L. Ludsen, Vice President  
Customer Services

SERVICE AVAILABILITY CHARGES

Allowance For Funds Prudently Invested (Con't)

HOLIDAY HAVEN  
Lake County

TRANSMISSION / DISTRIBUTION

	1997	1998	1999	2000	2001
January	0.96	12.44	24.26	37.20	51.38
February	1.91	13.42	25.33	38.37	52.67
March	2.87	14.39	26.40	39.54	53.95
April	3.82	15.37	27.47	40.72	55.24
May	4.78	16.35	28.54	41.89	56.52
June	5.73	17.32	29.61	43.06	57.81
July	6.69	18.30	30.68	44.23	59.09
August	7.64	19.28	31.75	45.41	60.38
September	8.60	20.26	32.82	46.58	61.66
October	9.55	21.23	33.89	47.75	62.95
November	10.51	22.21	34.96	48.92	64.23
December	11.46	23.19	36.03	50.10	65.52

- Notes:
1. The amounts indicated above are per LOT.
  2. The number of remaining LOTS is 50.
  3. If the number of remaining LOTS has not connected by December, 2001, the maximum charge of \$65.52 remains in effect after December, 2001.

Effective Date:

By: Forrest L. Ludsen, Vice President  
Customer Services

**SERVICE AVAILABILITY CHARGES**

**Allowance For Funds Prudently Invested (Con't)**

**INTERCESSION CITY**  
**Osceola County**

**TRANSMISSION / DISTRIBUTION**

	1997	1998	1999	2000	2001
January	2.58	33.71	66.67	102.69	142.10
February	5.16	36.44	69.65	105.95	145.67
March	7.75	39.16	72.63	109.21	149.23
April	10.33	41.89	75.60	112.47	152.80
May	12.91	44.61	78.58	115.72	156.37
June	15.49	47.34	81.56	118.98	159.93
July	18.08	50.06	84.54	122.24	163.50
August	20.66	52.79	87.52	125.50	167.07
September	23.24	55.51	90.50	128.76	170.64
October	25.82	58.24	93.48	132.02	174.20
November	28.41	60.96	96.45	135.27	177.77
December	30.99	63.69	99.43	138.53	181.34

- Notes:**
1. The amounts indicated above are per LOT.
  2. The number of remaining LOTS is 278.
  3. If the number of remaining LOTS has not connected by December, 2001, the maximum charge of \$181.34 remains in effect after December, 2001.

Effective Date: 12/1/01

By: Forrest L. Ludsen, Vice President  
Customer Services

SERVICE AVAILABILITY CHARGES

Allowance For Funds Prudently Invested (Con't)

INTERLACHEN LAKE ESTATES  
Putnam County

TRANSMISSION / DISTRIBUTION

	1997	1998	1999	2000	2001
January	1.72	22.45	44.30	68.11	94.10
February	3.44	24.26	46.27	70.26	96.45
March	5.16	26.07	48.24	72.41	98.80
April	6.88	27.87	50.21	74.56	101.15
May	8.60	29.68	52.17	76.71	103.49
June	10.32	31.49	54.14	78.86	105.84
July	12.04	33.29	56.11	81.01	108.19
August	13.76	35.10	58.08	83.16	110.54
September	15.48	36.91	60.05	85.31	112.88
October	17.20	38.71	62.02	87.46	115.23
November	18.92	40.52	63.99	89.61	117.58
December	20.65	42.33	65.96	91.76	119.93

- Notes:**
1. The amounts indicated above are per LOT.
  2. The number of remaining LOTS is 146.
  3. If the number of remaining LOTS has not connected by December, 2001, the maximum charge of \$119.93 remains in effect after December, 2001.

Effective Date:

By: Forrest L. Ludsen, Vice President  
Customer Services

**SERVICE AVAILABILITY CHARGES**

**Allowance For Funds Prudently Invested (Con't)**

**KEYSTONE CLUB ESTATES**  
**Bradford County**

**TREATMENT PLANT**

	1997	1998	1999	2000	2001
January	1.73	22.52	44.07	67.38	92.61
February	3.46	24.30	46.00	69.47	94.88
March	5.18	26.09	47.93	71.55	97.14
April	6.91	27.87	49.86	73.64	99.41
May	8.64	29.66	51.79	75.73	101.67
June	10.37	31.44	53.72	77.82	103.93
July	12.10	33.23	55.65	79.91	106.20
August	13.82	35.01	57.58	82.00	108.46
September	15.55	36.79	59.50	84.08	110.73
October	17.28	38.58	61.43	86.17	112.99
November	19.01	40.36	63.36	88.26	115.25
December	20.74	42.15	65.29	90.35	117.52

- Notes:**
1. The amounts indicated above are per ERC (ERC = 788 gpd).
  2. The number of remaining ERC's is 316.
  3. If the number of remaining ERC's has not connected by December, 2001, the maximum charge of \$117.52 remains in effect after December, 2001.

Effective Date:

By:

Forrest L. Lutsen, Vice President  
Customer Services

**SERVICE AVAILABILITY CHARGES**

**Allowance For Funds Prudently Invested (Con't)**

**KEYSTONE CLUB ESTATES**  
**Bradford County**

**TRANSMISSION / DISTRIBUTION**

	1997	1998	1999	2000	2001
January	5.59	73.02	144.42	222.36	307.51
February	11.19	78.93	150.86	229.40	315.21
March	16.78	84.83	157.31	236.44	322.91
April	22.37	90.74	163.76	243.48	330.60
May	27.97	96.64	170.20	250.52	338.30
June	33.56	102.55	176.65	257.56	346.00
July	39.15	108.45	183.09	264.60	353.70
August	44.74	114.36	189.54	271.65	361.40
September	50.34	120.26	195.98	278.69	369.10
October	55.93	126.17	202.43	285.73	376.80
November	61.52	132.07	208.87	292.77	384.50
December	67.12	137.97	215.32	299.81	392.19

- Notes:**
1. The amounts indicated above are per LOT.
  2. The number of remaining LOTS is 122.
  3. If the number of remaining LOTS has not connected by December, 2001, the maximum charge of \$392.19 remains in effect after December, 2001.

Effective Date:

By: Forrest L. Ludsen, Vice President  
Customer Services

SERVICE AVAILABILITY CHARGES

Allowance For Funds Prudently Invested (Con't)

KEYSTONE HEIGHTS  
Clay County

TREATMENT PLANT

	1997	1998	1999	2000	2001
January	1.16	15.05	29.05	44.06	60.16
February	2.31	16.21	30.30	45.39	61.59
March	3.47	17.37	31.54	46.72	63.03
April	4.63	18.53	32.78	48.06	64.46
May	5.79	19.69	34.02	49.39	65.89
June	6.94	20.85	35.27	50.72	67.33
July	8.10	22.01	36.51	52.06	68.76
August	9.26	23.17	37.75	53.39	70.20
September	10.42	24.33	39.00	54.72	71.63
October	11.57	25.49	40.24	56.06	73.06
November	12.73	26.65	41.48	57.39	74.50
December	13.89	27.81	42.72	58.73	75.93

- Notes:
1. The amounts indicated above are per ERC (ERC = 559 gpd).
  2. The number of remaining ERC's is 508.
  3. If the number of remaining ERC's has not connected by December, 2001, the maximum charge of \$75.93 remains in effect after December, 2001.

Effective Date:

By:

Forrest L. Ludsen, Vice President  
Customer Services



SERVICE AVAILABILITY CHARGES

Allowance For Funds Prudently Invested (Con't)

LAKE CONWAY  
Orange County

TRANSMISSION / DISTRIBUTION

	1997	1998	1999	2000	2001
January	2.32	30.25	59.41	91.25	126.05
February	4.64	32.67	62.05	94.13	129.20
March	6.96	35.08	64.68	97.01	132.35
April	9.28	37.49	67.31	99.89	135.49
May	11.60	39.90	69.95	102.76	138.64
June	13.92	42.31	72.58	105.64	141.79
July	16.24	44.72	75.21	108.52	144.93
August	18.56	47.13	77.84	111.40	148.08
September	20.88	49.55	80.48	114.27	151.23
October	23.20	51.96	83.11	117.15	154.38
November	25.52	54.37	85.74	120.03	157.52
December	27.84	56.78	88.38	122.91	160.67

- Notes:
1. The amounts indicated above are per LOT.
  2. The number of remaining LOTS is 3.
  3. If the number of remaining LOTS has not connected by December, 2001, the maximum charge of \$160.67 remains in effect after December, 2001.

Effective Date:

By: Forrest L. Ludsen, Vice President  
Customer Services

**SERVICE AVAILABILITY CHARGES**

**Allowance For Funds Prudently Invested (Con't)**

**LAKE GIBSON ESTATES**

Polk County

**TRANSMISSION / DISTRIBUTION**

	1997	1998	1999	2000	2001
January	1.57	20.46	40.49	62.31	86.11
February	3.13	22.12	42.29	64.28	88.26
March	4.70	23.77	44.10	66.25	90.40
April	6.27	25.43	45.90	68.21	92.55
May	7.84	27.09	47.71	70.18	94.70
June	9.40	28.74	49.51	72.15	96.85
July	10.97	30.40	51.32	74.12	99.00
August	12.54	32.06	53.12	76.09	101.15
September	14.10	33.71	54.93	78.05	103.30
October	15.67	35.37	56.73	80.02	105.44
November	17.24	37.03	58.54	81.99	107.59
December	18.80	38.68	60.34	83.96	109.74

- Notes:**
1. The amounts indicated above are per LOT.
  2. The number of remaining LOTS is 82.
  3. If the number of remaining LOTS has not connected by December, 2001, the maximum charge of \$109.74 remains in effect after December, 2001.

Effective Date:

By:

Forrest L. Ludsen, Vice President  
Finance and Administration

SERVICE AVAILABILITY CHARGES

Allowance For Funds Prudently Invested (Con't)

LAKESIDE  
Citrus County

TRANSMISSION / DISTRIBUTION

	1997	1998	1999	2000	2001
January	3.43	44.79	88.82	136.72	188.88
February	6.86	48.43	92.79	141.04	193.58
March	10.29	52.08	96.75	145.35	198.28
April	13.72	55.72	100.71	149.66	202.99
May	17.14	59.36	104.67	153.98	207.69
June	20.57	63.00	108.64	158.29	212.39
July	24.00	66.65	112.60	162.61	217.09
August	27.43	70.29	116.56	166.92	221.80
September	30.86	73.93	120.52	171.23	226.50
October	34.29	77.58	124.48	175.55	231.20
November	37.72	81.22	128.45	179.86	235.90
December	41.15	84.86	132.41	184.18	240.61

- Notes:
1. The amounts indicated above are per LOT.
  2. The number of remaining LOTS is 157.
  3. If the number of remaining LOTS has not connected by December, 2001, the maximum charge of \$240.61 remains in effect after December, 2001.

Effective Date:

By: Forrest L. Ludsen, Vice President  
Customer Services

SERVICE AVAILABILITY CHARGES

Allowance For Funds Prudently Invested (Con't)

LEHIGH  
Lee County

TRANSMISSION / DISTRIBUTION

	1997	1998	1999	2000	2001
January	12.46	162.57	320.98	493.44	663.57
February	24.91	175.67	335.24	508.99	663.57
March	37.37	188.78	349.51	524.54	663.57
April	49.82	201.88	363.78	540.08	663.57
May	62.28	214.98	378.04	555.63	663.57
June	74.73	228.09	392.31	571.18	663.57
July	87.19	241.19	406.57	586.72	663.57
August	99.64	254.30	420.84	602.27	663.57
September	112.10	267.40	435.10	617.82	663.57
October	124.55	280.50	449.37	633.36	663.57
November	137.01	293.61	463.63	648.91	663.57
December	149.46	306.71	477.90	663.57	663.57

- Notes:
1. The amounts indicated above are per LOT.
  2. The number of remaining LOTS is 1,778.
  3. If the number of remaining LOTS has not connected by December, 2001, the maximum charge of \$663.57 remains in effect after December, 2001.

Effective Date:

By: Forrest L. Ludsen, Vice President  
Customer Services

SERVICE AVAILABILITY CHARGES

Allowance For Funds Prudently Invested (Con't)

LEISURE LAKES (COVERED BRIDGE)  
Highlands County

TRANSMISSION / DISTRIBUTION

	1997	1998	1999	2000	2001
January	1.69	21.99	43.36	66.57	91.82
February	3.37	23.76	45.28	68.66	94.10
March	5.06	25.53	47.20	70.75	96.37
April	6.74	27.30	49.12	72.84	98.65
May	8.43	29.06	51.04	74.92	100.92
June	10.11	30.83	52.96	77.01	103.20
July	11.80	32.60	54.88	79.10	105.47
August	13.48	34.37	56.80	81.19	107.75
September	15.17	36.13	58.72	83.28	110.02
October	16.85	37.90	60.64	85.37	112.30
November	18.54	39.67	62.56	87.46	114.57
December	20.23	41.44	64.48	89.55	116.85

Notes:

1. The amounts indicated above are per LOT.
2. The number of remaining LOTS is 96.
3. If the number of remaining LOTS has not connected by December, 2001, the maximum charge of \$116.85 remains in effect after December, 2001.

Effective Date:

By:

Forrest L. Ludsen, Vice President  
Customer Services

SERVICE AVAILABILITY CHARGES

Allowance For Funds Prudently Invested (Con't)

**MARCO ISLAND**  
Collier County

TREATMENT PLANT

	1997	1998	1999	2000	2001
January	7.96	103.89	204.84	314.73	434.48
February	15.92	112.24	213.93	324.64	445.28
March	23.89	120.59	223.02	334.54	456.09
April	31.85	128.94	232.11	344.44	466.89
May	39.81	137.30	241.20	354.35	477.69
June	47.77	145.65	250.29	364.25	488.50
July	55.73	154.00	259.38	374.16	499.30
August	63.69	162.35	268.47	384.06	510.10
September	71.66	170.70	277.56	393.97	520.91
October	79.62	179.05	286.65	403.87	531.71
November	87.58	187.40	295.74	413.77	542.51
December	95.54	195.75	304.83	423.68	553.32

- Notes:**
1. The amounts indicated above are per ERC (ERC = 849 gpd).
  2. The number of remaining ERC's is 527.
  3. If the number of remaining ERC's has not connected by December, 2001, the maximum charge of \$553.32 remains in effect after December, 2001.

Effective Date:

By:

Forrest L. Ludsen, Vice President  
Customer Services

SERVICE AVAILABILITY CHARGES

Allowance For Funds Prudently Invested (Con't)

**MEREDITH MANOR**  
Seminole County

TREATMENT PLANT

	1997	1998	1999	2000	2001
January	0.44	5.77	11.17	16.94	23.12
February	0.89	6.22	11.65	17.46	23.67
March	1.33	6.66	12.13	17.97	24.22
April	1.77	7.11	12.61	18.48	24.77
May	2.22	7.56	13.08	18.99	25.32
June	2.66	8.01	13.56	19.50	25.87
July	3.10	8.45	14.04	20.02	26.42
August	3.55	8.90	14.52	20.53	26.97
September	3.99	9.35	15.00	21.04	27.52
October	4.43	9.80	15.48	21.55	28.07
November	4.88	10.25	15.95	22.06	28.61
December	5.32	10.69	16.43	22.58	29.16

- Notes:**
1. The amounts indicated above are per ERC (ERC = 545 gpd).
  2. The number of remaining ERC's is 56.
  3. If the number of remaining ERC's has not connected by December, 2001, the maximum charge of \$29.16 remains in effect after December, 2001.

Effective Date:

By: Forrest L. Ludsen, Vice President  
Customer Services

**SERVICE AVAILABILITY CHARGES**

**Allowance For Funds Prudently Invested (Con't)**

**MEREDITH MANOR**  
**Seminole County**

**TRANSMISSION / DISTRIBUTION**

	1997	1998	1999	2000	2001
January	7.21	94.18	186.89	288.08	398.65
February	14.42	101.85	195.26	297.23	408.65
March	21.63	109.52	203.62	306.37	418.64
April	28.84	117.18	211.99	315.51	428.64
May	36.05	124.85	220.36	324.65	438.63
June	43.26	132.52	228.73	333.80	448.63
July	50.47	140.18	237.10	342.94	458.63
August	57.68	147.85	245.47	352.08	468.62
September	64.89	155.52	253.84	361.22	478.62
October	72.10	163.18	262.20	370.37	488.62
November	79.31	170.85	270.57	379.51	498.61
December	86.52	178.52	278.94	388.65	508.61

- Notes:**
1. The amounts indicated above are per LOT.
  2. The number of remaining LOTS is 128.
  3. If the number of remaining LOTS has not connected by December, 2001, the maximum charge of \$508.61 remains in effect after December, 2001.

Effective Date:

By:

Forrest L. Ludsen, Vice President  
Customer Services



SERVICE AVAILABILITY CHARGES

Allowance For Funds Prudently Invested (Con't)

OAK FOREST  
Citrus County

TRANSMISSION / DISTRIBUTION

	1997	1998	1999	2000	2001
January	0.86	11.20	21.62	32.74	44.65
February	1.72	12.07	22.54	33.73	45.71
March	2.58	12.93	23.46	34.72	46.77
April	3.45	13.79	24.38	35.70	47.83
May	4.31	14.65	25.30	36.69	48.89
June	5.17	15.52	26.23	37.68	49.95
July	6.03	16.38	27.15	38.66	51.00
August	6.89	17.24	28.07	39.65	52.06
September	7.75	18.11	28.99	40.64	53.12
October	8.62	18.97	29.91	41.62	54.18
November	9.48	19.83	30.84	42.61	55.24
December	10.34	20.70	31.76	43.60	56.29

- Notes:**
1. The amounts indicated above are per LOT.
  2. The number of remaining LOTS is 140.
  3. If the number of remaining LOTS has not connected by December, 2001, the maximum charge of \$56.29 remains in effect after December, 2001.

Effective Date:

By: Forrest L. Ludsen, Vice President  
Customer Services

**SERVICE AVAILABILITY CHARGES**

**Allowance For Funds Prudently Invested (Con't)**

**ORANGE HILL/SUGAR CREEK**  
**Polk County**

**TRANSMISSION / DISTRIBUTION**

	1997	1998	1999	2000	2001
January	0.39	5.10	10.06	15.46	21.34
February	0.78	5.51	10.50	15.94	21.87
March	1.17	5.92	10.95	16.43	22.40
April	1.56	6.33	11.40	16.92	22.93
May	1.95	6.74	11.84	17.40	23.46
June	2.34	7.15	12.29	17.89	24.00
July	2.73	7.56	12.74	18.38	24.53
August	3.12	7.97	13.18	18.86	25.06
September	3.52	8.38	13.63	19.35	25.59
October	3.91	8.79	14.08	19.84	26.12
November	4.30	9.20	14.52	20.32	26.65
December	4.69	9.61	14.97	20.81	27.18

- Notes:**
1. The amounts indicated above are per LOT.
  2. The number of remaining LOTS is 35.
  3. If the number of remaining LOTS has not connected by December, 2001, the maximum charge of \$27.18 remains in effect after December, 2001.

Effective Date:

By:

**Forrest L. Ludsen, Vice President**  
**Finance and Administration**

SERVICE AVAILABILITY CHARGES

Allowance For Funds Prudently Invested (Con't)

PALMS MOBILE HOME PARK  
Lake County

TRANSMISSION / DISTRIBUTION

	1997	1998	1999	2000	2001
January	0.68	8.86	17.40	26.65	36.69
February	1.36	9.57	18.16	27.48	37.59
March	2.04	10.27	18.93	28.31	38.49
April	2.72	10.98	19.69	29.14	39.39
May	3.40	11.68	20.46	29.97	40.30
June	4.08	12.39	21.22	30.80	41.20
July	4.76	13.10	21.99	31.63	42.10
August	5.44	13.80	22.75	32.46	43.00
September	6.11	14.51	23.52	33.29	43.91
October	6.79	15.22	24.28	34.12	44.81
November	7.47	15.92	25.05	34.95	45.71
December	8.15	16.63	25.82	35.78	46.61

Notes:

1. The amounts indicated above are per LOT.
2. The number of remaining LOTS is 27.
3. If the number of remaining LOTS has not connected by December, 2001, the maximum charge of \$46.61 remains in effect after December, 2001.

Effective Date:

By:

Forrest L. Ludsen, Vice President  
Customer Services

SERVICE AVAILABILITY CHARGES

Allowance For Funds Prudently Invested (Con't)

PINE RIDGE ESTATES  
Osceola County

TREATMENT PLANT

	1997	1998	1999	2000	2001
January	0.32	4.21	8.25	12.63	17.36
February	0.65	4.55	8.62	13.02	17.79
March	0.97	4.88	8.98	13.41	18.22
April	1.29	5.22	9.34	13.80	18.64
May	1.62	5.55	9.70	14.19	19.07
June	1.94	5.88	10.06	14.59	19.49
July	2.26	6.22	10.43	14.98	19.92
August	2.59	6.55	10.79	15.37	20.34
September	2.91	6.89	11.15	15.76	20.77
October	3.23	7.22	11.51	16.16	21.19
November	3.55	7.56	11.87	16.55	21.62
December	3.88	7.89	12.23	16.94	22.04

- Notes:**
1. The amounts indicated above are per ERC (ERC = 585 gpd).
  2. The number of remaining ERC's is 584.
  3. If the number of remaining ERC's has not connected by December, 2001, the maximum charge of \$22.04 remains in effect after December, 2001.

Effective Date:

By: Forrest L. Ludsen, Vice President  
Customer Services

SERVICE AVAILABILITY CHARGES

Allowance For Funds Prudently Invested (Con't)

PINEY WOODS  
Lake County

TRANSMISSION / DISTRIBUTION

	1997	1998	1999	2000	2001
January	3.17	41.32	81.69	125.62	173.49
February	6.33	44.66	85.32	129.58	177.81
March	9.50	48.00	88.96	133.54	182.12
April	12.66	51.34	92.59	137.50	186.44
May	15.83	54.68	96.23	141.46	190.76
June	18.99	58.02	99.86	145.42	195.08
July	22.16	61.36	103.49	149.38	199.39
August	25.32	64.70	107.13	153.34	203.71
September	28.49	68.04	110.76	157.29	208.03
October	31.65	71.38	114.40	161.25	212.34
November	34.82	74.72	118.03	165.21	216.66
December	37.98	78.06	121.66	169.17	220.98

- Notes:
1. The amounts indicated above are per LOT.
  2. The number of remaining LOTS is 44.
  3. If the number of remaining LOTS has not connected by December, 2001, the maximum charge of \$220.98 remains in effect after December, 2001.

Effective Date:

By: Forrest L. Ludsen, Vice President  
Customer Services

SERVICE AVAILABILITY CHARGES

Allowance For Funds Prudently Invested (Con't)

POMONA PARK  
Putnam County

TRANSMISSION / DISTRIBUTION

	1997	1998	1999	2000	2001
January	0.94	12.26	24.11	37.01	51.10
February	1.88	13.24	25.17	38.18	52.37
March	2.82	14.22	26.24	39.34	53.64
April	3.76	15.20	27.31	40.51	54.91
May	4.70	16.18	28.38	41.67	56.18
June	5.64	17.16	29.44	42.84	57.45
July	6.58	18.14	30.51	44.00	58.73
August	7.52	19.12	31.58	45.16	60.00
September	8.46	20.10	32.65	46.33	61.27
October	9.40	21.08	33.71	47.49	62.54
November	10.34	22.06	34.78	48.66	63.81
December	11.28	23.04	35.85	49.82	65.08

- Notes:**
1. The amounts indicated above are per LOT.
  2. The number of remaining LOTS is 360.
  3. If the number of remaining LOTS has not connected by December, 2001, the maximum charge of \$65.08 remains in effect after December, 2001.

Effective Date:

By:

Forrest L. Ludsen, Vice President  
Customer Services

SERVICE AVAILABILITY CHARGES

Allowance For Funds Prudently Invested (Con't)

POSTMASTER VILLAGE  
Clay County

TRANSMISSION / DISTRIBUTION

	1997	1998	1999	2000	2001
January	7.14	93.20	184.48	284.03	392.70
February	14.27	100.75	192.72	293.02	402.52
March	21.41	108.30	200.95	302.01	412.34
April	28.55	115.85	209.18	310.99	422.15
May	35.69	123.40	217.42	319.98	431.97
June	42.82	130.95	225.65	328.97	441.79
July	49.96	138.50	233.88	337.95	451.60
August	57.10	146.05	242.12	346.94	461.42
September	64.23	153.60	250.35	355.93	471.24
October	71.37	161.15	258.58	364.91	481.06
November	78.51	168.70	266.82	373.90	490.87
December	85.65	176.25	275.05	382.88	500.69

- Notes:
1. The amounts indicated above are per LOT.
  2. The number of remaining LOTS is 180.
  3. If the number of remaining LOTS has not connected by December, 2001, the maximum charge of \$500.69 remains in effect after December, 2001.

Effective Date:

By: Forrest L. Ludsen, Vice President  
Customer Services

SERVICE AVAILABILITY CHARGES

Allowance For Funds Prudently Invested (Con't)

**RIVER GROVE**  
**Putnam County**

TREATMENT PLANT

	1997	1998	1999	2000	2001
January	0.58	7.47	14.38	21.75	29.63
February	1.15	8.05	14.99	22.40	30.32
March	1.73	8.62	15.60	23.06	31.02
April	2.30	9.19	16.21	23.71	31.72
May	2.88	9.76	16.82	24.36	32.42
June	3.45	10.34	17.44	25.01	33.12
July	4.03	10.91	18.05	25.66	33.82
August	4.60	11.48	18.66	26.32	34.52
September	5.18	12.05	19.27	26.97	35.21
October	5.75	12.63	19.88	27.62	35.91
November	6.33	13.20	20.49	28.27	36.61
December	6.90	13.77	21.10	28.93	37.31

- Notes:**
1. The amounts indicated above are per ERC (ERC = 472 gpd).
  2. The number of remaining ERC's is 279.
  3. If the number of remaining ERC's has not connected by December, 2001, the maximum charge of \$37.31 remains in effect after December, 2001.

Effective Date:

By:

Forrest L. Ludsen, Vice President  
Customer Services



SERVICE AVAILABILITY CHARGES

Allowance For Funds Prudently Invested (Con't)

**RIVER PARK**  
Putnam County

TREATMENT PLANT

	1997	1998	1999	2000	2001
January	0.32	4.14	8.12	12.43	17.13
February	0.64	4.47	8.47	12.82	17.56
March	0.95	4.80	8.83	13.21	17.98
April	1.27	5.13	9.19	13.60	18.40
May	1.59	5.46	9.54	13.99	18.83
June	1.91	5.79	9.90	14.38	19.25
July	2.22	6.11	10.26	14.77	19.67
August	2.54	6.44	10.62	15.16	20.10
September	2.86	6.77	10.97	15.54	20.52
October	3.18	7.10	11.33	15.93	20.94
November	3.49	7.43	11.69	16.32	21.37
December	3.81	7.76	12.05	16.71	21.79

- Notes:**
1. The amounts indicated above are per ERC (ERC = 213 gpd).
  2. The number of remaining ERC's is 242.
  3. If the number of remaining ERC's has not connected by December, 2001, the maximum charge of \$21.79 remains in effect after December, 2001.

Effective Date:

By:

Forrest L. Ludsen, Vice President  
Customer Services

**SERVICE AVAILABILITY CHARGES**

**Allowance For Funds Prudently Invested (Con't)**

**RIVER PARK**  
**Putnam County**

**TRANSMISSION / DISTRIBUTION**

	1997	1998	1999	2000	2001
January	1.86	24.29	47.90	73.71	101.95
February	3.72	26.24	50.03	76.05	104.51
March	5.58	28.19	52.17	78.38	107.06
April	7.45	30.15	54.30	80.71	109.62
May	9.31	32.10	56.44	83.05	112.17
June	11.17	34.05	58.57	85.38	114.73
July	13.03	36.00	60.70	87.72	117.29
August	14.89	37.96	62.84	90.05	119.84
September	16.75	39.91	64.97	92.39	122.40
October	18.61	41.86	67.11	94.72	124.95
November	20.48	43.81	69.24	97.06	127.51
December	22.34	45.77	71.38	99.39	130.07

- Notes:**
1. The amounts indicated above are per LOT.
  2. The number of remaining LOTS is 391.
  3. If the number of remaining LOTS has not connected by December, 2001, the maximum charge of \$130.07 remains in effect after December, 2001.

**Effective Date:**

**By:**

**Forrest L. Ludsen, Vice President**  
**Customer Services**

SERVICE AVAILABILITY CHARGES

Allowance For Funds Prudently Invested (Con't)

ROSEMONT/ROLLING GREEN  
Citrus County

TRANSMISSION / DISTRIBUTION

	1997	1998	1999	2000	2001
January	4.29	56.03	110.72	170.50	235.89
February	8.58	60.55	115.66	175.91	241.81
March	12.88	65.07	120.61	181.31	247.72
April	17.17	69.59	125.55	186.72	253.64
May	21.46	74.12	130.49	192.13	259.56
June	25.75	78.64	135.43	197.53	265.48
July	30.04	83.16	140.38	202.94	271.40
August	34.34	87.69	145.32	208.34	277.31
September	38.63	92.21	150.26	213.75	283.23
October	42.92	96.73	155.21	219.16	289.15
November	47.21	101.25	160.15	224.56	295.07
December	51.50	105.78	165.09	229.97	300.99

- Notes:
1. The amounts indicated above are per LOT.
  2. The number of remaining LOTS is 16.
  3. If the number of remaining LOTS has not connected by December, 2001, the maximum charge of \$300.99 remains in effect after December, 2001.

Effective Date:

By:

Forrest L. Lutsen, Vice President  
Customer Services

SERVICE AVAILABILITY CHARGES

Allowance For Funds Prudently Invested (Con't)

**SEABOARD**  
Hillsborough County

TRANSMISSION / DISTRIBUTION

	1997	1998	1999	2000	2001
January	2.14	27.90	54.57	83.54	115.05
February	4.28	30.11	56.97	86.15	117.89
March	6.42	32.31	59.37	88.76	120.73
April	8.56	34.52	61.76	91.36	123.56
May	10.70	36.73	64.16	93.97	126.40
June	12.85	38.93	66.56	96.58	129.24
July	14.99	41.14	68.95	99.18	132.08
August	17.13	43.35	71.35	101.79	134.91
September	19.27	45.55	73.75	104.39	137.75
October	21.41	47.76	76.14	107.00	140.59
November	23.55	49.97	78.54	109.61	143.43
December	25.69	52.18	80.94	112.21	146.26

- Notes:**
1. The amounts indicated above are per LOT.
  2. The number of remaining LOTS is 83.
  3. If the number of remaining LOTS has not connected by December, 2001, the maximum charge of \$146.26 remains in effect after December, 2001.

Effective Date:

By: Forrest L. Ludsen, Vice President  
Finance and Administration

SERVICE AVAILABILITY CHARGES

Allowance For Funds Prudently Invested (Con't)

SILVER LAKE OAKS  
Putnam County

TREATMENT PLANT

	1997	1998	1999	2000	2001
January	0.89	11.56	22.43	34.11	46.71
February	1.78	12.46	23.39	35.16	47.83
March	2.67	13.36	24.36	36.20	48.96
April	3.55	14.26	25.33	37.24	50.08
May	4.44	15.16	26.30	38.28	51.21
June	5.33	16.06	27.26	39.33	52.33
July	6.22	16.96	28.23	40.37	53.46
August	7.11	17.86	29.20	41.41	54.58
September	8.00	18.76	30.17	42.45	55.71
October	8.88	19.66	31.14	43.50	56.83
November	9.77	20.56	32.10	44.54	57.96
December	10.66	21.46	33.07	45.58	59.08

- Notes:**
1. The amounts indicated above are per ERC (ERC = 604 gpd).
  2. The number of remaining ERC's is 115.
  3. If the number of remaining ERC's has not connected by December, 2001, the maximum charge of \$59.08 remains in effect after December, 2001.

Effective Date:

By:

Forrest L. Ludsen, Vice President  
Customer Services

SERVICE AVAILABILITY CHARGES

Allowance For Funds Prudently Invested (Con't)

SILVER LAKE OAKS  
Putnam County

TRANSMISSION / DISTRIBUTION

	1997	1998	1999	2000	2001
January	0.91	11.85	23.37	35.96	49.72
February	1.82	12.81	24.41	37.10	50.96
March	2.73	13.76	25.45	38.23	52.21
April	3.63	14.71	26.49	39.37	53.45
May	4.54	15.66	27.54	40.51	54.70
June	5.45	16.62	28.58	41.65	55.95
July	6.36	17.57	29.62	42.78	57.19
August	7.27	18.52	30.66	43.92	58.44
September	8.18	19.47	31.70	45.06	59.68
October	9.09	20.43	32.74	46.20	60.93
November	9.99	21.38	33.78	47.34	62.17
December	10.90	22.33	34.82	48.47	63.42

- Notes:**
1. The amounts indicated above are per LOT.
  2. The number of remaining LOTS is 26.
  3. If the number of remaining LOTS has not connected by December, 2001, the maximum charge of \$63.42 remains in effect after December, 2001.

Effective Date:

By: Forrest L. Ludsen, Vice President  
Customer Services

**SERVICE AVAILABILITY CHARGES**

**Allowance For Funds Prudently Invested (Con't)**

**SPRING GARDENS**  
**Citrus County**

**TRANSMISSION / DISTRIBUTION**

	1997	1998	1999	2000	2001
January	0.88	11.50	22.54	34.46	47.36
February	1.76	12.41	23.53	35.53	48.51
March	2.65	13.33	24.51	36.60	49.67
April	3.53	14.24	25.50	37.66	50.82
May	4.41	15.16	26.49	38.73	51.98
June	5.29	16.07	27.47	39.80	53.14
July	6.17	16.98	28.46	40.86	54.29
August	7.06	17.90	29.45	41.93	55.45
September	7.94	18.81	30.43	43.00	56.60
October	8.82	19.72	31.42	44.07	57.76
November	9.70	20.64	32.41	45.13	58.92
December	10.59	21.55	33.39	46.20	60.07

- Notes:**
1. The amounts indicated above are per LOT.
  2. The number of remaining LOTS is 47.
  3. If the number of remaining LOTS has not connected by December, 2001, the maximum charge of \$60.07 remains in effect after December, 2001.

Effective Date:

By:

Forrest L. Ludsen, Vice President  
Customer Services

SERVICE AVAILABILITY CHARGES

Allowance For Funds Prudently Invested (Con't)

SPRING HILL  
Hernando County

TRANSMISSION / DISTRIBUTION

	1997	1998	1999	2000	2001
January	2.20	28.74	56.76	87.30	120.60
February	4.40	31.05	59.29	90.05	123.61
March	6.60	33.37	61.81	92.81	126.61
April	8.81	35.69	64.34	95.56	129.62
May	11.01	38.01	66.86	98.31	132.63
June	13.21	40.33	69.39	101.07	135.63
July	15.41	42.65	71.92	103.82	138.64
August	17.61	44.96	74.44	106.58	141.64
September	19.81	47.28	76.97	109.33	144.65
October	22.02	49.60	79.49	112.08	147.66
November	24.22	51.92	82.02	114.84	150.66
December	26.42	54.24	84.54	117.59	153.67

- Notes:**
1. The amounts indicated above are per LOT.
  2. The number of remaining LOTS is 9,042.
  3. If the number of remaining LOTS has not connected by December, 2001, the maximum charge of \$153.67 remains in effect after December, 2001.

Effective Date:

By: Forrest L. Ludsen, Vice President  
Finance and Administration



SERVICE AVAILABILITY CHARGES

Allowance For Funds Prudently Invested (Con't)

ST. JOHNS HIGHLANDS  
Putnam County

TRANSMISSION / DISTRIBUTION

	1997	1998	1999	2000	2001
January	0.64	8.37	16.48	25.31	34.94
February	1.28	9.04	17.21	26.11	35.80
March	1.92	9.71	17.94	26.90	36.67
April	2.57	10.38	18.67	27.70	37.54
May	3.21	11.05	19.40	28.50	38.41
June	3.85	11.72	20.13	29.29	39.28
July	4.49	12.40	20.86	30.09	40.14
August	5.13	13.07	21.59	30.88	41.01
September	5.77	13.74	22.33	31.68	41.88
October	6.41	14.41	23.06	32.48	42.75
November	7.06	15.08	23.79	33.27	43.62
December	7.70	15.75	24.52	34.07	44.49

- Notes:
1. The amounts indicated above are per LOT.
  2. The number of remaining LOTS is 33.
  3. If the number of remaining LOTS has not connected by December, 2001, the maximum charge of \$44.49 remains in effect after December, 2001.

Effective Date:

By:

Forrest L. Ludsen, Vice President  
Customer Services

**SERVICE AVAILABILITY CHARGES**

**Allowance For Funds Prudently Invested (Con't)**

**STONE MOUNTAIN**  
**Lake County**

**TRANSMISSION / DISTRIBUTION**

	1997	1998	1999	2000	2001
January	1.04	13.55	26.79	41.19	56.86
February	2.08	14.65	27.98	42.49	58.28
March	3.11	15.74	29.18	43.78	59.69
April	4.15	16.84	30.37	45.08	61.10
May	5.19	17.93	31.56	46.38	62.51
June	6.23	19.03	32.75	47.67	63.93
July	7.27	20.13	33.94	48.97	65.34
August	8.30	21.22	35.13	50.27	66.75
September	9.34	22.32	36.32	51.56	68.17
October	10.38	23.41	37.51	52.86	69.58
November	11.42	24.51	38.70	54.15	70.99
December	12.46	25.60	39.89	55.45	72.40

- Notes:**
1. The amounts indicated above are per LOT.
  2. The number of remaining LOTS is 14.
  3. If the number of remaining LOTS has not connected by December, 2001, the maximum charge of \$72.40 remains in effect after December, 2001.

Effective Date:

By: Forrest L. Ludsen, Vice President  
Customer Services

SERVICE AVAILABILITY CHARGES

Allowance For Funds Prudently Invested (Con't)

SUGAR MILL  
Volusia County

TRANSMISSION / DISTRIBUTION

	1997	1998	1999	2000	2001
January	5.27	68.75	135.24	207.53	286.24
February	10.54	74.25	141.22	214.04	293.34
March	15.81	79.75	147.20	220.55	300.43
April	21.08	85.25	153.18	227.06	307.53
May	26.35	90.75	159.16	233.57	314.62
June	31.63	96.25	165.14	240.09	321.72
July	36.90	101.75	171.12	246.60	328.81
August	42.17	107.25	177.10	253.11	335.91
September	47.44	112.75	183.08	259.62	343.00
October	52.71	118.25	189.06	266.13	350.10
November	57.98	123.75	195.04	272.64	357.19
December	63.25	129.26	201.02	279.15	364.29

- Notes:
1. The amounts indicated above are per LOT.
  2. The number of remaining LOTS is 3.
  3. If the number of remaining LOTS has not connected by December, 2001, the maximum charge of \$364.29 remains in effect after December, 2001.

Effective Date:

By: Forrest L. Ludsen, Vice President  
Customer Services

SERVICE AVAILABILITY CHARGES

Allowance For Funds Prudently Invested (Con't)

SUGARMILL WOODS  
Citrus County

TREATMENT PLANT

	1997	1998	1999	2000	2001
January	2.36	30.75	60.14	92.11	126.93
February	4.72	33.18	62.79	94.99	130.07
March	7.08	35.61	65.43	97.87	133.21
April	9.44	38.04	68.07	100.75	136.34
May	11.80	40.47	70.72	103.63	139.48
June	14.16	42.91	73.36	106.51	142.62
July	16.52	45.34	76.01	109.39	145.76
August	18.88	47.77	78.65	112.27	148.90
September	21.24	50.20	81.30	115.15	152.04
October	23.60	52.63	83.94	118.03	155.18
November	25.96	55.06	86.59	120.91	158.32
December	28.32	57.50	89.23	123.79	161.46

- Notes:**
1. The amounts indicated above are per ERC (ERC = 569 gpd).
  2. The number of remaining ERC's is 3,031.
  3. If the number of remaining ERC's has not connected by December, 2001, the maximum charge of \$161.46 remains in effect after December, 2001.

Effective Date:

By:

Forrest L. Ludsen, Vice President  
Customer Services

SERVICE AVAILABILITY CHARGES

Allowance For Funds Prudently Invested (Con't)

SUNNY HILLS  
Washington County

TRANSMISSION / DISTRIBUTION

	1997	1998	1999	2000	2001
January	3.75	48.96	96.65	148.79	205.85
February	7.50	52.91	100.96	153.51	211.02
March	11.25	56.85	105.27	158.23	216.18
April	15.01	60.79	109.59	162.95	221.35
May	18.76	64.74	113.90	167.66	226.51
June	22.51	68.68	118.21	172.38	231.68
July	26.26	72.62	122.52	177.10	236.84
August	30.01	76.57	126.83	181.82	242.01
September	33.76	80.51	131.14	186.53	247.18
October	37.52	84.45	135.45	191.25	252.34
November	41.27	88.40	139.76	195.97	257.51
December	45.02	92.34	144.08	200.69	262.67

- Notes:
1. The amounts indicated above are per LOT.
  2. The number of remaining LOTS is 4,220.
  3. If the number of remaining LOTS has not connected by December, 2001, the maximum charge of \$262.67 remains in effect after December, 2001.

Effective Date:

By: Forrest L. Ludsen, Vice President  
Customer Services

SERVICE AVAILABILITY CHARGES

Allowance For Funds Prudently Invested (Con't)

SUNSHINE PARKWAY  
Lake County

TREATMENT PLANT

	1997	1998	1999	2000	2001
January	1.05	13.68	26.51	40.19	54.81
February	2.10	14.74	27.65	41.41	56.11
March	3.15	15.81	28.78	42.62	57.41
April	4.21	16.87	29.91	43.83	58.70
May	5.26	17.93	31.05	45.04	60.00
June	6.31	19.00	32.18	46.25	61.30
July	7.36	20.06	33.31	47.46	62.59
August	8.41	21.12	34.45	48.67	63.89
September	9.46	22.19	35.58	49.88	65.19
October	10.51	23.25	36.72	51.10	66.48
November	11.56	24.31	37.85	52.31	67.78
December	12.62	25.38	38.98	53.52	69.08

- Notes:**
1. The amounts indicated above are per ERC (ERC = 3,015 gpd).
  2. The number of remaining ERC's is 1.
  3. If the number of remaining ERC's has not connected by December, 2001, the maximum charge of \$69.08 remains in effect after December, 2001.

Effective Date:

By:

Forrest L. Ludsen, Vice President  
Customer Services

SERVICE AVAILABILITY CHARGES

Allowance For Funds Prudently Invested (Con't)

TROPICAL PARK  
Osceola County

TRANSMISSION / DISTRIBUTION

	1997	1998	1999	2000	2001
January	7.56	98.79	196.75	303.93	421.30
February	15.11	106.89	205.61	313.64	431.94
March	22.67	114.99	214.47	323.34	442.57
April	30.23	123.09	223.33	333.05	453.20
May	37.79	131.19	232.20	342.75	463.83
June	45.34	139.29	241.06	352.45	474.46
July	52.90	147.39	249.92	362.16	485.09
August	60.46	155.49	258.78	371.86	495.73
September	68.02	163.58	267.64	381.56	506.36
October	75.57	171.68	276.51	391.27	516.99
November	83.13	179.78	285.37	400.97	527.62
December	90.69	187.88	294.23	410.67	538.25

- Notes:
1. The amounts indicated above are per LOT.
  2. The number of remaining LOTS is 125.
  3. If the number of remaining LOTS has not connected by December, 2001, the maximum charge of \$538.25 remains in effect after December, 2001.

Effective Date:

By: Forrest L. Ludsen, Vice President  
Customer Services

SERVICE AVAILABILITY CHARGES

Allowance For Funds Prudently Invested (Con't)

VALENCIA TERRACE  
Lake County

TRANSMISSION / DISTRIBUTION

	1997	1998	1999	2000	2001
January	0.95	12.38	23.94	36.37	49.74
February	1.90	13.34	24.97	37.47	50.93
March	2.86	14.30	26.00	38.58	52.13
April	3.81	15.25	27.03	39.69	53.32
May	4.76	16.21	28.06	40.80	54.51
June	5.71	17.17	29.09	41.90	55.71
July	6.66	18.13	30.12	43.01	56.90
August	7.61	19.08	31.14	44.12	58.09
September	8.57	20.04	32.17	45.22	59.29
October	9.52	21.00	33.20	46.33	60.48
November	10.47	21.96	34.23	47.44	61.67
December	11.42	22.91	35.26	48.54	62.87

- Notes:**
1. The amounts indicated above are per LOT.
  2. The number of remaining LOTS is 17.
  3. If the number of remaining LOTS has not connected by December, 2001, the maximum charge of \$62.87 remains in effect after December, 2001.

Effective Date:

By:

Forrest L. Ludsen, Vice President  
Customer Services



SERVICE AVAILABILITY CHARGES

Allowance For Funds Prudently Invested (Con't)

**VALRICO HILLS**  
Hillsborough County

TRANSMISSION / DISTRIBUTION

	1997	1998	1999	2000	2001
January	0.33	4.30	8.49	13.08	18.11
February	0.66	4.64	8.87	13.50	18.56
March	0.99	4.99	9.25	13.91	19.02
April	1.32	5.34	9.63	14.33	19.47
May	1.65	5.68	10.01	14.74	19.93
June	1.97	6.03	10.39	15.16	20.38
July	2.30	6.38	10.77	15.58	20.84
August	2.63	6.72	11.15	15.99	21.30
September	2.96	7.07	11.53	16.41	21.75
October	3.29	7.42	11.91	16.82	22.21
November	3.62	7.77	12.29	17.24	22.66
December	3.95	8.11	12.67	17.65	23.12

- Notes:**
1. The amounts indicated above are per LOT.
  2. The number of remaining LOTS is 2.
  3. If the number of remaining LOTS has not connected by December, 2001, the maximum charge of \$23.12 remains in effect after December, 2001.

Effective Date:

By: Forrest L. Ludsen, Vice President  
Finance and Administration

SERVICE AVAILABILITY CHARGES

Allowance For Funds Prudently Invested (Con't)

VENETIAN VILLAGE  
Lake County

TRANSMISSION / DISTRIBUTION

	1997	1998	1999	2000	2001
January	0.18	2.34	4.61	7.09	9.78
February	0.36	2.53	4.82	7.31	10.03
March	0.54	2.71	5.02	7.53	10.27
April	0.72	2.90	5.23	7.76	10.51
May	0.90	3.09	5.43	7.98	10.76
June	1.08	3.28	5.64	8.20	11.00
July	1.25	3.47	5.84	8.42	11.24
August	1.43	3.65	6.04	8.65	11.49
September	1.61	3.84	6.25	8.87	11.73
October	1.79	4.03	6.45	9.09	11.97
November	1.97	4.22	6.66	9.32	12.22
December	2.15	4.41	6.86	9.54	12.46

- Notes:
1. The amounts indicated above are per LOT.
  2. The number of remaining LOTS is 78.
  3. If the number of remaining LOTS has not connected by December, 2001, the maximum charge of \$12.46 remains in effect after December, 2001.

Effective Date:

By:

Forrest L. Ludsen, Vice President  
Customer Services

SERVICE AVAILABILITY CHARGES

Allowance For Funds Prudently Invested (Con't)

WELAKA/SARATOGA HARBOUR  
Putnam County

TRANSMISSION / DISTRIBUTION

	1997	1998	1999	2000	2001
January	1.25	16.26	31.97	42.57	42.57
February	2.49	17.56	33.39	42.57	42.57
March	3.74	18.86	34.81	42.57	42.57
April	4.99	20.16	36.22	42.57	42.57
May	6.23	21.46	37.64	42.57	42.57
June	7.48	22.76	39.06	42.57	42.57
July	8.72	24.06	40.48	42.57	42.57
August	9.97	25.36	41.89	42.57	42.57
September	11.22	26.66	42.57	42.57	42.57
October	12.46	27.96	42.57	42.57	42.57
November	13.71	29.26	42.57	42.57	42.57
December	14.96	30.56	42.57	42.57	42.57

- Notes:
1. The amounts indicated above are per LOT.
  2. The number of remaining LOTS is 114.
  3. If the number of remaining LOTS has not connected by December, 2001, the maximum charge of \$42.57 remains in effect after December, 2001.

Effective Date:

By: Forrest L. Ludsen, Vice President  
Customer Services

SERVICE AVAILABILITY CHARGES

Allowance For Funds Prudently Invested (Con't)

WOOTENS  
Putnam County

TRANSMISSION / DISTRIBUTION

	1997	1998	1999	2000	2001
January	0.40	5.21	10.31	15.87	21.92
February	0.80	5.63	10.77	16.37	22.47
March	1.20	6.05	11.23	16.87	23.01
April	1.60	6.48	11.69	17.37	23.56
May	1.99	6.90	12.15	17.87	24.10
June	2.39	7.32	12.61	18.37	24.65
July	2.79	7.74	13.07	18.87	25.20
August	3.19	8.17	13.53	19.37	25.74
September	3.59	8.59	13.99	19.87	26.29
October	3.99	9.01	14.45	20.37	26.83
November	4.39	9.43	14.91	20.87	27.38
December	4.79	9.85	15.37	21.38	27.92

- Notes:
1. The amounts indicated above are per LOT.
  2. The number of remaining LOTS is 25.
  3. If the number of remaining LOTS has not connected by December, 2001, the maximum charge of \$27.92 remains in effect after December, 2001.

Effective Date:

By:

Forrest L. Ludsen, Vice President  
Customer Services

SERVICE AVAILABILITY CHARGES

Allowance For Funds Prudently Invested (Con't)

ZEPHYR SHORES  
Pasco County

TRANSMISSION / DISTRIBUTION

	1997	1998	1999	2000	2001
January	0.70	9.10	17.98	27.65	38.20
February	1.39	9.83	18.78	28.52	39.15
March	2.09	10.57	19.58	29.39	40.10
April	2.79	11.30	20.38	30.27	41.06
May	3.48	12.03	21.18	31.14	42.01
June	4.18	12.77	21.98	32.01	42.96
July	4.88	13.50	22.78	32.88	43.91
August	5.57	14.24	23.58	33.76	44.86
September	6.27	14.97	24.38	34.63	45.82
October	6.97	15.71	25.18	35.50	46.77
November	7.66	16.44	25.98	36.37	47.72
December	8.36	17.18	26.78	37.25	48.67

- Notes:
1. The amounts indicated above are per LOT.
  2. The number of remaining LOTS is 94.
  3. If the number of remaining LOTS has not connected by December, 2001, the maximum charge of \$48.67 remains in effect after December, 2001.

Effective Date:

By:

Forrest L. Ludsen, Vice President  
Customer Services

THIS PAGE INTENTIONALLY LEFT BLANK

SERVICE AVAILABILITY CHARGES

Allowance For Funds Prudently Invested (Con't)

AMELIA ISLAND  
Nassau County

COLLECTION SYSTEM

	1997	1998	1999	2000	2001
January	17.80	231.89	452.68	690.98	927.48
February	35.60	250.17	472.41	712.31	927.48
March	53.40	268.44	492.14	733.63	927.48
April	71.20	286.72	511.86	754.95	927.48
May	89.00	305.00	531.59	776.27	927.48
June	106.80	323.28	551.31	797.59	927.48
July	124.60	341.56	571.04	818.91	927.48
August	142.40	359.84	590.76	840.23	927.48
September	160.21	378.12	610.49	861.55	927.48
October	178.01	396.40	630.21	882.87	927.48
November	195.81	414.68	649.94	904.19	927.48
December	213.61	432.96	669.66	925.51	927.48

- Notes:**
1. The amounts indicated above are per LOT.
  2. The number of remaining LOTS is 155.
  3. If the number of remaining LOTS has not connected by December, 2001, the maximum charge of \$927.48 remains in effect after December, 2001.

Effective Date:

By: Forrest L. Ludsen, Vice President  
Customer Services

SERVICE AVAILABILITY CHARGES

Allowance For Funds Prudently Invested (Con't)

APACHE SHORES  
Citrus County

TREATMENT AND DISPOSAL

	1997	1998	1999	2000	2001
January	4.89	63.73	124.16	189.55	260.40
February	9.79	68.73	129.57	195.41	266.76
March	14.68	73.73	134.99	201.27	273.12
April	19.57	78.73	140.40	207.14	279.48
May	24.47	83.74	145.81	213.00	285.84
June	29.36	88.74	151.22	218.86	292.20
July	34.26	93.74	156.63	224.72	298.56
August	39.15	98.74	162.04	230.59	304.92
September	44.04	103.75	167.45	236.45	311.28
October	48.94	108.75	172.86	242.31	317.64
November	53.83	113.75	178.28	248.17	324.00
December	58.72	118.75	183.69	254.04	330.36

- Notes:**
1. The amounts indicated above are per ERC (ERC = 75 gpd).
  2. The number of remaining ERC's is 67.
  3. If the number of remaining ERC's has not connected by December, 2001, the maximum charge of \$330.36 remains in effect after December, 2001.

Effective Date:

By: Forrest L. Ludsen, Vice President  
Customer Services



SERVICE AVAILABILITY CHARGES

Allowance For Funds Prudently Invested (Con't)

APACHE SHORES  
Citrus County

COLLECTION SYSTEM

	1997	1998	1999	2000	2001
January	3.97	51.75	100.80	153.86	211.32
February	7.95	55.81	105.19	158.61	216.48
March	11.92	59.87	109.58	163.37	221.64
April	15.90	63.93	113.97	168.12	226.80
May	19.87	67.99	118.36	172.88	231.95
June	23.85	72.05	122.76	177.63	237.11
July	27.82	76.11	127.15	182.39	242.27
August	31.79	80.17	131.54	187.14	247.43
September	35.77	84.23	135.93	191.90	252.59
October	39.74	88.29	140.32	196.65	257.74
November	43.72	92.35	144.71	201.41	262.90
December	47.69	96.41	149.10	206.17	268.06

- Notes:**
1. The amounts indicated above are per LOT.
  2. The number of remaining LOTS is 79.
  3. If the number of remaining LOTS has not connected by December, 2001, the maximum charge of \$268.06 remains in effect after December, 2001.

Effective Date:

By: Forrest L. Ludsen, Vice President  
Customer Services

SERVICE AVAILABILITY CHARGES

Allowance For Funds Prudently Invested (Con't)

**BEECHER'S POINT**  
Putnam County

TREATMENT AND DISPOSAL

	1997	1998	1999	2000	2001
January	5.39	70.26	137.22	209.47	287.56
February	10.79	75.80	143.20	215.94	294.56
March	16.18	81.34	149.18	222.40	301.55
April	21.57	86.89	155.16	228.86	308.55
May	26.96	92.43	161.14	235.33	315.54
June	32.36	97.97	167.12	241.79	322.54
July	37.75	103.52	173.10	248.25	329.54
August	43.14	109.06	179.09	254.72	336.53
September	48.53	114.61	185.07	261.18	343.53
October	53.93	120.15	191.05	267.64	350.52
November	59.32	125.69	197.03	274.11	357.52
December	64.71	131.24	203.01	280.57	364.51

- Notes:**
1. The amounts indicated above are per ERC (ERC = 147 gpd).
  2. The number of remaining ERC's is 46.
  3. If the number of remaining ERC's has not connected by December, 2001, the maximum charge of \$364.51 remains in effect after December, 2001.

Effective Date:

By:

Forrest L. Ludsen, Vice President  
Customer Services

SERVICE AVAILABILITY CHARGES

Allowance For Funds Prudently Invested (Con't)

BEECHER'S POINT  
Putnam County

COLLECTION SYSTEM

	1997	1998	1999	2000	2001
January	9.69	126.33	247.57	378.82	521.09
February	19.38	136.36	258.43	390.59	533.86
March	29.07	146.40	269.30	402.36	546.64
April	38.76	156.43	280.16	414.13	559.42
May	48.45	166.47	291.02	425.91	572.20
June	58.15	176.50	301.88	437.68	584.97
July	67.84	186.54	312.74	449.45	597.75
August	77.53	196.57	323.60	461.22	610.53
September	87.22	206.61	334.46	472.99	623.30
October	96.91	216.64	345.32	484.77	636.08
November	106.60	226.68	356.18	496.54	648.86
December	116.29	236.71	367.05	508.31	661.63

- Notes:
1. The amounts indicated above are per LOT.
  2. The number of remaining LOTS is 16.
  3. If the number of remaining LOTS has not connected by December, 2001, the maximum charge of \$661.63 remains in effect after December, 2001.

Effective Date:

By: Forrest L. Ludsen, Vice President  
Customer Services

SERVICE AVAILABILITY CHARGES

Allowance For Funds Prudently Invested (Con't)

BUENAVENTURA LAKES

Osceola County

TREATMENT AND DISPOSAL

	1997	1998	1999	2000	2001
January	11.44	148.98	290.35	442.56	606.70
February	22.88	160.68	302.96	456.14	621.37
March	34.32	172.39	315.56	469.73	636.05
April	45.76	184.10	328.16	483.32	650.72
May	57.20	195.81	340.76	496.91	665.40
June	68.64	207.51	353.36	510.49	680.08
July	80.07	219.22	365.96	524.08	694.75
August	91.51	230.93	378.56	537.67	709.43
September	102.95	242.63	391.16	551.26	724.10
October	114.39	254.34	403.77	564.84	738.78
November	125.83	266.05	416.37	578.43	753.46
December	137.27	277.75	428.97	592.02	768.13

Notes:

1. The amounts indicated above are per ERC (ERC = 204 gpd).
2. The number of remaining ERC's is 908.
3. If the number of remaining ERC's has not connected by December, 2001, the maximum charge of \$768.13 remains in effect after December, 2001.

Effective Date:

By:

Forrest L. Ludsen, Vice President  
Customer Services

SERVICE AVAILABILITY CHARGES

Allowance For Funds Prudently Invested (Con't)

**BURNT STORE**  
Charlotte/Lee County

TREATMENT AND DISPOSAL

	1997	1998	1999	2000	2001
January	6.83	88.81	171.71	261.08	357.58
February	13.66	95.67	179.11	269.07	366.22
March	20.49	102.54	186.51	277.06	374.86
April	27.31	109.40	193.91	285.04	383.50
May	34.14	116.26	201.31	293.03	392.13
June	40.97	123.13	208.70	301.02	400.77
July	47.80	129.99	216.10	309.01	409.41
August	54.63	136.86	223.50	316.99	418.05
September	61.46	143.72	230.90	324.98	426.69
October	68.29	150.58	238.30	332.97	435.32
November	75.11	157.45	245.70	340.96	443.96
December	81.94	164.31	253.09	348.95	452.60

- Notes:**
1. The amounts indicated above are per ERC (ERC = 203 gpd).
  2. The number of remaining ERC's is 172.
  3. If the number of remaining ERC's has not connected by December, 2001, the maximum charge of \$452.60 remains in effect after December, 2001.

Effective Date:

By: Forrest L. Ludsen, Vice President  
Customer Services

SERVICE AVAILABILITY CHARGES

Allowance For Funds Prudently Invested (Con't)

**BURNT STORE**  
Charlotte/Lee County

COLLECTION SYSTEM

	1997	1998	1999	2000	2001
January	8.07	105.25	206.55	317.48	439.04
February	16.15	113.63	215.72	327.53	450.05
March	24.22	122.00	224.89	337.57	461.07
April	32.29	130.38	234.06	347.62	472.09
May	40.36	138.75	243.23	357.67	483.11
June	48.44	147.13	252.40	367.72	494.13
July	56.51	155.50	261.57	377.77	505.14
August	64.58	163.88	270.74	387.82	516.16
September	72.66	172.25	279.91	397.87	527.18
October	80.73	180.63	289.08	407.92	538.20
November	88.80	189.00	298.26	417.97	549.22
December	96.88	197.37	307.43	428.02	560.23

- Notes:**
1. The amounts indicated above are per LOT.
  2. The number of remaining LOTS is 3,895.
  3. If the number of remaining LOTS has not connected by December, 2001, the maximum charge of \$560.23 remains in effect after December, 2001.

Effective Date:

By:

Forrest L. Ludsen, Vice President  
Customer Services

SERVICE AVAILABILITY CHARGES

Allowance For Funds Prudently Invested (Con't)

**CHULUOTA**  
Seminole County

TREATMENT AND DISPOSAL

	1997	1998	1999	2000	2001
January	750.00	750.00	750.00	750.00	750.00
February	750.00	750.00	750.00	750.00	750.00
March	750.00	750.00	750.00	750.00	750.00
April	750.00	750.00	750.00	750.00	750.00
May	750.00	750.00	750.00	750.00	750.00
June	750.00	750.00	750.00	750.00	750.00
July	750.00	750.00	750.00	750.00	750.00
August	750.00	750.00	750.00	750.00	750.00
September	750.00	750.00	750.00	750.00	750.00
October	750.00	750.00	750.00	750.00	750.00
November	750.00	750.00	750.00	750.00	750.00
December	750.00	750.00	750.00	750.00	750.00

- Notes:**
1. The amounts indicated above are per ERC.
  2. The number of remaining ERC's is 244 - as of 4/1/90.
  3. If the number of remaining ERC's has not connected by December, 2001, the maximum charge of \$750.00 remains in effect after December, 2001.

Effective Date:

By: Forrest L. Ludsen, Vice President  
Customer Services

SERVICE AVAILABILITY CHARGES

Allowance For Funds Prudently Invested (Con't)

**CHULUOTA**  
Seminole County

COLLECTION SYSTEM

	1997	1998	1999	2000	2001
January	95.33	750.00	750.00	750.00	750.00
February	190.66	750.00	750.00	750.00	750.00
March	285.99	750.00	750.00	750.00	750.00
April	381.33	750.00	750.00	750.00	750.00
May	476.66	750.00	750.00	750.00	750.00
June	571.99	750.00	750.00	750.00	750.00
July	667.32	750.00	750.00	750.00	750.00
August	750.00	750.00	750.00	750.00	750.00
September	750.00	750.00	750.00	750.00	750.00
October	750.00	750.00	750.00	750.00	750.00
November	750.00	750.00	750.00	750.00	750.00
December	750.00	750.00	750.00	750.00	750.00

- Notes:**
1. The amounts indicated above are per LOT.
  2. The number of remaining LOTS is 19.
  3. If the number of remaining LOTS has not connected by December, 2001, the maximum charge of \$750.00 remains in effect after December, 2001.

Effective Date:

By:

Forrest L. Ludsen, Vice President  
Customer Services



SERVICE AVAILABILITY CHARGES

Allowance For Funds Prudently Invested (Con't)

CITRUS SPRINGS  
Citrus County

COLLECTION SYSTEM

	1997	1998	1999	2000	2001
January	11.51	150.09	294.26	450.89	621.27
February	23.03	162.02	307.22	464.99	636.62
March	34.54	173.95	320.18	479.08	651.97
April	46.05	185.88	333.13	493.18	667.32
May	57.57	197.81	346.09	507.27	682.66
June	69.08	209.73	359.05	521.36	698.01
July	80.60	221.66	372.01	535.46	713.36
August	92.11	233.59	384.97	549.55	728.71
September	103.62	245.52	397.92	563.65	744.05
October	115.14	257.45	410.88	577.74	759.40
November	126.65	269.37	423.84	591.83	774.75
December	138.16	281.30	436.80	605.93	790.10

- Notes:
1. The amounts indicated above are per LOT.
  2. The number of remaining LOTS is 397.
  3. If the number of remaining LOTS has not connected by December, 2001, the maximum charge of \$790.10 remains in effect after December, 2001.

Effective Date:

By: Forrest L. Ludsen, Vice President  
Customer Services

SERVICE AVAILABILITY CHARGES

Allowance For Funds Prudently Invested (Con't)

DEEP CREEK  
Charlotte County

COLLECTION SYSTEM

	1997	1998	1999	2000	2001
January	2.96	38.50	73.97	113.41	157.24
February	5.93	41.42	77.22	117.03	161.26
March	8.89	44.35	80.48	120.65	165.28
April	11.86	47.28	83.74	124.27	169.30
May	14.82	50.21	86.99	127.89	173.32
June	17.78	53.14	90.25	131.51	177.34
July	20.75	56.07	93.51	135.13	181.35
August	23.71	59.00	96.76	138.75	185.37
September	26.68	61.92	100.02	142.36	189.39
October	29.64	64.85	103.28	145.98	193.41
November	32.60	67.78	106.53	149.60	197.43
December	35.57	70.71	109.79	153.22	201.45

- Notes:**
1. The amounts indicated above are per LOT.
  2. The number of remaining LOTS is 3,708.
  3. If the number of remaining LOTS has not connected by December, 2001, the maximum charge of \$201.45 remains in effect after December, 2001.

Effective Date:

By:

Forrest L. Ludsen, Vice President  
Customer Services

SERVICE AVAILABILITY CHARGES

Allowance For Funds Prudently Invested (Con't)

ENTERPRISE  
Volusia County

COLLECTION SYSTEM

	1997	1998	1999	2000	2001
January	2.64	34.29	65.78	99.07	134.36
February	5.28	36.90	68.54	101.99	137.47
March	7.92	39.51	71.30	104.92	140.57
April	10.56	42.13	74.06	107.85	143.68
May	13.20	44.74	76.82	110.77	146.79
June	15.84	47.35	79.58	113.70	149.90
July	18.48	49.96	82.34	116.62	153.00
August	21.12	52.57	85.10	119.55	156.11
September	23.76	55.18	87.86	122.47	159.22
October	26.40	57.79	90.62	125.40	162.33
November	29.04	60.40	93.38	128.32	165.43
December	31.68	63.01	96.14	131.25	168.54

- Notes:
1. The amounts indicated above are per LOT.
  2. The number of remaining LOTS is 47.
  3. If the number of remaining LOTS has not connected by Decemer, 2001, the maximum charge of \$168.54 remains in effect after December, 2001.

Effective Date:

By: Forrest L. Ludsen, Vice President  
Customer Services

SERVICE AVAILABILITY CHARGES

Allowance For Funds Prudently Invested (Con't)

FISHERMAN'S HAVEN  
Martin County

TREATMENT AND DISPOSAL

	1997	1998	1999	2000	2001
January	14.14	184.12	358.98	547.51	751.15
February	28.27	198.60	374.58	564.37	769.38
March	42.41	213.08	390.19	581.22	787.61
April	56.55	227.55	405.80	598.08	805.84
May	70.69	242.03	421.41	614.93	824.07
June	84.82	256.51	437.01	631.79	842.30
July	98.96	270.98	452.62	648.64	860.53
August	113.10	285.46	468.23	665.50	878.77
September	127.24	299.94	483.84	682.35	897.00
October	141.37	314.42	499.44	699.21	915.23
November	155.51	328.89	515.05	716.06	933.46
December	169.65	343.37	530.66	732.92	951.69

- Notes:**
1. The amounts indicated above are per ERC (ERC = 84 gpd).
  2. The number of remaining ERC's is 60.
  3. If the number of remaining ERC's has not connected by December, 2001, the maximum charge of \$951.69 remains in effect after December, 2001.

Effective Date:

By: Forrest L. Lutsen, Vice President  
Customer Services

SERVICE AVAILABILITY CHARGES

Allowance For Funds Prudently Invested (Con't)

FLORIDA CENTRAL COMMERCE PARK  
Seminole County

TREATMENT AND DISPOSAL

	1997	1998	1999	2000	2001
January	750.00	750.00	750.00	750.00	750.00
February	750.00	750.00	750.00	750.00	750.00
March	750.00	750.00	750.00	750.00	750.00
April	750.00	750.00	750.00	750.00	750.00
May	750.00	750.00	750.00	750.00	750.00
June	750.00	750.00	750.00	750.00	750.00
July	750.00	750.00	750.00	750.00	750.00
August	750.00	750.00	750.00	750.00	750.00
September	750.00	750.00	750.00	750.00	750.00
October	750.00	750.00	750.00	750.00	750.00
November	750.00	750.00	750.00	750.00	750.00
December	750.00	750.00	750.00	750.00	750.00

- Notes:**
1. The amounts indicated above are per ERC (ERC = 195 gpd) - as of 1/1/92.
  2. The number of remaining ERC's is 203 - as of 1/1/92.
  3. If the number of remaining ERC's has not connected by December, 2001, the maximum charge of \$750.00 remains in effect after December, 2001.

Effective Date:

By:

Forrest L. Ludsen, Vice President  
Customer Services

SERVICE AVAILABILITY CHARGES

Allowance For Funds Prudently Invested (Con't)

FLORIDA CENTRAL COMMERCE PARK  
Seminole County

COLLECTION SYSTEM

	1997	1998	1999	2000	2001
January	750.00	750.00	750.00	750.00	750.00
February	750.00	750.00	750.00	750.00	750.00
March	750.00	750.00	750.00	750.00	750.00
April	750.00	750.00	750.00	750.00	750.00
May	750.00	750.00	750.00	750.00	750.00
June	750.00	750.00	750.00	750.00	750.00
July	750.00	750.00	750.00	750.00	750.00
August	750.00	750.00	750.00	750.00	750.00
September	750.00	750.00	750.00	750.00	750.00
October	750.00	750.00	750.00	750.00	750.00
November	750.00	750.00	750.00	750.00	750.00
December	750.00	750.00	750.00	750.00	750.00

- Notes:
1. The amounts indicated above are per LOT.
  2. The number of remaining LOTS is 219 (as of 1/1/92).
  3. If the number of remaining LOTS has not connected by December, 2001, the maximum charge of \$750.00 remains in effect after December, 2001.

Effective Date:

By:

Forrest L. Lutsen, Vice President  
Customer Services

SERVICE AVAILABILITY CHARGES

Allowance For Funds Prudently Invested (Con't)

HOLIDAY HAVEN  
Lake County

TREATMENT AND DISPOSAL

	1997	1998	1999	2000	2001
January	61.52	801.34	1,401.13	1,401.13	1,401.13
February	123.05	864.40	1,401.13	1,401.13	1,401.13
March	184.57	927.46	1,401.13	1,401.13	1,401.13
April	246.09	990.53	1,401.13	1,401.13	1,401.13
May	307.62	1,053.59	1,401.13	1,401.13	1,401.13
June	369.14	1,116.65	1,401.13	1,401.13	1,401.13
July	430.66	1,179.72	1,401.13	1,401.13	1,401.13
August	492.18	1,242.78	1,401.13	1,401.13	1,401.13
September	553.71	1,305.84	1,401.13	1,401.13	1,401.13
October	615.23	1,368.90	1,401.13	1,401.13	1,401.13
November	676.75	1,401.13	1,401.13	1,401.13	1,401.13
December	738.28	1,401.13	1,401.13	1,401.13	1,401.13

- Notes:**
1. The amounts indicated above are per ERC (ERC = 154 gpd).
  2. The number of remaining ERC's is 41.
  3. If the number of remaining ERC's has not connected by December, 2001, the maximum charge of \$1,401.13 remains in effect after December, 2001.

Effective Date:

By:

Forrest L. Ludsen, Vice President  
Customer Services

SERVICE AVAILABILITY CHARGES

Allowance For Funds Prudently Invested (Con't)

HOLIDAY HAVEN  
Lake County

COLLECTION SYSTEM

	1997	1998	1999	2000	2001
January	1.43	18.72	36.88	56.53	77.83
February	2.87	20.22	38.50	58.29	79.74
March	4.30	21.73	40.13	60.05	81.65
April	5.74	23.23	41.75	61.81	83.57
May	7.17	24.73	43.38	63.58	85.48
June	8.61	26.23	45.01	65.34	87.39
July	10.04	27.74	46.63	67.10	89.31
August	11.48	29.24	48.26	68.86	91.22
September	12.91	30.74	49.88	70.63	93.13
October	14.35	32.24	51.51	72.39	95.05
November	15.78	33.75	53.14	74.15	96.96
December	17.22	35.25	54.76	75.91	98.87

- Notes:
1. The amounts indicated above are per LOT.
  2. The number of remaining LOTS is 64.
  3. If the number of remaining LOTS has not connected by December, 2001, the maximum charge of \$98.87 remains in effect after December, 2001.

Effective Date:

By: Forrest L. Ludsen, Vice President  
Customer Services



SERVICE AVAILABILITY CHARGES

Allowance For Funds Prudently Invested (Con't)

LAKE GIBSON ESTATES

Polk County

COLLECTION SYSTEM

	1997	1998	1999	2000	2001
January	8.64	113.11	228.03	356.64	500.38
February	17.27	122.59	238.64	368.51	513.62
March	25.91	132.07	249.25	380.37	526.86
April	34.54	141.56	259.87	392.23	540.10
May	43.18	151.04	270.48	404.10	553.35
June	51.81	160.52	281.10	415.96	566.59
July	60.45	170.00	291.71	427.82	579.83
August	69.08	179.48	302.32	439.69	593.07
September	77.72	188.97	312.94	451.55	606.31
October	86.36	198.45	323.55	463.41	619.55
November	94.99	207.93	334.17	475.28	632.79
December	103.63	217.41	344.78	487.14	646.03

Notes:

1. The amounts indicated above are per LOT.
2. The number of remaining LOTS is 41.
3. If the number of remaining LOTS has not connected by December, 2001, the maximum charge of \$646.03 remains in effect after December, 2001.

Effective Date:

By:

Forrest L. Lutsen, Vice President  
Finance and Administration

SERVICE AVAILABILITY CHARGES

Allowance For Funds Prudently Invested (Con't)

LEISURE LAKES (COVERED BRIDGE)  
Highlands County

COLLECTION SYSTEM

	1997	1998	1999	2000	2001
January	3.92	51.08	99.67	152.00	208.43
February	7.84	55.10	104.01	156.67	213.48
March	11.76	59.13	108.34	161.34	218.53
April	15.69	63.15	112.67	166.01	223.57
May	19.61	67.18	117.00	170.68	228.62
June	23.53	71.20	121.33	175.36	233.67
July	27.45	75.22	125.67	180.03	238.71
August	31.37	79.25	130.00	184.70	243.76
September	35.29	83.27	134.33	189.37	248.81
October	39.21	87.30	138.66	194.04	253.85
November	43.14	91.32	142.99	198.72	258.90
December	47.06	95.34	147.33	203.39	263.95

- Notes:**
1. The amounts indicated above are per LOT.
  2. The number of remaining LOTS is 148.
  3. If the number of remaining LOTS has not connected by December, 2001, the maximum charge of \$263.95 remains in effect after December, 2001.

Effective Date:

By:

Forrest L. Ludsen, Vice President  
Customer Services

SERVICE AVAILABILITY CHARGES

Allowance For Funds Prudently Invested (Con't)

MARCO ISLAND  
Collier County

TREATMENT AND DISPOSAL

	1997	1998	1999	2000	2001
January	1,392.71	1,500.00	1,500.00	1,500.00	1,500.00
February	1,428.89	1,500.00	1,500.00	1,500.00	1,500.00
March	1,465.07	1,500.00	1,500.00	1,500.00	1,500.00
April	1,500.00	1,500.00	1,500.00	1,500.00	1,500.00
May	1,500.00	1,500.00	1,500.00	1,500.00	1,500.00
June	1,500.00	1,500.00	1,500.00	1,500.00	1,500.00
July	1,500.00	1,500.00	1,500.00	1,500.00	1,500.00
August	1,500.00	1,500.00	1,500.00	1,500.00	1,500.00
September	1,500.00	1,500.00	1,500.00	1,500.00	1,500.00
October	1,500.00	1,500.00	1,500.00	1,500.00	1,500.00
November	1,500.00	1,500.00	1,500.00	1,500.00	1,500.00
December	1,500.00	1,500.00	1,500.00	1,500.00	1,500.00

- Notes:**
1. The amounts indicated above are per ERC (ERC = 414 gpd) - as of 7/1/93.
  2. The number of remaining ERC's is 1,476 - as of 7/1/93.
  3. If the number of remaining ERC's has not connected by December, 2001, the maximum charge of \$1,500.00 remains in effect after December, 2001.

Effective Date:

By: Forrest L. Ludsen, Vice President  
Customer Services

SERVICE AVAILABILITY CHARGES

Allowance For Funds Prudently Invested (Con't)

MARCO SHORES  
Collier County

COLLECTION SYSTEM

	1997	1998	1999	2000	2001
January	2.07	26.85	51.65	77.96	105.91
February	4.13	28.90	53.83	80.27	108.37
March	6.20	30.96	56.01	82.59	110.84
April	8.26	33.02	58.20	84.91	113.31
May	10.33	35.08	60.38	87.22	115.78
June	12.40	37.13	62.56	89.54	118.24
July	14.46	39.19	64.74	91.86	120.71
August	16.53	41.25	66.92	94.17	123.18
September	18.59	43.30	69.10	96.49	125.64
October	20.66	45.36	71.28	98.81	128.11
November	22.72	47.42	73.46	101.12	130.58
December	24.79	49.47	75.64	103.44	133.05

- Notes:
1. The amounts indicated above are per LOT.
  2. The number of remaining LOTS is 84.
  3. If the number of remaining LOTS has not connected by December, 2001, the maximum charge of \$133.05 remains in effect after December, 2001.

Effective Date:

By:

Forrest L. Ludsen, Vice President  
Customer Services

SERVICE AVAILABILITY CHARGES

Allowance For Funds Prudently Invested (Con't)

MARION OAKS  
Marion County

TREATMENT AND DISPOSAL

	1997	1998	1999	2000	2001
January	9.17	119.44	232.39	354.06	397.05
February	18.35	128.79	242.46	364.93	397.05
March	27.52	138.14	252.54	375.79	397.05
April	36.69	147.49	262.61	386.66	397.05
May	45.87	156.85	272.68	397.05	397.05
June	55.04	166.20	282.75	397.05	397.05
July	64.21	175.55	292.83	397.05	397.05
August	73.39	184.91	302.90	397.05	397.05
September	82.56	194.26	312.97	397.05	397.05
October	91.74	203.61	323.05	397.05	397.05
November	100.91	212.96	333.12	397.05	397.05
December	110.08	222.32	343.19	397.05	397.05

- Notes:
1. The amounts indicated above are per ERC (ERC = 112 gpd).
  2. The number of remaining ERC's is 172.
  3. If the number of remaining ERC's has not connected by December, 2001, the maximum charge of \$397.05 remains in effect after December, 2001.

Effective Date:

By: Forrest L. Ludsen, Vice President  
Customer Services

SERVICE AVAILABILITY CHARGES

Allowance For Funds Prudently Invested (Con't)

MORNINGVIEW  
Lake County

TREATMENT AND DISPOSAL

	1997	1998	1999	2000	2001
January	1.18	15.32	29.49	44.56	60.61
February	2.36	16.49	30.74	45.89	62.03
March	3.54	17.67	31.99	47.22	63.45
April	4.71	18.84	33.24	48.55	64.87
May	5.89	20.02	34.49	49.88	66.28
June	7.07	21.19	35.73	51.21	67.70
July	8.25	22.37	36.98	52.54	69.12
August	9.43	23.54	38.23	53.87	70.54
September	10.61	24.72	39.48	55.20	71.96
October	11.79	25.89	40.73	56.53	73.38
November	12.97	27.07	41.98	57.86	74.80
December	14.14	28.24	43.23	59.19	76.22

- Notes:**
1. The amounts indicated above are per ERC (ERC = 166 gpd).
  2. The number of remaining ERC's is 28.
  3. If the number of remaining ERC's has not connected by December, 2001, the maximum charge of \$76.22 remains in effect after December, 2001.

Effective Date:

By:

Forrest L. Ludsen, Vice President  
Customer Services

SERVICE AVAILABILITY CHARGES

Allowance For Funds Prudently Invested (Con't)

PALM PORT  
Putnam County

TREATMENT AND DISPOSAL

	1997	1998	1999	2000	2001
January	7.32	95.33	186.02	283.79	389.37
February	14.64	102.84	194.12	292.53	398.82
March	21.96	110.35	202.21	301.27	408.27
April	29.27	117.86	210.31	310.01	417.72
May	36.59	125.37	218.40	318.75	427.17
June	43.91	132.88	226.49	327.49	436.62
July	51.23	140.39	234.59	336.23	446.07
August	58.55	147.90	242.68	344.96	455.52
September	65.87	155.40	250.77	353.70	464.97
October	73.19	162.91	258.87	362.44	474.42
November	80.51	170.42	266.96	371.18	483.87
December	87.82	177.93	275.05	379.92	493.32

- Notes:**
1. The amounts indicated above are per ERC (ERC = 193 gpd).
  2. The number of remaining ERC's is 94.
  3. If the number of remaining ERC's has not connected by December, 2001, the maximum charge of \$493.32 remains in effect after December, 2001.

Effective Date:

By: Forrest L. Ludsen, Vice President  
Customer Services

SERVICE AVAILABILITY CHARGES

Allowance For Funds Prudently Invested (Con't)

PALM PORT  
Putnam County

COLLECTION SYSTEM

	1997	1998	1999	2000	2001
January	8.69	113.01	218.08	330.14	449.91
February	17.38	121.72	227.36	340.06	460.54
March	26.08	130.43	236.65	349.98	471.16
April	34.77	139.13	245.93	359.90	481.79
May	43.46	147.84	255.22	369.83	492.41
June	52.15	156.55	264.50	379.75	503.04
July	60.84	165.26	273.79	389.67	513.66
August	69.54	173.96	283.07	399.59	524.29
September	78.23	182.67	292.36	409.52	534.92
October	86.92	191.38	301.64	419.44	545.54
November	95.61	200.09	310.93	429.36	556.17
December	104.31	208.79	320.21	439.28	566.79

- Notes:**
1. The amounts indicated above are per LOT.
  2. The number of remaining LOTS is 27.
  3. If the number of remaining LOTS has not connected by December, 2001, the maximum charge of \$566.79 remains in effect after December, 2001.

Effective Date:

By:

Forrest L. Ludsen, Vice President  
Customer Services



SERVICE AVAILABILITY CHARGES

Allowance For Funds Prudently Invested (Con't)

PALM TERRACE  
Pasco County

COLLECTION SYSTEM

	1997	1998	1999	2000	2001
January	1.64	21.38	42.11	64.73	89.46
February	3.28	23.10	43.98	66.78	91.70
March	4.92	24.81	45.85	68.82	93.93
April	6.56	26.52	47.72	70.87	96.17
May	8.20	28.24	49.59	72.91	98.41
June	9.83	29.95	51.46	74.96	100.64
July	11.47	31.67	53.33	77.00	102.88
August	13.11	33.38	55.20	79.05	105.11
September	14.75	35.09	57.07	81.09	107.35
October	16.39	36.81	58.95	83.14	109.59
November	18.03	38.52	60.82	85.18	111.82
December	19.67	40.23	62.69	87.22	114.06

- Notes:
1. The amounts indicated above are per LOT.
  2. The number of remaining LOTS is 162.
  3. If the number of remaining LOTS has not connected by December, 2001, the maximum charge of \$114.06 remains in effect after December, 2001.

Effective Date:

By: Forrest L. Ludsen, Vice President  
Customer Services

SERVICE AVAILABILITY CHARGES

Allowance For Funds Prudently Invested (Con't)

**SEABOARD**  
Hillsborough County

COLLECTION SYSTEM

	1997	1998	1999	2000	2001
January	9.99	130.81	263.26	409.63	571.35
February	19.98	141.75	275.35	422.99	586.11
March	29.97	152.69	287.44	436.35	600.87
April	39.95	163.63	299.53	449.71	615.62
May	49.94	174.57	311.63	463.07	630.38
June	59.93	185.52	323.72	476.43	645.14
July	69.92	196.46	335.81	489.79	659.90
August	79.91	207.40	347.90	503.15	674.66
September	89.90	218.34	359.99	516.51	689.42
October	99.89	229.28	372.08	529.87	704.18
November	109.87	240.23	384.18	543.23	718.94
December	119.86	251.17	396.27	556.59	733.70

- Notes:**
1. The amounts indicated above are per LOT.
  2. The number of remaining LOTS is 133.
  3. If the number of remaining LOTS has not connected by December, 2001, the maximum charge of \$733.70 remains in effect after December, 2001.

Effective Date:

By:

Forrest L. Ludsen, Vice President  
Finance and Administration

SERVICE AVAILABILITY CHARGES

Allowance For Funds Prudently Invested (Con't)

SILVER LAKE OAKS  
Putnam County

TREATMENT AND DISPOSAL

	1997	1998	1999	2000	2001
January	13.34	173.71	337.87	515.25	707.19
February	26.69	187.30	352.55	531.13	724.41
March	40.03	200.89	367.24	547.02	741.62
April	53.37	214.47	381.92	562.90	758.83
May	66.72	228.06	396.60	578.79	776.04
June	80.06	241.65	411.28	594.67	793.26
July	93.40	255.24	425.96	610.56	810.47
August	106.74	268.83	440.64	626.44	827.68
September	120.09	282.42	455.32	642.33	844.90
October	133.43	296.01	470.00	658.21	862.11
November	146.77	309.60	484.68	674.10	879.32
December	160.12	323.19	499.36	689.98	896.53

- Notes:**
1. The amounts indicated above are per ERC (ERC = 178 gpd).
  2. The number of remaining ERC's is 26.
  3. If the number of remaining ERC's has not connected by December, 2001, the maximum charge of \$896.53 remains in effect after December, 2001.

Effective Date:

By:

Forrest L. Ludsen, Vice President  
Customer Services

SERVICE AVAILABILITY CHARGES

Allowance For Funds Prudently Invested (Con't)

**SILVER LAKE OAKS**  
Putnam County

COLLECTION SYSTEM

	1997	1998	1999	2000	2001
January	3.59	46.69	90.12	136.68	186.68
February	7.18	50.29	93.98	140.82	191.14
March	10.77	53.88	97.83	144.96	195.59
April	14.36	57.48	101.69	149.10	200.05
May	17.95	61.08	105.55	153.24	204.50
June	21.55	64.68	109.40	157.38	208.96
July	25.14	68.28	113.26	161.52	213.41
August	28.73	71.87	117.11	165.66	217.87
September	32.32	75.47	120.97	169.80	222.32
October	35.91	79.07	124.83	173.95	226.78
November	39.50	82.67	128.68	178.09	231.23
December	43.09	86.27	132.54	182.23	235.69

**Notes:**

1. The amounts indicated above are per LOT.
2. The number of remaining LOTS is 26.
3. If the number of remaining LOTS has not connected by December, 2001, the maximum charge of \$235.69 remains in effect after December, 2001.

Effective Date:

By:

Forrest L. Ludsen, Vice President  
Customer Services

SERVICE AVAILABILITY CHARGES

Allowance For Funds Prudently Invested (Con't)

SOUTH FORTY  
Marion County

TREATMENT AND DISPOSAL

	1997	1998	1999	2000	2001
January	44.20	574.61	750.00	750.00	750.00
February	88.40	618.80	750.00	750.00	750.00
March	132.61	662.99	750.00	750.00	750.00
April	176.81	707.18	750.00	750.00	750.00
May	221.01	750.00	750.00	750.00	750.00
June	265.21	750.00	750.00	750.00	750.00
July	309.41	750.00	750.00	750.00	750.00
August	353.61	750.00	750.00	750.00	750.00
September	397.82	750.00	750.00	750.00	750.00
October	442.02	750.00	750.00	750.00	750.00
November	486.22	750.00	750.00	750.00	750.00
December	530.42	750.00	750.00	750.00	750.00

- Notes:**
1. The amounts indicated above are per ERC (ERC = 493 gpd).
  2. The number of remaining ERC's is 20.
  3. If the number of remaining ERC's has not connected by December, 2001, the maximum charge of \$750.00 remains in effect after December, 2001.

Effective Date:

By: Forrest L. Ludsen, Vice President  
Customer Services

SERVICE AVAILABILITY CHARGES

Allowance For Funds Prudently Invested (Con't)

**SOUTH FORTY**  
**Marion County**

COLLECTION SYSTEM

	1997	1998	1999	2000	2001
January	41.78	544.08	750.00	750.00	750.00
February	83.55	586.84	750.00	750.00	750.00
March	125.33	629.60	750.00	750.00	750.00
April	167.11	672.36	750.00	750.00	750.00
May	208.88	715.12	750.00	750.00	750.00
June	250.66	750.00	750.00	750.00	750.00
July	292.43	750.00	750.00	750.00	750.00
August	334.21	750.00	750.00	750.00	750.00
September	375.99	750.00	750.00	750.00	750.00
October	417.76	750.00	750.00	750.00	750.00
November	459.54	750.00	750.00	750.00	750.00
December	501.32	750.00	750.00	750.00	750.00

- Notes:**
1. The amounts indicated above are per LOT.
  2. The number of remaining LOTS is 3.
  3. If the number of remaining LOTS has not connected by December, 2001, the maximum charge of \$750.00 remains in effect after December, 2001.

Effective Date:

By:

Forrest L. Ludsen, Vice President  
Customer Services

SERVICE AVAILABILITY CHARGES

Allowance For Funds Prudently Invested (Con't)

SPRING GARDENS  
Citrus County

COLLECTION SYSTEM

	1997	1998	1999	2000	2001
January	2.80	36.43	70.05	105.80	143.88
February	5.61	39.21	73.02	108.95	147.25
March	8.41	42.00	75.98	112.11	150.61
April	11.21	44.79	78.94	115.26	153.98
May	14.02	47.58	81.90	118.42	157.35
June	16.82	50.37	84.87	121.58	160.72
July	19.62	53.15	87.83	124.73	164.09
August	22.43	55.94	90.79	127.89	167.46
September	25.23	58.73	93.75	131.04	170.83
October	28.03	61.52	96.72	134.20	174.19
November	30.84	64.30	99.68	137.35	177.56
December	33.64	67.09	102.64	140.51	180.93

- Notes:**
1. The amounts indicated above are per LOT.
  2. The number of remaining LOTS is 47.
  3. If the number of remaining LOTS has not connected by December, 2001, the maximum charge of \$180.93 remains in effect after December, 2001.

Effective Date:

By:

Forrest L. Ludsen, Vice President  
Customer Services

SERVICE AVAILABILITY CHARGES

Allowance For Funds Prudently Invested (Con't)

**SPRING HILL**  
Hernando County

TREATMENT AND DISPOSAL

	1997	1998	1999	2000	2001
January	6.92	90.19	176.00	268.27	367.65
February	13.85	97.30	183.64	276.50	376.53
March	20.77	104.41	191.28	284.72	385.40
April	27.70	111.51	198.92	292.95	394.28
May	34.62	118.62	206.56	301.18	403.16
June	41.54	125.73	214.20	309.41	412.03
July	48.47	132.83	221.84	317.63	420.91
August	55.39	139.94	229.48	325.86	429.79
September	62.31	147.04	237.12	334.09	438.66
October	69.24	154.15	244.76	342.32	447.54
November	76.16	161.26	252.40	350.55	456.42
December	83.09	168.36	260.04	358.77	465.29

- Notes:**
1. The amounts indicated above are per ERC (ERC = 248 gpd).
  2. The number of remaining ERC's is 1,035.
  3. If the number of remaining ERC's has not connected by December, 2001, the maximum charge of \$465.29 remains in effect after December, 2001.

Effective Date:

By:

Forrest L. Ludsen, Vice President  
Finance and Administration



SERVICE AVAILABILITY CHARGES

Allowance For Funds Prudently Invested (Con't)

**SPRING HILL**  
Hernando County

COLLECTION SYSTEM

	1997	1998	1999	2000	2001
January	4.55	59.70	121.30	189.81	265.95
February	9.10	64.79	126.96	196.10	272.93
March	13.65	69.87	132.61	202.38	279.91
April	18.21	74.96	138.27	208.67	286.89
May	22.76	80.04	143.93	214.96	293.87
June	27.31	85.13	149.58	221.24	300.85
July	31.86	90.22	155.24	227.53	307.84
August	36.41	95.30	160.90	233.82	314.82
September	40.96	100.39	166.55	240.10	321.80
October	45.51	105.47	172.21	246.39	328.78
November	50.06	110.56	177.87	252.68	335.76
December	54.62	115.64	183.52	258.96	342.74

**Notes:**

1. The amounts indicated above are per LOT.
2. The number of remaining LOTS is 431.
3. If the number of remaining LOTS has not connected by December, 2001, the maximum charge of \$342.74 remains in effect after December, 2001.

Effective Date:

By:

Forrest L. Ludsen, Vice President  
Finance and Administration

SERVICE AVAILABILITY CHARGES

Allowance For Funds Prudently Invested (Con't)

**SUGAR MILL**  
Volusia County

COLLECTION SYSTEM

	1997	1998	1999	2000	2001
January	11.59	151.14	296.58	453.75	623.88
February	23.18	163.18	309.58	467.83	639.14
March	34.78	175.22	322.59	481.91	654.40
April	46.37	187.26	335.60	495.99	669.66
May	57.96	199.30	348.61	510.07	684.92
June	69.55	211.34	361.62	524.15	700.18
July	81.14	223.37	374.63	538.23	715.44
August	92.74	235.41	387.64	552.31	730.70
September	104.33	247.45	400.65	566.38	745.96
October	115.92	259.49	413.65	580.46	761.22
November	127.51	271.53	426.66	594.54	776.48
December	139.10	283.57	439.67	608.62	791.74

- Notes:**
1. The amounts indicated above are per LOT.
  2. The number of remaining LOTS is 7.
  3. If the number of remaining LOTS has not connected by December, 2001, the maximum charge of \$791.74 remains in effect after December, 2001.

Effective Date: \_\_\_\_\_

By: \_\_\_\_\_  
Forrest L. Ludsen, Vice President  
Customer Services

SERVICE AVAILABILITY CHARGES

Allowance For Funds Prudently Invested (Con't)

SUNSHINE PARKWAY  
Lake County

TREATMENT AND DISPOSAL

	1997	1998	1999	2000	2001
January	22.76	296.29	576.45	876.22	1,197.60
February	45.51	319.50	601.28	902.83	1,226.18
March	68.27	342.71	626.12	929.45	1,254.77
April	91.02	365.92	650.95	956.07	1,283.36
May	113.78	389.14	675.78	982.69	1,311.95
June	136.54	412.35	700.61	1,009.30	1,340.53
July	159.29	435.56	725.44	1,035.92	1,369.12
August	182.05	458.77	750.27	1,062.54	1,397.71
September	204.81	481.98	775.10	1,089.16	1,426.30
October	227.56	505.20	799.94	1,115.77	1,454.89
November	250.32	528.41	824.77	1,142.39	1,483.47
December	273.07	551.62	849.60	1,169.01	1,500.00

- Notes:**
1. The amounts indicated above are per ERC (ERC = 929 gpd).
  2. The number of remaining ERC's is 117.
  3. If the number of remaining ERC's has not connected by December, 2001, the maximum charge of \$1,500.00 remains in effect after December, 2001.

Effective Date:

By: Forrest L. Ludsen, Vice President  
Customer Services

SERVICE AVAILABILITY CHARGES

Allowance For Funds Prudently Invested (Con't)

TROPICAL ISLES  
St. Lucie County

COLLECTION SYSTEM

	1997	1998	1999	2000	2001
January	3.65	47.62	93.32	143.11	197.39
February	7.31	51.40	97.44	147.60	202.29
March	10.96	55.18	101.56	152.09	207.19
April	14.61	58.96	105.68	156.58	212.09
May	18.27	62.74	109.79	161.07	216.99
June	21.92	66.52	113.91	165.55	221.89
July	25.57	70.30	118.03	170.04	226.79
August	29.23	74.09	122.15	174.53	231.69
September	32.88	77.87	126.26	179.02	236.59
October	36.54	81.65	130.38	183.51	241.49
November	40.19	85.43	134.50	188.00	246.39
December	43.84	89.21	138.62	192.49	251.29

- Notes:
1. The amounts indicated above are per LOT.
  2. The number of remaining LOTS is 36.
  3. If the number of remaining LOTS has not connected by December, 2001, the maximum charge of \$251.29 remains in effect after December, 2001.

Effective Date:

By: Forrest L. Ludsen, Vice President  
Customer Services

SERVICE AVAILABILITY CHARGES

Allowance For Funds Prudently Invested (Con't)

UNIVERSITY SHORES  
Orange County

COLLECTION SYSTEM

	1997	1998	1999	2000	2001
January	7.39	96.37	189.22	289.73	398.66
February	14.78	104.05	197.54	298.74	408.45
March	22.17	111.74	205.86	307.75	418.23
April	29.56	119.42	214.17	316.77	428.01
May	36.95	127.11	222.49	325.78	437.80
June	44.34	134.79	230.81	334.80	447.58
July	51.73	142.48	239.13	343.81	457.36
August	59.12	150.16	247.44	352.83	467.15
September	66.51	157.85	255.76	361.84	476.93
October	73.90	165.54	264.08	370.85	486.71
November	81.29	173.22	272.39	379.87	496.50
December	88.68	180.91	280.71	388.88	506.28

- Notes:**
1. The amounts indicated above are per LOT.
  2. The number of remaining LOTS is 550.
  3. If the number of remaining LOTS has not connected by December, 2001, the maximum charge of \$506.28 remains in effect after December, 2001.

Effective Date:

By: Forrest L. Ludsen, Vice President  
Customer Services

SERVICE AVAILABILITY CHARGES

Allowance For Funds Prudently Invested (Con't)

**VALENCIA TERRACE**  
Lake County

TREATMENT AND DISPOSAL

	1997	1998	1999	2000	2001
January	1.48	19.34	37.74	57.57	78.97
February	2.97	20.86	39.38	59.34	80.88
March	4.45	22.39	41.03	61.11	82.80
April	5.94	23.91	42.67	62.88	84.71
May	7.42	25.43	44.31	64.66	86.63
June	8.91	26.96	45.95	66.43	88.54
July	10.39	28.48	47.59	68.20	90.46
August	11.88	30.01	49.23	69.97	92.37
September	13.36	31.53	50.87	71.74	94.28
October	14.85	33.05	52.52	73.51	96.20
November	16.33	34.58	54.16	75.28	98.11
December	17.82	36.10	55.80	77.05	100.03

- Notes:**
1. The amounts indicated above are per ERC (ERC = 214 gpd).
  2. The number of remaining ERC's is 96.
  3. If the number of remaining ERC's has not connected by December, 2001, the maximum charge of \$100.03 remains in effect after December, 2001.

Effective Date: 1/1/97

By: Forrest L. Ludsen, Vice President  
Customer Services

SERVICE AVAILABILITY CHARGES

Allowance For Funds Prudently Invested (Con't)

VALENCIA TERRACE  
Lake County

COLLECTION SYSTEM

	1997	1998	1999	2000	2001
January	8.02	104.63	206.04	316.18	435.97
February	16.04	113.02	215.15	326.09	446.75
March	24.06	121.41	224.26	336.00	457.54
April	32.08	129.80	233.37	345.91	468.33
May	40.10	138.19	242.48	355.82	479.12
June	48.12	146.58	251.60	365.72	489.91
July	56.14	154.97	260.71	375.63	500.70
August	64.16	163.36	269.82	385.54	511.48
September	72.18	171.75	278.93	395.45	522.27
October	80.20	180.14	288.05	405.36	533.06
November	88.22	188.53	297.16	415.27	543.85
December	96.24	196.92	306.27	425.18	554.64

- Notes:**
1. The amounts indicated above are per LOT.
  2. The number of remaining LOTS is 17.
  3. If the number of remaining LOTS has not connected by December, 2001, the maximum charge of \$554.64 remains in effect after December, 2001.

Effective Date:

By: Forrest L. Ludsen, Vice President  
Customer Services

SERVICE AVAILABILITY CHARGES

Allowance For Funds Prudently Invested (Con't)

**VALRICO HILLS**  
Hillsborough County

COLLECTION SYSTEM

	1997	1998	1999	2000	2001
January	0.55	7.23	14.49	22.53	31.44
February	1.11	7.83	15.16	23.27	32.25
March	1.66	8.43	15.82	24.00	33.06
April	2.21	9.03	16.48	24.74	33.88
May	2.76	9.63	17.15	25.47	34.69
June	3.32	10.23	17.81	26.21	35.51
July	3.87	10.83	18.48	26.95	36.32
August	4.42	11.43	19.14	27.68	37.13
September	4.98	12.03	19.81	28.42	37.95
October	5.53	12.63	20.47	29.15	38.76
November	6.08	13.23	21.13	29.89	39.58
December	6.63	13.83	21.80	30.62	40.39

**Notes:**

1. The amounts indicated above are per LOT.
2. The number of remaining LOTS is 2.
3. If the number of remaining LOTS has not connected by December, 2001, the maximum charge of \$40.39 remains in effect after December, 2001.

Effective Date:

By:

Forrest L. Ludsen, Vice President  
Finance and Administration



**SERVICE AVAILABILITY CHARGES**

**Allowance For Funds Prudently Invested (Con't)**

**VENETIAN VILLAGE**  
**Lake County**

**COLLECTION SYSTEM**

	1997	1998	1999	2000	2001
January	8.75	113.84	220.63	334.99	457.71
February	17.50	122.69	230.10	345.16	468.64
March	26.25	131.54	239.58	355.32	479.56
April	35.00	140.38	249.05	365.48	490.49
May	43.75	149.23	258.52	375.64	501.41
June	52.50	158.08	267.99	385.81	512.34
July	61.25	166.92	277.47	395.97	523.26
August	70.00	175.77	286.94	406.13	534.19
September	78.75	184.62	296.41	416.30	545.11
October	87.50	193.46	305.88	426.46	556.04
November	96.25	202.31	315.36	436.62	566.96
December	105.00	211.16	324.83	446.79	577.89

- Notes:**
1. The amounts indicated above are per LOT.
  2. The number of remaining LOTS is 15.
  3. If the number of remaining LOTS has not connected by December, 2001, the maximum charge of \$577.89 remains in effect after December, 2001.

Effective Date:

By: Forrest L. Ludsen, Vice President  
Customer Services

SERVICE AVAILABILITY CHARGES

Allowance For Funds Prudently Invested (Con't)

**ZEPHYR SHORES**  
Pasco County

COLLECTION SYSTEM

	1997	1998	1999	2000	2001
January	6.00	78.23	153.01	233.87	321.41
February	12.01	84.42	159.71	241.11	329.26
March	18.01	90.61	166.40	248.36	337.12
April	24.01	96.80	173.09	255.60	344.97
May	30.01	102.99	179.78	262.84	352.83
June	36.02	109.18	186.47	270.09	360.68
July	42.02	115.37	193.16	277.33	368.54
August	48.02	121.56	199.86	284.58	376.39
September	54.03	127.75	206.55	291.82	384.25
October	60.03	133.94	213.24	299.07	392.10
November	66.03	140.13	219.93	306.31	399.95
December	72.04	146.32	226.62	313.56	407.81

- Notes:**
1. The amounts indicated above are per LOT.
  2. The number of remaining LOTS is 95.
  3. If the number of remaining LOTS has not connected by December, 2001, the maximum charge of \$407.81 remains in effect after December, 2001.

Effective Date:

By:

Forrest L. Ludsen, Vice President  
Customer Services

---

SERVICE AVAILABILITY CHARGES

**ALLOWANCE FOR FUNDS PRUDENTLY INVESTED**  
**(AFPI)**

**AVAILABILITY:**

Available throughout the area served by the system.

**APPLICABILITY:**

For all future water Customers connecting to the system.

**LIMITATIONS:**

Subject to all the Rules and Regulations of this Tariff and General Rules and Regulations of the Commission.

**CHARGES:**

A one time charge based upon the month of initial connection or the month the Customer prepays the Service Availability charge, whichever comes first.

---

Effective Date: August 26, 1992

By: Forrest L. Ludsen  
Forrest L. Ludsen, Vice President  
Customer Services

Florida Public Service Commission

APPROVED

Authority No. WS-92-0216

Docket No. 910662-WS

Order No. 25575

Effective August 26, 1992



Director  
Division of Water and Sewer

SERVICE AVAILABILITY CHARGES

Allowance For Funds Prudently Invested (Con't)

AMELIA ISLAND  
Nassau County

TREATMENT PLANT

	1992	1993	1994	1995	1996	1997	1998
January	1.77	23.06	45.36	69.66	96.17	122.52	122.52
February	3.54	24.90	47.37	71.85	98.57	122.52	122.52
March	5.30	26.75	49.38	74.04	100.96	122.52	122.52
April	7.07	28.59	51.39	76.23	103.36	122.52	122.52
May	8.84	30.43	53.40	78.43	105.75	122.52	122.52
June	10.61	32.28	55.40	80.62	108.15	122.52	122.52
July	12.37	34.12	57.41	82.81	110.54	122.52	122.52
August	14.14	35.97	59.42	85.01	112.94	122.52	122.52
September	15.91	37.81	61.43	87.20	115.34	122.52	122.52
October	17.68	39.66	63.44	89.39	117.73	122.52	122.52
November	19.44	41.50	65.45	91.58	120.13	122.52	122.52
December	21.21	43.35	67.46	93.78	122.52	122.52	122.52

- Notes:**
1. The amounts indicated above are per ERC (ERC = 417 gpd).
  2. The number of remaining ERC's is 708.
  3. If the number of remaining ERC's has not connected by December, 1998, the maximum charge of \$122.52 remains in effect after December, 1998.

Effective Date: September 15, 1993

By:   
Forrest L. Ludsen, Vice President  
Customer Services

Florida Public Service Commission

APPROVED

Authority No. WS-93-0217

Docket No. N/A

Order No. N/A

Effective October 22, 1993

*Charles H. Hill*

Director  
Division of Water and Wastewater

SERVICE AVAILABILITY CHARGES

Allowance For Funds Prudently Invested (Con't)

BEACON HILLS  
Duval County

TREATMENT PLANT

	1992	1993	1994	1995	1996	1997	1998
January	3.18	41.28	78.23	116.97	157.71	196.89	196.89
February	6.37	44.34	81.44	120.35	161.28	196.89	196.89
March	9.55	47.41	84.66	123.73	164.84	196.89	196.89
April	12.74	50.48	87.87	127.11	168.40	196.89	196.89
May	15.92	53.54	91.09	130.49	171.96	196.89	196.89
June	19.11	56.61	94.30	133.87	175.52	196.89	196.89
July	22.29	59.68	97.52	137.25	179.08	196.89	196.89
August	25.47	62.74	100.73	140.63	182.65	196.89	196.89
September	28.66	65.81	103.95	144.01	186.21	196.89	196.89
October	31.84	68.88	107.16	147.39	189.77	196.89	196.89
November	35.03	71.94	110.38	150.77	193.33	196.89	196.89
December	38.21	75.01	113.59	154.15	196.89	196.89	196.89

- Notes:**
1. The amounts indicated above are per ERC (ERC = 460 gpd).
  2. The number of remaining ERC's is 959.
  3. If the number of remaining ERC's has not connected by December, 1998, the maximum charge of \$196.89 remains in effect after December, 1998.

Effective Date: September 15, 1993

By:   
Forrest L. Ludsen, Vice President  
Customer Services

Florida Public Service Commission

APPROVED

Authority No. WS-93-0217

Docket No. N/A

Order No. N/A

Effective October 22, 1993

*Charles H. Hill*

Director  
Division of Water and Wastewater



SERVICE AVAILABILITY CHARGES

Allowance For Funds Prudently Invested (Con't)

BEECHER'S POINT  
Putnam County

TREATMENT PLANT

	1992	1993	1994	1995	1996	1997	1998
January	3.66	47.37	88.27	130.32	173.65	214.56	214.56
February	7.33	50.77	91.76	133.92	177.37	214.56	214.56
March	10.99	54.17	95.26	137.52	181.09	214.56	214.56
April	14.66	57.57	98.75	141.13	184.81	214.56	214.56
May	18.32	60.97	102.25	144.73	188.53	214.56	214.56
June	21.99	64.37	105.75	148.33	192.25	214.56	214.56
July	25.65	67.77	109.24	151.93	195.97	214.56	214.56
August	29.31	71.17	112.74	155.53	199.68	214.56	214.56
September	32.98	74.57	116.23	159.13	203.40	214.56	214.56
October	36.64	77.97	119.73	162.73	207.12	214.56	214.56
November	40.31	81.37	123.22	166.34	210.84	214.56	214.56
December	43.97	84.77	126.72	169.94	214.56	214.56	214.56

- Notes:**
1. The amounts indicated above are per ERC (ERC = 147 gpd).
  2. The number of remaining ERC's is 63.
  3. If the number of remaining ERC's has not connected by December, 1998, the maximum charge of \$214.56 remains in effect after December, 1998.

Effective Date: September 15, 1993

By: Forrest L. Ludsen  
Forrest L. Ludsen, Vice President  
Customer Services

Florida Public Service Commission

APPROVED

Authority No. WS-93-0217

Docket No. N/A

Order No. N/A

Effective October 22, 1993

*Charles H. Hill*

Director  
Division of Water and Wastewater

SERVICE AVAILABILITY CHARGES

Allowance For Funds Prudently Invested (Con't)

BURNT STORE  
Charlotte/Lee County

TREATMENT PLANT

	1992	1993	1994	1995	1996	1997	1998
January	1.02	13.28	26.20	40.25	55.53	70.68	70.68
February	2.04	14.35	27.37	41.51	56.90	70.68	70.68
March	3.05	15.42	28.53	42.77	58.28	70.68	70.68
April	4.07	16.49	29.69	44.04	59.66	70.68	70.68
May	5.09	17.56	30.85	45.30	61.04	70.68	70.68
June	6.11	18.63	32.01	46.57	62.41	70.68	70.68
July	7.12	19.70	33.17	47.83	63.79	70.68	70.68
August	8.14	20.77	34.34	49.09	65.17	70.68	70.68
September	9.16	21.84	35.50	50.36	66.55	70.68	70.68
October	10.18	22.90	36.66	51.62	67.92	70.68	70.68
November	11.20	23.97	37.82	52.89	69.30	70.68	70.68
December	12.21	25.04	38.98	54.15	70.68	70.68	70.68

- Notes:
1. The amounts indicated above are per ERC (ERC = 216 gpd).
  2. The number of remaining ERC's is 200.
  3. If the number of remaining ERC's has not connected by December, 1998, the maximum charge of \$70.68 remains in effect after December, 1998.

Effective Date: September 15, 1993

By: Forrest L. Ludsen  
Forrest L. Ludsen, Vice President  
Customer Services

Florida Public Service Commission

APPROVED

Authority No. WS-93-0217

Docket No. N/A

Order No. N/A

Effective October 22, 1993

*Charles H. Hill*

Director  
Division of Water and Wastewater

SERVICE AVAILABILITY CHARGES

Allowance For Funds Prudently Invested (Con't)


BURNT STORE (Con't)  
Charlotte/Lee County

TRANSMISSION/DISTRIBUTION

	1992	1993	1994	1995	1996	1997	1998
January	6.21	81.06	160.50	247.08	341.58	435.50	435.50
February	12.42	87.63	167.66	254.89	350.12	435.50	435.50
March	18.62	94.20	174.82	262.71	358.65	435.50	435.50
April	24.83	100.77	181.98	270.52	367.19	435.50	435.50
May	31.04	107.34	189.14	278.34	375.73	435.50	435.50
June	37.25	113.91	196.30	286.15	384.27	435.50	435.50
July	43.45	120.48	203.46	293.97	392.81	435.50	435.50
August	49.66	127.05	210.62	301.78	401.35	435.50	435.50
September	55.87	133.62	217.78	309.60	409.88	435.50	435.50
October	62.08	140.19	224.94	317.41	418.42	435.50	435.50
November	68.28	146.76	232.10	325.23	426.96	435.50	435.50
December	74.49	153.33	239.27	333.04	435.50	435.50	435.50

- Notes:**
1. The amounts indicated above are per ERC (ERC = 216 gpd).
  2. The number of remaining ERC's is 3,787.
  3. If the number of remaining ERC's has not connected by December, 1998, the maximum charge of \$435.50 remains in effect after December, 1998.

Effective Date: September 15, 1993

By:   
Forrest L. Ludsen, Vice President  
Customer Services

Florida Public Service Commission

APPROVED

Authority No. WS-93-0217

Docket No. N/A

Order No. N/A

Effective October 22, 1993

*Charles H. Hill*

Director  
Division of Water and Wastewater

SERVICE AVAILABILITY CHARGES

Allowance For Funds Prudently Invested (Con't)

CARLTON VILLAGE  
Lake County

TRANSMISSION/DISTRIBUTION

	1992	1993	1994	1995	1996	1997	1998
January	0.39	5.12	10.11	15.55	21.49	27.39	27.39
February	0.78	5.53	10.56	16.04	22.03	27.39	27.39
March	1.18	5.94	11.01	16.53	22.56	27.39	27.39
April	1.57	6.35	11.46	17.02	23.10	27.39	27.39
May	1.96	6.77	11.91	17.52	23.64	27.39	27.39
June	2.35	7.18	12.36	18.01	24.17	27.39	27.39
July	2.74	7.59	12.81	18.50	24.71	27.39	27.39
August	3.14	8.01	13.26	18.99	25.24	27.39	27.39
September	3.53	8.42	13.71	19.48	25.78	27.39	27.39
October	3.92	8.83	14.16	19.97	26.32	27.39	27.39
November	4.31	9.25	14.61	20.46	26.85	27.39	27.39
December	4.70	9.66	15.06	20.95	27.39	27.39	27.39

- Notes:**
1. The amounts indicated above are per ERC (ERC = 245 gpd).
  2. The number of remaining ERC's is 247.
  3. If the number of remaining ERC's has not connected by December, 1998, the maximum charge of \$27.39 remains in effect after December, 1998.

Effective Date: September 15, 1993

By:   
Forrest L. Ludsen, Vice President  
Customer Services

Florida Public Service Commission

APPROVED

Authority No. WS-93-0217

Docket No. N/A

Order No. N/A

Effective October 22, 1993

*Charles H. Hill*

Director  
Division of Water and Wastewater



SERVICE AVAILABILITY CHARGES

Allowance For Funds Prudently Invested (Con't)

CITRUS SPRINGS  
Citrus County

TRANSMISSION/DISTRIBUTION

	1992	1993	1994	1995	1996	1997	1998
January	5.40	70.59	139.95	215.90	299.15	382.19	382.19
February	10.81	76.33	146.23	222.78	306.70	382.19	382.19
March	16.21	82.06	152.51	229.66	314.25	382.19	382.19
April	21.62	87.80	158.79	236.55	321.80	382.19	382.19
May	27.02	93.53	165.07	243.43	329.35	382.19	382.19
June	32.43	99.26	171.34	250.31	336.89	382.19	382.19
July	37.83	105.00	177.62	257.19	344.44	382.19	382.19
August	43.24	110.73	183.90	264.07	351.99	382.19	382.19
September	48.64	116.47	190.18	270.95	359.54	382.19	382.19
October	54.05	122.20	196.46	277.84	367.09	382.19	382.19
November	59.45	127.94	202.74	284.72	374.64	382.19	382.19
December	64.86	133.67	209.02	291.60	382.19	382.19	382.19

- Notes:**
1. The amounts indicated above are per ERC (ERC = 185 gpd).
  2. The number of remaining ERC's is 7,175.
  3. If the number of remaining ERC's has not connected by December, 1998, the maximum charge of \$382.19 remains in effect after December, 1998.

Effective Date: September 15, 1993

By: Forrest L. Ludsen  
Forrest L. Ludsen, Vice President  
Customer Services

Florida Public Service Commission

APPROVED

Authority No. WS-93-0217

Docket No. N/A

Order No. N/A

Effective October 22, 1993

*Charles H. Hill*

Director  
Division of Water and Wastewater

SERVICE AVAILABILITY CHARGES

Allowance For Funds Prudently Invested (Con't)

DELTONA  
Volusia County

TREATMENT PLANT

	1992	1993	1994	1995	1996	1997	1998
January	1.04	13.59	26.58	40.59	55.71	70.60	70.60
February	2.09	14.66	27.74	41.84	57.06	70.60	70.60
March	3.13	15.74	28.90	43.09	58.42	70.60	70.60
April	4.17	16.82	30.06	44.34	59.77	70.60	70.60
May	5.21	17.89	31.22	45.59	61.12	70.60	70.60
June	6.26	18.97	32.38	46.85	62.48	70.60	70.60
July	7.30	20.04	33.54	48.10	63.83	70.60	70.60
August	8.34	21.12	34.70	49.35	65.19	70.60	70.60
September	9.38	22.19	35.86	50.60	66.54	70.60	70.60
October	10.43	23.27	37.02	51.85	67.89	70.60	70.60
November	11.47	24.35	38.18	53.10	69.25	70.60	70.60
December	12.51	25.42	39.34	54.36	70.60	70.60	70.60

- Notes:
1. The amounts indicated above are per ERC (ERC = 315 gpd).
  2. The number of remaining ERC's is 1,099.
  3. If the number of remaining ERC's has not connected by December, 1998, the maximum charge of \$70.60 remains in effect after December, 1998.

Effective Date: September 15, 1993

By:   
Forrest L. Ludsen, Vice President  
Customer Services

Florida Public Service Commission

APPROVED

Authority No. WS-93-0217

Docket No. N/A

Order No. N/A

Effective October 22, 1993

*Charles H. McEl*

Director  
Division of Water and Wastewater

SERVICE AVAILABILITY CHARGES

Allowance For Funds Prudently Invested (Con't)

FOUNTAINS

Osceola County

TREATMENT PLANT

	1992	1993	1994	1995	1996	1997	1998
January	0.36	4.66	9.13	13.98	19.25	24.46	24.46
February	0.71	5.03	9.53	14.42	19.72	24.46	24.46
March	1.07	5.40	9.93	14.85	20.20	24.46	24.46
April	1.43	5.77	10.34	15.29	20.67	24.46	24.46
May	1.79	6.14	10.74	15.73	21.15	24.46	24.46
June	2.14	6.51	11.14	16.16	21.62	24.46	24.46
July	2.50	6.88	11.54	16.60	22.09	24.46	24.46
August	2.86	7.25	11.94	17.03	22.57	24.46	24.46
September	3.21	7.62	12.34	17.47	23.04	24.46	24.46
October	3.57	7.99	12.74	17.91	23.51	24.46	24.46
November	3.93	8.36	13.15	18.34	23.99	24.46	24.46
December	4.28	8.73	13.55	18.78	24.46	24.46	24.46

- Notes:**
1. The amounts indicated above are per ERC (ERC = 792 gpd).
  2. The number of remaining ERC's is 402.
  3. If the number of remaining ERC's has not connected by December, 1998, the maximum charge of \$24.46 remains in effect after December, 1998.

Effective Date: September 15, 1993

By: Forrest L. Ludsen  
Forrest L. Ludsen, Vice President  
Customer Services

Florida Public Service Commission

APPROVED

Authority No. WS-93-0217

Docket No. N/A

Order No. N/A

Effective October 22, 1993

*Charles H. Hill*

Director  
Division of Water and Wastewater

SERVICE AVAILABILITY CHARGES

Allowance For Funds Prudently Invested (Con't)

GOSPEL ISLAND ESTATES  
Citrus County

TRANSMISSION/DISTRIBUTION

	1992	1993	1994	1995	1996	1997	1998
January	2.76	36.02	71.00	109.30	151.27	193.13	193.13
February	5.52	38.92	74.17	112.77	155.07	193.13	193.13
March	8.28	41.81	77.33	116.24	158.88	193.13	193.13
April	11.04	44.70	80.50	119.71	162.68	193.13	193.13
May	13.81	47.59	83.67	123.18	166.49	193.13	193.13
June	16.57	50.48	86.83	126.65	170.29	193.13	193.13
July	19.33	53.38	90.00	130.12	174.10	193.13	193.13
August	22.09	56.27	93.16	133.58	177.90	193.13	193.13
September	24.85	59.16	96.33	137.05	181.71	193.13	193.13
October	27.61	62.05	99.50	140.52	185.52	193.13	193.13
November	30.37	64.94	102.66	143.99	189.32	193.13	193.13
December	33.13	67.84	105.83	147.46	193.13	193.13	193.13

- Notes:**
1. The amounts indicated above are per ERC (ERC = 209 gpd).
  2. The number of remaining ERC's is 17.
  3. If the number of remaining ERC's has not connected by December, 1998, the maximum charge of \$193.13 remains in effect after December, 1998.

Effective Date: September 15, 1993

By: Forrest L. Ludsen  
Forrest L. Ludsen, Vice President  
Customer Services

Florida Public Service Commission

APPROVED

Authority No. WS-93-0217

Docket No. N/A

Order No. N/A

Effective October 22, 1993

*Charles H. Hill*

Director  
Division of Water and Wastewater



SERVICE AVAILABILITY CHARGES

Allowance For Funds Prudently Invested (Con't)

HOLIDAY HAVEN  
Lake County

TRANSMISSION/DISTRIBUTION

	1992	1993	1994	1995	1996	1997	1998
January	0.04	0.49	0.97	1.48	2.04	2.59	2.59
February	0.08	0.53	1.01	1.53	2.09	2.59	2.59
March	0.11	0.57	1.05	1.57	2.14	2.59	2.59
April	0.15	0.61	1.09	1.62	2.19	2.59	2.59
May	0.19	0.65	1.14	1.67	2.24	2.59	2.59
June	0.23	0.69	1.18	1.71	2.29	2.59	2.59
July	0.26	0.73	1.22	1.76	2.34	2.59	2.59
August	0.30	0.77	1.27	1.81	2.39	2.59	2.59
September	0.34	0.81	1.31	1.85	2.44	2.59	2.59
October	0.38	0.85	1.35	1.90	2.49	2.59	2.59
November	0.41	0.88	1.39	1.94	2.54	2.59	2.59
December	0.45	0.92	1.44	1.99	2.59	2.59	2.59

- Notes:**
1. The amounts indicated above are per ERC (ERC = 101 gpd).
  2. The number of remaining ERC's is 50.
  3. If the number of remaining ERC's has not connected by December, 1998, the maximum charge of \$2.59 remains in effect after December, 1998.

Effective Date: September 15, 1993

By: Forrest L. Ludsen  
Forrest L. Ludsen, Vice President  
Customer Services

Florida Public Service Commission

APPROVED

Authority No. WS-93-0217

Docket No. N/A

Order No. N/A

Effective October 22, 1993

*Charles H. Hill*

Director  
Division of Water and Wastewater

SERVICE AVAILABILITY CHARGES

Allowance For Funds Prudently Invested (Con't)

INTERLACHEN LAKE ESTATES  
Putnam County

TREATMENT PLANT

	1992	1993	1994	1995	1996	1997	1998
January	0.65	8.45	16.51	25.25	34.74	44.13	44.13
February	1.30	9.12	17.23	26.03	35.59	44.13	44.13
March	1.95	9.78	17.95	26.82	36.45	44.13	44.13
April	2.59	10.45	18.68	27.60	37.30	44.13	44.13
May	3.24	11.12	19.40	28.39	38.16	44.13	44.13
June	3.89	11.78	20.12	29.17	39.01	44.13	44.13
July	4.54	12.45	20.84	29.96	39.86	44.13	44.13
August	5.19	13.12	21.57	30.74	40.72	44.13	44.13
September	5.84	13.78	22.29	31.53	41.57	44.13	44.13
October	6.49	14.45	23.01	32.31	42.43	44.13	44.13
November	7.13	15.12	23.74	33.10	43.28	44.13	44.13
December	7.78	15.78	24.46	33.88	44.13	44.13	44.13

- Notes:
1. The amounts indicated above are per ERC (ERC = 126 gpd).
  2. The number of remaining ERC's is 119.
  3. If the number of remaining ERC's has not connected by December, 1998, the maximum charge of \$44.13 remains in effect after December, 1998.

Effective Date: September 15, 1993

By:   
Forrest L. Ludsen, Vice President  
Customer Services

Florida Public Service Commission

APPROVED

Authority No. WS-93-0217

Docket No. N/A

Order No. N/A

Effective October 22, 1993

*Charles H. Hill*

Director  
Division of Water and Wastewater

SERVICE AVAILABILITY CHARGES

Allowance For Funds Prudently Invested (Con't)

KEYSTONE HEIGHTS  
Clay County

TRANSMISSION/DISTRIBUTION

	1992	1993	1994	1995	1996	1997	1998
January	4.23	55.19	109.20	168.24	232.83	297.16	297.16
February	8.45	59.65	114.08	173.58	238.68	297.16	297.16
March	12.68	64.12	118.97	178.92	244.53	297.16	297.16
April	16.91	68.59	123.85	184.26	250.38	297.16	297.16
May	21.13	73.05	128.73	189.60	256.23	297.16	297.16
June	25.36	77.52	133.61	194.94	262.07	297.16	297.16
July	29.59	81.99	138.49	200.28	267.92	297.16	297.16
August	33.81	86.45	143.37	205.62	273.77	297.16	297.16
September	38.04	90.92	148.25	210.96	279.62	297.16	297.16
October	42.27	95.39	153.14	216.30	285.47	297.16	297.16
November	46.49	99.85	158.02	221.64	291.32	297.16	297.16
December	50.72	104.32	162.90	226.98	297.16	297.16	297.16

- Notes: 1. The amounts indicated above are per ERC (ERC = 257 gpd).  
2. The number of remaining ERC's is 541.  
3. If the number of remaining ERC's has not connected by December, 1998, the maximum charge of \$297.16 remains in effect after December, 1998.

Effective Date: September 15, 1993

By: Forrest L. Ludsen  
Forrest L. Ludsen, Vice President  
Customer Services

Florida Public Service Commission

APPROVED

Authority No. WS-93-0217

Docket No. N/A

Order No. N/A

Effective October 22, 1993

*Charles H. Hill*

Director  
Division of Water and Wastewater

SERVICE AVAILABILITY CHARGES

Allowance For Funds Prudently Invested (Con't)

LAKE AJAY ESTATES  
Osceola County

TRANSMISSION/DISTRIBUTION

	1992	1993	1994	1995	1996	1997	1998
January	5.50	71.79	142.33	219.55	304.17	388.56	388.56
February	10.99	77.62	148.71	226.55	311.85	388.56	388.56
March	16.49	83.46	155.10	233.54	319.52	388.56	388.56
April	21.99	89.29	161.48	240.54	327.19	388.56	388.56
May	27.48	95.12	167.87	247.53	334.86	388.56	388.56
June	32.98	100.95	174.25	254.53	342.53	388.56	388.56
July	38.48	106.78	180.64	261.53	350.20	388.56	388.56
August	43.97	112.62	187.02	268.52	357.87	388.56	388.56
September	49.47	118.45	193.40	275.52	365.55	388.56	388.56
October	54.97	124.28	199.79	282.51	373.22	388.56	388.56
November	60.46	130.11	206.17	289.51	380.89	388.56	388.56
December	65.96	135.95	212.56	296.50	388.56	388.56	388.56

- Notes:
1. The amounts indicated above are per ERC (ERC = 304 gpd).
  2. The number of remaining ERC's is 62.
  3. If the number of remaining ERC's has not connected by December, 1998, the maximum charge of \$388.56 remains in effect after December, 1998.

Effective Date: September 15, 1993

By: Forrest L. Ludsen  
Forrest L. Ludsen, Vice President  
Customer Services

Florida Public Service Commission

APPROVED

Authority No. WS-93-0217

Docket No. N/A

Order No. N/A

Effective October 22, 1993

*Charles H. Hill*

Director  
Division of Water and Wastewater



SERVICE AVAILABILITY CHARGES

Allowance For Funds Prudently Invested (Con't)


LEHIGH  
Lee County

TREATMENT PLANT

	1992	1993	1994	1995	1996	1997
January	1.46	19.08	37.13	54.58	71.45	86.43
February	2.93	20.58	38.59	55.99	72.81	86.43
March	4.39	22.09	40.04	57.40	74.17	86.43
April	5.86	23.60	41.50	58.81	75.54	86.43
May	7.32	25.11	42.96	60.22	76.90	86.43
June	8.78	26.62	44.42	61.63	78.26	86.43
July	10.25	28.13	45.88	63.04	79.62	86.43
August	11.71	29.64	47.34	64.45	80.98	86.43
September	13.18	31.14	48.80	65.86	82.34	86.43
October	14.64	32.65	50.26	67.27	83.71	86.43
November	16.10	34.16	51.71	68.68	85.07	86.43
December	17.57	35.67	53.17	70.09	86.43	86.43

- Notes: 1. Amounts indicated above are per ERC (ERC = 210 gpd) and are applicable to the water treatment plant.  
2. Charges will be collected until the plant reaches a capacity of 11,905 ERCs.

Effective Date: April 30, 1993  
Final Rates

By:   
Forrest L. Ludsen, Vice President  
Customer Services

Florida Public Service Commission

APPROVED

Authority No. WS-93-0217

Docket No. N/A

Order No. N/A

Effective October 22, 1993

*Charles H. Hill*

Director  
Division of Water and Wastewater

SERVICE AVAILABILITY CHARGES

Allowance For Funds Prudently Invested (Con't)


LEHIGH (Con't)  
Lee County

DISTRIBUTION SYSTEM

	1992	1993	1994	1995	1996	1997
January	7.15	93.30	182.99	270.45	355.67	431.96
February	14.30	100.79	190.29	277.56	362.61	431.96
March	21.45	108.28	197.59	284.68	369.54	431.96
April	28.60	115.77	204.90	291.80	376.48	431.96
May	35.76	123.26	212.20	298.92	383.41	431.96
June	42.91	130.75	219.51	306.03	390.35	431.96
July	50.06	138.24	226.81	313.15	397.28	431.96
August	57.21	145.73	234.11	320.27	404.22	431.96
September	64.36	153.22	241.42	327.39	411.15	431.96
October	71.51	160.70	248.72	334.50	418.09	431.96
November	78.66	168.19	256.03	341.62	425.02	431.96
December	85.81	175.68	263.33	348.74	431.96	431.96

- Notes: 1. Amounts indicated above are per ERC (ERC = one single family residential lot) and are applicable to the water distribution system only.  
2. Charges will be collected until the system reaches a capacity of 7,724 ERCs.

Effective Date: April 30, 1993  
Final Rates

By:   
Forrest L. Ludsen, Vice President  
Customer Services

Florida Public Service Commission

APPROVED

Authority No. WS-93-0217

Docket No. N/A

Order No. N/A

Effective October 22, 1993

*Charles H. Hill*

Director  
Division of Water and Wastewater

SERVICE AVAILABILITY CHARGES

Allowance For Funds Prudently Invested (Con't)

MARCO SHORES  
Collier County

TREATMENT PLANT

	1992	1993	1994	1995	1996	1997	1998
January	4.25	55.41	107.97	164.45	225.26	284.99	284.99
February	8.51	59.76	112.65	169.49	230.69	284.99	284.99
March	12.76	64.11	117.33	174.52	236.12	284.99	284.99
April	17.02	68.47	122.01	179.56	241.55	284.99	284.99
May	21.27	72.82	126.68	184.59	246.98	284.99	284.99
June	25.53	77.17	131.36	189.62	252.41	284.99	284.99
July	29.78	81.53	136.04	194.66	257.84	284.99	284.99
August	34.03	85.88	140.71	199.69	263.27	284.99	284.99
September	38.29	90.24	145.39	204.73	268.70	284.99	284.99
October	42.54	94.59	150.07	209.76	274.13	284.99	284.99
November	46.80	98.94	154.74	214.80	279.56	284.99	284.99
December	51.05	103.30	159.42	219.83	284.99	284.99	284.99

- Notes:
1. The amounts indicated above are per ERC (ERC = 251 gpd).
  2. The number of remaining ERC's is 1,129.
  3. If the number of remaining ERC's has not connected by December, 1998, the maximum charge of \$284.99 remains in effect after December, 1998.

Effective Date: September 15, 1993

By: Forrest L. Ludsen  
Forrest L. Ludsen, Vice President  
Customer Services

Florida Public Service Commission

APPROVED

Authority No. WS-93-0217

Docket No. N/A

Order No. N/A

Effective October 22, 1993

*Charles H. Kell*

Director  
Division of Water and Wastewater

SERVICE AVAILABILITY CHARGES

Allowance For Funds Prudently Invested (Con't)

MARION OAKS  
Marion County

TREATMENT PLANT

	1988/1989	1989/1990	1990/1991	1991/1992	1992/1993
April	1.11	14.57	29.11	45.29	63.33
May	2.23	15.77	30.45	46.78	64.99
June	3.34	16.97	31.78	48.27	66.65
July	4.46	18.17	33.12	49.76	68.31
August	5.57	19.37	34.46	51.25	69.97
September	6.68	20.57	35.79	52.74	71.64
October	7.80	21.77	37.13	54.23	73.30
November	8.91	22.97	38.46	55.71	74.96
December	10.03	24.17	39.80	57.20	76.62
January	11.14	25.38	41.13	58.69	78.28
February	12.25	26.58	42.47	60.18	79.94
March	13.37	27.78	43.81	61.67	81.60

- Notes:**
1. Amounts indicated above are per ERC (ERC = 325 gpd) and are applicable to the water treatment plant.
  2. Charges will be collected until the plant reaches a capacity of 3,556 ERCs.

Effective Date: June 5, 1992

By:   
Forrest L. Ludsen, Vice President  
Customer Services

Florida Public Service Commission

APPROVED

Authority No. WS-93-0217

Docket No. N/A

Order No. N/A

Effective October 22, 1993

*Charles H. Hill*

Director  
Division of Water and Wastewater



SERVICE AVAILABILITY CHARGES

Allowance For Funds Prudently Invested (Con't)

MARION OAKS (Con't)  
Marion County

TRANSMISSION/DISTRIBUTION

	1992	1993	1994	1995	1996	1997	1998
January	8.03	104.97	208.49	321.66	445.54	568.94	568.94
February	16.07	113.53	217.85	331.91	456.75	568.94	568.94
March	24.10	122.09	227.20	342.15	467.97	568.94	568.94
April	32.14	130.65	236.56	352.39	479.19	568.94	568.94
May	40.17	139.21	245.92	362.63	490.41	568.94	568.94
June	48.21	147.77	255.28	372.87	501.63	568.94	568.94
July	56.24	156.33	264.63	383.11	512.85	568.94	568.94
August	64.28	164.89	273.99	393.35	524.07	568.94	568.94
September	72.31	173.45	283.35	403.59	535.28	568.94	568.94
October	80.34	182.01	292.71	413.83	546.50	568.94	568.94
November	88.38	190.57	302.07	424.08	557.72	568.94	568.94
December	96.41	199.13	311.42	434.32	568.94	568.94	568.94

- Notes:**
1. The amounts indicated above are per ERC (ERC = 155 gpd).
  2. The number of remaining ERC's is 5,145.
  3. If the number of remaining ERC's has not connected by December, 1998, the maximum charge of \$568.94 remains in effect after December, 1998.

Effective Date: September 15, 1993

By:   
Forrest L. Lutsen, Vice President  
Customer Services

Florida Public Service Commission

APPROVED

Authority No. WS-93-0217

Docket No. N/A

Order No. N/A

Effective October 22, 1993

*Charles H. Hill*

Director  
Division of Water and Wastewater

SERVICE AVAILABILITY CHARGES

Allowance For Funds Prudently Invested (Con't)

PALISADES COUNTRY CLUB  
Lake County

TRANSMISSION/DISTRIBUTION

	1992	1993	1994	1995	1996	1997	1998
January	4.12	53.31	99.84	147.92	197.69	244.90	244.90
February	8.24	57.18	103.84	152.05	201.99	244.90	244.90
March	12.36	61.05	107.83	156.19	206.28	244.90	244.90
April	16.48	64.91	111.83	160.32	210.57	244.90	244.90
May	20.60	68.78	115.82	164.46	214.86	244.90	244.90
June	24.72	72.65	119.82	168.59	219.15	244.90	244.90
July	28.84	76.52	123.81	172.73	223.44	244.90	244.90
August	32.97	80.38	127.80	176.86	227.73	244.90	244.90
September	37.09	84.25	131.80	181.00	232.03	244.90	244.90
October	41.21	88.12	135.79	185.13	236.32	244.90	244.90
November	45.33	91.98	139.79	189.27	240.61	244.90	244.90
December	49.45	95.85	143.78	193.40	244.90	244.90	244.90

- Notes:
1. The amounts indicated above are per ERC (ERC = 350 gpd).
  2. The number of remaining ERC's is 92.
  3. If the number of remaining ERC's has not connected by December, 1998, the maximum charge of \$244.90 remains in effect after December, 1998.

Effective Date: September 15, 1993

By: Forrest L. Ludsen  
Forrest L. Ludsen, Vice President  
Customer Services

Florida Public Service Commission

APPROVED

Authority No. WS-93-0217

Docket No. N/A

Order No. N/A

Effective October 22, 1993

*Charles H. Hill*

Director  
Division of Water and Wastewater

SERVICE AVAILABILITY CHARGES

Allowance For Funds Prudently Invested (Con't)

PALM PORT  
Putnam County

TREATMENT PLANT

	1992	1993	1994	1995	1996	1997	1998
January	4.61	60.01	117.23	179.19	246.41	312.87	312.87
February	9.21	64.75	122.35	184.75	252.45	312.87	312.87
March	13.82	69.48	127.48	190.31	258.49	312.87	312.87
April	18.42	74.22	132.61	195.87	264.53	312.87	312.87
May	23.03	78.95	137.74	201.44	270.58	312.87	312.87
June	27.64	83.69	142.86	207.00	276.62	312.87	312.87
July	32.24	88.42	147.99	212.56	282.66	312.87	312.87
August	36.85	93.16	153.12	218.12	288.70	312.87	312.87
September	41.46	97.89	158.25	223.68	294.74	312.87	312.87
October	46.06	102.63	163.37	229.24	300.79	312.87	312.87
November	50.67	107.36	168.50	234.81	306.83	312.87	312.87
December	55.27	112.10	173.63	240.37	312.87	312.87	312.87

- Notes:
1. The amounts indicated above are per ERC (ERC = 130 gpd).
  2. The number of remaining ERC's is 41.
  3. If the number of remaining ERC's has not connected by December, 1998, the maximum charge of \$312.87 remains in effect after December, 1998.

Effective Date: September 15, 1993

By: Forrest L. Ludsen  
Forrest L. Ludsen, Vice President  
Customer Services

Florida Public Service Commission

APPROVED

Authority No. WS-93-0217

Docket No. N/A

Order No. N/A

Effective October 22, 1993

*Charles H. Hill*

Director  
Division of Water and Wastewater

SERVICE AVAILABILITY CHARGES

Allowance For Funds Prudently Invested (Con't)

PALM PORT (Con't)  
Putnam County

TRANSMISSION/DISTRIBUTION

	1992	1993	1994	1995	1996	1997	1998
January	5.83	75.14	136.96	198.95	261.14	318.34	318.34
February	11.66	80.29	142.12	204.13	266.34	318.34	318.34
March	17.50	85.44	147.29	209.31	271.54	318.34	318.34
April	23.33	90.59	152.45	214.50	276.74	318.34	318.34
May	29.16	95.74	157.62	219.68	281.94	318.34	318.34
June	34.99	100.89	162.78	224.86	287.14	318.34	318.34
July	40.82	106.04	167.95	230.04	292.34	318.34	318.34
August	46.66	111.19	173.11	235.22	297.54	318.34	318.34
September	52.49	116.34	178.28	240.40	302.74	318.34	318.34
October	58.32	121.49	183.44	245.58	307.94	318.34	318.34
November	64.15	126.64	188.61	250.76	313.14	318.34	318.34
December	69.99	131.79	193.77	255.95	318.34	318.34	318.34

- Notes:**
1. The amounts indicated above are per ERC (ERC = 130 gpd).
  2. The number of remaining ERC's is 49.
  3. If the number of remaining ERC's has not connected by December, 1998, the maximum charge of \$318.34 remains in effect after December, 1998.

Effective Date: September 15, 1993

By:   
Forrest L. Ludsen, Vice President  
Customer Services

Florida Public Service Commission

APPROVED

Authority No. WS-93-0217

Docket No. N/A

Order No. N/A

Effective October 22, 1993

*Charles H. Hill*

Director  
Division of Water and Wastewater



SERVICE AVAILABILITY CHARGES

Allowance For Funds Prudently Invested (Con't)


PINE RIDGE  
Citrus County

TRANSMISSION/DISTRIBUTION

	1992	1993	1994	1995	1996	1997	1998
January	4.33	56.55	112.10	172.66	238.77	304.48	304.48
February	8.66	61.15	117.11	178.13	244.74	304.48	304.48
March	12.99	65.74	122.12	183.59	250.72	304.48	304.48
April	17.32	70.34	127.12	189.06	256.69	304.48	304.48
May	21.65	74.93	132.13	194.53	262.67	304.48	304.48
June	25.98	79.52	137.14	199.99	268.64	304.48	304.48
July	30.31	84.12	142.15	205.46	274.61	304.48	304.48
August	34.64	88.71	147.16	210.93	280.59	304.48	304.48
September	38.97	93.31	152.17	216.39	286.56	304.48	304.48
October	43.30	97.90	157.18	221.86	292.54	304.48	304.48
November	47.63	102.50	162.18	227.33	298.51	304.48	304.48
December	51.96	107.09	167.19	232.80	304.48	304.48	304.48

- Notes:
1. The amounts indicated above are per ERC (ERC = 182 gpd).
  2. The number of remaining ERC's is 4,134.
  3. If the number of remaining ERC's has not connected by December, 1998, the maximum charge of \$304.48 remains in effect after December, 1998.

Effective Date: September 15, 1993

By:   
Forrest L. Ludsen, Vice President  
Customer Services

Florida Public Service Commission

APPROVED

Authority No. WS-93-0217

Docket No. N/A

Order No. N/A

Effective October 22, 1993

*Charles H. Hill*

Director  
Division of Water and Wastewater

SERVICE AVAILABILITY CHARGES

Allowance For Funds Prudently Invested (Con't)


POINT O'WOODS  
Marion County

TRANSMISSION/DISTRIBUTION

	1992	1993	1994	1995	1996	1997	1998
January	0.84	10.94	21.27	32.46	44.58	56.56	56.56
February	1.68	11.80	22.20	33.46	45.67	56.56	56.56
March	2.52	12.65	23.12	34.46	46.76	56.56	56.56
April	3.36	13.51	24.05	35.47	47.85	56.56	56.56
May	4.20	14.36	24.98	36.47	48.94	56.56	56.56
June	5.04	15.22	25.90	37.47	50.03	56.56	56.56
July	5.88	16.07	26.83	38.48	51.12	56.56	56.56
August	6.73	16.93	27.75	39.48	52.21	56.56	56.56
September	7.57	17.78	28.68	40.48	53.30	56.56	56.56
October	8.41	18.64	29.60	41.48	54.38	56.56	56.56
November	9.25	19.49	30.53	42.49	55.47	56.56	56.56
December	10.09	20.35	31.45	43.49	56.56	56.56	56.56

- Notes:
1. The amounts indicated above are per ERC (ERC = 142 gpd).
  2. The number of remaining ERC's is 86.
  3. If the number of remaining ERC's has not connected by December, 1998, the maximum charge of \$56.56 remains in effect after December, 1998.

Effective Date: September 15, 1993

By:   
Forrest L. Lutsen, Vice President  
Customer Services

Florida Public Service Commission

APPROVED

Authority No. WS-93-0217

Docket No. N/A

Order No. N/A

Effective October 22, 1993

*Charles H. Hill*

Director  
Division of Water and Wastewater

SERVICE AVAILABILITY CHARGES

Allowance For Funds Prudently Invested (Con't)


QUAIL RIDGE  
Lake County

TRANSMISSION/DISTRIBUTION

	1992	1993	1994	1995	1996	1997	1998
January	2.25	29.42	58.47	90.19	124.85	159.34	159.34
February	4.50	31.82	61.10	93.05	127.99	159.34	159.34
March	6.75	34.23	63.72	95.92	131.12	159.34	159.34
April	9.01	36.63	66.34	98.79	134.26	159.34	159.34
May	11.26	39.03	68.96	101.65	137.39	159.34	159.34
June	13.51	41.43	71.59	104.52	140.53	159.34	159.34
July	15.76	43.84	74.21	107.39	143.67	159.34	159.34
August	18.01	46.24	76.83	110.25	146.80	159.34	159.34
September	20.26	48.64	79.45	113.12	149.94	159.34	159.34
October	22.51	51.04	82.08	115.98	153.07	159.34	159.34
November	24.77	53.45	84.70	118.85	156.21	159.34	159.34
December	27.02	55.85	87.32	121.72	159.34	159.34	159.34

- Notes:
1. The amounts indicated above are per ERC (ERC = 350 gpd).
  2. The number of remaining ERC's is 108.
  3. If the number of remaining ERC's has not connected by December, 1998, the maximum charge of \$159.34 remains in effect after December, 1998.

Effective Date: September 15, 1993

By:   
Forrest L. Ludsen, Vice President  
Customer Services

Florida Public Service Commission

**APPROVED**

Authority No. WS-93-0217

Docket No. N/A

Order No. N/A

Effective October 22, 1993

*Charles H. Hill*

Director  
Division of Water and Wastewater

SERVICE AVAILABILITY CHARGES

Allowance For Funds Prudently Invested (Con't)

SARATOGA HARBOUR  
Putnam County

TREATMENT PLANT

	1992	1993	1994	1995	1996	1997	1998
January	10.28	134.09	263.78	404.26	556.69	707.43	707.43
February	20.56	144.82	275.40	416.87	570.40	707.43	707.43
March	30.84	155.56	287.03	429.49	584.10	707.43	707.43
April	41.12	166.29	298.65	442.10	597.81	707.43	707.43
May	51.40	177.02	310.28	454.71	611.51	707.43	707.43
June	61.68	187.76	321.90	467.32	625.21	707.43	707.43
July	71.96	198.49	333.53	479.93	638.92	707.43	707.43
August	82.24	209.22	345.15	492.54	652.62	707.43	707.43
September	92.52	219.96	356.78	505.16	666.32	707.43	707.43
October	102.80	230.69	368.40	517.77	680.03	707.43	707.43
November	113.08	241.42	380.03	530.38	693.73	707.43	707.43
December	123.36	252.16	391.65	542.99	707.43	707.43	707.43

- Notes:
1. The amounts indicated above are per ERC (ERC = 97 gpd).
  2. The number of remaining ERC's is 124.
  3. If the number of remaining ERC's has not connected by December, 1998, the maximum charge of \$707.43 remains in effect after December, 1998.

Effective Date: September 15, 1993

By: Forrest L. Ludsen  
Forrest L. Ludsen, Vice President  
Customer Services

Florida Public Service Commission

APPROVED

Authority No. WS-93-0217

Docket No. N/A

Order No. N/A

Effective October 22, 1993

*Charles H. Hill*

Director  
Division of Water and Wastewater



SERVICE AVAILABILITY CHARGES

Allowance For Funds Prudently Invested (Con't)


SPRING HILL  
Hernando County

TREATMENT PLANT

	1992	1993	1994	1995	1996	1997	1998
January	1.44	18.86	37.38	57.58	79.66	101.62	101.62
February	2.89	20.40	39.05	59.41	81.65	101.62	101.62
March	4.33	21.93	40.72	61.24	83.65	101.62	101.62
April	5.78	23.46	42.39	63.06	85.65	101.62	101.62
May	7.22	24.99	44.06	64.89	87.64	101.62	101.62
June	8.67	26.52	45.73	66.71	89.64	101.62	101.62
July	10.11	28.05	47.41	68.54	91.64	101.62	101.62
August	11.55	29.58	49.08	70.36	93.63	101.62	101.62
September	13.00	31.11	50.75	72.19	95.63	101.62	101.62
October	14.44	32.65	52.42	74.01	97.62	101.62	101.62
November	15.89	34.18	54.09	75.84	99.62	101.62	101.62
December	17.33	35.71	55.76	77.66	101.62	101.62	101.62

- Notes:**
1. The amounts indicated above are per ERC (ERC = 308 gpd).
  2. The number of remaining ERC's is 7,028.
  3. If the number of remaining ERC's has not connected by December, 1998, the maximum charge of \$101.62 remains in effect after December, 1998.

Effective Date: September 15, 1993

By:   
Forrest L. Ludsen, Vice President  
Customer Services

Florida Public Service Commission

APPROVED

Authority No. WS-93-0217

Docket No. N/A

Order No. N/A

Effective October 22, 1993

*Charles H. Hill*

Director  
Division of Water and Wastewater

SERVICE AVAILABILITY CHARGES

Allowance For Funds Prudently Invested (Con't)


SUGAR MILL  
Volusia County

TREATMENT PLANT

	1992	1993	1994	1995	1996	1997	1998
January	3.59	46.73	91.22	139.09	190.69	241.42	241.42
February	7.17	50.41	95.19	143.36	195.30	241.42	241.42
March	10.76	54.10	99.15	147.63	199.91	241.42	241.42
April	14.35	57.78	103.11	151.90	204.52	241.42	241.42
May	17.94	61.47	107.08	156.18	209.14	241.42	241.42
June	21.52	65.15	111.04	160.45	213.75	241.42	241.42
July	25.11	68.84	115.00	164.72	218.36	241.42	241.42
August	28.70	72.52	118.97	168.99	222.97	241.42	241.42
September	32.28	76.21	122.93	173.26	227.58	241.42	241.42
October	35.87	79.89	126.89	177.53	232.20	241.42	241.42
November	39.46	83.58	130.86	181.80	236.81	241.42	241.42
December	43.05	87.26	134.82	186.07	241.42	241.42	241.42

- Notes:
1. The amounts indicated above are per ERC (ERC = 109 gpd).
  2. The number of remaining ERC's is 1,205.
  3. If the number of remaining ERC's has not connected by December, 1998, the maximum charge of \$241.42 remains in effect after December, 1998.

Effective Date: September 15, 1993

By:   
Forrest L. Ludsen, Vice President  
Customer Services

Florida Public Service Commission

APPROVED

Authority No. WS-93-0217

Docket No. N/A

Order No. N/A

Effective October 22, 1993

*Charles H. Hill*

Director  
Division of Water and Wastewater

SERVICE AVAILABILITY CHARGES

Allowance For Funds Prudently Invested (Con't)

SUGAR MILL WOODS  
Citrus County

TRANSMISSION/DISTRIBUTION

	1992	1993	1994	1995	1996	1997	1998
January	3.59	46.87	93.17	143.72	198.96	253.94	253.94
February	7.17	50.70	97.35	148.28	203.96	253.94	253.94
March	10.76	54.53	101.53	152.85	208.96	253.94	253.94
April	14.35	58.36	105.71	157.42	213.96	253.94	253.94
May	17.93	62.19	109.89	161.99	218.95	253.94	253.94
June	21.52	66.01	114.07	166.56	223.95	253.94	253.94
July	25.11	69.84	118.25	171.12	228.95	253.94	253.94
August	28.69	73.67	122.43	175.69	233.95	253.94	253.94
September	32.28	77.50	126.61	180.26	238.95	253.94	253.94
October	35.87	81.33	130.79	184.83	243.94	253.94	253.94
November	39.45	85.16	134.97	189.40	248.94	253.94	253.94
December	43.04	88.99	139.15	193.97	253.94	253.94	253.94

- Notes:
1. The amounts indicated above are per ERC (ERC = 215 gpd).
  2. The number of remaining ERC's is 7,229.
  3. If the number of remaining ERC's has not connected by December, 1998, the maximum charge of \$253.94 remains in effect after December, 1998.

Effective Date: September 15, 1993

By:   
Forrest L. Ludsen, Vice President  
Customer Services

Florida Public Service Commission

APPROVED

Authority No. WS-93-0217

Docket No. N/A

Order No. N/A

Effective October 22, 1993

*Charles H. Hill*

Director  
Division of Water and Wastewater

SERVICE AVAILABILITY CHARGES

Allowance For Funds Prudently Invested (Con't)


SUNNY HILLS  
Washington County

TREATMENT PLANT

	1992	1993	1994	1995	1996	1997	1998
January	2.17	28.22	53.88	80.90	109.45	137.02	137.02
February	4.35	30.35	56.12	83.27	111.96	137.02	137.02
March	6.52	32.48	58.36	85.64	114.46	137.02	137.02
April	8.70	34.61	60.60	88.01	116.97	137.02	137.02
May	10.87	36.73	62.84	90.37	119.48	137.02	137.02
June	13.05	38.86	65.08	92.74	121.98	137.02	137.02
July	15.22	40.99	67.33	95.11	124.49	137.02	137.02
August	17.39	43.12	69.57	97.47	126.99	137.02	137.02
September	19.57	45.25	71.81	99.84	129.50	137.02	137.02
October	21.74	47.38	74.05	102.21	132.01	137.02	137.02
November	23.92	49.50	76.29	104.58	134.51	137.02	137.02
December	26.09	51.63	78.54	106.94	137.02	137.02	137.02

- Notes:
1. The amounts indicated above are per ERC (ERC = 136 gpd).
  2. The number of remaining ERC's is 271.
  3. If the number of remaining ERC's has not connected by December, 1998, the maximum charge of \$137.02 remains in effect after December, 1998.

Effective Date: September 15, 1993

By:   
Forrest L. Ludsen, Vice President  
Customer Services

Florida Public Service Commission

APPROVED

Authority No. WS-93-0217

Docket No. N/A

Order No. N/A

Effective October 22, 1993

*Charles H. Hill*

Director  
Division of Water and Wastewater



SERVICE AVAILABILITY CHARGES

Allowance For Funds Prudently Invested (Con't)

SUNNY HILLS (Con't)  
Washington County

TRANSMISSION/DISTRIBUTION

	1992	1993	1994	1995	1996	1997	1998
January	1.84	24.10	47.85	73.77	102.08	130.24	130.24
February	3.69	26.07	50.00	76.11	104.64	130.24	130.24
March	5.53	28.03	52.14	78.45	107.20	130.24	130.24
April	7.38	30.00	54.28	80.79	109.76	130.24	130.24
May	9.22	31.96	56.43	83.13	112.32	130.24	130.24
June	11.07	33.92	58.57	85.48	114.88	130.24	130.24
July	12.91	35.89	60.71	87.82	117.44	130.24	130.24
August	14.76	37.85	62.86	90.16	120.00	130.24	130.24
September	16.60	39.82	65.00	92.50	122.56	130.24	130.24
October	18.45	41.78	67.14	94.84	125.12	130.24	130.24
November	20.29	43.75	69.29	97.18	127.68	130.24	130.24
December	22.14	45.71	71.43	99.52	130.24	130.24	130.24

- Notes:
1. The amounts indicated above are per ERC (ERC = 136 gpd).
  2. The number of remaining ERC's is 4,978.
  3. If the number of remaining ERC's has not connected by December, 1998, the maximum charge of \$130.24 remains in effect after December, 1998.

Effective Date: September 15, 1993

By:   
Forrest L. Ludsen, Vice President  
Customer Services

Florida Public Service Commission

APPROVED

Authority No. WS-93-0217

Docket No. N/A

Order No. N/A

Effective October 22, 1993

*Charles H. Hill*

Director  
Division of Water and Wastewater

SERVICE AVAILABILITY CHARGES

Allowance For Funds Prudently Invested (Con't)

VENETIAN VILLAGE  
Lake County

TREATMENT PLANT

	1992	1993	1994	1995	1996	1997	1998
January	0.10	1.26	2.53	3.93	5.48	7.03	7.03
February	0.19	1.37	2.65	4.06	5.62	7.03	7.03
March	0.29	1.47	2.76	4.19	5.76	7.03	7.03
April	0.39	1.58	2.88	4.31	5.90	7.03	7.03
May	0.48	1.68	2.99	4.44	6.04	7.03	7.03
June	0.58	1.79	3.11	4.57	6.18	7.03	7.03
July	0.68	1.89	3.23	4.70	6.32	7.03	7.03
August	0.77	2.00	3.34	4.83	6.46	7.03	7.03
September	0.87	2.10	3.46	4.95	6.61	7.03	7.03
October	0.97	2.21	3.57	5.08	6.75	7.03	7.03
November	1.06	2.31	3.69	5.21	6.89	7.03	7.03
December	1.16	2.42	3.80	5.34	7.03	7.03	7.03

- Notes:
1. The amounts indicated above are per ERC (ERC = 176 gpd).
  2. The number of remaining ERC's is 959.
  3. If the number of remaining ERC's has not connected by December, 1998, the maximum charge of \$7.03 remains in effect after December, 1998.

Effective Date: September 15, 1993

By:   
Forrest L. Ludsen, Vice President  
Customer Services

Florida Public Service Commission

APPROVED

Authority No. WS-93-0217

Docket No. N/A

Order No. N/A

Effective October 22, 1993

*Charles H. Hill*

Director  
Division of Water and Wastewater

SERVICE AVAILABILITY CHARGES

Allowance For Funds Prudently Invested (Con't)


WOODMERE  
Duval County

TREATMENT PLANT

	1992	1993	1994	1995	1996	1997	1998
January	1.56	20.37	40.41	62.24	86.07	109.74	109.74
February	3.12	22.03	42.21	64.21	88.22	109.74	109.74
March	4.68	23.69	44.02	66.18	90.37	109.74	109.74
April	6.24	25.34	45.82	68.15	92.52	109.74	109.74
May	7.80	27.00	47.63	70.12	94.68	109.74	109.74
June	9.36	28.66	49.44	72.09	96.83	109.74	109.74
July	10.92	30.31	51.24	74.06	98.98	109.74	109.74
August	12.48	31.97	53.05	76.03	101.13	109.74	109.74
September	14.04	33.63	54.85	78.00	103.28	109.74	109.74
October	15.59	35.29	56.66	79.97	105.44	109.74	109.74
November	17.15	36.94	58.46	81.94	107.59	109.74	109.74
December	18.71	38.60	60.27	83.91	109.74	109.74	109.74

- Notes:**
1. The amounts indicated above are per ERC (ERC = 320 gpd).
  2. The number of remaining ERC's is 935.
  3. If the number of remaining ERC's has not connected by December, 1998, the maximum charge of \$109.74 remains in effect after December, 1998.

Effective Date: September 15, 1993

By:   
Forrest L. Ludsen, Vice President  
Customer Services

Florida Public Service Commission

APPROVED

Authority No. WS-93-0217

Docket No. N/A

Order No. N/A

Effective October 22, 1993

*Charles H. Hill*

Director  
Division of Water and Wastewater

SERVICE AVAILABILITY CHARGES

Allowance For Funds Prudently Invested (Con't)

WOODMERE (Con't)  
Duval County

DISTRIBUTION SYSTEM

	1990/1991	1991/1992	1992/1993	1993/1994	1994/1995
June	1.39	18.19	35.89	55.04	75.78
July	2.79	19.65	37.47	56.76	77.65
August	4.18	21.12	39.06	58.47	79.51
September	5.57	22.58	40.64	60.19	81.37
October	6.97	24.05	42.23	61.91	83.23
November	8.36	25.51	43.81	63.62	85.09
December	9.75	26.98	45.40	65.34	86.96
January	11.15	28.44	46.98	67.06	88.82
February	12.54	29.91	48.57	68.77	90.68
March	13.94	31.37	50.15	70.49	92.54
April	15.33	32.84	51.74	72.21	94.40
May	16.72	34.30	53.32	73.92	96.26

- Notes:
1. Amounts indicated above are per ERC.
  2. Charges will be collected until the system reaches a capacity of 460 ERCs.
  3. If the Company has not connected 460 ERCs after five years, the maximum charge of \$96.26 remains the same after May 1995.

Effective Date: June 5, 1992

By: Forrest L. Ludsen  
Forrest L. Ludsen, Vice President  
Customer Services

Florida Public Service Commission

APPROVED

Authority No. WS-93-0217

Docket No. N/A

Order No. N/A

Effective October 22, 1993

Director  
Division of Water and Wastewater



SERVICE AVAILABILITY CHARGES

**ALLOWANCE FOR FUNDS PRUDENTLY INVESTED**  
**(AFPI)**

**AVAILABILITY:**

Available throughout the area served by the system.

**APPLICABILITY:**

For all future water Customers connecting to the system.

**LIMITATIONS:**

Subject to all the Rules and Regulations of this Tariff and General Rules and Regulations of the Commission.

**CHARGES:**

A one time charge based upon the month of initial connection or the month the Customer prepays the Service Availability charge, whichever comes first.

---

Effective Date: August 26, 1992

By: Forrest L. Ludsen  
Forrest L. Ludsen, Vice President  
Customer Services

Florida Public Service Commission

APPROVED

Authority No. WS-92-0216

Docket No. 910662-WS

Order No. 25575

Effective August 26, 1992

*Charles H. Hill*

Director  
Division of Water and Sewer

SERVICE AVAILABILITY CHARGES

Allowance For Funds Prudently Invested (Con't)


AMELIA ISLAND  
Nassau County

TREATMENT PLANT

	1992	1993	1994	1995	1996	1997	1998
January	8.49	110.58	215.60	328.97	451.60	572.52	572.52
February	16.98	119.27	224.98	339.12	462.59	572.52	572.52
March	25.47	127.97	234.37	349.27	473.58	572.52	572.52
April	33.96	136.66	243.75	359.42	484.58	572.52	572.52
May	42.45	145.35	253.13	369.57	495.57	572.52	572.52
June	50.94	154.05	262.52	379.71	506.56	572.52	572.52
July	59.43	162.74	271.90	389.86	517.56	572.52	572.52
August	67.92	171.44	281.29	400.01	528.55	572.52	572.52
September	76.41	180.13	290.67	410.16	539.54	572.52	572.52
October	84.90	188.82	300.06	420.31	550.54	572.52	572.52
November	93.39	197.52	309.44	430.45	561.53	572.52	572.52
December	101.88	206.21	318.83	440.60	572.52	572.52	572.52

- Notes:
1. The amounts indicated above are per ERC (ERC = 346 gpd).
  2. The number of remaining ERC's is 161.
  3. If the number of remaining ERC's has not connected by December, 1998, the maximum charge of \$572.52 remains in effect after December, 1998.

Effective Date: September 15, 1993

By:   
Forrest L. Ludsen, Vice President  
Customer Services

Florida Public Service Commission

APPROVED

Authority No. WS-93-0217

Docket No. N/A

Order No. N/A

Effective October 22, 1993

*Charles H. Hill*

Director  
Division of Water and Wastewater

SERVICE AVAILABILITY CHARGES

Allowance For Funds Prudently Invested (Con't)

BEACON HILLS  
Duval County

TREATMENT PLANT

	1992	1993	1994	1995	1996	1997	1998
January	4.50	58.65	115.30	176.88	243.92	310.39	310.39
February	8.99	63.33	120.40	182.43	249.96	310.39	310.39
March	13.49	68.02	125.49	187.97	256.00	310.39	310.39
April	17.99	72.71	130.58	193.52	262.05	310.39	310.39
May	22.48	77.40	135.68	199.06	268.09	310.39	310.39
June	26.98	82.08	140.77	204.61	274.13	310.39	310.39
July	31.48	86.77	145.87	210.15	280.18	310.39	310.39
August	35.97	91.46	150.96	215.70	286.22	310.39	310.39
September	40.47	96.15	156.06	221.24	292.26	310.39	310.39
October	44.97	100.83	161.15	226.79	298.31	310.39	310.39
November	49.46	105.52	166.24	232.33	304.35	310.39	310.39
December	53.96	110.21	171.34	237.87	310.39	310.39	310.39

- Notes:
1. The amounts indicated above are per ERC (ERC = 175 gpd).
  2. The number of remaining ERC's is 1,634.
  3. If the number of remaining ERC's has not connected by December, 1998, the maximum charge of \$310.39 remains in effect after December, 1998.

Effective Date: September 15, 1993

By: Forrest L. Ludsen  
Forrest L. Ludsen, Vice President  
Customer Services

Florida Public Service Commission

APPROVED

Authority No. WS-93-0217

Docket No. N/A

Order No. N/A

Effective October 22, 1993

*Charles H. Hill*

Director  
Division of Water and Wastewater

SERVICE AVAILABILITY CHARGES

Allowance For Funds Prudently Invested (Con't)

CHULUOTA  
Seminole County

TREATMENT PLANT

	1990/1991	1991/1992	1992/1993	1993/1994	1994/1995
April	46.25	612.74	1,204.13	1,839.48	2,526.07
May	92.51	661.72	1,256.74	1,896.09	2,587.06
June	138.76	710.70	1,309.35	1,952.69	2,648.06
July	185.98	759.68	1,361.97	2,009.30	2,709.06
August	233.20	808.66	1,414.58	2,065.91	2,770.06
September	280.43	857.64	1,467.19	2,122.51	2,831.06
October	327.65	906.62	1,519.81	2,179.12	2,892.05
November	374.87	955.60	1,572.42	2,235.73	2,953.05
December	422.10	1,004.58	1,625.03	2,292.34	3,014.05
January	469.32	1,053.56	1,677.64	2,348.94	3,075.05
February	516.54	1,102.53	1,730.26	2,405.55	3,136.05
March	563.76	1,151.51	1,782.87	2,462.16	3,197.04

- Notes:
1. Amounts indicated above are per ERC and are applicable to the treatment plant.
  2. Charges will be collected until the system reaches a capacity of 244 ERCs.
  3. If the Company has not connected 244 ERCs after five years, the maximum charge of \$3,197.04 remains the same after March, 1995.

Effective Date: June 5, 1992

By:   
Forrest L. Lutsen, Vice President  
Customer Services

Florida Public Service Commission

APPROVED

Authority No. WS-93-0217

Docket No. N/A

Order No. N/A

Effective October 22, 1993

*Charles H. Hill*

Director  
Division of Water and Wastewater



SERVICE AVAILABILITY CHARGES

Allowance For Funds Prudently Invested (Con't)

CITRUS SPRINGS  
Citrus County

TREATMENT PLANT

	1992	1993	1994	1995	1996	1997	1998
January	2.00	25.89	48.64	72.25	96.80	120.17	120.17
February	4.00	27.78	50.60	74.28	98.92	120.17	120.17
March	6.00	29.67	52.56	76.32	101.05	120.17	120.17
April	8.00	31.56	54.52	78.36	103.17	120.17	120.17
May	10.00	33.45	56.48	80.40	105.30	120.17	120.17
June	12.00	35.34	58.44	82.44	107.42	120.17	120.17
July	14.00	37.23	60.40	84.48	109.54	120.17	120.17
August	16.00	39.12	62.36	86.52	111.67	120.17	120.17
September	18.00	41.01	64.33	88.55	113.79	120.17	120.17
October	20.00	42.90	66.29	90.59	115.92	120.17	120.17
November	22.00	44.79	68.25	92.63	118.04	120.17	120.17
December	24.00	46.68	70.21	94.67	120.17	120.17	120.17

- Notes:
1. The amounts indicated above are per ERC (ERC = 130 gpd).
  2. The number of remaining ERC's is 657.
  3. If the number of remaining ERC's has not connected by December, 1998, the maximum charge of \$120.17 remains in effect after December, 1998.

Effective Date: September 15, 1993

By: Forrest L. Ludsen  
Forrest L. Ludsen, Vice President  
Customer Services

Florida Public Service Commission

APPROVED

Authority No. WS-93-0217

Docket No. N/A

Order No. N/A

Effective October 22, 1993

*Charles H. Hill*

Director  
Division of Water and Wastewater

SERVICE AVAILABILITY CHARGES

Allowance For Funds Prudently Invested (Con't)

CITRUS SPRINGS (Con't)  
Citrus County

COLLECTION SYSTEM

	1992	1993	1994	1995	1996	1997	1998
January	3.29	42.91	84.51	129.81	179.19	228.23	228.23
February	6.58	46.35	88.26	133.89	183.65	228.23	228.23
March	9.87	49.79	92.01	137.98	188.11	228.23	228.23
April	13.16	53.24	95.75	142.06	192.56	228.23	228.23
May	16.45	56.68	99.50	146.14	197.02	228.23	228.23
June	19.73	60.12	103.25	150.23	201.48	228.23	228.23
July	23.02	63.56	106.99	154.31	205.94	228.23	228.23
August	26.31	67.00	110.74	158.40	210.39	228.23	228.23
September	29.60	70.44	114.49	162.48	214.85	228.23	228.23
October	32.89	73.88	118.23	166.56	219.31	228.23	228.23
November	36.18	77.33	121.98	170.65	223.77	228.23	228.23
December	39.47	80.77	125.72	174.73	228.23	228.23	228.23

- Notes:
1. The amounts indicated above are per ERC (ERC = 130 gpd).
  2. The number of remaining ERC's is 1,797.
  3. If the number of remaining ERC's has not connected by December, 1998, the maximum charge of \$228.23 remains in effect after December, 1998.

Effective Date: September 15, 1993

By: Forrest L. Ludsen  
Forrest L. Ludsen, Vice President  
Customer Services

Florida Public Service Commission

APPROVED

Authority No. WS-93-0217

Docket No. N/A

Order No. N/A

Effective October 22, 1993

*Charles H. Hill*

Director  
Division of Water and Wastewater

SERVICE AVAILABILITY CHARGES

Allowance For Funds Prudently Invested (Con't)

DELTONA  
Volusia County

TREATMENT PLANT

	1983	1984	1985	1986	1987
January	1.21	15.89	31.98	49.69	69.26
February	2.43	17.22	33.44	51.30	71.05
March	3.64	18.55	34.91	52.92	72.84
April	4.85	19.88	36.37	54.54	74.64
May	6.07	21.21	37.83	56.15	76.43
June	7.28	22.54	39.30	57.77	78.22
July	8.50	23.87	40.76	59.39	80.01
August	9.71	25.20	42.22	61.00	81.81
September	10.92	26.53	43.68	62.62	83.60
October	12.14	27.86	45.15	64.23	85.39
November	13.35	29.19	46.61	65.85	87.18
December	14.56	30.52	48.07	67.47	88.98

Notes: 1. A one time charge based upon the month of initial connection or the month the Customer prepays the Service Availability Charge, whichever comes first.

Effective Date: August 26, 1992

By: Forrest L. Ludsen  
Forrest L. Ludsen, Vice President  
Customer Services

Florida Public Service Commission

APPROVED

Authority No. WS-93-0217

Docket No. N/A

Order No. N/A

Effective October 22, 1993

*Charles H. HEO*

Director  
Division of Water and Wastewater

SERVICE AVAILABILITY CHARGES

Allowance For Funds Prudently Invested (Con't)

FLORIDA CENTRAL COMMERCE PARK  
Seminole County

TREATMENT PLANT

	1992	1993	1994	1995	1996	1997	1998
January	24.50	318.44	613.13	926.47	1260.43	1585.57	1585.57
February	49.00	342.86	639.10	954.14	1289.98	1585.57	1585.57
March	73.50	367.29	665.07	981.81	1319.54	1585.57	1585.57
April	98.00	391.72	691.04	1009.18	1349.10	1585.57	1585.57
May	122.50	416.15	717.01	1037.16	1378.66	1585.57	1585.57
June	147.00	440.58	742.98	1064.83	1408.22	1585.57	1585.57
July	171.50	465.01	768.95	1092.50	1437.78	1585.57	1585.57
August	196.00	489.44	794.92	1120.18	1467.33	1585.57	1585.57
September	220.50	513.87	820.89	1147.85	1496.89	1585.57	1585.57
October	245.00	538.30	846.86	1175.52	1526.45	1585.57	1585.57
November	269.50	562.73	872.82	1203.19	1556.01	1585.57	1585.57
December	294.01	587.16	898.79	1230.87	1585.57	1585.57	1585.57

- Notes:
1. The amounts indicated above are per ERC (ERC = 195 gpd).
  2. The number of remaining ERC's is 203.
  3. If the number of remaining ERC's has not connected by December, 1998, the maximum charge of \$1,585.57 remains in effect after December, 1998.

Effective Date: September 15, 1993

By: Forrest L. Ludsen  
Forrest L. Ludsen, Vice President  
Customer Services

Florida Public Service Commission

APPROVED

Authority No. WS-93-0217

Docket No. N/A

Order No. N/A

Effective October 22, 1993

*Charles H. Hill*

Director  
Division of Water and Wastewater



SERVICE AVAILABILITY CHARGES

Allowance For Funds Prudently Invested (Con't)

FLORIDA CENTRAL COMMERCE PARK (Con't)  
Seminole County

COLLECTION SYSTEM

	1992	1993	1994	1995	1996	1997	1998
January	17.30	225.83	445.77	684.93	945.36	1203.69	1203.69
February	34.61	244.03	465.56	706.47	968.84	1203.69	1203.69
March	51.91	262.23	485.34	728.01	992.33	1203.69	1203.69
April	69.21	280.42	505.12	749.55	1015.81	1203.69	1203.69
May	86.52	298.62	524.91	771.09	1039.29	1203.69	1203.69
June	103.82	316.81	544.69	792.63	1062.78	1203.69	1203.69
July	121.12	335.01	564.47	814.17	1086.26	1203.69	1203.69
August	138.43	353.21	584.26	835.71	1109.75	1203.69	1203.69
September	155.73	371.40	604.04	857.25	1133.23	1203.69	1203.69
October	173.03	389.60	623.82	878.79	1156.72	1203.69	1203.69
November	190.34	407.79	643.61	900.33	1180.20	1203.69	1203.69
December	207.64	425.99	663.39	921.87	1203.69	1203.69	1203.69

- Notes:
1. The amounts indicated above are per ERC (ERC = 195 gpd).
  2. The number of remaining ERC's is 219.
  3. If the number of remaining ERC's has not connected by December, 1998, the maximum charge of \$1,203.69 remains in effect after December, 1998.

Effective Date: September 15, 1993

By: Forrest L. Ludsen  
Forrest L. Ludsen, Vice President  
Customer Services

Florida Public Service Commission

APPROVED

Authority No. WS-93-0217

Docket No. N/A

Order No. N/A

Effective October 22, 1993

*Charles H. Hill*

Director  
Division of Water and Wastewater

SERVICE AVAILABILITY CHARGES

Allowance For Funds Prudently Invested (Con't)

FOX RUN  
Martin County

TREATMENT PLANT

	1992	1993	1994	1995	1996	1997	1998
January	12.14	158.19	308.92	471.02	645.69	817.41	817.41
February	24.28	170.67	322.34	485.48	661.31	817.41	817.41
March	36.43	183.15	335.76	499.94	676.92	817.41	817.41
April	48.57	195.64	349.18	514.40	692.53	817.41	817.41
May	60.71	208.12	362.60	528.86	708.14	817.41	817.41
June	72.85	220.60	376.03	543.32	723.75	817.41	817.41
July	85.00	233.08	389.45	557.78	739.36	817.41	817.41
August	97.14	245.57	402.87	572.24	754.97	817.41	817.41
September	109.28	258.05	416.29	586.70	770.58	817.41	817.41
October	121.42	270.53	429.71	601.16	786.19	817.41	817.41
November	133.56	283.01	443.13	615.62	801.80	817.41	817.41
December	145.71	295.50	456.55	630.08	817.41	817.41	817.41

- Notes:
1. The amounts indicated above are per ERC (ERC = 230 gpd).
  2. The number of remaining ERC's is 61.
  3. If the number of remaining ERC's has not connected by December, 1998, the maximum charge of \$817.41 remains in effect after December, 1998.

Effective Date: September 15, 1993  
287

By: Forrest L. Ludsen  
Forrest L. Ludsen, Vice President  
Customer Services

Florida Public Service Commission

APPROVED

Authority No. WS-93-0217

Docket No. N/A

Order No. N/A

Effective October 22, 1993

*Charles H. Hill*

Director  
Division of Water and Wastewater

SERVICE AVAILABILITY CHARGES

Allowance For Funds Prudently Invested (Con't)

JUNGLE DEN  
Volusia County

TREATMENT PLANT

	1992	1993	1994	1995	1996	1997	1998
January	11.24	146.79	290.08	445.76	615.18	783.12	783.12
February	22.49	158.65	302.96	459.78	630.44	783.12	783.12
March	33.73	170.50	315.84	473.79	645.71	783.12	783.12
April	44.98	182.36	328.72	487.80	660.98	783.12	783.12
May	56.22	194.21	341.60	501.82	676.25	783.12	783.12
June	67.47	206.07	354.48	515.83	691.51	783.12	783.12
July	78.71	217.92	367.35	529.84	706.78	783.12	783.12
August	89.96	229.78	380.23	543.86	722.05	783.12	783.12
September	101.20	241.63	393.11	557.87	737.32	783.12	783.12
October	112.45	253.49	405.99	571.88	752.58	783.12	783.12
November	123.69	265.34	418.87	585.89	767.85	783.12	783.12
December	134.94	277.20	431.75	599.91	783.12	783.12	783.12

- Notes:
1. The amounts indicated above are per ERC (ERC = 103 gpd).
  2. The number of remaining ERC's is 62.
  3. If the number of remaining ERC's has not connected by December, 1998, the maximum charge of \$783.12 remains in effect after December, 1998.

Effective Date: September 15, 1993

By: Forrest L. Ludsen  
Forrest L. Ludsen, Vice President  
Customer Services

Florida Public Service Commission

APPROVED

Authority No. WS-93-0217

Docket No. N/A

Order No. N/A

Effective October 22, 1993

*Charles H. Hill*

Director  
Division of Water and Wastewater

SERVICE AVAILABILITY CHARGES

Allowance For Funds Prudently Invested (Con't)

LEHIGH  
Lee County

TREATMENT PLANT

	1992	1993	1994	1995	1996	1997
January	1.53	19.98	39.00	57.53	75.55	91.65
February	3.07	21.57	40.55	59.03	77.02	91.65
March	4.60	23.16	42.10	60.54	78.48	91.65
April	6.13	24.75	43.64	62.04	79.94	91.65
May	7.66	26.34	45.19	63.55	81.41	91.65
June	9.20	27.92	46.74	65.06	82.87	91.65
July	10.73	29.51	48.29	66.56	84.34	91.65
August	12.26	31.10	49.83	68.07	85.80	91.65
September	13.79	32.69	51.38	69.57	87.26	91.65
October	15.33	34.28	52.93	71.08	88.73	91.65
November	16.86	35.87	54.47	72.58	90.19	91.65
December	18.39	37.46	56.02	74.09	91.65	91.65

- Notes: 1. Amounts indicated above are per ERC (ERC = 194 gpd) and are applicable to the wastewater treatment plant.
2. Charges will be collected until the plant reaches a capacity of 10,825 ERCs.

Effective Date: April 30, 1993  
Final Rates

291

By: Forrest L. Ludsen  
Forrest L. Ludsen, Vice President  
Customer Services

Florida Public Service Commission

APPROVED

Authority No. WS-93-0217

Docket No. N/A

Order No. N/A

Effective October 22, 1993

*Charles H. Hill*

Director  
Division of Water and Wastewater



SERVICE AVAILABILITY CHARGES

Allowance For Funds Prudently Invested (Con't)

LEHIGH (Con't)  
Lee County

COLLECTION SYSTEM

	1992	1993	1994	1995	1996	1997
January	10.64	138.61	269.35	395.45	516.86	624.24
February	21.28	149.54	279.89	405.60	526.62	624.24
March	31.92	160.46	290.43	415.75	536.39	624.24
April	42.56	171.39	300.97	425.90	546.15	624.24
May	53.20	182.32	311.51	436.05	555.91	624.24
June	63.84	193.25	322.05	446.20	565.67	624.24
July	74.48	204.17	332.59	456.35	575.43	624.24
August	85.12	215.10	343.14	466.50	585.19	624.24
September	95.76	226.03	353.68	476.65	594.96	624.24
October	106.40	236.95	364.22	486.80	604.72	624.24
November	117.04	247.88	374.76	496.95	614.48	624.24
December	127.68	258.81	385.30	507.10	624.24	624.24

- Notes: 1. Amounts indicated above are per ERC (ERC = one single family residential lot) and are applicable to the collection system.  
2. Charges will be collected until the system reaches a capacity of 5,321 ERCs.

Effective Date: April 30, 1993  
Final Rates

293

By: Forrest L. Ludsen  
Forrest L. Ludsen, Vice President  
Customer Services

Florida Public Service Commission

APPROVED

Authority No. WS-93-0217

Docket No. N/A

Order No. N/A

Effective October 22, 1993

*Charles H. Hill*

Director  
Division of Water and Wastewater

SERVICE AVAILABILITY CHARGES

Allowance For Funds Prudently Invested (Con't)

LEISURE LAKES  
Highlands County

TREATMENT PLANT

	1992	1993	1994	1995	1996	1997	1998
January	1.99	25.88	50.44	76.85	105.31	133.30	133.30
February	3.97	27.92	52.62	79.20	107.86	133.30	133.30
March	5.96	29.95	54.81	81.56	110.40	133.30	133.30
April	7.95	31.98	57.00	83.92	112.95	133.30	133.30
May	9.94	34.02	59.18	86.27	115.49	133.30	133.30
June	11.92	36.05	61.37	88.63	118.04	133.30	133.30
July	13.91	38.08	63.56	90.99	120.58	133.30	133.30
August	15.90	40.12	65.74	93.34	123.12	133.30	133.30
September	17.89	42.15	67.93	95.70	125.67	133.30	133.30
October	19.87	44.18	70.12	98.06	128.21	133.30	133.30
November	21.86	46.22	72.30	100.41	130.76	133.30	133.30
December	23.85	48.25	74.49	102.77	133.30	133.30	133.30

- Notes:
1. The amounts indicated above are per ERC (ERC = 91 gpd).
  2. The number of remaining ERC's is 126.
  3. If the number of remaining ERC's has not connected by December, 1998, the maximum charge of \$133.30 remains in effect after December, 1998.

Effective Date: September 15, 1993

By: Forrest L. Ludsen  
Forrest L. Ludsen, Vice President  
Customer Services

Florida Public Service Commission

APPROVED

Authority No. WS-93-0217

Docket No. N/A

Order No. N/A

Effective October 22, 1993

*Charles H. Hill*

Director  
Division of Water and Wastewater

SERVICE AVAILABILITY CHARGES

Allowance For Funds Prudently Invested (Con't)

MARCO ISLAND  
Collier County

TREATMENT PLANT

	1993/1994	1994/1995	1995/1996	1996/1997	1997/1998
July	30.19	393.48	770.23	1,175.65	1,612.66
August	60.38	424.67	803.79	1,211.82	1,651.71
September	90.57	455.87	837.36	1,248.00	1,690.77
October	120.76	487.07	870.93	1,284.18	1,729.82
November	150.95	518.27	904.50	1,320.36	1,768.87
December	181.14	549.47	938.06	1,356.54	1,807.93
January	211.33	580.67	971.63	1,392.71	1,846.98
February	241.52	611.87	1,005.20	1,428.89	1,886.04
March	271.71	643.06	1,038.77	1,465.07	1,925.09
April	301.90	674.26	1,072.33	1,501.25	1,964.15
May	332.09	705.46	1,105.90	1,537.42	2,003.20
June	362.28	736.66	1,139.47	1,573.60	2,042.25

- Notes:
1. The amounts indicated above are per ERC (ERC = 414 gpd).
  2. The number of remaining ERC's is 1,476.
  3. If the number of remaining ERC's has not connected by June, 1998, the maximum charge of \$2,042.25 remains in effect after June, 1998.

Effective Date: September 15, 1993

By:   
Forrest L. Ludsen, Vice President  
Customer Services

Florida Public Service Commission

APPROVED

Authority No. WS-93-0217

Docket No. N/A

Order No. N/A

Effective October 22, 1993

*Charles H. Hill*

Director  
Division of Water and Wastewater

SERVICE AVAILABILITY CHARGES

Allowance For Funds Prudently Invested (Con't)


MARCO SHORES  
Collier County

TREATMENT PLANT

	1992	1993	1994	1995	1996	1997	1998
January	1.93	25.15	49.78	76.61	105.87	134.93	134.93
February	3.85	27.19	52.00	79.03	108.51	134.93	134.93
March	5.78	29.22	54.22	81.45	111.15	134.93	134.93
April	7.70	31.26	56.44	83.87	113.79	134.93	134.93
May	9.63	33.30	58.66	86.29	116.43	134.93	134.93
June	11.55	35.34	60.88	88.71	119.08	134.93	134.93
July	13.48	37.37	63.10	91.93	121.72	134.93	134.93
August	15.41	39.41	65.32	93.55	124.36	134.93	134.93
September	17.33	41.45	67.53	95.97	127.00	134.93	134.93
October	19.26	43.49	69.75	98.39	129.64	134.93	134.93
November	21.18	45.53	71.97	100.81	132.28	134.93	134.93
December	23.11	47.56	74.19	103.23	134.93	134.93	134.93

- Notes:
1. The amounts indicated above are per ERC (ERC = 101 gpd).
  2. The number of remaining ERC's is 708.
  3. If the number of remaining ERC's has not connected by December, 1998, the maximum charge of \$134.93 remains in effect after December, 1998.

Effective Date: September 15, 1993

By:   
Forrest L. Ludsen, Vice President  
Customer Services

Florida Public Service Commission

APPROVED

Authority No. WS-93-0217

Docket No. N/A

Order No. N/A

Effective October 22, 1993

*Charles H. Hill*

Director  
Division of Water and Wastewater



SERVICE AVAILABILITY CHARGES

Allowance For Funds Prudently Invested (Con't)

MARION OAKS  
Marion County

TREATMENT PLANT

	1992	1993	1994	1995	1996	1997	1998
January	3.94	51.23	99.39	151.02	206.50	260.89	260.89
February	7.87	55.22	103.67	155.62	211.44	260.89	260.89
March	11.81	59.21	107.94	160.21	216.39	260.89	260.89
April	15.75	63.20	112.22	164.81	221.33	260.89	260.89
May	19.68	67.19	116.50	169.40	226.28	260.89	260.89
June	23.62	71.18	120.77	173.99	231.22	260.89	260.89
July	27.55	75.16	125.05	178.59	236.17	260.89	260.89
August	31.49	79.15	129.32	183.18	241.11	260.89	260.89
September	35.43	83.14	133.60	187.77	246.06	260.89	260.89
October	39.36	87.13	137.88	192.37	251.00	260.89	260.89
November	43.30	91.12	142.15	196.96	255.95	260.89	260.89
December	47.24	95.11	146.43	201.55	260.89	260.89	260.89

- Notes:
1. The amounts indicated above are per ERC (ERC = 97 gpd).
  2. The number of remaining ERC's is 329.
  3. If the number of remaining ERC's has not connected by December, 1998, the maximum charge of \$260.89 remains in effect after December, 1998.

Effective Date: September 15, 1993

By: Forrest L. Ludsen  
Forrest L. Ludsen, Vice President  
Customer Services

Florida Public Service Commission

APPROVED

Authority No. WS-93-0217

Docket No. N/A

Order No. N/A

Effective October 22, 1993

*Charles H. Hill*

Director  
Division of Water and Wastewater

SERVICE AVAILABILITY CHARGES

Allowance For Funds Prudently Invested (Con't)

MARION OAKS (Con't)  
Marion County

COLLECTION SYSTEM

	1992	1993	1994	1995	1996	1997	1998
January	13.64	177.98	351.07	539.42	744.68	948.41	948.41
February	27.28	192.29	366.65	556.40	763.20	948.41	948.41
March	40.91	206.61	382.23	573.38	781.72	948.41	948.41
April	54.55	220.93	397.81	590.35	800.24	948.41	948.41
May	68.19	235.35	413.39	607.33	818.77	948.41	948.41
June	81.83	249.57	428.97	624.31	837.29	948.41	948.41
July	95.47	263.89	444.55	641.28	855.81	948.41	948.41
August	109.10	278.21	460.13	658.26	874.33	948.41	948.41
September	122.74	292.53	475.71	675.23	892.85	948.41	948.41
October	136.38	306.85	491.29	692.21	911.37	948.41	948.41
November	150.02	321.17	506.87	709.19	929.89	948.41	948.41
December	163.66	335.49	522.45	726.16	948.41	948.41	948.41

- Notes:
1. The amounts indicated above are per ERC (ERC = 97 gpd).
  2. The number of remaining ERC's is 272.
  3. If the number of remaining ERC's has not connected by December, 1998, the maximum charge of \$948.41 remains in effect after December, 1998.

Effective Date: September 15, 1993

By: Forrest L. Ludsen  
Forrest L. Ludsen, Vice President  
Customer Services

Florida Public Service Commission

APPROVED

Authority No. WS-93-0217

Docket No. N/A

Order No. N/A

Effective October 22, 1993

*Charles H. Hill*

Director  
Division of Water and Wastewater

SERVICE AVAILABILITY CHARGES

Allowance For Funds Prudently Invested (Con't)

PALM PORT  
Putnam County

TREATMENT PLANT

	1992	1993	1994	1995	1996	1997	1998
January	3.49	45.23	85.00	126.31	169.31	210.28	210.28
February	6.99	48.54	88.43	129.88	173.03	210.28	210.28
March	10.48	51.84	91.87	133.45	176.76	210.28	210.28
April	13.98	55.14	95.30	137.02	180.48	210.28	210.28
May	17.47	58.45	98.73	140.59	184.21	210.28	210.28
June	20.96	61.75	102.16	144.16	187.93	210.28	210.28
July	24.46	65.05	105.59	147.73	191.66	210.28	210.28
August	27.95	68.36	109.02	151.30	195.38	210.28	210.28
September	31.45	71.66	112.45	154.87	199.11	210.28	210.28
October	34.94	74.97	115.88	158.44	202.83	210.28	210.28
November	38.43	78.27	119.31	162.01	206.56	210.28	210.28
December	41.93	81.57	122.74	165.58	210.28	210.28	210.28

- Notes:
1. The amounts indicated above are per ERC (ERC = 170 gpd).
  2. The number of remaining ERC's is 115.
  3. If the number of remaining ERC's has not connected by December, 1998, the maximum charge of \$210.28 remains in effect after December, 1998.

Effective Date: September 15, 1993

By:   
Forrest L. Ludsen, Vice President  
Customer Services

Florida Public Service Commission

APPROVED

Authority No. WS-93-0217

Docket No. N/A

Order No. N/A

Effective October 22, 1993

*Charles H. Hill*

Director  
Division of Water and Wastewater

SERVICE AVAILABILITY CHARGES

Allowance For Funds Prudently Invested (Con't)

PALM PORT (Con't)  
Putnam County

COLLECTION SYSTEM

	1992	1993	1994	1995	1996	1997	1998
January	6.26	80.78	148.34	216.70	285.94	350.22	350.22
February	12.53	86.40	154.03	222.46	291.78	350.22	350.22
March	18.79	92.03	159.72	228.22	297.62	350.22	350.22
April	25.05	97.65	165.41	233.99	303.47	350.22	350.22
May	31.31	103.27	171.10	239.75	309.31	350.22	350.22
June	37.58	108.90	176.79	245.51	315.16	350.22	350.22
July	43.84	114.52	182.48	251.28	321.00	350.22	350.22
August	50.10	120.15	188.17	257.04	326.84	350.22	350.22
September	56.36	125.77	193.86	262.80	332.69	350.22	350.22
October	62.63	131.40	199.55	268.57	338.53	350.22	350.22
November	68.89	137.02	205.24	274.33	344.37	350.22	350.22
December	75.15	142.65	210.93	280.09	350.22	350.22	350.22

- Notes:
1. The amounts indicated above are per ERC (ERC = 170 gpd).
  2. The number of remaining ERC's is 49.
  3. If the number of remaining ERC's has not connected by December, 1998, the maximum charge of \$350.22 remains in effect after December, 1998.

Effective Date: September 15, 1993

By:   
Forrest L. Ludsen, Vice President  
Customer Services

Florida Public Service Commission

**APPROVED**

Authority No. WS-93-0217

Docket No. N/A

Order No. N/A

Effective October 22, 1993

*Charles H. Hill*

Director  
Division of Water and Wastewater



SERVICE AVAILABILITY CHARGES

Allowance For Funds Prudently Invested (Con't)


PARK MANOR  
Putnam County

TREATMENT PLANT

	1992	1993	1994	1995	1996	1997	1998
January	0.86	11.19	21.49	32.49	44.25	55.73	55.73
February	1.72	12.04	22.40	33.46	45.29	55.73	55.73
March	2.58	12.90	23.31	34.43	46.33	55.73	55.73
April	3.44	13.75	24.22	35.41	47.38	55.73	55.73
May	4.31	14.60	25.13	36.38	48.42	55.73	55.73
June	5.17	15.46	26.05	37.36	49.47	55.73	55.73
July	6.03	16.31	26.96	38.33	50.51	55.73	55.73
August	6.89	17.16	27.87	39.30	51.56	55.73	55.73
September	7.75	18.02	28.78	40.28	52.60	55.73	55.73
October	8.61	18.87	29.69	41.25	53.64	55.73	55.73
November	9.47	19.73	30.60	42.23	54.69	55.73	55.73
December	10.33	20.58	31.51	43.20	55.73	55.73	55.73

- Notes:
1. The amounts indicated above are per ERC (ERC = 85 gpd).
  2. The number of remaining ERC's is 86.
  3. If the number of remaining ERC's has not connected by December, 1998, the maximum charge of \$55.73 remains in effect after December, 1998.

Effective Date: September 15, 1993

By:   
Forrest L. Ludsen, Vice President  
Customer Services

Florida Public Service Commission

APPROVED

Authority No. WS-93-0217

Docket No. N/A

Order No. N/A

Effective October 22, 1993

*Charles H. Hill*

Director  
Division of Water and Wastewater

SERVICE AVAILABILITY CHARGES

Allowance For Funds Prudently Invested (Con't)


POINT O' WOODS  
Marion County

TREATMENT PLANT

	1992	1993	1994	1995	1996	1997	1998
January	4.55	59.28	115.40	175.93	241.35	305.82	305.82
February	9.10	63.92	120.41	181.35	247.21	305.82	305.82
March	13.66	68.57	125.42	186.76	253.07	305.82	305.82
April	18.21	73.22	130.43	192.17	258.93	305.82	305.82
May	22.76	77.86	135.44	197.59	264.79	305.82	305.82
June	27.31	82.51	140.45	203.00	270.65	305.82	305.82
July	31.87	87.15	145.46	208.42	276.52	305.82	305.82
August	36.42	91.80	150.47	213.83	282.38	305.82	305.82
September	40.97	96.45	155.48	219.25	288.24	305.82	305.82
October	45.52	101.09	160.50	224.66	294.10	305.82	305.82
November	50.08	105.74	165.51	230.07	299.96	305.82	305.82
December	54.63	110.39	170.52	235.49	305.82	305.82	305.82

- Notes:
1. The amounts indicated above are per ERC (ERC = 92 gpd).
  2. The number of remaining ERC's is 348.
  3. If the number of remaining ERC's has not connected by December, 1998, the maximum charge of \$305.82 remains in effect after December, 1998.

Effective Date: September 15, 1993

By:   
Forrest L. Ludsen, Vice President  
Customer Services

Florida Public Service Commission

APPROVED

Authority No. WS-93-0217

Docket No. N/A

Order No. N/A

Effective October 22, 1993

*Charles H. Hill*

Director  
Division of Water and Wastewater

SERVICE AVAILABILITY CHARGES

Allowance For Funds Prudently Invested (Con't)


SALT SPRINGS  
Marion County

TREATMENT PLANT

	1992	1993	1994	1995	1996	1997	1998
January	5.47	71.11	137.04	207.36	282.53	355.91	355.91
February	10.94	76.57	142.87	213.58	289.20	355.91	355.91
March	16.41	82.04	148.69	219.81	295.87	355.91	355.91
April	21.88	87.50	154.52	226.04	302.54	355.91	355.91
May	27.35	92.97	160.34	232.27	309.21	355.91	355.91
June	32.82	98.43	166.17	238.49	315.89	355.91	355.91
July	38.29	103.89	172.00	244.72	322.56	355.91	355.91
August	43.76	109.36	177.82	250.95	329.23	355.91	355.91
September	49.23	114.82	183.65	257.18	335.90	355.91	355.91
October	54.70	120.28	189.48	263.40	342.57	355.91	355.91
November	60.17	125.75	195.30	269.63	349.24	355.91	355.91
December	65.65	131.21	201.13	275.86	355.91	355.91	355.91

- Notes:
1. The amounts indicated above are per ERC (ERC = 205 gpd).
  2. The number of remaining ERC's is 161.
  3. If the number of remaining ERC's has not connected by December, 1998, the maximum charge of \$355.91 remains in effect after December, 1998.

Effective Date: September 15, 1993

By:   
Forrest L. Ludsen, Vice President  
Customer Services

Florida Public Service Commission

APPROVED

Authority No. WS-93-0217

Docket No. N/A

Order No. N/A

Effective October 22, 1993

*Charles H. HED*

Director  
Division of Water and Wastewater

SERVICE AVAILABILITY CHARGES

Allowance For Funds Prudently Invested (Con't)


SPRING HILL  
Hernando County

TREATMENT PLANT

	1992	1993	1994	1995	1996	1997	1998
January	1.77	23.05	44.85	68.27	93.48	118.23	118.23
February	3.54	24.86	46.79	70.36	95.73	118.23	118.23
March	5.31	26.66	48.73	72.45	97.98	118.23	118.23
April	7.08	28.47	50.67	74.53	100.23	118.23	118.23
May	8.85	30.27	52.61	76.62	102.48	118.23	118.23
June	10.62	32.08	54.55	78.71	104.73	118.23	118.23
July	12.39	33.89	56.49	80.79	106.98	118.23	118.23
August	14.16	35.69	58.43	82.88	109.23	118.23	118.23
September	15.93	37.50	60.37	84.97	111.48	118.23	118.23
October	17.70	39.30	62.31	87.05	113.73	118.23	118.23
November	19.47	41.11	64.24	89.14	115.98	118.23	118.23
December	21.25	42.91	66.18	91.23	118.23	118.23	118.23

- Notes:
1. The amounts indicated above are per ERC (ERC = 149 gpd).
  2. The number of remaining ERC's is 5,703.
  3. If the number of remaining ERC's has not connected by December, 1998, the maximum charge of \$118.23 remains in effect after December, 1998.

Effective Date: September 15, 1993

By:   
Forrest L. Ludsen, Vice President  
Customer Services

Florida Public Service Commission

APPROVED

Authority No. WS-93-0217

Docket No. N/A

Order No. N/A

Effective October 22, 1993

*Charles H. Hill*

Director  
Division of Water and Wastewater



SERVICE AVAILABILITY CHARGES

Allowance For Funds Prudently Invested (Con't)

SUGAR MILL  
Volusia County

TREATMENT PLANT

	1992	1993	1994	1995	1996	1997	1998
January	6.76	88.11	171.84	261.83	358.75	453.98	453.98
February	13.53	95.05	179.29	269.85	367.40	453.98	453.98
March	20.29	101.98	186.74	277.87	376.06	453.98	453.98
April	27.06	108.92	194.19	285.90	384.72	453.98	453.98
May	33.82	115.85	201.64	293.92	393.37	453.98	453.98
June	40.59	122.78	209.10	301.95	402.03	453.98	453.98
July	47.35	129.72	216.55	309.97	410.69	453.98	453.98
August	54.12	136.65	224.00	317.99	419.35	453.98	453.98
September	60.88	143.59	231.45	326.02	428.00	453.98	453.98
October	67.65	150.52	238.90	334.04	436.66	453.98	453.98
November	74.41	157.45	246.35	342.06	445.32	453.98	453.98
December	81.18	164.39	253.80	350.09	453.98	453.98	453.98

- Notes:
1. The amounts indicated above are per ERC (ERC = 271 gpd).
  2. The number of remaining ERC's is 184.
  3. If the number of remaining ERC's has not connected by December, 1998, the maximum charge of \$453.98 remains in effect after December, 1998.

Effective Date: September 15, 1993

By:   
Forrest L. Ludsen, Vice President  
Customer Services

Florida Public Service Commission

APPROVED

Authority No. WS-93-0217

Docket No. N/A

Order No. N/A

Effective October 22, 1993

*Charles H. Hill*

Director  
Division of Water and Wastewater

SERVICE AVAILABILITY CHARGES

Allowance For Funds Prudently Invested (Con't)

SUGAR MILL WOODS  
Citrus County

TREATMENT PLANT

	1992	1993	1994	1995	1996	1997	1998
January	2.14	27.81	54.14	82.37	112.72	142.48	142.48
February	4.27	29.99	56.48	84.88	115.42	142.48	142.48
March	6.41	32.18	58.81	87.40	118.13	142.48	142.48
April	8.54	34.36	61.15	89.91	120.84	142.48	142.48
May	10.68	36.54	63.49	92.42	123.54	142.48	142.48
June	12.82	38.72	65.83	94.94	126.25	142.48	142.48
July	14.95	40.90	68.17	97.45	128.95	142.48	142.48
August	17.09	43.08	70.51	99.96	131.66	142.48	142.48
September	19.23	45.26	72.84	102.47	134.36	142.48	142.48
October	21.36	47.44	75.18	104.99	137.07	142.48	142.48
November	23.50	49.62	77.52	107.50	139.78	142.48	142.48
December	25.63	51.80	79.86	110.01	142.48	142.48	142.48

- Notes:
1. The amounts indicated above are per ERC (ERC = 59 gpd).
  2. The number of remaining ERC's is 3,154.
  3. If the number of remaining ERC's has not connected by December, 1998, the maximum charge of \$142.48 remains in effect after December, 1998.

Effective Date: September 15, 1993

By: Forrest L. Lutsen  
Forrest L. Lutsen, Vice President  
Customer Services

Florida Public Service Commission

APPROVED

Authority No. WS-93-0217

Docket No. N/A

Order No. N/A

Effective October 22, 1993

*Charles H. Hill*

Director  
Division of Water and Wastewater

SERVICE AVAILABILITY CHARGES

Allowance For Funds Prudently Invested (Con't)

SUNNY HILLS  
Washington County

TREATMENT PLANT

	1992	1993	1994	1995	1996	1997	1998
January	7.98	103.98	202.62	308.52	422.44	534.26	534.26
February	15.97	112.15	211.39	317.95	432.60	534.26	534.26
March	23.95	120.32	220.16	327.38	442.77	534.26	534.26
April	31.94	128.49	228.93	336.81	452.94	534.26	534.26
May	39.92	136.66	237.70	346.25	463.10	534.26	534.26
June	47.91	144.83	246.47	355.68	473.27	534.26	534.26
July	55.89	153.00	255.24	365.11	483.43	534.26	534.26
August	63.88	161.17	264.01	374.54	493.60	534.26	534.26
September	71.86	169.34	272.78	383.97	503.77	534.26	534.26
October	79.84	177.51	281.55	393.41	513.93	534.26	534.26
November	87.83	185.68	290.32	402.84	524.10	534.26	534.26
December	95.81	193.85	299.08	412.27	534.26	534.26	534.26

- Notes:
1. The amounts indicated above are per ERC (ERC = 128 gpd).
  2. The number of remaining ERC's is 179.
  3. If the number of remaining ERC's has not connected by December, 1998, the maximum charge of \$534.26 remains in effect after December, 1998.

Effective Date: September 15, 1993

By: Forrest L. Ludden  
Forrest L. Ludden, Vice President  
Customer Services

Florida Public Service Commission

APPROVED

Authority No. WS-93-0217

Docket No. N/A

Order No. N/A

Effective October 22, 1993

*Charles H. HCO*

Director  
Division of Water and Wastewater

SERVICE AVAILABILITY CHARGES

Allowance For Funds Prudently Invested (Con't)

SUNNY HILLS (Con't)  
Washington County

COLLECTION SYSTEM

	1992	1993	1994	1995	1996	1997	1998
January	5.88	76.69	150.05	229.08	314.40	398.40	398.40
February	11.77	82.76	156.59	236.14	322.04	398.40	398.40
March	17.65	88.84	163.13	243.21	329.67	398.40	398.40
April	23.54	94.91	169.68	250.27	337.31	398.40	398.40
May	29.42	100.99	176.22	257.33	344.95	398.40	398.40
June	35.31	107.06	182.76	264.39	352.58	398.40	398.40
July	41.19	113.13	189.31	271.45	360.22	398.40	398.40
August	47.08	119.21	195.85	278.52	367.85	398.40	398.40
September	52.96	125.28	202.39	285.58	375.49	398.40	398.40
October	58.85	131.36	208.93	292.64	383.13	398.40	398.40
November	64.73	137.43	215.48	299.70	390.76	398.40	398.40
December	70.62	143.50	222.02	306.76	398.40	398.40	398.40

- Notes:
1. The amounts indicated above are per ERC (ERC = 128 gpd).
  2. The number of remaining ERC's is 319.
  3. If the number of remaining ERC's has not connected by December, 1998, the maximum charge of \$398.40 remains in effect after December, 1998.

Effective Date: September 15, 1993

By: Forrest L. Ludsen  
Forrest L. Ludsen, Vice President  
Customer Services

Florida Public Service Commission

APPROVED

Authority No. WS-93-0217

Docket No. N/A

Order No. N/A

Effective October 22, 1993

*Charles H. HEO*

Director  
Division of Water and Wastewater



SERVICE AVAILABILITY CHARGES

Allowance For Funds Prudently Invested (Con't)

UNIVERSITY SHORES  
Orange County

TREATMENT PLANT

	1992	1993	1994	1995	1996	1997	1998
January	12.80	166.86	326.69	499.58	686.92	871.98	871.98
February	25.61	180.09	341.00	515.08	703.75	871.98	871.98
March	38.41	193.32	355.30	530.58	720.57	871.98	871.98
April	51.21	206.55	369.61	546.08	737.39	871.98	871.98
May	64.01	<b>219.78</b>	383.92	561.59	754.22	871.98	871.98
June	76.82	233.01	398.23	577.09	771.04	871.98	871.98
July	89.62	246.23	412.54	592.59	787.87	871.98	871.98
August	102.42	259.46	426.84	608.09	804.69	871.98	871.98
September	115.22	272.69	441.15	623.59	821.51	871.98	871.98
October	128.03	285.92	455.46	639.10	838.34	871.98	871.98
November	140.83	299.15	469.77	654.60	855.16	871.98	871.98
December	153.63	312.38	484.07	670.10	871.98	871.98	871.98

- Notes:
1. The amounts indicated above are per ERC (ERC = 265 gpd).
  2. The number of remaining ERC's is 195.
  3. If the number of remaining ERC's has not connected by December, 1998, the maximum charge of \$871.98 remains in effect after December, 1998.

Effective Date: September 15, 1993

By: Forrest L. Ludsen  
Forrest L. Ludsen, Vice President  
Customer Services

Florida Public Service Commission

APPROVED

Authority No. WS-93-0217

Docket No. N/A

Order No. N/A

Effective October 22, 1993

*Charles H. Hill*

Director  
Division of Water and Wastewater

SERVICE AVAILABILITY CHARGES

Allowance For Funds Prudently Invested (Con't)

UNIVERSITY SHORES (Con't)  
Orange County

COLLECTION SYSTEM

	1992	1993	1994	1995	1996	1997	1998
January	4.41	57.48	113.18	173.74	239.67	305.08	305.08
February	8.81	62.09	118.19	179.19	245.62	305.08	305.08
March	13.22	66.69	123.20	184.64	251.57	305.08	305.08
April	17.62	71.30	128.20	190.10	257.51	305.08	305.08
May	22.03	75.91	133.21	195.55	263.46	305.08	305.08
June	26.44	80.52	138.22	201.00	269.40	305.08	305.08
July	30.84	85.13	143.23	206.46	275.35	305.08	305.08
August	35.25	89.73	148.24	211.91	281.29	305.08	305.08
September	39.65	94.34	153.25	217.37	287.24	305.08	305.08
October	44.06	98.95	158.26	222.82	293.19	305.08	305.08
November	48.46	103.56	163.27	228.27	299.13	305.08	305.08
December	52.87	108.17	168.28	233.73	305.08	305.08	305.08

- Notes:
1. The amounts indicated above are per ERC (ERC = 265 gpd).
  2. The number of remaining ERC's is 1,420.
  3. If the number of remaining ERC's has not connected by December, 1998, the maximum charge of \$305.08 remains in effect after December, 1998.

Effective Date: September 15, 1993

By: Forrest L. Ludsen  
Forrest L. Ludsen, Vice President  
Customer Services

Florida Public Service Commission

APPROVED

Authority No. WS-93-0217

Docket No. N/A

Order No. N/A

Effective October 22, 1993

*Charles H. Hill*

Director  
Division of Water and Wastewater

SERVICE AVAILABILITY CHARGES

Allowance For Funds Prudently Invested (Con't)

VENETIAN VILLAGE  
Lake County

TREATMENT PLANT

	1992	1993	1994	1995	1996	1997	1998
January	5.23	67.93	130.85	197.68	268.84	338.07	338.07
February	10.45	73.15	136.39	203.58	275.14	338.07	338.07
March	15.68	78.36	141.93	209.48	281.43	338.07	338.07
April	20.90	83.58	147.47	215.37	287.72	338.07	338.07
May	26.13	88.80	153.01	221.27	294.02	338.07	338.07
June	31.36	94.01	158.55	227.17	300.31	338.07	338.07
July	36.58	99.23	164.09	233.06	306.60	338.07	338.07
August	41.81	104.44	169.63	238.96	312.90	338.07	338.07
September	47.04	109.66	175.17	244.86	319.19	338.07	338.07
October	52.26	114.88	180.71	250.76	325.48	338.07	338.07
November	57.49	120.09	186.24	256.65	331.77	338.07	338.07
December	62.71	125.31	191.78	262.55	338.07	338.07	338.07

- Notes:
1. The amounts indicated above are per ERC (ERC = 292 gpd).
  2. The number of remaining ERC's is 15.
  3. If the number of remaining ERC's has not connected by December, 1998, the maximum charge of \$338.07 remains in effect after December, 1998.

Effective Date: September 15, 1993

By:   
Forrest L. Ludsen, Vice President  
Customer Services

Florida Public Service Commission

APPROVED

Authority No. WS-93-0217

Docket No. N/A

Order No. N/A

Effective October 22, 1993

*Charles H. HED*

Director  
Division of Water and Wastewater

SERVICE AVAILABILITY CHARGES

Allowance For Funds Prudently Invested (Con't)


WOODMERE  
Duval

COLLECTION SYSTEM

	1990/1991	1991/1992	1992/1993	1993/1994	1994/1995
June	4.77	62.19	121.59	185.32	253.82
July	9.54	67.11	126.87	191.00	259.93
August	14.32	72.03	132.15	196.67	266.03
September	19.09	76.95	137.43	202.34	272.13
October	23.86	81.87	142.70	208.01	278.24
November	28.63	86.79	147.98	213.68	284.34
December	33.40	91.71	153.26	219.36	290.45
January	38.18	96.63	158.54	225.03	296.55
February	42.95	101.55	163.82	230.70	302.66
March	47.72	106.47	169.10	236.37	308.76
April	52.49	111.39	174.37	242.04	314.87
May	57.26	116.31	179.65	247.72	320.97

- Notes:
1. Amounts indicated above are per ERC.
  2. Charges will be collected until the system reaches a capacity of 67 ERCs.
  3. If the Utility has not connected 67 ERCs after five years, the maximum charge of \$320.97 per ERC remains the same after May 1995.

Effective Date: June 5, 1992

By:   
Forrest L. Ludsen, Vice President  
Customer Services

Florida Public Service Commission

APPROVED

Authority No. WS-93-0217

Docket No. N/A

Order No. N/A

Effective October 22, 1993

*Charles H. HED*

Director  
Division of Water and Wastewater



SERVICE AVAILABILITY CHARGES

Allowance For Funds Prudently Invested (Con't)

ZEPHYR SHORES  
Pasco County

TREATMENT PLANT

	1992	1993	1994	1995	1996	1997	1998
January	3.97	51.77	101.06	154.30	211.92	268.77	268.77
February	7.95	55.85	105.46	159.07	217.08	268.77	268.77
March	11.92	59.93	109.87	163.83	222.25	268.77	268.77
April	15.90	64.01	114.28	168.60	227.42	268.77	268.77
May	19.87	68.09	118.68	173.37	232.59	268.77	268.77
June	23.84	72.17	123.09	178.14	237.76	268.77	268.77
July	27.82	76.25	127.50	182.91	242.93	268.77	268.77
August	31.79	80.33	131.90	187.68	248.09	268.77	268.77
September	35.76	84.41	136.31	192.44	253.26	268.77	268.77
October	39.74	88.49	140.72	197.21	258.43	268.77	268.77
November	43.71	92.57	145.12	201.98	263.60	268.77	268.77
December	47.69	96.65	149.53	206.75	268.77	268.77	268.77

- Notes:
1. The amounts indicated above are per ERC (ERC = 59 gpd).
  2. The number of remaining ERC's is 68.
  3. If the number of remaining ERC's has not connected by December, 1998, the maximum charge of \$268.77 remains in effect after December, 1998.

Effective Date: September 15, 1993

By: Forrest L. Ludsen  
Forrest L. Ludsen, Vice President  
Customer Services

Florida Public Service Commission

APPROVED

Authority No. WS-93-0217

Docket No. N/A

Order No. N/A

Effective October 22, 1993

*Charles H. H. H.*

Director  
Division of Water and Wastewater

**BEFORE THE FLORIDA PUBLIC SERVICE COMMISSION**

**NOTICE TO OUR CUSTOMERS  
IN BRADFORD COUNTY  
OF APPLICATION  
OF SOUTHERN STATES UTILITIES, INC.  
FOR  
REVISED SERVICE AVAILABILITY CHARGES**

**JUNE, 1995**

*On June 28, 1995, Southern States Utilities, Inc. ("SSU") filed an application for revised Service Availability Charges ("Application") with the Florida Public Service Commission ("Commission"). The purpose of the requested Service Availability Charges is to pay for future growth in SSU's water and wastewater service areas. The requested revised charges will be paid by new, not existing, customers of SSU.*

**Public Inspection**

*Copies of the Application are available for public inspection Monday through Friday between the hours of 9:00 a.m. and 5:00 p.m. at the following location:*

*Bradford County Public Library  
105 East Jackson Street  
Starke, FL 32091*

**Service Availability Charges**

*The current and utility-proposed Service Availability Charges are set forth in the rate schedule on the back of this page. After the Commission approves any revised charges, SSU will send you another notice stating the effective date of the charges prior to their implementation.*

**How to Contact the Commission**

*Written comments regarding SSU and/or the proposed Service Availability Charges and requests to be placed on the mailing list for this Application may be directed to the following address:*

*Director of Records and Reporting  
Florida Public Service Commission  
2540 Shumard Oak Boulevard  
Tallahassee, FL 32399-0850*

**How to Contact Southern States Utilities, Inc.**

*If you wish to contact SSU regarding utility service or the proposed Service Availability Charges, you may call our Customer Service Representatives at our general offices at (800) 432-4501 between the hours of 7:00 a.m. and 6:00 p.m. weekdays. You may also write to the company at the following address:*

*Southern States Utilities, Inc.  
1000 Color Place  
Apopka, FL 32703*

*(Presentation of Current and Proposed Charges will be attached to this notice when sent to addressees.)*

**BEFORE THE FLORIDA PUBLIC SERVICE COMMISSION**

**NOTICE TO OUR CUSTOMERS  
IN BREVARD COUNTY  
OF APPLICATION  
OF SOUTHERN STATES UTILITIES, INC.  
FOR  
REVISED SERVICE AVAILABILITY CHARGES**

**JUNE, 1995**

*On June 28, 1995, Southern States Utilities, Inc. ("SSU") filed an application for revised Service Availability Charges ("Application") with the Florida Public Service Commission ("Commission"). The purpose of the requested Service Availability Charges is to pay for future growth in SSU's water and wastewater service areas. The requested revised charges will be paid by new, not existing, customers of SSU.*

**Public Inspection**

*Copies of the Application are available for public inspection Monday through Friday between the hours of 9:00 a.m. and 5:00 p.m. at the following location:*

*Brevard County Public Library  
219 Indiana River Drive  
Cocoa, FL 32922-2781*

**Service Availability Charges**

*The current and utility-proposed Service Availability Charges are set forth in the rate schedule on the back of this page. After the Commission approves any revised charges, SSU will send you another notice stating the effective date of the charges prior to their implementation.*

**How to Contact the Commission**

*Written comments regarding SSU and/or the proposed Service Availability Charges and requests to be placed on the mailing list for this Application may be directed to the following address:*

*Director of Records and Reporting  
Florida Public Service Commission  
2540 Shumard Oak Boulevard  
Tallahassee, FL 32399-0850*

**How to Contact Southern States Utilities, Inc.**

*If you wish to contact SSU regarding utility service or the proposed Service Availability Charges, you may call our Customer Service Representatives at our general offices at (800) 432-4501 between the hours of 7:00 a.m. and 6:00 p.m. weekdays. You may also write to the company at the following address*

*Southern States Utilities, Inc.  
1000 Color Place  
Apopka, FL 32703*

*(Presentation of Current and Proposed Charges will be attached to this notice when sent to addressees.)*

**BEFORE THE FLORIDA PUBLIC SERVICE COMMISSION**

**NOTICE TO OUR CUSTOMERS  
IN CHARLOTTE COUNTY  
OF APPLICATION  
OF SOUTHERN STATES UTILITIES, INC.  
FOR  
REVISED SERVICE AVAILABILITY CHARGES**

**JUNE, 1995**

On June 28, 1995, Southern States Utilities, Inc. ("SSU") filed an application for revised Service Availability Charges ("Application") with the Florida Public Service Commission ("Commission"). The purpose of the requested Service Availability Charges is to pay for future growth in SSU's water and wastewater service areas. The requested revised charges will be paid by new, not existing, customers of SSU.

**Public Inspection**

Copies of the Application are available for public inspection Monday through Friday between the hours of 9:00 a.m. and 5:00 p.m. at the following location:

Port Charlotte Public Library  
2280 Aaron Street  
Port Charlotte, FL 33952

**Service Availability Charges**

The current and utility-proposed Service Availability Charges are set forth in the rate schedule on the back of this page. After the Commission approves any revised charges, SSU will send you another notice stating the effective date of the charges prior to their implementation.

**How to Contact the Commission**

Written comments regarding SSU and/or the proposed Service Availability Charges and requests to be placed on the mailing list for this Application may be directed to the following address:

Director of Records and Reporting  
Florida Public Service Commission  
2540 Shumard Oak Boulevard  
Tallahassee, FL 32399-0850

**How to Contact Southern States Utilities, Inc.**

If you wish to contact SSU regarding utility service or the proposed Service Availability Charges, you may call our Customer Service Representatives at our general offices at (800) 432-4501 between the hours of 7:00 a.m. and 6:00 p.m. weekdays. You may also write to the company at the following address:

Southern States Utilities, Inc.  
1000 Color Place  
Apopka, FL 32703

(Presentation of Current and Proposed Charges will be attached to this notice when sent to addressees.)

**BEFORE THE FLORIDA PUBLIC SERVICE COMMISSION**

**NOTICE TO OUR CUSTOMERS  
IN CITRUS COUNTY  
OF APPLICATION  
OF SOUTHERN STATES UTILITIES, INC.  
FOR  
REVISED SERVICE AVAILABILITY CHARGES**

**JUNE, 1995**

On June 28, 1995, Southern States Utilities, Inc. ("SSU") filed an application for revised Service Availability Charges ("Application") with the Florida Public Service Commission ("Commission"). The purpose of the requested Service Availability Charges is to pay for future growth in SSU's water and wastewater service areas. The requested revised charges will be paid by new, not existing, customers of SSU.

**Public Inspection**

Copies of the Application are available for public inspection Monday through Friday between the hours of 9:00 a.m. and 5:00 p.m. at the following location:

Citrus County Public Library  
8619 W. Crystal Street  
Crystal River, FL 34428

**Service Availability Charges**

The current and utility-proposed Service Availability Charges are set forth in the rate schedule on the back of this page. After the Commission approves any revised charges, SSU will send you another notice stating the effective date of the charges prior to their implementation.

**How to Contact the Commission**

Written comments regarding SSU and/or the proposed Service Availability Charges and requests to be placed on the mailing list for this Application may be directed to the following address:

Director of Records and Reporting  
Florida Public Service Commission  
2540 Shumard Oak Boulevard  
Tallahassee, FL 32399-0850

**How to Contact Southern States Utilities, Inc.**

If you wish to contact SSU regarding utility service or the proposed Service Availability Charges, you may call our Customer Service Representatives at our general offices at (800) 432-4501 between the hours of 7:00 a.m. and 6:00 p.m. weekdays. You may also write to the company at the following address

:

Southern States Utilities, Inc.  
1000 Color Place  
Apopka, FL 32703

(Presentation of Current and Proposed Charges will be attached to this notice when sent to addressees.)

**BEFORE THE FLORIDA PUBLIC SERVICE COMMISSION**

**NOTICE TO OUR CUSTOMERS  
IN CLAY COUNTY  
OF APPLICATION  
OF SOUTHERN STATES UTILITIES, INC.  
FOR  
REVISED SERVICE AVAILABILITY CHARGES**

**JUNE, 1995**

On June 28, 1995, Southern States Utilities, Inc. ("SSU") filed an application for revised Service Availability Charges ("Application") with the Florida Public Service Commission ("Commission"). The purpose of the requested Service Availability Charges is to pay for future growth in SSU's water and wastewater service areas. The requested revised charges will be paid by new, not existing, customers of SSU.

**Public Inspection**

Copies of the Application are available for public inspection Monday through Friday between the hours of 9:00 a.m. and 5:00 p.m. at the following location:

Clay County Public Library  
403 Ferris Street  
Green Cove Springs, FL 32043

**Service Availability Charges**

The current and utility-proposed Service Availability Charges are set forth in the rate schedule on the back of this page. After the Commission approves any revised charges, SSU will send you another notice stating the effective date of the charges prior to their implementation.

**How to Contact the Commission**

Written comments regarding SSU and/or the proposed Service Availability Charges and requests to be placed on the mailing list for this Application may be directed to the following address:

Director of Records and Reporting  
Florida Public Service Commission  
2540 Shumard Oak Boulevard  
Tallahassee, FL 32399-0850

**How to Contact Southern States Utilities, Inc.**

If you wish to contact SSU regarding utility service or the proposed Service Availability Charges, you may call our Customer Service Representatives at our general offices at (800) 432-4501 between the hours of 7:00 a.m. and 6:00 p.m. weekdays. You may also write to the company at the following address:

Southern States Utilities, Inc.  
1000 Color Place  
Apopka, FL 32703

(Presentation of Current and Proposed Charges will be attached to this notice when sent to addressees.)

**BEFORE THE FLORIDA PUBLIC SERVICE COMMISSION**

**NOTICE TO OUR CUSTOMERS  
IN COLLIER COUNTY  
OF APPLICATION  
OF SOUTHERN STATES UTILITIES, INC.  
FOR  
REVISED SERVICE AVAILABILITY CHARGES**

**JUNE, 1995**

On June 28, 1995, Southern States Utilities, Inc. ("SSU") filed an application for revised Service Availability Charges ("Application") with the Florida Public Service Commission ("Commission"). The purpose of the requested Service Availability Charges is to pay for future growth in SSU's water and wastewater service areas. The requested revised charges will be paid by new, not existing, customers of SSU.

**Public Inspection**

Copies of the Application are available for public inspection Monday through Friday between the hours of 9:00 a.m. and 5:00 p.m. at the following location:

Southern States Utilities, Inc.  
Marco Island Customer Service Office  
960 North Collier Blvd.  
Marco Island, FL 33937

**Service Availability Charges**

The current and utility-proposed Service Availability Charges are set forth in the rate schedule on the back of this page. After the Commission approves any revised charges, SSU will send you another notice stating the effective date of the charges prior to their implementation.

**How to Contact the Commission**

Written comments regarding SSU and/or the proposed Service Availability Charges and requests to be placed on the mailing list for this Application may be directed to the following address:

Director of Records and Reporting  
Florida Public Service Commission  
2540 Shumard Oak Boulevard  
Tallahassee, FL 32399-0850

**How to Contact Southern States Utilities, Inc.**

If you wish to contact SSU regarding utility service or the proposed Service Availability Charges, you may call our Customer Service Representatives at your local office at (813) 394-3168 between the hours of 7:45 a.m. and 4:45 p.m. weekdays, or at our general offices at (800) 432-4501 between the hours of 7:00 a.m. and 6:00 p.m. weekdays. You may also write to the company at the following address:

Southern States Utilities, Inc.  
1000 Color Place  
Apopka, FL 32703

(Presentation of Current and Proposed Charges will be attached to this notice when sent to addressees.)



**BEFORE THE FLORIDA PUBLIC SERVICE COMMISSION**

**NOTICE TO OUR CUSTOMERS  
IN DUVAL COUNTY  
OF APPLICATION  
OF SOUTHERN STATES UTILITIES, INC.  
FOR  
REVISED SERVICE AVAILABILITY CHARGES**

**JUNE, 1995**

*On June 28, 1995, Southern States Utilities, Inc. ("SSU") filed an application for revised Service Availability Charges ("Application") with the Florida Public Service Commission ("Commission"). The purpose of the requested Service Availability Charges is to pay for future growth in SSU's water and wastewater service areas. The requested revised charges will be paid by new, not existing, customers of SSU.*

**Public Inspection**

*Copies of the Application are available for public inspection Monday through Friday between the hours of 9:00 a.m. and 5:00 p.m. at the following location:*

*Duval County Public Library  
122 North Ocean Street  
Jacksonville, FL 32202-3374*

**Service Availability Charges**

*The current and utility-proposed Service Availability Charges are set forth in the rate schedule on the back of this page. After the Commission approves any revised charges, SSU will send you another notice stating the effective date of the charges prior to their implementation.*

**How to Contact the Commission**

*Written comments regarding SSU and/or the proposed Service Availability Charges and requests to be placed on the mailing list for this Application may be directed to the following address:*

*Director of Records and Reporting  
Florida Public Service Commission  
2540 Shumard Oak Boulevard  
Tallahassee, FL 32399-0850*

**How to Contact Southern States Utilities, Inc.**

*If you wish to contact SSU regarding utility service or the proposed Service Availability Charges, you may call our Customer Service Representatives at our general offices at (800) 432-4501 between the hours of 7:00 a.m. and 6:00 p.m. weekdays. You may also write to the company at the following address:*

*Southern States Utilities, Inc.  
1000 Color Place  
Apopka, FL 32703*

*(Presentation of Current and Proposed Charges will be attached to this notice when sent to addressees.)*

**BEFORE THE FLORIDA PUBLIC SERVICE COMMISSION**

**NOTICE TO OUR CUSTOMERS  
IN HERNANDO COUNTY  
OF APPLICATION  
OF SOUTHERN STATES UTILITIES, INC.  
FOR  
REVISED SERVICE AVAILABILITY CHARGES**

**JUNE, 1995**

On June 28, 1995, Southern States Utilities, Inc. ("SSU") filed an application for revised Service Availability Charges ("Application") with the Florida Public Service Commission ("Commission"). The purpose of the requested Service Availability Charges is to pay for future growth in SSU's water and wastewater service areas. The requested revised charges will be paid by new, not existing, customers of SSU.

**Public Inspection**

Copies of the Application are available for public inspection Monday through Friday between the hours of 9:00 a.m. and 5:00 p.m. at the following location:

Southern States Utilities, Inc.  
Spring Hill Customer Service Office  
9500 Eldridge Road  
Spring Hill, FL 34608

**Service Availability Charges**

The current and utility-proposed Service Availability Charges are set forth in the rate schedule on the back of this page. After the Commission approves any revised charges, SSU will send you another notice stating the effective date of the charges prior to their implementation.

**How to Contact the Commission**

Written comments regarding SSU and/or the proposed Service Availability Charges and requests to be placed on the mailing list for this Application may be directed to the following address:

Director of Records and Reporting  
Florida Public Service Commission  
2540 Shumard Oak Boulevard  
Tallahassee, FL 32399-0850

**How to Contact Southern States Utilities, Inc.**

If you wish to contact SSU regarding utility service or the proposed Service Availability Charges, you may call our Customer Service Representatives at our general offices at (800) 432-4501 between the hours of 7:00 a.m. and 6:00 p.m. weekdays. You may also write to the company at the following address:

Southern States Utilities, Inc.  
1000 Color Place  
Apopka, FL 32703

(Presentation of Current and Proposed Charges will be attached to this notice when sent to addressees.)

**BEFORE THE FLORIDA PUBLIC SERVICE COMMISSION**

**NOTICE TO OUR CUSTOMERS  
IN HIGHLANDS COUNTY  
OF APPLICATION  
OF SOUTHERN STATES UTILITIES, INC.  
FOR  
REVISED SERVICE AVAILABILITY CHARGES**

**JUNE, 1995**

*On June 28, 1995, Southern States Utilities, Inc. ("SSU") filed an application for revised Service Availability Charges ("Application") with the Florida Public Service Commission ("Commission"). The purpose of the requested Service Availability Charges is to pay for future growth in SSU's water and wastewater service areas. The requested revised charges will be paid by new, not existing, customers of SSU.*

**Public Inspection**

*Copies of the Application are available for public inspection Monday through Friday between the hours of 9:00 a.m. and 5:00 p.m. at the following location:*

*Sebring Public Library  
310 West Center Avenue  
Sebring, FL 33870*

**Service Availability Charges**

*The current and utility-proposed Service Availability Charges are set forth in the rate schedule on the back of this page. After the Commission approves any revised charges, SSU will send you another notice stating the effective date of the charges prior to their implementation.*

**How to Contact the Commission**

*Written comments regarding SSU and/or the proposed Service Availability Charges and requests to be placed on the mailing list for this Application may be directed to the following address:*

*Director of Records and Reporting  
Florida Public Service Commission  
2540 Shumard Oak Boulevard  
Tallahassee, FL 32399-0850*

**How to Contact Southern States Utilities, Inc.**

*If you wish to contact SSU regarding utility service or the proposed Service Availability Charges, you may call our Customer Service Representatives at our general offices at (800) 432-4501 between the hours of 7:00 a.m. and 6:00 p.m. weekdays. You may also write to the company at the following address:*

*Southern States Utilities, Inc.  
1000 Color Place  
Apopka, FL 32703*

*(Presentation of Current and Proposed Charges will be attached to this notice when sent to addressees.)*

**BEFORE THE FLORIDA PUBLIC SERVICE COMMISSION**

**NOTICE TO OUR CUSTOMERS  
IN HILLSBOROUGH COUNTY  
OF APPLICATION  
OF SOUTHERN STATES UTILITIES, INC.  
FOR  
REVISED SERVICE AVAILABILITY CHARGES**

**JUNE, 1995**

On June 28, 1995, Southern States Utilities, Inc. ("SSU") filed an application for revised Service Availability Charges ("Application") with the Florida Public Service Commission ("Commission"). The purpose of the requested Service Availability Charges is to pay for future growth in SSU's water and wastewater service areas. The requested revised charges will be paid by new, not existing, customers of SSU.

**Public Inspection**

Copies of the Application are available for public inspection Monday through Friday between the hours of 9:00 a.m. and 5:00 p.m. at the following location:

Hillsborough County Library  
900 North Ashley  
Tampa, FL 33602

**Service Availability Charges**

The current and utility-proposed Service Availability Charges are set forth in the rate schedule on the back of this page. After the Commission approves any revised charges, SSU will send you another notice stating the effective date of the charges prior to their implementation.

**How to Contact the Commission**

Written comments regarding SSU and/or the proposed Service Availability Charges and requests to be placed on the mailing list for this Application may be directed to the following address:

Director of Records and Reporting  
Florida Public Service Commission  
2540 Shumard Oak Boulevard  
Tallahassee, FL 32399-0850

**How to Contact Southern States Utilities, Inc.**

If you wish to contact SSU regarding utility service or the proposed Service Availability Charges, you may call our Customer Service Representatives at our general offices at (800) 432-4501 between the hours of 7:00 a.m. and 6:00 p.m. weekdays. You may also write to the company at the following address:

Southern States Utilities, Inc.  
1000 Color Place  
Apopka, FL 32703

(Presentation of Current and Proposed Charges will be attached to this notice when sent to addressees.)

**BEFORE THE FLORIDA PUBLIC SERVICE COMMISSION**

**NOTICE TO OUR CUSTOMERS  
IN LAKE COUNTY  
OF APPLICATION  
OF SOUTHERN STATES UTILITIES, INC.  
FOR  
REVISED SERVICE AVAILABILITY CHARGES**

**JUNE, 1995**

On June 28, 1995, Southern States Utilities, Inc. ("SSU") filed an application for revised Service Availability Charges ("Application") with the Florida Public Service Commission ("Commission"). The purpose of the requested Service Availability Charges is to pay for future growth in SSU's water and wastewater service areas. The requested revised charges will be paid by new, not existing, customers of SSU.

**Public Inspection**

Copies of the Application are available for public inspection Monday through Friday between the hours of 9:00 a.m. and 5:00 p.m. at the following location:

Tavares Public Library  
314 North New Hampshire  
Tavares, FL 32778

**Service Availability Charges**

The current and utility-proposed Service Availability Charges are set forth in the rate schedule on the back of this page. After the Commission approves any revised charges, SSU will send you another notice stating the effective date of the charges prior to their implementation.

**How to Contact the Commission**

Written comments regarding SSU and/or the proposed Service Availability Charges and requests to be placed on the mailing list for this Application may be directed to the following address:

Director of Records and Reporting  
Florida Public Service Commission  
2540 Shumard Oak Boulevard  
Tallahassee, FL 32399-0850

**How to Contact Southern States Utilities, Inc.**

If you wish to contact SSU regarding utility service or the proposed Service Availability Charges, you may call our Customer Service Representatives at our general offices at (800) 432-4501 between the hours of 7:00 a.m. and 6:00 p.m. weekdays. You may also write to the company at the following address

:

Southern States Utilities, Inc.  
1000 Color Place  
Apopka, FL 32703

(Presentation of Current and Proposed Charges will be attached to this notice when sent to addressees.)

**BEFORE THE FLORIDA PUBLIC SERVICE COMMISSION**

**NOTICE TO OUR CUSTOMERS  
IN LEE COUNTY  
OF APPLICATION  
OF SOUTHERN STATES UTILITIES, INC.  
FOR  
REVISED SERVICE AVAILABILITY CHARGES**

**JUNE, 1995**

On June 28, 1995, Southern States Utilities, Inc. ("SSU") filed an application for revised Service Availability Charges ("Application") with the Florida Public Service Commission ("Commission"). The purpose of the requested Service Availability Charges is to pay for future growth in SSU's water and wastewater service areas. The requested revised charges will be paid by new, not existing, customers of SSU.

**Public Inspection**

Copies of the Application are available for public inspection Monday through Friday between the hours of 9:00 a.m. and 5:00 p.m. at the following location:

Southern States Utilities, Inc.  
Lehigh Customer Service Office  
500 Construction Lane  
Lehigh, FL 33936

**Service Availability Charges**

The current and utility-proposed Service Availability Charges are set forth in the rate schedule on the back of this page. After the Commission approves any revised charges, SSU will send you another notice stating the effective date of the charges prior to their implementation.

**How to Contact the Commission**

Written comments regarding SSU and/or the proposed Service Availability Charges and requests to be placed on the mailing list for this Application may be directed to the following address:

Director of Records and Reporting  
Florida Public Service Commission  
2540 Shumard Oak Boulevard  
Tallahassee, FL 32399-0850

**How to Contact Southern States Utilities, Inc.**

If you wish to contact SSU regarding utility service or the proposed Service Availability Charges, you may call our Customer Service Representatives at your local office at (813) 368-6575 between the hours of 7:45 a.m. and 4:45 p.m. weekdays, or at our general offices at (800) 432-4501 between the hours of 7:00 a.m. and 6:00 p.m. weekdays. You may also write to the company at the following address:

Southern States Utilities, Inc.  
1000 Color Place  
Apopka, FL 32703

(Presentation of Current and Proposed Charges will be attached to this notice when sent to addressees.)

**BEFORE THE FLORIDA PUBLIC SERVICE COMMISSION**

**NOTICE TO OUR CUSTOMERS  
IN MARION COUNTY  
OF APPLICATION  
OF SOUTHERN STATES UTILITIES, INC.  
FOR  
REVISED SERVICE AVAILABILITY CHARGES**

**JUNE, 1995**

*On June 28, 1995, Southern States Utilities, Inc. ("SSU") filed an application for revised Service Availability Charges ("Application") with the Florida Public Service Commission ("Commission"). The purpose of the requested Service Availability Charges is to pay for future growth in SSU's water and wastewater service areas. The requested revised charges will be paid by new, not existing, customers of SSU.*

**Public Inspection**

*Copies of the Application are available for public inspection Monday through Friday between the hours of 9:00 a.m. and 5:00 p.m. at the following location:*

*Ocala Public Library  
15 Southeast Osceola Avenue  
Ocala, FL 34471*

**Service Availability Charges**

*The current and utility-proposed Service Availability Charges are set forth in the rate schedule on the back of this page. After the Commission approves any revised charges, SSU will send you another notice stating the effective date of the charges prior to their implementation.*

**How to Contact the Commission**

*Written comments regarding SSU and/or the proposed Service Availability Charges and requests to be placed on the mailing list for this Application may be directed to the following address:*

*Director of Records and Reporting  
Florida Public Service Commission  
2540 Shumard Oak Boulevard  
Tallahassee, FL 32399-0850*

**How to Contact Southern States Utilities, Inc.**

*If you wish to contact SSU regarding utility service or the proposed Service Availability Charges, you may call our Customer Service Representatives at our general offices at (800) 432-4501 between the hours of 7:00 a.m. and 6:00 p.m. weekdays. You may also write to the company at the following address:*

*Southern States Utilities, Inc.  
1000 Color Place  
Apopka, FL 32703*

*(Presentation of Current and Proposed Charges will be attached to this notice when sent to addressees.)*

**BEFORE THE FLORIDA PUBLIC SERVICE COMMISSION**

**NOTICE TO OUR CUSTOMERS  
IN MARTIN COUNTY  
OF APPLICATION  
OF SOUTHERN STATES UTILITIES, INC.  
FOR  
REVISED SERVICE AVAILABILITY CHARGES**

**JUNE, 1995**

On June 28, 1995, Southern States Utilities, Inc. ("SSU") filed an application for revised Service Availability Charges ("Application") with the Florida Public Service Commission ("Commission"). The purpose of the requested Service Availability Charges is to pay for future growth in SSU's water and wastewater service areas. The requested revised charges will be paid by new, not existing, customers of SSU.

**Public Inspection**

Copies of the Application are available for public inspection Monday through Friday between the hours of 9:00 a.m. and 5:00 p.m. at the following location:

Martin County Public Library  
701 East Ocean Blvd.  
Stuart, FL 34994

**Service Availability Charges**

The current and utility-proposed Service Availability Charges are set forth in the rate schedule on the back of this page. After the Commission approves any revised charges, SSU will send you another notice stating the effective date of the charges prior to their implementation.

**How to Contact the Commission**

Written comments regarding SSU and/or the proposed Service Availability Charges and requests to be placed on the mailing list for this Application may be directed to the following address:

Director of Records and Reporting  
Florida Public Service Commission  
2540 Shumard Oak Boulevard  
Tallahassee, FL 32399-0850

**How to Contact Southern States Utilities, Inc.**

If you wish to contact SSU regarding utility service or the proposed Service Availability Charges, you may call our Customer Service Representatives at our general offices at (800) 432-4501 between the hours of 7:00 a.m. and 6:00 p.m. weekdays. You may also write to the company at the following address:

Southern States Utilities, Inc.  
1000 Color Place  
Apopka, FL 32703

(Presentation of Current and Proposed Charges will be attached to this notice when sent to addressees.)



**BEFORE THE FLORIDA PUBLIC SERVICE COMMISSION**

**NOTICE TO OUR CUSTOMERS  
IN NASSAU COUNTY  
OF APPLICATION  
OF SOUTHERN STATES UTILITIES, INC.  
FOR  
REVISED SERVICE AVAILABILITY CHARGES**

**JUNE, 1995**

On June 28, 1995, Southern States Utilities, Inc. ("SSU") filed an application for revised Service Availability Charges ("Application") with the Florida Public Service Commission ("Commission"). The purpose of the requested Service Availability Charges is to pay for future growth in SSU's water and wastewater service areas. The requested revised charges will be paid by new, not existing, customers of SSU.

**Public Inspection**

Copies of the Application are available for public inspection Monday through Friday between the hours of 9:00 a.m. and 5:00 p.m. at the following location:

Fernandina Beach Library  
25 North 4th Street  
Fernandina Beach, FL 32034-4132

**Service Availability Charges**

The current and utility-proposed Service Availability Charges are set forth in the rate schedule on the back of this page. After the Commission approves any revised charges, SSU will send you another notice stating the effective date of the charges prior to their implementation.

**How to Contact the Commission**

Written comments regarding SSU and/or the proposed Service Availability Charges and requests to be placed on the mailing list for this Application may be directed to the following address:

Director of Records and Reporting  
Florida Public Service Commission  
2540 Shumard Oak Boulevard  
Tallahassee, FL 32399-0850

**How to Contact Southern States Utilities, Inc.**

If you wish to contact SSU regarding utility service or the proposed Service Availability Charges, you may call our Customer Service Representatives at our general offices at (800) 432-4501 between the hours of 7:00 a.m. and 6:00 p.m. weekdays. You may also write to the company at the following address:

Southern States Utilities, Inc.  
1000 Color Place  
Apopka, FL 32703

(Presentation of Current and Proposed Charges will be attached to this notice when sent to addressees.)

**BEFORE THE FLORIDA PUBLIC SERVICE COMMISSION**

**NOTICE TO OUR CUSTOMERS  
IN ORANGE COUNTY  
OF APPLICATION  
OF SOUTHERN STATES UTILITIES, INC.  
FOR  
REVISED SERVICE AVAILABILITY CHARGES**

**JUNE, 1995**

On June 28, 1995, Southern States Utilities, Inc. ("SSU") filed an application for revised Service Availability Charges ("Application") with the Florida Public Service Commission ("Commission"). The purpose of the requested Service Availability Charges is to pay for future growth in SSU's water and wastewater service areas. The requested revised charges will be paid by new, not existing, customers of SSU.

**Public Inspection**

Copies of the Application are available for public inspection Monday through Friday between the hours of 9:00 a.m. and 5:00 p.m. at the following location:

Southern States Utilities, Inc.  
Apopka Customer Service Office  
1000 Color Place  
Apopka, FL 32703

**Service Availability Charges**

The current and utility-proposed Service Availability Charges are set forth in the rate schedule on the back of this page. After the Commission approves any revised charges, SSU will send you another notice stating the effective date of the charges prior to their implementation.

**How to Contact the Commission**

Written comments regarding SSU and/or the proposed Service Availability Charges and requests to be placed on the mailing list for this Application may be directed to the following address:

Director of Records and Reporting  
Florida Public Service Commission  
2540 Shumard Oak Boulevard  
Tallahassee, FL 32399-0850

**How to Contact Southern States Utilities, Inc.**

If you wish to contact SSU regarding utility service or the proposed Service Availability Charges, you may call our Customer Service Representatives at our general offices at (800) 432-4501 between the hours of 7:00 a.m. and 6:00 p.m. weekdays. You may also write to the company at the following address:

Southern States Utilities, Inc.  
1000 Color Place  
Apopka, FL 32703

(Presentation of Current and Proposed Charges will be attached to this notice when sent to addressees.)

**BEFORE THE FLORIDA PUBLIC SERVICE COMMISSION**

**NOTICE TO OUR CUSTOMERS  
IN OSCEOLA COUNTY  
OF APPLICATION  
OF SOUTHERN STATES UTILITIES, INC.  
FOR  
REVISED SERVICE AVAILABILITY CHARGES**

**JUNE, 1995**

On June 28, 1995, Southern States Utilities, Inc. ("SSU") filed an application for revised Service Availability Charges ("Application") with the Florida Public Service Commission ("Commission"). The purpose of the requested Service Availability Charges is to pay for future growth in SSU's water and wastewater service areas. The requested revised charges will be paid by new, not existing, customers of SSU.

**Public Inspection**

Copies of the Application are available for public inspection Monday through Friday between the hours of 9:00 a.m. and 5:00 p.m. at the following location:

Osceola County Public Library  
211 East Dakin Avenue  
Kissimmee, FL 34741

**Service Availability Charges**

The current and utility-proposed Service Availability Charges are set forth in the rate schedule on the back of this page. After the Commission approves any revised charges, SSU will send you another notice stating the effective date of the charges prior to their implementation.

**How to Contact the Commission**

Written comments regarding SSU and/or the proposed Service Availability Charges and requests to be placed on the mailing list for this Application may be directed to the following address:

Director of Records and Reporting  
Florida Public Service Commission  
2540 Shumard Oak Boulevard  
Tallahassee, FL 32399-0850

**How to Contact Southern States Utilities, Inc.**

If you wish to contact SSU regarding utility service or the proposed Service Availability Charges, you may call our Customer Service Representatives at our general offices at (800) 432-4501 between the hours of 7:00 a.m. and 6:00 p.m. weekdays. You may also write to the company at the following address:

Southern States Utilities, Inc.  
1000 Color Place  
Apopka, FL 32703

(Presentation of Current and Proposed Charges will be attached to this notice when sent to addressees.)

**BEFORE THE FLORIDA PUBLIC SERVICE COMMISSION**

**NOTICE TO OUR CUSTOMERS  
IN PASCO COUNTY  
OF APPLICATION  
OF SOUTHERN STATES UTILITIES, INC.  
FOR  
REVISED SERVICE AVAILABILITY CHARGES**

**JUNE, 1995**

On June 28, 1995, Southern States Utilities, Inc. ("SSU") filed an application for revised Service Availability Charges ("Application") with the Florida Public Service Commission ("Commission"). The purpose of the requested Service Availability Charges is to pay for future growth in SSU's water and wastewater service areas. The requested revised charges will be paid by new, not existing, customers of SSU.

**Public Inspection**

Copies of the Application are available for public inspection Monday through Friday between the hours of 9:00 a.m. and 5:00 p.m. at the following location:

Pasco County Public Library  
8012 Library Road  
Hudson, FL 34667

**Service Availability Charges**

The current and utility-proposed Service Availability Charges are set forth in the rate schedule on the back of this page. After the Commission approves any revised charges, SSU will send you another notice stating the effective date of the charges prior to their implementation.

**How to Contact the Commission**

Written comments regarding SSU and/or the proposed Service Availability Charges and requests to be placed on the mailing list for this Application may be directed to the following address:

Director of Records and Reporting  
Florida Public Service Commission  
2540 Shumard Oak Boulevard  
Tallahassee, FL 32399-0850

**How to Contact Southern States Utilities, Inc.**

If you wish to contact SSU regarding utility service or the proposed Service Availability Charges, you may call our Customer Service Representatives at our general offices at (800) 432-4501 between the hours of 7:00 a.m. and 6:00 p.m. weekdays. You may also write to the company at the following address:

Southern States Utilities, Inc.  
1000 Color Place  
Apopka, FL 32703

(Presentation of Current and Proposed Charges will be attached to this notice when sent to addressees.)

**BEFORE THE FLORIDA PUBLIC SERVICE COMMISSION**

**NOTICE TO OUR CUSTOMERS  
IN POLK COUNTY  
OF APPLICATION  
OF SOUTHERN STATES UTILITIES, INC.  
FOR  
REVISED SERVICE AVAILABILITY CHARGES**

**JUNE, 1995**

On June 28, 1995, Southern States Utilities, Inc. ("SSU") filed an application for revised Service Availability Charges ("Application") with the Florida Public Service Commission ("Commission"). The purpose of the requested Service Availability Charges is to pay for future growth in SSU's water and wastewater service areas. The requested revised charges will be paid by new, not existing, customers of SSU.

**Public Inspection**

Copies of the Application are available for public inspection Monday through Friday between the hours of 9:00 a.m. and 5:00 p.m. at the following location:

Lakeland Public Library  
100 Lake Morton Drive  
Lakeland, FL 33801-5375

**Service Availability Charges**

The current and utility-proposed Service Availability Charges are set forth in the rate schedule on the back of this page. After the Commission approves any revised charges, SSU will send you another notice stating the effective date of the charges prior to their implementation.

**How to Contact the Commission**

Written comments regarding SSU and/or the proposed Service Availability Charges and requests to be placed on the mailing list for this Application may be directed to the following address:

Director of Records and Reporting  
Florida Public Service Commission  
2540 Shumard Oak Boulevard  
Tallahassee, FL 32399-0850

**How to Contact Southern States Utilities, Inc.**

If you wish to contact SSU regarding utility service or the proposed Service Availability Charges, you may call our Customer Service Representatives at our general offices at (800) 432-4501 between the hours of 7:00 a.m. and 6:00 p.m. weekdays. You may also write to the company at the following address:

Southern States Utilities, Inc.  
1000 Color Place  
Apopka, FL 32703

(Presentation of Current and Proposed Charges will be attached to this notice when sent to addressees.)

**BEFORE THE FLORIDA PUBLIC SERVICE COMMISSION**

**NOTICE TO OUR CUSTOMERS  
IN PUTNAM COUNTY  
OF APPLICATION  
OF SOUTHERN STATES UTILITIES, INC.  
FOR  
REVISED SERVICE AVAILABILITY CHARGES**

**JUNE, 1995**

On June 28, 1995, Southern States Utilities, Inc. ("SSU") filed an application for revised Service Availability Charges ("Application") with the Florida Public Service Commission ("Commission"). The purpose of the requested Service Availability Charges is to pay for future growth in SSU's water and wastewater service areas. The requested revised charges will be paid by new, not existing, customers of SSU.

**Public Inspection**

Copies of the Application are available for public inspection Monday through Friday between the hours of 9:00 a.m. and 5:00 p.m. at the following location:

Palatka Public Library  
601 College Road  
Palatka, FL 32177-3873

**Service Availability Charges**

The current and utility-proposed Service Availability Charges are set forth in the rate schedule on the back of this page. After the Commission approves any revised charges, SSU will send you another notice stating the effective date of the charges prior to their implementation.

**How to Contact the Commission**

Written comments regarding SSU and/or the proposed Service Availability Charges and requests to be placed on the mailing list for this Application may be directed to the following address:

Director of Records and Reporting  
Florida Public Service Commission  
2540 Shumard Oak Boulevard  
Tallahassee, FL 32399-0850

**How to Contact Southern States Utilities, Inc.**

If you wish to contact SSU regarding utility service or the proposed Service Availability Charges, you may call our Customer Service Representatives at our general offices at (800) 432-4501 between the hours of 7:00 a.m. and 6:00 p.m. weekdays. You may also write to the company at the following address

:

Southern States Utilities, Inc.  
1000 Color Place  
Apopka, FL 32703

(Presentation of Current and Proposed Charges will be attached to this notice when sent to addressees.)

**BEFORE THE FLORIDA PUBLIC SERVICE COMMISSION**

**NOTICE TO OUR CUSTOMERS  
IN SEMINOLE COUNTY  
OF APPLICATION  
OF SOUTHERN STATES UTILITIES, INC.  
FOR  
REVISED SERVICE AVAILABILITY CHARGES**

**JUNE, 1995**

On June 28, 1995, Southern States Utilities, Inc. ("SSU") filed an application for revised Service Availability Charges ("Application") with the Florida Public Service Commission ("Commission"). The purpose of the requested Service Availability Charges is to pay for future growth in SSU's water and wastewater service areas. The requested revised charges will be paid by new, not existing, customers of SSU.

**Public Inspection**

Copies of the Application are available for public inspection Monday through Friday between the hours of 9:00 a.m. and 5:00 p.m. at the following location:

Seminole County Central Branch Library  
215 North Oxford Road  
Casselberry, FL 32707

**Service Availability Charges**

The current and utility-proposed Service Availability Charges are set forth in the rate schedule on the back of this page. After the Commission approves any revised charges, SSU will send you another notice stating the effective date of the charges prior to their implementation.

**How to Contact the Commission**

Written comments regarding SSU and/or the proposed Service Availability Charges and requests to be placed on the mailing list for this Application may be directed to the following address:

Director of Records and Reporting  
Florida Public Service Commission  
2540 Shumard Oak Boulevard  
Tallahassee, FL 32399-0850

**How to Contact Southern States Utilities, Inc.**

If you wish to contact SSU regarding utility service or the proposed Service Availability Charges, you may call our Customer Service Representatives at our general offices at (800) 432-4501 between the hours of 7:00 a.m. and 6:00 p.m. weekdays. You may also write to the company at the following address:

Southern States Utilities, Inc.  
1000 Color Place  
Apopka, FL 32703

(Presentation of Current and Proposed Charges will be attached to this notice when sent to addressees.)

**BEFORE THE FLORIDA PUBLIC SERVICE COMMISSION**

**NOTICE TO OUR CUSTOMERS  
IN ST. JOHNS COUNTY  
OF APPLICATION  
OF SOUTHERN STATES UTILITIES, INC.  
FOR  
REVISED SERVICE AVAILABILITY CHARGES**

**JUNE, 1995**

On June 28, 1995, Southern States Utilities, Inc. ("SSU") filed an application for revised Service Availability Charges ("Application") with the Florida Public Service Commission ("Commission"). The purpose of the requested Service Availability Charges is to pay for future growth in SSU's water and wastewater service areas. The requested revised charges will be paid by new, not existing, customers of SSU.

**Public Inspection**

Copies of the Application are available for public inspection Monday through Friday between the hours of 9:00 a.m. and 5:00 p.m. at the following location:

St. Johns County Public Library  
1960 North Ponce De Leon Blvd.  
St. Augustine, FL 32084

**Service Availability Charges**

The current and utility-proposed Service Availability Charges are set forth in the rate schedule on the back of this page. After the Commission approves any revised charges, SSU will send you another notice stating the effective date of the charges prior to their implementation.

**How to Contact the Commission**

Written comments regarding SSU and/or the proposed Service Availability Charges and requests to be placed on the mailing list for this Application may be directed to the following address:

Director of Records and Reporting  
Florida Public Service Commission  
2540 Shumard Oak Boulevard  
Tallahassee, FL 32399-0850

**How to Contact Southern States Utilities, Inc.**

If you wish to contact SSU regarding utility service or the proposed Service Availability Charges, you may call our Customer Service Representatives at our general offices at (800) 432-4501 between the hours of 7:00 a.m. and 6:00 p.m. weekdays. You may also write to the company at the following address:

Southern States Utilities, Inc.  
1000 Color Place  
Apopka, FL 32703

(Presentation of Current and Proposed Charges will be attached to this notice when sent to addressees.)



**BEFORE THE FLORIDA PUBLIC SERVICE COMMISSION**

**NOTICE TO OUR CUSTOMERS  
IN ST. LUCIE COUNTY  
OF APPLICATION  
OF SOUTHERN STATES UTILITIES, INC.  
FOR  
REVISED SERVICE AVAILABILITY CHARGES**

**JUNE, 1995**

On June 28, 1995, Southern States Utilities, Inc. ("SSU") filed an application for revised Service Availability Charges ("Application") with the Florida Public Service Commission ("Commission"). The purpose of the requested Service Availability Charges is to pay for future growth in SSU's water and wastewater service areas. The requested revised charges will be paid by new, not existing, customers of SSU.

**Public Inspection**

Copies of the Application are available for public inspection Monday through Friday between the hours of 9:00 a.m. and 5:00 p.m. at the following location:

St. Lucie County Library  
124 North Indian River Drive  
Fort Pierce, FL 34950

**Service Availability Charges**

The current and utility-proposed Service Availability Charges are set forth in the rate schedule on the back of this page. After the Commission approves any revised charges, SSU will send you another notice stating the effective date of the charges prior to their implementation.

**How to Contact the Commission**

Written comments regarding SSU and/or the proposed Service Availability Charges and requests to be placed on the mailing list for this Application may be directed to the following address:

Director of Records and Reporting  
Florida Public Service Commission  
2540 Shumard Oak Boulevard  
Tallahassee, FL 32399-0850

**How to Contact Southern States Utilities, Inc.**

If you wish to contact SSU regarding utility service or the proposed Service Availability Charges, you may call our Customer Service Representatives at our general offices at (800) 432-4501 between the hours of 7:00 a.m. and 6:00 p.m. weekdays. You may also write to the company at the following address:

Southern States Utilities, Inc.  
1000 Color Place  
Apopka, FL 32703

(Presentation of Current and Proposed Charges will be attached to this notice when sent to addressees.)

**BEFORE THE FLORIDA PUBLIC SERVICE COMMISSION**

**NOTICE TO OUR CUSTOMERS  
IN VOLUSIA COUNTY  
OF APPLICATION  
OF SOUTHERN STATES UTILITIES, INC.  
FOR  
REVISED SERVICE AVAILABILITY CHARGES**

**JUNE, 1995**

On June 28, 1995, Southern States Utilities, Inc. ("SSU") filed an application for revised Service Availability Charges ("Application") with the Florida Public Service Commission ("Commission"). The purpose of the requested Service Availability Charges is to pay for future growth in SSU's water and wastewater service areas. The requested revised charges will be paid by new, not existing, customers of SSU.

**Public Inspection**

Copies of the Application are available for public inspection Monday through Friday between the hours of 9:00 a.m. and 5:00 p.m. at the following location:

Southern States Utilities, Inc.  
Deltona Lakes Customer Service Office  
255 Enterprise Road  
Deltona, FL 32725

**Service Availability Charges**

The current and utility-proposed Service Availability Charges are set forth in the rate schedule on the back of this page. After the Commission approves any revised charges, SSU will send you another notice stating the effective date of the charges prior to their implementation.

**How to Contact the Commission**

Written comments regarding SSU and/or the proposed Service Availability Charges and requests to be placed on the mailing list for this Application may be directed to the following address:

Director of Records and Reporting  
Florida Public Service Commission  
2540 Shumard Oak Boulevard  
Tallahassee, FL 32399-0850

**How to Contact Southern States Utilities, Inc.**

If you wish to contact SSU regarding utility service or the proposed Service Availability Charges, you may call our Customer Service Representatives at your local office at (407) 574-6608 between the hours of 7:45 a.m. and 4:45 p.m. weekdays, or at our general offices at (800) 432-4501 between the hours of 7:00 a.m. and 6:00 p.m. weekdays. You may also write to the company at the following address:

Southern States Utilities, Inc.  
1000 Color Place  
Apopka, FL 32703

(Presentation of Current and Proposed Charges will be attached to this notice when sent to addressees.)

**BEFORE THE FLORIDA PUBLIC SERVICE COMMISSION**

**NOTICE TO OUR CUSTOMERS  
IN WASHINGTON COUNTY  
OF APPLICATION  
OF SOUTHERN STATES UTILITIES, INC.  
FOR  
REVISED SERVICE AVAILABILITY CHARGES**

**JUNE, 1995**

On June 28, 1995, Southern States Utilities, Inc. ("SSU") filed an application for revised Service Availability Charges ("Application") with the Florida Public Service Commission ("Commission"). The purpose of the requested Service Availability Charges is to pay for future growth in SSU's water and wastewater service areas. The requested revised charges will be paid by new, not existing, customers of SSU.

**Public Inspection**

Copies of the Application are available for public inspection Monday through Friday between the hours of 9:00 a.m. and 5:00 p.m. at the following location:

Washington County Library  
110 North Fifth Street  
Chipley, FL 32428

**Service Availability Charges**

The current and utility-proposed Service Availability Charges are set forth in the rate schedule on the back of this page. After the Commission approves any revised charges, SSU will send you another notice stating the effective date of the charges prior to their implementation.

**How to Contact the Commission**

Written comments regarding SSU and/or the proposed Service Availability Charges and requests to be placed on the mailing list for this Application may be directed to the following address:

Director of Records and Reporting  
Florida Public Service Commission  
2540 Shumard Oak Boulevard  
Tallahassee, FL 32399-0850

**How to Contact Southern States Utilities, Inc.**

If you wish to contact SSU regarding utility service or the proposed Service Availability Charges, you may call our Customer Service Representatives at our general offices at (800) 432-4501 between the hours of 7:00 a.m. and 6:00 p.m. weekdays. You may also write to the company at the following address:

Southern States Utilities, Inc.  
1000 Color Place  
Apopka, FL 32703

(Presentation of Current and Proposed Charges will be attached to this notice when sent to addressees.)

360