



Florida Power
A Progress Energy Company

DISTRIBUTION CENTER

02 MAR 26 AM 10:12

James McGee
Associate General Counsel

ORIGINAL

March 29, 2002

Ms. Blanco S. Bayo, Director
Division of Records and Reporting
Florida Public Service Commission
2540 Shumard Oak Blvd.
Tallahassee, Florida 32399-0850

RECEIVED FPSC
02 MAR 26 PM 1:08
COMMISSION
CLERK

Re: Docket No. 020001-EI

Dear Ms. Bayo:

Enclosed for filing are ten (10) copies of Florida Power Corporation's FPSC 423 Forms for the month of January 2002. Forms 423-1A, 423-2, 423-2A, 423-2B, and 423-2C contained in this filing have been edited to delete certain confidential information. Florida Power's Request for Specified Confidential Treatment, which includes an unedited copy of the 423 Forms, has been submitted for filing this date under separate cover.

Please acknowledge your receipt and filing of the above on the enclosed copy of this letter and return same to me.

Very truly yours,

James A. McGee

JAM:scc
Enclosures
cc: Parties of record

RECEIVED & FILED

FPSC-BUREAU OF RECORDS

DOCUMENT NUMBER DATE
03435 MAR 26 02
FPSC-COMMISSION CLERK

AUS
CAF
CMP
COM
CTR
ECR
GCL
OPC
MMS
SEC
OTH

CERTIFICATE OF SERVICE

Docket No. 020001-EI

I HEREBY CERTIFY that a true copy of Florida Power Corporation's 423 Forms for the month of January 2002 have been furnished to the following individuals by regular U.S. Mail this 25th day of March 2002.

Matthew M. Childs, Esquire
Steel, Hector & Davis
215 South Monroe, Suite 601
Tallahassee, FL 32301-1804

Stephen C. Burgess, Esquire
Office of the Public Counsel
111 West Madison Street
Room 812
Tallahassee, FL 32399-1400

Jeffrey A. Stone, Esquire
Russell A. Badders, Esquire
Beggs and Lane
P. O. Box 12950
Pensacola, FL 32576-2950


Joseph A. McGlothlin, Esquire
Vicki Gordon Kaufman, Esquire
McWhirter, Reeves, McGlothlin,
Davidson, Decker, Kaufman,
Arnold & Steen, P.A.
117 S. Gadsden Street
Tallahassee, FL 32301

Lee L. Willis, Esquire
James D. Beasley, Esquire
Ausley & McMullen
P. O. Box 391
Tallahassee, FL 32302

John McWhirter, Jr.
McWhirter, Reeves, McGlothlin,
Davidson, Decker, Kaufman,
Arnold & Steen, P.A.
P. O. Box 3350
Tampa, FL 33601

Wm. Cochran Keating, IV
Staff Counsel
Florida Public Service Commission
2540 Shumard Oak Boulevard
Tallahassee, FL 32399-0850

Norman Horton, Jr., Esquire
Messer, Caparello & Self
P. O. Box 1876
Tallahassee, FL 32302

A handwritten signature in black ink, appearing to read "James D. Beasley". The signature is fluid and cursive, with a long horizontal stroke at the end.

MONTHLY REPORT OF COST AND QUALITY OF FUEL OIL FOR ELECTRIC PLANTS
ORIGIN VOLUME DELIVERED PRICE AND AS RECEIVED QUALITY

1 REPORTING MONTH Jan-02

2 REPORTING COMPANY FLORIDA POWER CORPORATION

3 NAME, TITLE & TELEPHONE NUMBER OF CONTACT PERSON CONCERNING DATA
SUBMITTED ON THIS FORM JIMMY L WILSON, PROJECT ANALYST (919) 546-2432

4 SIGNATURE OF OFFICIAL SUBMITTING REPORT

5 DATE COMPLETED 03/13/02

PAM MURPHY - DIRECTOR, GAS & OIL TRADING

[illegible]

2 REPORTING COMPANY FLORIDA POWER CORPORATION

3 NAME, TITLE & TELEPHONE NUMBER OF CONTACT PERSON CONCERNING DATA
SUBMITTED ON THIS FORM JIMMY L WILSON, PROJECT ANALYST (919) 546-2132

4 SIGNATURE OF OFFICIAL SUBMITTING REPORT

~~PAM MURPHY, DIRECTOR, GAS & OIL TRADING~~

5 DATE COMPLETED 03/13/02

[illegible]

**MONTHLY REPORT OF COST AND QUALITY OF COAL FOR ELECTRIC PLANTS
ORIGIN, TONNAGE, DELIVERED PRICE AND AS RECEIVED QUALITY**


1. Report for: Mo. January 2002

2. Reporting Company: Florida Power Corporation

3. Plant Name: Transfer Facility - IMT

4. Name, Title and Telephone Number of Contact
Person Concerning Data Submitted on this Form
Delmar J. Clark Jr., Business Analyst
(727) 824-6616

5. Signature of Official Submitting Report


Delmar J. Clark Jr., Business Analyst

6. Date Completed: March 15, 2002

Line No.	Supplier Name	Mine Location	Purchase Type	Transportation Mode	Tons	Effective Purchase Price (\$/Ton)	Total Transportation Cost (\$/Ton)	F.O.B. Plant Price (\$/Ton)	As Received Coal Quality			
									Percent Sulfur (%)	Btu Content (Btu/lb)	Percent Ash (%)	Percent Moisture (%)
(a)	(b)	(c)	(d)	(e)	(f)	(g)	(h)	(i)	(j)	(k)	(l)	(m)
1	Pen Coal Company	08 , Wv , 99	LTC	B	3,390			\$49.84	0.68	12,151	10.05	7.57
2	Black Hawk Synfuel, LLC	08 , Wv , 39	S	B	20,041			\$66.07	0.69	12,114	11.50	8.00
3	Black Hawk Synfuel, LLC	08 , Wv , 39	S	B	19,684			\$62.82	0.68	12,134	11.52	7.86
4	Black Hawk Synfuel, LLC	08 , Wv , 39	S	B	27,122			\$59.07	0.67	12,310	10.71	7.54
5	New River Synfuel, LLC	08 , Wv , 39	S	B	64,241			\$42.02	0.68	12,207	10.94	7.97
6	Kanawha River Terminals	08 , Wv , 39	S	B	36,702			\$61.07	0.68	12,757	8.13	7.47

**MONTHLY REPORT OF COST AND QUALITY OF COAL FOR ELECTRIC PLANTS
ORIGIN, TONNAGE, DELIVERED PRICE AND AS RECEIVED QUALITY**


1. Report for: Mo. January 2002

2. Reporting Company: Florida Power Corporation

3. Plant Name: Crystal River 1 & 2

4. Name, Title and Telephone Number of Contact
Person Concerning Data Submitted on this Form
Delmar J. Clark Jr., Business Analyst
(727) 824-6616

5. Signature of Official Submitting Report


Delmar J. Clark Jr., Business Analyst

6. Date Completed: March 15, 2002

Line No.	Supplier Name	Mine Location	Purchase Type	Transportation Mode	Tons	Effective Purchase Price (\$/Ton)	Total Transportation Cost (\$/Ton)	F.O.B. Plant Price (\$/Ton)	As Received Coal Quality			
									Percent Sulfur (%)	Btu Content (Btu/lb)	Percent Ash (%)	Percent Moisture (%)
(a)	(b)	(c)	(d)	(e)	(f)	(g)	(h)	(i)	(j)	(k)	(l)	(m)
1	AEI Coal Sales Co., Inc.	08 , Ky , 193	LTC	UR	19,465			\$43.59	0.98	12,299	10.77	6.25
2	Consolidated Coal Sales	08 , Ky , 119	MTC	UR	9,767			\$42.60	1.33	12,523	9.71	6.59
3	Consolidated Coal Sales	08 , Ky , 133	MTC	UR	10,220			\$42.60	1.32	12,930	8.10	5.95
4	Consolidated Coal Sales	08 , Ky , 133	MTC	UR	9,763			\$56.10	1.26	12,783	8.00	6.92
5	Dynegy Marketing & Trade	08 , Ky , 195	S	UR	9,915			\$62.85	0.90	12,487	10.22	6.33
6	Massey Coal Sales Company, Inc.	08 , Ky , 195	MTC	UR	29,160			\$42.80	1.03	12,650	7.71	5.19
7	Quaker Coal Company, Inc.	08 , Ky , 195	MTC	UR	3,819			\$47.10	1.14	12,735	8.51	7.53
8	Quaker Coal Company, Inc.	08 , Ky , 195	MTC	UR	15,361			\$55.60	1.11	12,766	8.52	7.22
9	Quaker Coal Company, Inc.	08 , Ky , 195	S	UR	9,833			\$62.46	1.16	12,503	10.02	6.52
10	Transfer Facility	00 N/A 000	N/A	OB	7,579			\$63.65	0.85	11,855	5.41	13.50

**MONTHLY REPORT OF COST AND QUALITY OF COAL FOR ELECTRIC PLANTS
ORIGIN, TONNAGE, DELIVERED PRICE AND AS RECEIVED QUALITY**


1. Report for: Mo. January 2002

2. Reporting Company: Florida Power Corporation

3. Plant Name: Crystal River 4 & 5

4. Name, Title and Telephone Number of Contact
Person Concerning Data Submitted on this Form
Delmar J. Clark Jr., Business Analyst
(727) 824-6616

5. Signature of Official Submitting Report


Delmar J. Clark Jr., Business Analyst

6. Date Completed: March 15, 2002

Line No.	Supplier Name	Mine Location	Purchase Type	Transpor- tation Mode	Tons	Effective Purchase Price (\$/Ton)	Total Transpor- tation Cost (\$/Ton)	F.O.B. Plant Price (\$/Ton)	As Received Coal Quality			
									Percent Sulfur (%)	Btu Content (Btu/lb)	Percent Ash (%)	Percent Moisture (%)
(a)	(b)	(c)	(d)	(e)	(f)	(g)	(h)	(i)	(j)	(k)	(l)	(m)
1	Alliance Coal Sales Corp.	08 , Ky , 195	MTC	UR	28,420			\$57.84	0.69	12,714	7.84	7.17
2	Peabody Coal Sales, Inc.	08 , Wv , 5	S	UR	20,397			\$55.86	0.77	12,855	10.04	5.82
3	Powell Mountain Coal Company	08 , Ky , 119	LTC	UR	29,139			\$52.30	0.73	12,945	7.83	6.06
4	Quaker Coal Company, Inc.	08 , Ky , 195	LTC	UR	39,653			\$50.34	0.68	12,496	10.31	6.43
5	Transfer Facility	00 N/A 000	N/A	OB	160,132			\$64.38	0.67	11,968	10.05	9.95

**MONTHLY REPORT OF COST AND QUALITY OF COAL FOR ELECTRIC PLANTS
ORIGIN, TONNAGE, DELIVERED PRICE AND AS RECEIVED QUALITY**


1. Report for: Mo. January 2002

2. Reporting Company: Florida Power Corporation

3. Plant Name: Transfer Facility - IMT

4. Name, Title and Telephone Number of Contact
Person Concerning Data Submitted on this Form
Delmar J. Clark Jr., Business Analyst
(727) 824-6616

5. Signature of Official Submitting Report


Delmar J. Clark Jr., Business Analyst

6. Date Completed: March 15, 2002

Line No.	Supplier Name	Mine Location	Purchase Type	Tons	F.O.B. Mine Price (\$/Ton)	Short Haul & Loading Charges (\$/Ton)	Original Invoice Price (\$/Ton)	Retro-active Price Inc(Dec) (\$/Ton)	Base Price (\$/Ton)	Quality Adjust-ments (\$/Ton)	Effective Purchase Price (\$/Ton)
(a)	(b)	(c)	(d)	(e)	(f)	(g)	(h)	(i)	(j)	(k)	(l)
1	Pen Coal Company	08 , Wv , 99	LTC	3,390		\$0.00					
2	Black Hawk Synfuel, LLC	08 , Wv , 39	S	20,041		\$0.00					
3	Black Hawk Synfuel, LLC	08 , Wv , 39	S	19,684		\$0.00					
4	Black Hawk Synfuel, LLC	08 , Wv , 39	S	27,122		\$0.00					
5	New River Synfuel, LLC	08 , Wv , 39	S	64,241		\$0.00					
6	Kanawha River Terminals	08 , Wv , 39	S	36,702		\$0.00					

**MONTHLY REPORT OF COST AND QUALITY OF COAL FOR ELECTRIC PLANTS
ORIGIN, TONNAGE, DELIVERED PRICE AND AS RECEIVED QUALITY**

1. Report for: Mo. January 2002

2. Reporting Company: Florida Power Corporation

3. Plant Name: Crystal River 1 & 2

4. Name, Title and Telephone Number of Contact
Person Concerning Data Submitted on this Form
Delmar J. Clark Jr., Business Analyst
(727) 824-6616

5. Signature of Official Submitting Report


Delmar J. Clark Jr., Business Analyst

6. Date Completed: March 15, 2002

Line No.	Supplier Name	Mine Location	Purchase Type	Tons	F.O.B. Mine Price (\$/Ton)	Short Haul & Loading Charges (\$/Ton)	Original Invoice Price (\$/Ton)	Retro-active Price Increases (\$/Ton)	Base Price (\$/Ton)	Quality Adjust-ments (\$/Ton)	Effective Purchase Price (\$/Ton)
(a)	(b)	(c)	(d)	(e)	(f)	(g)	(h)	(i)	(j)	(k)	(l)
1	AEI Coal Sales Co., Inc.	08 , Ky , 193	LTC	19,465		\$0.00					
2	Consolidated Coal Sales	08 , Ky , 119	MTC	9,767		\$0.00					
3	Consolidated Coal Sales	08 , Ky , 133	MTC	10,220		\$0.00					
4	Consolidated Coal Sales	08 , Ky , 133	MTC	9,763		\$0.00					
5	Dynegy Marketing & Trade	08 , Ky , 195	S	9,915		\$0.00					
6	Massey Coal Sales Company, Inc.	08 , Ky , 195	MTC	29,160		\$0.00					
7	Quaker Coal Company, Inc.	08 , Ky , 195	MTC	3,819		\$0.00					
8	Quaker Coal Company, Inc.	08 , Ky , 195	MTC	15,361		\$0.00					
9	Quaker Coal Company, Inc.	08 , Ky , 195	S	9,833		\$0.00					
10	Transfer Facility	00 N/A 000	N/A	7,579		\$0.00					

MONTHLY REPORT OF COST AND QUALITY OF COAL FOR ELECTRIC PLANTS
ORIGIN, TONNAGE, DELIVERED PRICE AND AS RECEIVED QUALITY


1. Report for: Mo. January 2002

2. Reporting Company: Florida Power Corporation

3. Plant Name: Crystal River 4 & 5

4. Name, Title and Telephone Number of Contact
Person Concerning Data Submitted on this Form
Delmar J. Clark Jr., Business Analyst
(727) 824-6616

5. Signature of Official Submitting Report


Delmar J. Clark Jr., Business Analyst

6. Date Completed: March 15, 2002

Line No.	Supplier Name	Mine Location	Purchase Type	Tons	F.O.B. Mine Price (\$/Ton)	Short Haul & Loading Charges (\$/Ton)	Original Invoice Price (\$/Ton)	Retro-active Price Increases (\$/Ton)	Base Price (\$/Ton)	Quality Adjust-ments (\$/Ton)	Effective Purchase Price (\$/Ton)
(a)	(b)	(c)	(d)	(e)	(f)	(g)	(h)	(i)	(j)	(k)	(l)
1	Alliance Coal Sales Corp.	08 , Ky , 195	MTC	28,420		\$0.00					
2	Peabody Coal Sales, Inc.	08 , Wv , 5	S	20,397		\$0.00					
3	Powell Mountain Coal Company	08 , Ky , 119	LTC	29,139		\$0.00					
4	Quaker Coal Company, Inc.	08 , Ky , 195	LTC	39,653		\$0.00					
5	Transfer Facility	00 N/A 000	N/A	160,132		\$0.00					

MONTHLY REPORT OF COST AND QUALITY OF COAL FOR ELECTRIC PLANTS
ORIGIN, TONNAGE, DELIVERED PRICE AND AS RECEIVED QUALITY


1. Report for: Mo. January 2002

- 2. Reporting Company:** Florida Power Corporation

3. Plant Name: Transfer Facility - IMT

4. Name, Title and Telephone Number of Contact
Person Concerning Data Submitted on this Form
Delmar J. Clark Jr., Business Analyst
(727) 824-6616

- ### 5. Signature of Official Submitting Report


Delmar J. Clark Jr., Business Analyst

6. Date Completed: March 15, 2002

[illegible]

**MONTHLY REPORT OF COST AND QUALITY OF COAL FOR ELECTRIC PLANTS
ORIGIN, TONNAGE, DELIVERED PRICE AND AS RECEIVED QUALITY**

1. Report for: Mo. January 2002

2. Reporting Company: Florida Power Corporation

3. Plant Name: Crystal River 1 & 2

4. Name, Title and Telephone Number of Contact
Person Concerning Data Submitted on this Form
Delmar J. Clark Jr., Business Analyst
(727) 824-6616

5. Signature of Official Submitting Report


Delmar J. Clark Jr., Business Analyst

6. Date Completed: March 15, 2002

Line No.	Supplier Name	Mine Location	Shipping Point	Transportation Mode	Tons	Additional											F.O.B. Plant Price
						Effective Purchase Price (\$/Ton)	Shorthaul & Loading Charges (\$/Ton)	Rail Rate (\$/Ton)	Other Rail Charges (\$/Ton)	River Barge Rate (\$/Ton)	Trans-loading Rate (\$/Ton)	Ocean Barge Rate (\$/Ton)	Other Water Charges (\$/Ton)	Other Related Charges (\$/Ton)	Transportation Charges (\$/Ton)		
(a)	(b)	(c)	(d)	(e)	(f)	(g)	(h)	(i)	(j)	(k)	(l)	(m)	(n)	(o)	(p)	(q)	
1	AEI Coal Sales Co., Inc.	08 , Ky , 193	Perry, Ky	UR	19,465		N/A			N/A	N/A	N/A	\$0.00	\$0.00		\$43.59	
2	Consolidated Coal Sales	08 , Ky , 119	Knott, Ky	UR	9,767		N/A			N/A	N/A	N/A	\$0.00	\$0.00		\$42.60	
3	Consolidated Coal Sales	08 , Ky , 133	Letcher, Ky	UR	10,220		N/A			N/A	N/A	N/A	\$0.00	\$0.00		\$42.60	
4	Consolidated Coal Sales	08 , Ky , 133	Letcher, Ky	UR	9,763		N/A			N/A	N/A	N/A	\$0.00	\$0.00		\$56.10	
5	Dynegy Marketing & Trade	08 , Ky , 195	Pike, Ky	UR	9,915		N/A			N/A	N/A	N/A	\$0.00	\$0.00		\$62.85	
6	Massey Coal Sales Company,	08 , Ky , 195	Pike, Ky	UR	29,160		N/A			N/A	N/A	N/A	\$0.00	\$0.00		\$42.80	
7	Quaker Coal Company, Inc.	08 , Ky , 195	Pike, Ky	UR	3,819		N/A			N/A	N/A	N/A	\$0.00	\$0.00		\$47.10	
8	Quaker Coal Company, Inc.	08 , Ky , 195	Pike, Ky	UR	15,361		N/A			N/A	N/A	N/A	\$0.00	\$0.00		\$55.60	
9	Quaker Coal Company, Inc.	08 , Ky , 195	Pike, Ky	UR	9,833		N/A			N/A	N/A	N/A	\$0.00	\$0.00		\$62.46	
10	Transfer Facility	00 N/A 000	Plaquemines Parrish, La	OB	7,579		N/A			N/A	N/A	N/A	\$0.00	\$0.00		\$63.65	

**MONTHLY REPORT OF COST AND QUALITY OF COAL FOR ELECTRIC PLANTS
ORIGIN, TONNAGE, DELIVERED PRICE AND AS RECEIVED QUALITY**


1. Report for: Mo. January 2002

2. Reporting Company: Florida Power Corporation

3. Plant Name: Crystal River 4 & 5

4. Name, Title and Telephone Number of Contact
Person Concerning Data Submitted on this Form
Delmar J. Clark Jr., Business Analyst
(727) 824-6616

5. Signature of Official Submitting Report


Delmar J. Clark Jr., Business Analyst

6. Date Completed: March 15, 2002


Line No.	Supplier Name	Mine Location	Shipping Point	Transpor- tation Mode	Tons	Effective Purchase Price (\$/Ton)	Additional & Loading Charges (\$/Ton)	Rail Rate (\$/Ton)	Other Rail Charges (\$/Ton)	River Barge Rate (\$/Ton)	Trans- loading Rate (\$/Ton)	Ocean Barge Rate (\$/Ton)	Other Water Charges (\$/Ton)	Other Related Charges (\$/Ton)	Transpor- tation Charges (\$/Ton)	F.O.B. Plant Price (\$/Ton)
(a)	(b)	(c)	(d)	(e)	(f)	(g)	(h)	(i)	(j)	(k)	(l)	(m)	(n)	(o)	(p)	(q)
1	Alliance Coal Sales Corp.	08 , Ky , 195	Pike, Ky	UR	28,420		N/A			N/A	N/A	N/A	\$0.00	\$0.00		\$57.84
2	Peabody Coal Sales, Inc.	08 , Wv , 5	Boone, Wv	UR	20,397		N/A			N/A	N/A	N/A	\$0.00	\$0.00		\$55.86
3	Powell Mountain Coal Compar	08 , Ky , 119	Knott, Ky	UR	29,139		N/A			N/A	N/A	N/A	\$0.00	\$0.00		\$52.30
4	Quaker Coal Company, Inc.	08 , Ky , 195	Pike, Ky	UR	39,653		N/A			N/A	N/A	N/A	\$0.00	\$0.00		\$50.34
5	Transfer Facility	00 N/A 000	Plaquemines Parrish, La	OB	160,132		N/A			N/A	N/A	N/A	\$0.00	\$0.00		\$64.38

**MONTHLY REPORT OF COST AND QUALITY OF COAL FOR ELECTRIC PLANTS
REPORT OF ADJUSTMENTS TO PREVIOUS COAL DELIVERIES**

1. Report for: Mo. January 2002
2. Reporting Company: Florida Power Corporation
3. Plant Name: Transfer Facility - IMT

4. Name, Title and Telephone Number of Contact
Person Concerning Data Submitted on this Form
Delmar J. Clark Jr., Business Analyst
(727) 824-6616

5. Signature of Official Submitting Report


Delmar J. Clark Jr., Business Analyst

6. Date Completed: March 15, 2002

Line No.	Month Reported	Form Plant Name	Intended Generating Plant	Supplier	Original Line Number	Old Volume (tons)	Form No.	Column Title	Old Value	New Value	New F.O.B. Plant Price	Reason for Revision
(a)	(b)	(c)	(d)	(e)	(f)	(g)	(h)	(i)	(j)	(k)	(l)	(m)
1	11/01	Transfer Facility-IMT	Pen Coal Company		1	8,407	2A	(k) Quality Adjustments			\$50.59	Quality Adjustment
2	11/01	Transfer Facility-IMT	Pen Coal Company		2	13,943	2A	(k) Quality Adjustments			\$50.03	Quality Adjustment
3	11/01	Transfer Facility-IMT	Black Hawk Synfuel, LLC		3	115,732	2A	(k) Quality Adjustments			\$67.05	Quality Adjustment
4	12/01	Transfer Facility-IMT	Black Hawk Synfuel, LLC		3	22,968	2A	(k) Quality Adjustments			\$66.37	Quality Adjustment
5	12/01	Transfer Facility-IMT	Black Hawk Synfuel, LLC		4	29,119	2A	(k) Quality Adjustments			\$65.41	Quality Adjustment
6	11/01	Transfer Facility-IMT	New River Synfuel, LLC		4	29,360	2A	(k) Quality Adjustments			\$41.87	Quality Adjustment
7	12/01	Transfer Facility-IMT	New River Synfuel, LLC		5	50,301	2A	(k) Quality Adjustments			\$41.45	Quality Adjustment


**MONTHLY REPORT OF COST AND QUALITY OF COAL FOR ELECTRIC PLANTS
REPORT OF ADJUSTMENTS TO PREVIOUS COAL DELIVERIES**

Page 1 of 2

1. Report for: Mo. January 2002
2. Reporting Company: Florida Power Corporation
3. Plant Name: Crystal River 1 & 2

4. Name, Title and Telephone Number of Contact
Person Concerning Data Submitted on this Form
Delmar J. Clark Jr., Business Analyst
(727) 824-6616

5. Signature of Official Submitting Report


Delmar J. Clark Jr., Business Analyst

6. Date Completed: March 15, 2002

Line No.	Month Reported	Form Plant Name	Intended Generating Plant	Supplier	Original Line Number	Old Volume (tons)	Form No.	Column Title	Old Value	New Value	New F.O.B. Plant Price	Reason for Revision
(a)	(b)	(c)	(d)	(e)	(f)	(g)	(h)	(i)	(j)	(k)	(l)	(m)
1	05/01	CR1&2	CR1&2	AEI Coal Sales Co., Inc.	1	19,155	2A	(k) Quality Adjustments			\$43.83	Quality Adjustment
2	06/01	CR1&2	CR1&2	AEI Coal Sales Co., Inc.	1	29,661	2A	(k) Quality Adjustments			\$43.38	Quality Adjustment
3	11/01	CR1&2	CR1&2	AEI Coal Sales Co., Inc.	1	10,051	2A	(k) Quality Adjustments			\$43.23	Quality Adjustment
4	12/01	CR1&2	CR1&2	AEI Coal Sales Co., Inc.	2	10,616	2A	(k) Quality Adjustments			\$44.10	Quality Adjustment
5	07/01	CR1&2	CR1&2	Consolidated Coal Sales	2	29,408	2A	(k) Quality Adjustments			\$42.27	Quality Adjustment
6	07/01	CR1&2	CR1&2	Consolidated Coal Sales	3	19,877	2A	(k) Quality Adjustments			\$42.27	Quality Adjustment
7	08/01	CR1&2	CR1&2	Consolidated Coal Sales	3	30,504	2A	(k) Quality Adjustments			\$41.75	Quality Adjustment
8	12/01	CR1&2	CR1&2	Consolidated Coal Sales	3	10,222	2A	(k) Quality Adjustments			\$42.78	Quality Adjustment
9	12/01	CR1&2	CR1&2	Consolidated Coal Sales	4	20,815	2A	(k) Quality Adjustments			\$41.46	Quality Adjustment
10	12/01	CR1&2	CR1&2	Consolidated Coal Sales	5	10,351	2A	(k) Quality Adjustments			\$42.86	Quality Adjustment
11	12/01	CR1&2	CR1&2	Consolidated Coal Sales	6	41,517	2A	(k) Quality Adjustments			\$41.77	Quality Adjustment
12	10/01	CR1&2	CR1&2	Quaker Coal Company, Inc.	7	9,508	2	(f) Tons			\$63.84	Tonnage Adjustment
13	10/01	CR1&2	CR1&2	Quaker Coal Company, Inc.	7	9,515	2A	(k) Quality Adjustments (see line above)			\$65.14	Quality Adjustment
14	12/01	CR1&2	CR1&2	Quaker Coal Company, Inc.	13	9,648	2A	(k) Quality Adjustments			\$62.18	Quality Adjustment

**MONTHLY REPORT OF COST AND QUALITY OF COAL FOR ELECTRIC PLANTS
REPORT OF ADJUSTMENTS TO PREVIOUS COAL DELIVERIES**

Page 2 of 2


1. Report for: Mo. January 2002

2. Reporting Company: Florida Power Corporation

3. Plant Name: Crystal River 1 & 2

4. Name, Title and Telephone Number of Contact
Person Concerning Data Submitted on this Form
Delmar J. Clark Jr., Business Analyst
(727) 824-6616

5. Signature of Official Submitting Report


Delmar J. Clark Jr., Business Analyst

6. Date Completed: March 15, 2002

Line No.	Month Reported	Form Plant Name	Intended Generating Plant	Supplier	Original Line Number	Old Volume (tons)	Form No.	Column Title	Old Value	New Value	New F.O.B. Plant Price	Reason for Revision
(a)	(b)	(c)	(d)	(e)	(f)	(g)	(h)	(i)	(j)	(k)	(l)	(m)
15	10/01	CR1&2	CR1&2	Massey Coal Sales Company, Inc	6	59,546	2A	(k) Quality Adjustments			\$41.71	Quality Adjustment
16	09/01	CR1&2	CR1&2	Massey Coal Sales Company, Inc	11	39,651	2A	(k) Quality Adjustments			\$42.22	Price Adjustment
17	12/01	CR1&2	CR1&2	Peabody Coal Sales	12	10,354	2A	(g) Short haul & Idg chg			\$45.97	Price Adjustment
18	12/01	CR1&2	CR1&2	Peabody Coal Sales	12	10,354	2A	(k) Quality Adjustments (see line above)			\$47.87	Quality Adjustment


**MONTHLY REPORT OF COST AND QUALITY OF COAL FOR ELECTRIC PLANTS
REPORT OF ADJUSTMENTS TO PREVIOUS COAL DELIVERIES**

Page 1 of 2

1. Report for: Mo. January 2002
2. Reporting Company: Florida Power Corporation
3. Plant Name: Crystal River 4 & 5

4. Name, Title and Telephone Number of Contact
Person Concerning Data Submitted on this Form
Delmar J. Clark Jr., Business Analyst
(727) 824-6616

5. Signature of Official Submitting Report


Delmar J. Clark Jr., Business Analyst

6. Date Completed: March 15, 2002

Line No.	Month Reported	Form Plant Name	Intended Generating Plant	Supplier	Original Line Number	Old Volume (tons)	Form No.	Column Title	Old Value	New Value	New F.O.B. Plant Price	Reason for Revision
(a)	(b)	(c)	(d)	(e)	(f)	(g)	(h)	(i)	(j)	(k)	(l)	(m)
1	11/01	CR4&5	CR4&5	AEI Coal Sales Co., Inc.	15	10,331	2A	(k) Quality Adjustments			\$43.68	Quality Adjustment
2	10/01	CR4&5	CR4&5	Massey Coal Sales Company, Inc.	5	10,139	2A	(k) Quality Adjustments			\$60.75	Quality Adjustment
3	11/01	CR4&5	CR4&5	Alliance Coal Sales Corp.	1	9,319	2A	(k) Quality Adjustments			\$65.19	Quality Adjustment
4	11/01	CR4&5	CR4&5	Alliance Coal Sales Corp.	2	9,652	2A	(k) Quality Adjustments			\$46.50	Quality Adjustment
5	11/01	CR4&5	CR4&5	Alliance Coal Sales Corp.	3	10,732	2A	(k) Quality Adjustments			\$44.73	Quality Adjustment
6	11/01	CR4&5	CR4&5	Alliance Coal Sales Corp.	4	10,168	2A	(k) Quality Adjustments			\$45.48	Quality Adjustment
7	12/01	CR4&5	CR4&5	Alliance Coal Sales Corp.	1	51,617	2A	(k) Quality Adjustments			\$63.17	Quality Adjustment
8	12/01	CR4&5	CR4&5	Alliance Coal Sales Corp.	2	20,320	2A	(k) Quality Adjustments			\$45.15	Quality Adjustment
9	12/01	CR4&5	CR4&5	Conectiv Energy	3	10,923	2A	(k) Quality Adjustments			\$56.08	Quality Adjustment
10	12/01	CR4&5	CR4&5	Created Mining, LLC	4	10,728	2A	(k) Quality Adjustments			\$65.02	Quality Adjustment
11	06/01	CR4&5	CR4&5	Duke Energy Merchants, LLC	4	10,383	2A	(k) Quality Adjustments			\$75.28	Quality Adjustment
12	12/01	CR4&5	CR4&5	Massey Coal Sales Company, Inc.	5	8,661	2A	(k) Quality Adjustments			\$43.46	SO2 Adjustment
13	10/01	CR4&5	CR4&5	Quaker Coal Company, Inc.	8	10,387	2A	(k) Quality Adjustments			\$51.23	Quality Adjustment
14	10/01	CR4&5	CR4&5	Quaker Coal Company, Inc.	9	50,363	2A	(k) Quality Adjustments			\$50.09	Quality Adjustment
15	10/01	CR4&5	CR4&5	Quaker Coal Company, Inc.	10	10,075	2	(f) Tons			\$49.88	Tonnage Adjustment
16	10/01	CR4&5	CR4&5	Quaker Coal Company, Inc.	10	10,081	2A	(k) Quality Adjustments			\$50.61	Quality Adjustment

(see line above)

**MONTHLY REPORT OF COST AND QUALITY OF COAL FOR ELECTRIC PLANTS
REPORT OF ADJUSTMENTS TO PREVIOUS COAL DELIVERIES**

Page 2 of 2


1. Report for: Mo. January 2002

2. Reporting Company: Florida Power Corporation

3. Plant Name: Crystal River 4 & 5

4. Name, Title and Telephone Number of Contact
Person Concerning Data Submitted on this Form
Delmar J. Clark Jr., Business Analyst
(727) 824-6616

5. Signature of Official Submitting Report


Delmar J. Clark Jr., Business Analyst

6. Date Completed: March 15, 2002

Line No.	Month Reported	Form Plant Name	Intended Generating Plant	Supplier	Original Line Number	Old Volume (tons)	Form No.	Column Title	Old Value	New Value	New F.O.B. Plant Price	Reason for Revision
(a)	(b)	(c)	(d)	(e)	(f)	(g)	(h)	(i)	(j)	(k)	(l)	(m)
17	12/01	CR4&5	CR4&5	Quaker Coal Company, Inc.	8	30,529	2A	(k) Quality Adjustments			\$50.09	Quality Adjustment
18	11/01	CR4&5	CR4&5	Massey Coal Sales Company, Inc.	9	19,551	2A	(k) Quality Adjustments			\$44.18	SO2 Adjustment