

ORIGINAL

040618-TP
BELLSOUTH

BellSouth Telecommunications, Inc.

Regulatory & External Affairs

150 South Monroe Street
Suite 400
Tallahassee, FL 32301-1556

marshall.criser@bellsouth.com

Marshall M. Criser III

Vice President
Regulatory & External Affairs

840 224 7798
Fax 850 224 5073

June 25, 2004

Mrs. Blanca S. Bayo
Director, Division of The Commission Clerk and Administrative Services
Florida Public Service Commission
2540 Shumard Oak Boulevard
Tallahassee, Florida 32399

RECEIVED FPSC
JUN 25 PM 4:42
COMMISSION
CLERK

Re: Notice of the Adoption of existing Interconnection, unbundling, resale and collocation agreement with modifications between BellSouth Telecommunications, Inc. ("BellSouth") and AT&T of the Southern States d/b/a AT&T by BW Consulting, LLC.

Dear Mrs. Bayo:

BellSouth Telecommunications, Inc. hereby provides notice to the Florida Public Service Commission of the adoption by BW Consulting, LLC of the Interconnection, Unbundling, Resale, and Collocation Agreement with modifications for the State of Florida entered into between BellSouth Telecommunications Inc. and AT&T of the Southern States d/b/a AT&T, which was filed with this Commission on 10/26/01 in Docket No. 00731-TP

BW Consulting, LLC is adopting the agreement and all amendments (if applicable), with modifications as provided by Section 252(i) of the Telecommunications Act of 1996.

Enclosed are the original and two (2) copies of the contract between BellSouth Telecommunications, Inc. and BW Consulting, LLC, for your records.

If you have any questions please do not hesitate to contact Robyn Holland at (850) 222-9380.

Very truly yours,

Marshall M. Criser III
Regulatory Vice President

RECEIVED & FILED

FPSC-BUREAU OF RECORDS

DOCUMENT NUMBER-DATE

07026 JUN 25 3

FPSC-COMMISSION CLERK

ORIGINAL

BELLSOUTH® / CLEC Agreement

Customer Name: BW Consulting, L.L.C.

| | |
|---|-----|
| BW Consulting - Adoption of AT&T | 2 |
| Adoption Papers | 3 |
| Signature Page | 7 |
| Exh 1 - Title Page | 8 |
| Exh 2 - Att 2 Network Elements | 9 |
| Exh 2 - Att 2 - Network Element Rates | 73 |
| Exh 3 - Att 3 - Local Interconnection | 111 |
| Exh 3 - Att 3 - Local Interconnection Rates | 143 |
| Exh 4 - Att 6 Section 1 1 7 Deposit | 144 |

DOCUMENT NUMBER-DATE
07026 JUN 25 2000
FISCAL COMMISSION CLERK

Note: This page is not part of the actual signed contract/amendment, but is present for record keeping purposes only.

By and Between
BellSouth Telecommunications, Inc.
And
BW Consulting, L.L.C.

AGREEMENT

This Agreement, which shall become effective thirty (30) days following the date of the last signature of both Parties ("Effective Date"), is entered into by and between BW Consulting, L.L.C. ("BW Consulting"), a Florida company on behalf of itself, and BellSouth Telecommunications, Inc., ("BellSouth"), a Georgia corporation, having an office at 675 W. Peachtree Street, Atlanta, Georgia, 30375, on behalf of itself and its successors and assigns.

WHEREAS, the Telecommunications Act of 1996 (the "Act") was signed into law on February 8, 1996; and

WHEREAS, section 252(i) of the Act requires BellSouth to make available any interconnection, service, or network element provided under an agreement approved by the appropriate state regulatory body to any other requesting telecommunications carrier upon the same terms and conditions as those provided in the agreement in its entirety; and

WHEREAS, BW Consulting has requested that BellSouth make available the interconnection agreement in its entirety executed between BellSouth and AT&T Communications of the Southern States, Inc. d/b/a AT&T dated October 26, 2001 for the state of Florida ("AT&T Interconnection Agreement").

NOW, THEREFORE, in consideration of the promises and mutual covenants of this Agreement, BW Consulting and BellSouth hereby agree as follows:

1. BW Consulting and BellSouth shall adopt in its entirety, with exceptions noted in Items 2 – 7, the AT&T Interconnection Agreement dated October 26, 2001 and any and all amendments to said agreement executed and approved by the appropriate state regulatory commission as of the date of the execution of this Agreement. The AT&T Interconnection Agreement and all amendments are attached hereto as Exhibit 1 and incorporated herein by this reference. The adoption of this agreement with amendment(s) and replacements consists of the following:

| ITEM | NO. PAGES |
|--|--------------|
| Adoption Papers | 5 |
| Exhibit 1 – Title Page AT&T Interconnection Agreement for Florida | 469 |
| Amendment – Att 3, ISP, CLEC to CLEC Conversion and Collocation | 56 |
| Amendment – Port | 5 |
| Amendment – Rates | 70 |
| Amendment – CFA | 3 |
| Amendment – Loop/Port Rates | 11 |

| | |
|---|-----|
| Amendment – On Off Premises | 6 |
| Subtotal | 625 |
| Exhibit 2 – Attachment 2, Network Elements and Combinations | 103 |
| Exhibit 3 – Attachment 3, Local Interconnection | 35 |
| Exhibit 4 – Attachment 6, Section 1.1.7 | 1 |
| | |
| TOTAL | 764 |

2. The Parties agree to replace language in Section 2 of General Terms and Conditions as follows:

2.2 The Parties agree that by no later than one hundred forty-five (145) calendar days prior to the expiration of this Agreement, they shall commence negotiations for a new agreement to be effective beginning on the expiration date of this Agreement (Subsequent Agreement).

3. The Parties agree to delete Section 3.23 of Attachment 1 and replace with the following:

3.23 BellSouth will post changes to business processes and policies, not requiring an amendment to this Agreement, notices required to be posted to BellSouth's website, and any other information of general applicability to CLECs.

4. The Parties agree to delete Section 4.6.2.3 of Attachment 1 in its entirety and replace with the following:

4.6.2.3 Customer branding and self branding require BW Consulting order dedicated trunking from each BellSouth end office identified by BW Consulting, to either the BellSouth Traffic Operator Position System (TOPS) or BW Consulting's operator service provider. Rates for trunks as set forth in applicable BellSouth tariffs.

5. The Parties agree to delete Attachment 2, Network Elements and Other Combinations, and the associated rates in their entirety and replace with Attachment 2 and rates reflected as Exhibit 2, attached hereto and by reference incorporated into this adoption.

6. The Parties agree to delete Attachment 3, Local Interconnection, and the associated rates, in their entirety and replace with the Attachment 3 and rates reflected as Exhibit 3, attached hereto and by reference incorporated into this adoption.

7. The Parties agree to delete Section 1.1.7 of Attachment 6 in its entirety and replace it with the provisions as set forth in Exhibit 4 attached hereto and by reference incorporated into this adoption.

8. In the event that BW Consulting consists of two (2) or more separate entities as set forth in the preamble to this Agreement, all such entities shall be jointly and severally liable for the obligations of BW Consulting under this Agreement.

9. The term of this Agreement shall be from the Effective Date as set forth above and shall expire as set forth in Section 2.1 of the AT&T Interconnection Agreement. For the purposes of determining the expiration date of this Agreement pursuant to section 2.1 of the AT&T Interconnection Agreement, the effective date shall be October 26, 2001.

10. BW Consulting shall accept and incorporate any amendments to the AT&T Interconnection Agreement executed as a result of any final judicial, regulatory, or legislative action.

11. Every notice, consent, approval, or other communications required or contemplated by this Agreement shall be in writing and shall be delivered in person or given by postage prepaid mail, address to:

BellSouth Telecommunications, Inc.

BellSouth Local Contract Manager
600 North 19th Street, 8th floor
Birmingham, Alabama 35203

and

ICS Attorney
Suite 4300
675 W. Peachtree St.
Atlanta, GA 30375

BW Consulting, L.L.C.

Rebecca Wellman
123 Luckie Street
Suite 1507
Atlanta, GA 30303
Tel: 404-658-9927

or at such other address as the intended recipient previously shall have designated by written notice to the other Party. Where specifically required, notices shall be by certified or registered mail. Unless otherwise provided in this Agreement, notice by mail shall be effective on the date it is officially recorded as delivered by return receipt or equivalent, and in the absence of such record of delivery, it shall be presumed to have been delivered the fifth day, or next business day after the fifth day, after it was deposited in the mails.

IN WITNESS WHEREOF, the Parties have executed this Agreement through their authorized representatives.

BellSouth Telecommunications, Inc.

By: Kristen E. Rowe

Name: Kristen E. Rowe

Title: Director

Date: 4/30/04

BW Consulting, L.L.C.

By: REBECCA B. WELLMAN

Name: Rebecca B. Wellman

Title: President

Date: 4-30-04

BW Consulting, L.L.C. - Adoption of AT&T Communications of the Southern States Inc. - Florida

CCCS 7 of 144

Apr. 30 2004 12:33PM P2

FAX NO.: 4046581841

FROM: Rebecca Wellman

4046581841
107 SCCS

AT&T Communications of the Southern States, Inc. – Florida

Attachment 2

Network Elements and Other Services

TABLE OF CONTENTS

| | | |
|-----------|---|------------------|
| 1 | INTRODUCTION | 3 |
| 2 | UNBUNDLED LOOPS | 7 |
| 3 | LINE SHARING | 28 |
| 4 | LOCAL SWITCHING | 35 |
| 5 | UNBUNDLED NETWORK ELEMENT COMBINATIONS | 43 |
| 6 | TRANSPORT, CHANNELIZATION AND DARK FIBER..... | 47 |
| 7 | DATABASES..... | 51 |
| 8 | BELLSOUTH SWITCHED ACCESS (SWA) 8XX TOLL FREE DIALING TEN DIGIT SCREENING SERVICE..... | 52 |
| 9 | LINE INFORMATION DATABASE (LIDB) | 52 |
| 10 | SIGNALING..... | 55 |
| 11 | AUTOMATIC LOCATION IDENTIFICATION/DATA MANAGEMENT SYSTEM (ALI/DMS) | 61 |
| 12 | CALLING NAME (CNAM) DATABASE SERVICE | 61 |
| 13 | SERVICE CREATION ENVIRONMENT AND SERVICE MANAGEMENT SYSTEM (SCE/SMS) ADVANCED INTELLIGENT NETWORK (AIN) ACCESS | 63 |
| 14 | OPERATIONAL SUPPORT SYSTEMS (OSS)..... | 63 |
| | Rates | Exhibit A |

ACCESS TO NETWORK ELEMENTS AND OTHER SERVICES**1 Introduction**

- 1.1 This Attachment sets forth rates, terms and conditions for Network Elements and combinations of Network Elements that BellSouth agrees to offer to BW Consulting in accordance with its obligations under Section 251(c)(3) of the Act. Additionally, this Attachment sets forth the rates, terms and conditions for other facilities and services BellSouth makes available to BW Consulting (Other Services). The rates for each Network Element and combination of Network Elements and Other Services are set forth in Exhibit A of this Attachment. Additionally, the provision of a particular Network Element or Other Service may require BW Consulting to purchase other Network Elements or services. In the event of a conflict between this Attachment and any other section or provision of this Agreement, the provisions of this Attachment shall control.
- 1.2 For purposes of this Agreement, "Network Element" is defined to mean a facility or equipment BW Consulting used in the provision of a qualifying service, as defined by the FCC. BW Consulting may not access a Network Element for the sole purpose of providing non-qualifying services as defined by the FCC. For purposes of this Agreement, combinations of Network Elements shall be referred to as "Combinations."
- 1.3 BellSouth shall, upon request of BW Consulting, and to the extent technically feasible, provide to BW Consulting access to its Network Elements for the provision of BW Consulting's qualifying services. If no rate is identified in this Agreement, the rate will be as set forth in the applicable BellSouth tariff or as negotiated by the Parties upon request by either Party.
- 1.4 BW Consulting may purchase and use Network Elements and Other Services from BellSouth in accordance with 47 C.F.R 51.309.
- 1.5 BellSouth shall comply with the requirements as set forth in the technical references within this Attachment 2.
- 1.6 To the extent any Network Elements, combinations of Network Elements, services or terms and conditions contained herein are based upon FCC rules and orders that are vacated by the DC Circuit Court of Appeals in an effective order, such Network Elements, combinations of Network Elements and services shall no longer be available pursuant to this Attachment. Upon the effective date of such order, BW Consulting will not attempt to order any such Network Elements, combinations of Network Elements or services that are subject to the vacatur. BellSouth and BW Consulting will work cooperatively to transition the embedded base of such Network Elements, combinations of Network Elements and services to tariffed services or to services offered pursuant to a separate commercial agreement, provided that the appropriate tariff rate or rate set forth in such

commercial agreement shall apply from the effective date of the vacatur. In the event BW Consulting has not entered into a separate commercial agreement, or transitioned such services to a tariffed service, or if the parties are unable to agree on a transition schedule for the embedded base Network Elements, combinations of Network Elements or services within thirty (30) calendar days of the effective date of the vacatur, BellSouth may disconnect those Network Elements, combinations of Network Elements or services upon thirty (30) calendar days notice. If BW Consulting has not entered into a commercial agreement necessary for certain Network Elements, combinations of Network Elements or services, and BellSouth disconnects such Network Elements, combinations of Network Elements or services pursuant to the preceding sentence, BellSouth's then current market rates shall apply to such Network Elements, combinations of Network Elements or services from the effective date of the vacatur until disconnection.

- 1.7 Upon request, BellSouth shall convert a wholesale service, or group of wholesale services, to the equivalent unbundled Network Element, or combination of elements that is available to BW Consulting under Section 251(c)(3) of the Telecommunications Act of 1996. Nonrecurring switch-as-is rates for conversion of Network Elements are contained in Exhibit A of this Attachment. Conversion of a wholesale service or group of wholesale services shall be considered termination for purposes of any volume and/or term commitments and/or grandfathered status between BW Consulting and BellSouth. Any change from a wholesale service to a Network Element that requires a physical rearrangement of the Network Element will not be considered a conversion for purposes of this Agreement.
- 1.8 Except to the extent expressly provided otherwise in this Attachment, for Network Elements or combinations of Network Elements (collectively "Arrangements") that are no longer offered pursuant to, or are not in compliance with, the terms set forth in this Agreement (for example, but not limited to, local channels or non-compliant EELs), BW Consulting will submit orders to rearrange, disconnect or convert those arrangements or services within thirty (30) calendar days of the last signature date of this Agreement. If orders to rearrange, disconnect or convert those Arrangements are not received by the thirty-first (31st) calendar day after the last signature date of this Agreement, BellSouth shall provide BW Consulting notice of those Arrangements that are no longer offered pursuant to, or are not in compliance with, the terms set forth in this Agreement, and BW Consulting shall submit orders to rearrange, disconnect or convert those Arrangements within sixteen (16) calendar days of the date of such notice from BellSouth. If BW Consulting fails to submit orders to rearrange, disconnect or convert such Arrangements within sixteen (16) calendar days of BellSouth's notice, BellSouth may disconnect those Arrangements without further notice.

- 1.8.1 In the event all orders to rearrange, disconnect or convert Arrangements are not received by the thirty-first (31st) calendar day after the last signature date of this Agreement, then 1) in the event no orders to rearrange, disconnect or convert an Arrangement are submitted prior to the thirtieth (30th) calendar day after BellSouth's notice, BW Consulting shall pay BellSouth the rate BellSouth could have charged had BW Consulting transitioned those Arrangements to another tariffed or contract service arrangement beginning on the Effective Date of this Agreement to the date orders to rearrange, disconnect or convert such Arrangements or services are actually completed; or 2) in the event orders to rearrange, disconnect or convert an Arrangement are submitted prior to the thirtieth (30th) calendar day after BellSouth's notice, BW Consulting shall pay BellSouth the rate charged for such Arrangements under this Agreement until the date orders to rearrange, disconnect or convert such Arrangements or services are actually completed and the new rate applicable to such services as specified in BellSouth's tariffs or in a separate contract once the orders are actually completed. If BW Consulting has failed to identify at least 98% of the Arrangements that are no longer offered pursuant to, or are not in compliance with, the terms set forth in this Agreement prior to the thirty-first (31st) calendar day after the last signature date of this Agreement, then BW Consulting shall reimburse BellSouth for labor incurred in identifying such Network Elements or combinations of Network Elements pursuant to the rates set forth in the Access Tariff.
- 1.8.2 Where no re-termination or physical rearrangement of the Arrangement is required, BW Consulting will be charged a non-recurring switch-as-is-charge established for the individual Network Elements(s) as set forth in Exhibit A. For arrangements that require a re-termination or other physical rearrangement of the Arrangement to comply with the terms of this Agreement, full non-recurring charges for the applicable Network Element from Exhibit A of this Attachment will apply. To the extent an Arrangement requires re-termination or other physical rearrangement in order to comply with a tariff or separate agreement, the applicable rates, terms and conditions of such tariff or separate agreement shall apply. BW Consulting shall be responsible for all applicable disconnection charges pursuant to this Agreement for Arrangements that are disconnected or rearranged pursuant to these Sections 1.8 – 1.8.1.
- 1.8.3 BW Consulting may utilize Network Elements and Other Services to provide services as long as such services are consistent with industry standards and applicable BellSouth Technical References.
- 1.8.4 Except to the extent expressly provided otherwise in this Attachment, if a Network Element is not readily available but can be made available through routine network modifications, as defined by the FCC, BW Consulting may request BellSouth to perform such routine network modifications. Each request will be handled as a project on an individual case basis. BellSouth will provide a price quote for the

request, and upon receipt of payment by BW Consulting, BellSouth shall perform the routine network modifications.

- 1.8.5 Notwithstanding any other provision of this Agreement, BellSouth will not commingle or combine Network Elements or combinations of Network Elements with any service, network element or other offering that it is obligated to make available only pursuant to Section 271 of the Act.

1.9 Commingling of Services

- 1.9.2 Commingling means the connecting, attaching, or otherwise linking of a Network Element, or a Network Element combination, to one or more telecommunications services or facilities that BW Consulting has obtained at wholesale from BellSouth, or the combining of a Network Element or Network Element combination with one or more such wholesale telecommunications services or facilities.

- 1.9.3 Subject to the limitations set forth elsewhere in this Attachment, BellSouth shall not deny access to a Network Element or a combination of Network Elements on the grounds that one or more of the elements: 1) is connected to, attached to, linked to, or combined with such a facility or service obtained from BellSouth; or 2) shares part of BellSouth's network with access services or inputs for non-qualifying services.

- 1.9.4 BellSouth will not "ratchet" a commingled circuit. Unless otherwise agreed to by the Parties, the Network Element portion of such circuit will be billed at the rates set forth in this Agreement and the remainder of the circuit or service will be billed in accordance with BellSouth's tariffed rates.

- 1.9.5 When multiplexing equipment is attached to a commingled circuit, the multiplexing equipment and Central Office Channel Interfaces will be billed from the same jurisdictional authorization (agreement or tariff) as the higher grade of service.

- 1.10 If BW Consulting reports a trouble on a Network Element or Other Service and no trouble actually exists on the BellSouth portion, BellSouth will charge BW Consulting for any dispatching and testing (both inside and outside the Central Office (CO)) required by BellSouth in order to confirm the working status.

1.11 Rates

- 1.11.2 The prices that BW Consulting shall pay to BellSouth for Network Elements and Other Services are set forth in Exhibit A to this Attachment. If BW Consulting purchases a service(s) from a tariff, all terms and conditions and rates as set forth in such tariff shall apply.

- 1.11.3 Rates, terms and conditions for order cancellation charges and Service Date Advancement Charges will apply in accordance with Attachment 6 and are incorporated herein by this reference.
 - 1.11.4 If BW Consulting modifies an order (Order Modification Charge (OMC)) after being sent a Firm Order Confirmation (FOC) from BellSouth, any costs incurred by BellSouth to accommodate the modification will be paid by BW Consulting in accordance with FCC No. 1 Tariff, Section 5.
 - 1.11.5 A one-month minimum billing period shall apply to all Network Elements and Other Services.
- 2 Unbundled Loops**
- 2.1 General
 - 2.1.1 The local loop Network Element (Loop) is defined as a transmission facility between a distribution frame (or its equivalent) in BellSouth's central office and the Loop demarcation point at an End User's customer premises, including inside wire owned by BellSouth. Facilities that do not terminate at a demarcation point at an End User customer premises, including, by way of example, but not limited to, facilities that terminate to another carrier's switch or premises, a cell site, Mobile Switching Center or base station, do not constitute Loops. The Loop Network Element includes all features, functions, and capabilities of the transmission facilities, including the network interface device, and attached electronics (except those used for the provision of advanced services, such as Digital Subscriber Line Access Multiplexers), optronics and intermediate devices (including repeaters and load coils) used to establish the transmission path to the End User's customer premises. BW Consulting shall purchase the entire bandwidth of the Loop and, except as required herein or as otherwise agreed to by the Parties, BellSouth shall not subdivide the frequency of the Loop.
 - 2.1.1.1 The Loop does not include any packet switched features, functions or capabilities.
 - 2.1.1.2 In new build (Greenfield) areas, where BellSouth has only deployed Fiber To The Home (FTTH) facilities, BellSouth is under no obligation to provide Loops.
 - 2.1.1.3 In FTTH overbuild situations where BellSouth also has copper Loops, BellSouth will make those copper Loops available to BW Consulting on an unbundled basis, until such time as BellSouth chooses to retire those copper Loops using the FCC's network disclosure requirements. In these cases, BellSouth will offer a 64kbps second voice grade channel over its FTTH facilities.
 - 2.1.1.4 Furthermore, in FTTH overbuild areas, BellSouth is not obligated to ensure that copper Loops in that area are capable of transmitting signals prior to receiving a request for access to such Loops by BW Consulting. If a request is received by

BellSouth for a copper Loop, BellSouth will restore the copper Loop to serviceable condition if technically feasible. In these instances of Loop orders in an FTTH overbuild area, BellSouth's standard Loop provisioning interval will not apply, and the order will be handled on a project basis by which the Parties will negotiate the applicable provisioning interval.

- 2.1.1.5 For hybrid loops, where BW Consulting seeks access to a hybrid loop for the provision of broadband services, BellSouth shall provide BW Consulting with nondiscriminatory access to the time division multiplexing features, functions and capabilities of that hybrid loop, including DS1 or DS3, on an unbundled basis to establish a complete transmission path between BellSouth's central office and an End User's customer premises.
- 2.1.1.6 BW Consulting may not purchase Loops or convert Special Access circuits to Loops if such Loops will be used to provide wireless telecommunications services.
- 2.1.2 The provisioning of a Loop to BW Consulting's collocation space will require cross office cabling and cross connections within the central office to connect the Loop to a local switch or to other transmission equipment. These cross connects are separate components that are not considered a part of the Loop, and thus, have a separate charge.
- 2.1.3 Where facilities are available, BellSouth will install Loops in compliance with BellSouth's Products and Services Interval Guide available at the website at <http://www.interconnection.bellsouth.com>. For orders of fifteen (15) or more Loops, the installation and any applicable Order Coordination as described below will be handled on a project basis, and the intervals will be set by the BellSouth project manager for that order. When Loops require a Service Inquiry (SI) prior to issuing the order to determine if facilities are available, the interval for the SI process is separate from the installation interval.
- 2.1.4 The Loop shall be provided to BW Consulting in accordance with BellSouth's TR73600 Unbundled Local Loop Technical Specification and applicable industry standard technical references.
- 2.1.5 BellSouth will only provision, maintain and repair the Loops to the standards that are consistent with the type of Loop ordered.
- 2.1.5.1 When a BellSouth technician is required to be dispatched to provision the Loop, BellSouth will tag the Loop with the Circuit ID number and the name of the ordering CLEC. When a dispatch is not required to provision the Loop, BellSouth will tag the Loop on the next required visit to the End User's location. If BW Consulting wants to ensure the Loop is tagged during the provisioning process for Loops that may not require a dispatch (e.g. UVL-SL1, UVL-SL2, and UCL-ND), BW Consulting may order Loop Tagging. Rates for Loop Tagging are as set forth in Exhibit A of this Attachment.

2.1.5.2 In the event BellSouth must dispatch to the end-user's location more than once due to incorrect or incomplete information provided by BW Consulting (e.g., incomplete address, incorrect contact name/number, etc.), BellSouth will bill BW Consulting for each additional dispatch required to provision the circuit due to the incorrect/incomplete information provided. BellSouth will assess the applicable Trouble Determination rates from BellSouth's FCC or state tariffs.

2.1.6 **Loop Testing/Trouble Reporting**

2.1.6.1 BW Consulting will be responsible for testing and isolating troubles on the Loops. BW Consulting must test and isolate trouble to the BellSouth portion of a designed/non-designed unbundled Loop (e.g., UVL-SL2, UCL-D, UVL-SL1, UCL-ND, etc.) before reporting repair to the UNE Customer Wholesale Interconnection Network Services (CWINS) Center. Upon request from BellSouth at the time of the trouble report, BW Consulting will be required to provide the results of the BW Consulting test which indicate a problem on the BellSouth provided Loop.

2.1.6.2 Once BW Consulting has isolated a trouble to the BellSouth provided Loop, and had issued a trouble report to BellSouth on the Loop, BellSouth will take the actions necessary to repair the Loop if a trouble actually exists. BellSouth will repair these Loops in the same time frames that BellSouth repairs similarly situated Loops to its End Users.

2.1.6.3 If BW Consulting reports a trouble on a non-designed or designed Loop and no trouble actually exists, BellSouth will charge BW Consulting for any dispatching and testing (both inside and outside the CO) required by BellSouth in order to confirm the Loop's working status.

2.1.6.4 In the event BellSouth must dispatch to the end-user's location more than once due to incorrect or incomplete information provided by BW Consulting (e.g., incomplete address, incorrect contact name/number, etc.), BellSouth will bill BW Consulting for each additional dispatch required to repair the circuit due to the incorrect/incomplete information provided. BellSouth will assess the applicable Trouble Determination rates from BellSouth's FCC or state tariffs.

2.1.7 **Order Coordination and Order Coordination-Time Specific**

2.1.7.1 "Order Coordination" (OC) allows BellSouth and BW Consulting to coordinate the installation of the SL2 Loops, Unbundled Digital Loops (UDL) and other Loops where OC may be purchased as an option, to BW Consulting's facilities to limit End User service outage. OC is available when the Loop is provisioned over an existing circuit that is currently providing service to the End User. OC for physical conversions will be scheduled at BellSouth's discretion during normal working hours on the committed due date. OC shall be provided in accordance with the chart set forth below.

- 2.1.7.2 “Order Coordination – Time Specific” (OC-TS) allows BW Consulting to order a specific time for OC to take place. BellSouth will make every effort to accommodate BW Consulting’s specific conversion time request. However, BellSouth reserves the right to negotiate with BW Consulting a conversion time based on load and appointment control when necessary. This OC-TS is a chargeable option for all Loops except Unbundled Copper Loops (UCL) and is billed in addition to the OC charge. BW Consulting may specify a time between 9:00 a.m. and 4:00 p.m. (location time) Monday through Friday (excluding holidays). If BW Consulting specifies a time outside this window, or selects a time or quantity of Loops that requires BellSouth technicians to work outside normal work hours, overtime charges will apply in addition to the OC and OC-TS charges. Overtime charges will be applied based on the amount of overtime worked and in accordance with the rates established in the Access Services Tariff, Section E13.2, for each state. The OC-TS charges for an order due on the same day at the same location will be applied on a per Local Service Request (LSR) basis.
- 2.1.8 **CLEC to CLEC Conversions for Unbundled Loops**
- 2.1.8.1 The CLEC to CLEC conversion process for unbundled Loops may be used by BW Consulting when converting an existing unbundled Loop from another CLEC for the same End User. The Loop type being converted must be included in BW Consulting’s Interconnection Agreement before requesting a conversion.
- 2.1.8.2 To utilize the CLEC to CLEC conversion process, the Loop being converted must be the same Loop type with no requested changes to the Loop, must serve the same End User location from the same serving wire center, and must not require an outside dispatch to provision.
- 2.1.8.3 The Loops converted to BW Consulting pursuant to the CLEC to CLEC conversion process shall be provisioned in the same manner and with the same functionality and options as described in this Attachment for the specific Loop type.

2.1.8.4

| | Order Coordination (OC) | Order Coordination – Time Special (OC-TS) | Test Points | DLR | Charge for Dispatch and Testing if No Trouble Found |
|--|---|---|------------------------------|---|--|
| SL-1 (Non-Designed) | Chargeable Option | Chargeable Option | Not available | Chargeable Option – ordered as Engineering Information Document | Charged for Dispatch inside and outside Central Office |
| UCL-ND (Non-Designed) | Chargeable Option | Not Available | Not Available | Chargeable Option – ordered as Engineering Information Document | Charged for Dispatch inside and outside Central Office |
| Unbundled Voice Loops - SL-2 (including 2- and 4-wire UVL) (Designed) | Included | Chargeable Option | Included | Included | Charged for Dispatch outside Central Office |
| Unbundled Digital Loop (Designed) | Included | Chargeable Option (except on Universal Digital Channel) | Included (where appropriate) | Included | Charged for Dispatch outside Central Office |
| Unbundled Copper Loop (Designed) | Chargeable in accordance with Section 2 | Not available | Included | Included | Charged for Dispatch outside Central Office |
| For UVL-SL1 and UCLs, BW Consulting must order and will be billed for both OC and OC-TS if requesting OC-TS. | | | | | |

2.1.9 **Bulk Migration**

- 2.1.9.1 If BW Consulting requests to migrate twenty-five (25) or more UNE-Port/Loop Combination (UNE-P) customers to UNE-Loop (UNE-L) in the same Central Office on the same due date, BW Consulting must use the Bulk Migration process, which is described in the BellSouth CLEC Information Package, “UNE-Port/Loop Combination (UNE-P) to UNE-Loop (UNE-L) Bulk Migration.” This CLEC Information package, incorporated herein by reference as it may be amended from time to time, is located at

www.interconnection.bellsouth.com/guides/html/unes.html. The rates for the Bulk Migration process shall be the nonrecurring rates associated with the Loop type being requested on the Bulk Migration, as set forth in Exhibit A of this Attachment. Additionally, OSS charges will also apply per LSR generated per customer account as provided for in the Bulk Migration Request. The migration of loops from Integrated Digital Loop Carrier (IDLC) will be done pursuant to Section 2.6 of this Attachment.

2.1.10 **Ordering Guidelines and Processes**

- 2.1.10.1 For information regarding Ordering Guidelines and Processes for various UNEs, BW Consulting should refer to the “Guides” section of the BellSouth Interconnection website, which is incorporated herein by reference, as amended from time to time. The website address is:
<http://www.interconnection.bellsouth.com>
- 2.1.10.2 Additional information may also be found in the individual CLEC Information Packages, as amended from time to time and which are incorporated herein by reference, located at the “CLEC UNE Products” website at the following address:
<http://www.interconnection.bellsouth.com/guides/html/unes.html>

2.2 **Unbundled Voice Loops (UVLs)**

- 2.2.1 BellSouth shall make available the following UVLs:
- 2.2.1.1 2-wire Analog Voice Grade Loop – SL1 (Non-Designed)
- 2.2.1.2 2-wire Analog Voice Grade Loop – SL2 (Designed)
- 2.2.1.3 4-wire Analog Voice Grade Loop (Designed)
- 2.2.2 Unbundled Voice Loops (UVL) may be provisioned using any type of facility that will support voice grade services. This may include loaded copper, non-loaded copper, digital loop carrier systems, fiber/copper combination (hybrid loop) or a combination of any of these facilities. BellSouth, in the normal course of maintaining, repairing, and configuring its network, may also change the facilities that are used to provide any given voice grade circuit. This change may occur at any time. In these situations, BellSouth will only ensure that the newly provided facility will support voice grade services. BellSouth will not guarantee that BW Consulting will be able to continue to provide any advanced services over the new facility. BellSouth will offer UVL in two different service levels - Service Level One (SL1) and Service Level Two (SL2).
- 2.2.3 Unbundled Voice Loop - SL1 (UVL-SL1) Loops are 2-wire Loop start circuits, will be non-designed, and will not have remote access test points. OC will be offered as a chargeable option on SL1 Loops when reuse of existing facilities has

been requested by BW Consulting. BW Consulting may also order OC-TS when a specified conversion time is requested. OC-TS is a chargeable option for any coordinated order and is billed in addition to the OC charge. An Engineering Information (EI) document can be ordered as a chargeable option. The EI document provides Loop Make-Up information which is similar to the information normally provided in a Design Layout Record (DLR). Upon issuance of a non-coordinated order in the service order system, SL1 Loops will be activated on the due date in the same manner and time frames that BellSouth normally activates POTS-type Loops for its End Users.

2.2.4 For an additional charge BellSouth will make available Loop Testing so that BW Consulting may request further testing on new UVL-SL1 Loops. Rates for Loop Testing are as set forth in Exhibit A of this Attachment.

2.2.5 Unbundled Voice Loop – SL2 (UVL-SL2) Loops may be 2-wire or 4-wire circuits, shall have remote access test points, and will be designed with a DLR provided to BW Consulting. SL2 circuits can be provisioned with loop start, ground start or reverse battery signaling. OC is provided as a standard feature on SL2 Loops. The OC feature will allow BW Consulting to coordinate the installation of the Loop with the disconnect of an existing customer's service and/or number portability service. In these cases, BellSouth will perform the order conversion with standard order coordination at its discretion during normal work hours.

2.3 **Unbundled Digital Loops**

2.3.1 BellSouth will offer Unbundled Digital Loops (UDL). UDLs are service specific, will be designed, will be provisioned with test points (where appropriate), and will come standard with OC and a DLR. The various UDLs are intended to support a specific digital transmission scheme or service.

2.3.2 BellSouth shall make available the following UDLs, subject to restrictions set forth herein:

2.3.2.1 2-wire Unbundled ISDN Digital Loop

2.3.2.2 2-wire Unbundled ADSL Compatible Loop

2.3.2.3 2-wire Unbundled HDSL Compatible Loop

2.3.2.4 4-wire Unbundled HDSL Compatible Loop

2.3.2.5 4-wire Unbundled DS1 Digital Loop

2.3.2.6 4-wire Unbundled Digital Loop/DS0 – 64 kbps, 56 kbps and below

2.3.2.7 DS3 Loop

- 2.3.2.8 STS-1 Loop
- 2.3.3 2-Wire Unbundled ISDN Digital Loops will be provisioned according to industry standards for 2-Wire Basic Rate ISDN services and will come standard with a test point, OC, and a DLR. BW Consulting will be responsible for providing BellSouth with a Service Profile Identifier (SPID) associated with a particular ISDN-capable Loop and End User. With the SPID, BellSouth will be able to adequately test the circuit and ensure that it properly supports ISDN service.
- 2.3.3.1 Upon the Effective Date of this Agreement, Universal Digital Channel (UDC) elements will no longer be offered by BellSouth and no new orders for UDC will be accepted. Any existing UDCs that were provisioned prior to the Effective Date of this Agreement will be grandfathered at the rates set forth in the Parties' interconnection agreement that was in effect immediately prior to the Effective Date of this Agreement. Existing UDCs that were provisioned prior to the Effective Date of this Agreement may remain connected, maintained and repaired according to BellSouth's TR73600 until such time as they are disconnected by BW Consulting or BellSouth provides ninety (90) calendar days notice that such UDC must be terminated. BW Consulting may order an ISDN loop, if available, to provide the same functionality as the previously offered UDC product.
- 2.3.4 2-Wire ADSL-Compatible Loop. This is a designed Loop that is provisioned according to Revised Resistance Design (RRD) criteria and may be up to 18,000 feet long and may have up to 6,000 feet of bridged tap (inclusive of Loop length). The Loop is a 2-wire circuit and will come standard with a test point, OC, and a DLR.
- 2.3.5 2-Wire or 4-Wire HDSL-Compatible Loop. This is a designed Loop that meets Carrier Serving Area (CSA) specifications, may be up to 12,000 feet long and may have up to 2,500 feet of bridged tap (inclusive of Loop length). It may be a 2-wire or 4-wire circuit and will come standard with a test point, OC, and a DLR.
- 2.3.6 4-Wire Unbundled DS1 Digital Loop. This is a designed 4-wire Loop that is provisioned according to industry standards for DS1 or Primary Rate ISDN services and will come standard with a test point, OC, and a DLR. A DS1 Loop may be provisioned over a variety of loop transmission technologies including copper, HDSL-based technology or fiber optic transport systems. It will include a 4-Wire DS1 Network Interface at the End User's location.
- 2.3.7 4-Wire Unbundled Digital/DS0 Loop. These are designed 4-wire Loops that may be configured as 64kbps, 56kbps, 19kbps, and other sub-rate speeds associated with digital data services and will come standard with a test point, OC, and a DLR.
- 2.3.8 DS3 Loop. DS3 Loop is a two-point digital transmission path which provides for simultaneous two-way transmission of serial, bipolar, return-to-zero isochronous digital electrical signals at a transmission rate of 44.736 megabits per second

(Mbps) that is dedicated to the use of the ordering CLEC in its provisioning of local exchange and associated exchange access services. It may provide transport for twenty-eight (28) DS1 channels, each of which provides the digital equivalent of twenty-four (24) analog voice grade channels. The interface to unbundled dedicated DS3 transport is a metallic-based electrical interface.

- 2.3.9 STS-1 Loop. STS-1 Loop is a high-capacity digital transmission path with SONET VT1.5 mapping that is dedicated for the use of the ordering customer for the purpose of provisioning local exchange and associated exchange access services. It is a two-point digital transmission path which provides for simultaneous two-way transmission of serial bipolar return-to-zero synchronous digital electrical signals at a transmission rate of 51.84 megabits per second (Mbps). It may provide transport for twenty-eight (28) DS1 channels, each of which provides the digital equivalent of twenty-four (24) analog voice grade channels. The interface to unbundled dedicated STS-1 transport is a metallic-based electrical interface.
- 2.3.10 Both DS3 Loop and STS-1 Loop require a Service Inquiry (SI) in order to ascertain availability.
- 2.3.11 If DS3/STS-1 Loops are not readily available but can be made available through routine network modifications, as defined by the FCC, BW Consulting may request BellSouth to perform such routine network modifications. The request may not be used to place fiber. Each request will be handled as a project on an individual case basis. BellSouth will provide a price quote for the request, and upon receipt of payment by BW Consulting, BellSouth shall perform the routine network modifications.
- 2.3.12 DS3 services come with a test point and a DLR. Mileage is airline miles, rounded up and a minimum of one mile applies. BellSouth TR 73501 LightGate[®] Service Interface and Performance Specifications, Issue D, June 1995 applies to DS3 services.
- 2.3.13 BW Consulting may access a total capacity of two (2) DS3s per End User location at the Network Element rates set forth in Exhibit A.

2.4 **Unbundled Copper Loops (UCL)**

- 2.4.1 BellSouth shall make available Unbundled Copper Loops (UCLs). The UCL is a copper twisted pair Loop that is unencumbered by any intervening equipment (e.g., filters, load coils, range extenders, digital loop carrier, or repeaters) and is not intended to support any particular telecommunications service. The UCL will be offered in two types – Designed and Non-Designed.

2.4.2 **Unbundled Copper Loop – Designed (UCL-D)**

- 2.4.2.1 The UCL-D will be provisioned as a dry copper twisted pair (2- or 4-wire) Loop that is unencumbered by any intervening equipment (e.g., filters, load coils, range extenders, digital loop carrier, or repeaters).
- 2.4.2.2 A UCL-D will be 18,000 feet or less in length and is provisioned according to Resistance Design parameters, may have up to 6,000 feet of bridged tap and will have up to 1300 Ohms of resistance.
- 2.4.2.3 The UCL-D is a designed circuit, is provisioned with a test point, and comes standard with a DLR. OC is a chargeable option for a UCL-D; however, OC is always required on UCLs where a reuse of existing facilities has been requested by BW Consulting.
- 2.4.2.4 These Loops are not intended to support any particular services and may be utilized by BW Consulting to provide a wide-range of telecommunications services as long as those services do not adversely affect BellSouth's network. This facility will include a Network Interface Device (NID) at the customer's location for the purpose of connecting the Loop to the customer's inside wire.
- 2.4.2.5 Upon the Effective Date of this Agreement, Unbundled Copper Loop – Long (UCL-L) elements will no longer be offered by BellSouth and no new orders for UCL-L will be accepted. Any existing UCL-Ls that were provisioned prior to the Effective Date of this Agreement will be grandfathered at the rates set forth in the Parties' interconnection agreement that was in effect immediately prior to the Effective Date of this Agreement. Existing UCL-Ls that were provisioned prior to the Effective Date of this Agreement may remain connected, maintained and repaired according to BellSouth's TR73600 and may remain connected until such time as they are disconnected by BW Consulting or BellSouth provides ninety (90) calendar days notice that such UCL-L must be terminated.
- 2.4.3 **Unbundled Copper Loop – Non-Designed (UCL-ND)**
- 2.4.3.1 The UCL-ND is provisioned as a dedicated 2-wire metallic transmission facility from BellSouth's Main Distribution Frame (MDF) to a customer's premises (including the NID). The UCL-ND will be a "dry copper" facility in that it will not have any intervening equipment such as load coils, repeaters, or digital access main lines (DAMLs), and may have up to 6,000 feet of bridged tap between the End User's premises and the serving wire center. The UCL-ND typically will be 1300 Ohms resistance and in most cases will not exceed 18,000 feet in length, although the UCL-ND will not have a specific length limitation. For Loops less than 18,000 feet and with less than 1300 Ohms resistance, the Loop will provide a voice grade transmission channel suitable for Loop start signaling and the transport of analog voice grade signals. The UCL-ND will not be designed and will not be provisioned with either a DLR or a test point.

- 2.4.3.2 The UCL-ND facilities may be mechanically assigned using BellSouth's assignment systems. Therefore, the Loop Makeup (LMU) process is not required to order and provision the UCL-ND. However, BW Consulting can request LMU for which additional charges would apply.
- 2.4.3.3 For an additional charge, BellSouth also will make available Loop Testing so that BW Consulting may request further testing on the UCL-ND. Rates for Loop Testing are as set forth in Exhibit A of this Attachment.
- 2.4.3.4 UCL-ND Loops are not intended to support any particular service and may be utilized by BW Consulting to provide a wide-range of telecommunications services as long as those services do not adversely affect BellSouth's network. The UCL-ND will include a NID at the customer's location for the purpose of connecting the Loop to the customer's inside wire.
- 2.4.3.5 OC will be provided as a chargeable option and may be utilized when the UCL-ND provisioning is associated with the reuse of BellSouth facilities. OC-TS does not apply to this product.
- 2.4.3.6 BW Consulting may use BellSouth's Unbundled Loop Modification (ULM) offering to remove excessive bridged taps and/or load coils from any copper Loop within the BellSouth network. Therefore, some Loops that would not qualify as UCL-ND could be transformed into Loops that do qualify, using the ULM process.

2.5 **Unbundled Loop Modifications (Line Conditioning)**

- 2.5.1 Line Conditioning is defined as routine network modification that BellSouth regularly undertakes to provide xDSL services to its own customers. This may include the removal of any device, from a copper Loop or copper Sub-loop that may diminish the capability of the Loop or Sub-loop to deliver high-speed switched wireline telecommunications capability, including xDSL service. Such devices include, but are not limited to, load coils, excessive bridged taps, low pass filters, and range extenders. Excessive bridged taps are bridged taps that serves no network design purpose and that are beyond the limits set according to industry standards and/or the BellSouth TR 73600.
- 2.5.2 BellSouth will remove load coils only on copper loops and sub-loops that are less than 18,000 feet in length.
- 2.5.3 For any copper loop being ordered by BW Consulting which has over 6,000 feet of combined bridged tap will be modified, upon request from BW Consulting, so that the loop will have a maximum of 6,000 feet of bridged tap. This modification will be performed at no additional charge to BW Consulting. Loop conditioning orders that require the removal of bridged tap that serves no network design purpose on a

copper loop that will result in a combined total of bridged tap between 2,500 and 6,000 feet will be performed at the rates set forth in Exhibit A of this Attachment

- 2.5.4 BW Consulting may request removal of any unnecessary and non-excessive bridged tap (bridged tap between 0 and 2,500 feet which serves no network design purpose), at rates pursuant to BellSouth's Special Construction Process as mutually agreed to by the Parties.
- 2.5.5 Rates for ULM are as set forth in Exhibit A of this Attachment.
- 2.5.6 BellSouth will not modify a Loop in such a way that it no longer meets the technical parameters of the original Loop type (e.g., voice grade, ADSL, etc.) being ordered.
- 2.5.7 If BW Consulting requests ULM on a reserved facility for a new loop order, BellSouth may perform a pair change and provision a different loop facility in lieu of the reserved facility with ULM if feasible. The loop provisioned will meet or exceed specifications of the requested loop facility as modified. BW Consulting will not be charged for ULM if a different loop is provisioned. For loops that require a DLR or its equivalent, BellSouth will provide LMU detail of the loop provisioned.
- 2.5.8 BW Consulting shall request Loop make up information pursuant to this Attachment prior to submitting a service inquiry and/or a LSR for the Loop type that BW Consulting desires BellSouth to condition.
- 2.5.9 When requesting ULM for a Loop that BellSouth has previously provisioned for BW Consulting, BW Consulting will submit a service inquiry to BellSouth. If a spare Loop facility that meets the loop modification specifications requested by BW Consulting is available at the location for which the ULM was requested, BW Consulting will have the option to change the Loop facility to the qualifying spare facility rather than to provide ULM. In the event that BellSouth changes the Loop facility in lieu of providing ULM, BW Consulting will not be charged for ULM but will only be charged the service order charges for submitting an order.

2.6 **Loop Provisioning Involving Integrated Digital Loop Carriers**

- 2.6.1 Where BW Consulting has requested an Unbundled Loop and BellSouth uses IDLC systems to provide the local service to the End User and BellSouth has a suitable alternate facility available, BellSouth will make such alternative facilities available to BW Consulting. If a suitable alternative facility is not available, then to the extent it is technically feasible, BellSouth will implement one of the following alternative arrangements for BW Consulting (e.g. hairpinning):
1. Roll the circuit(s) from the IDLC to any spare copper that exists to the customer premises.
 2. Roll the circuit(s) from the IDLC to an existing DLC that is not integrated.

3. If capacity exists, provide "side-door" porting through the switch.
4. If capacity exists, provide "Digital Access Cross Connect System (DACS)-door" porting (if the IDLC routes through a DACS prior to integration into the switch).

2.6.2 Arrangements 3 and 4 above require the use of a designed circuit. Therefore, non-designed Loops such as the SL1 voice grade and UCL-ND may not be ordered in these cases.

2.6.3 If no alternate facility is available, and upon request from BW Consulting, and if agreed to by both Parties, BellSouth may utilize its Special Construction (SC) process to determine the additional costs required to provision facilities. BW Consulting will then have the option of paying the one-time SC rates to place the Loop.

2.7 **Network Interface Device**

2.7.1 The NID is defined as any means of interconnection of the End User's customer premises wiring to BellSouth's distribution plant, such as a cross connect device used for that purpose. The NID is a single-line termination device or that portion of a multiple line termination device required to terminate a single line or circuit at the premises. The NID features two independent chambers or divisions that separate the service provider's network from the End User's customer premises wiring. Each chamber or division contains the appropriate connection points or posts to which the service provider and the End User each make their connections. The NID provides a protective ground connection and is capable of terminating cables such as twisted pair cable.

2.7.2 BellSouth shall permit BW Consulting to connect BW Consulting's Loop facilities to the End User's customer premises wiring through the BellSouth NID or at any other technically feasible point.

2.7.3 **Access to NID**

2.7.3.1 BW Consulting may access the End User's customer premises wiring by any of the following means and BW Consulting shall not disturb the existing form of electrical protection and shall maintain the physical integrity of the NID:

2.7.3.1.1 BellSouth shall allow BW Consulting to connect its Loops directly to BellSouth's multi-line residential NID enclosures that have additional space and are not used by BellSouth or any other telecommunications carriers to provide service to the premises.

2.7.3.1.2 Where an adequate length of the End User's customer premises wiring is present and environmental conditions permit, either Party may remove the customer premises wiring from the other Party's NID and connect such wiring to that Party's own NID;

- 2.7.3.1.3 Either Party may enter the subscriber access chamber or dual chamber NID enclosures for the purpose of extending a connect divisioned or spliced jumper wire from the customer premises wiring through a suitable “punch-out” hole of such NID enclosures; or
- 2.7.3.1.4 BW Consulting may request BellSouth to make other rearrangements to the End User customer premises wiring terminations or terminal enclosure on a time and materials cost basis.
- 2.7.3.2 In no case shall either Party remove or disconnect the other Party’s Loop facilities from either Party’s NIDs, enclosures, or protectors unless the applicable Commission has expressly permitted the same and the disconnecting Party provides prior notice to the other Party. In such cases, it shall be the responsibility of the Party disconnecting Loop facilities to leave undisturbed the existing form of electrical protection and to maintain the physical integrity of the NID. It will be BW Consulting’s responsibility to ensure there is no safety hazard, and BW Consulting will hold BellSouth harmless for any liability associated with the removal of the BellSouth Loop from the BellSouth NID. Furthermore, it shall be the responsibility of the disconnecting Party, once the other Party’s Loop has been disconnected from the NID, to reconnect the disconnected Loop to a nationally recognized testing laboratory listed station protector, which has been grounded as per Article 800 of the National Electrical Code. If no spare station protector exists in the NID, the disconnected Loop must be appropriately cleared, capped and stored.
- 2.7.3.3 BW Consulting shall not remove or disconnect ground wires from BellSouth’s NIDs, enclosures, or protectors.
- 2.7.3.4 BW Consulting shall not remove or disconnect NID modules, protectors, or terminals from BellSouth’s NID enclosures.
- 2.7.3.5 Due to the wide variety of NID enclosures and outside plant environments, BellSouth will work with BW Consulting to develop specific procedures to establish the most effective means of implementing this section if the procedures set forth herein do not apply to the NID in question.
- 2.7.4 Technical Requirements
- 2.7.4.1 The NID shall provide an accessible point of interconnection and shall maintain a connection to ground.
- 2.7.4.2 If an existing NID is accessed, it shall be capable of transferring electrical analog or digital signals between the End User’s customer premises and the distribution media and/or cross connect to BW Consulting’s NID.

- 2.7.4.3 Existing BellSouth NIDs will be provided in “as is” condition. BW Consulting may request BellSouth to do additional work to the NID on a time and material basis. When BW Consulting deploys its own local Loops in a multiple-line termination device, BW Consulting shall specify the quantity of NID connections that it requires within such device.

2.8 **Sub-loop Elements**

- 2.8.1 Where facilities permit, BellSouth shall offer access to its Unbundled Sub-Loop (USL) elements as specified herein.

2.8.2 **Unbundled Sub-Loop Distribution**

- 2.8.2.1 The Unbundled Sub-Loop Distribution facility is a dedicated transmission facility that BellSouth provides from an End User’s point of demarcation to a BellSouth cross-connect device. The BellSouth cross-connect device may be located within a remote terminal (RT) or a stand-alone cross-box in the field or in the equipment room of a building. The unbundled sub-loop distribution media is a copper twisted pair that can be provisioned as a 2-Wire or 4-Wire facility. BellSouth will make available the following sub-loop distribution offerings where facilities exist:

Unbundled Sub-Loop Distribution – Voice Grade

Unbundled Copper Sub-Loop

Unbundled Sub-Loop Distribution – Intrabuilding Network Cable (aka riser cable)

- 2.8.2.2 Unbundled Sub-Loop Distribution – Voice Grade (USLD-VG) is a copper sub-loop facility from the cross-box in the field up to and including the point of demarcation at the End User’s premises and may have load coils.
- 2.8.2.3 Unbundled Copper Sub-Loop (UCSL) is a copper facility of any length provided from the cross-box in the field up to and including the End User’s point of demarcation. If available, this facility will not have any intervening equipment such as load coils between the End User and the cross-box.
- 2.8.2.3.1 If BW Consulting requests a UCSL and it is not available, BW Consulting may request the copper Sub-Loop facility be modified pursuant to the ULM process to remove load coils and/or excessive bridged taps. If load coils and/or excessive bridged taps are removed, the facility will be classified as a UCSL.
- 2.8.2.4 Unbundled Sub-Loop Distribution – Intrabuilding Network Cable (USLD-INC) is the distribution facility owned or controlled by BellSouth inside a building or between buildings on the same property that is not separated by a public street or road. USLD-INC includes the facility from the cross connect device in the building equipment room up to and including the point of demarcation at the End User’s premises.

- 2.8.2.4.1 Upon request for USLD-INC from BW Consulting, BellSouth will install a cross connect panel in the building equipment room for the purpose of accessing USLD-INC pairs from a building equipment room. The cross-connect panel will function as a single point of interconnection (SPOI) for USLD-INC and will be accessible by multiple carriers as space permits. BellSouth will place cross-connect blocks in 25-pair increments for BW Consulting's use on this cross-connect panel. BW Consulting will be responsible for connecting its facilities to the 25-pair cross-connect block(s).
- 2.8.2.5 For access to Voice Grade USLD and UCSL, BW Consulting shall install a cable to the BellSouth cross-box pursuant to the terms and conditions for physical collocation for remote sites set forth in this Agreement. This cable would be connected by a BellSouth technician within the BellSouth cross-box during the set-up process. BW Consulting's cable pairs can then be connected to BellSouth's USL within the BellSouth cross-box by the BellSouth technician.
- 2.8.2.6 Through the SI process, BellSouth will determine whether access to Unbundled Sub-Loops at the location requested by BW Consulting is technically feasible and whether sufficient capacity exists in the cross-box. If existing capacity is sufficient to meet BW Consulting's request, then BellSouth will perform the site set-up as described in the CLEC Information Package, located at the website address: <http://www.interconnection.bellsouth.com/products/html/unles.html>.
- 2.8.2.7 The site set-up must be completed before BW Consulting can order sub-loop pairs. For the site set-up in a BellSouth cross-connect box in the field, BellSouth will perform the necessary work to splice BW Consulting's cable into the cross-connect box. For the site set-up inside a building equipment room, BellSouth will perform the necessary work to install the cross-connect panel and the connecting block(s) that will be used to provide access to the requested USLs.
- 2.8.2.8 Once the site set-up is complete, BW Consulting will request sub-loop pairs through submission of a LSR form to the Local Carrier Service Center (LCSC). OC is required with USL pair provisioning when BW Consulting requests reuse of an existing facility, and the Order Coordination charge shall be billed in addition to the USL pair rate. For expedite requests by BW Consulting for sub-loop pairs, expedite charges will apply for intervals less than five (5) calendar days.
- 2.8.2.9 Unbundled Sub-Loops will be provided in accordance with technical reference TR73600.
- 2.8.3 **Unbundled Network Terminating Wire (UNTW)**
- 2.8.3.1 UNTW is unshielded twisted copper wiring that is used to extend circuits from an intra-building network cable terminal or from a building entrance terminal to an individual End User's point of demarcation. It is the final portion of the Loop that

in multi-subscriber configurations represents the point at which the network branches out to serve individual subscribers.

2.8.3.2 This element will be provided in Multi-Dwelling Units (MDUs) and/or Multi-Tenants Units (MTUs) where either Party owns wiring all the way to the End User's premises. Neither Party will provide this element in locations where the property owner provides its own wiring to the End User's premises, where a third party owns the wiring to the End User's premises.

2.8.3.3 Requirements

2.8.3.3.1 On a multi-unit premises, upon request of the other Party (Requesting Party), the Party owning the network terminating wire (Provisioning Party) will provide access to UNTW pairs on an Access Terminal that is suitable for use by multiple carriers at each Garden Terminal or Wiring Closet.

2.8.3.3.2 The Provisioning Party shall not be required to install new or additional NTW beyond existing NTW to provision the services of the Requesting Party.

2.8.3.3.3 In existing MDUs and/or MTUs in which BellSouth does not own or control wiring (INC/NTW) to the End Users premises, BW Consulting will install UNTW Access Terminals for BellSouth at no additional charge.

2.8.3.3.4 In situations in which BellSouth activates a UNTW pair, BellSouth will compensate BW Consulting for each pair activated commensurate to the price specified in BW Consulting's Agreement.

2.8.3.3.5 Upon receipt of the UNTW SI requesting access to the Provisioning Party's UNTW pairs at a multi-unit premises, representatives of both Parties will participate in a meeting at the site of the requested access. The purpose of the site visit will include discussion of the procedures for installation and location of the Access Terminals. By request of the Requesting Party, an Access Terminal will be installed either adjacent to each of the Provisioning Party's Garden Terminal or inside each Wiring Closet. The Requesting Party will deliver and connect its central office facilities to the UNTW pairs within the Access Terminal. The Requesting Party may access any available pair on an Access Terminal. A pair is available when a pair is not being utilized to provide service or where the End User has requested a change in its local service provider to the Requesting Party. Prior to connecting the Requesting Party's service on a pair previously used by the Provisioning Party, the Requesting Party is responsible for ensuring the End User is no longer using the Provisioning Party's service or another CLEC's service before accessing UNTW pairs.

2.8.3.3.6 Access Terminal installation intervals will be established on an individual case basis.

- 2.8.3.3.7 The Requesting Party is responsible for obtaining the property owner's permission for the Provisioning Party to install an Access Terminal(s) on behalf of the Requesting Party. The submission of the SI by the Requesting Party will serve as certification by the Requesting Party that such permission has been obtained. If the property owner objects to Access Terminal installations that are in progress or subsequent to completion and demands removal of Access Terminals, the Requesting Party will be responsible for costs associated with removing Access Terminals and restoring the property to its original state prior to Access Terminals being installed.
- 2.8.3.3.8 The Requesting Party shall indemnify and hold harmless the Provisioning Party against any claims of any kind that may arise out of the Requesting Party's failure to obtain the property owner's permission. The Requesting Party will be billed for nonrecurring and recurring charges for accessing UNTW pairs at the time the Requesting Party activates the pair(s). The Requesting Party will notify the Provisioning Party within five (5) business days of activating UNTW pairs using the LSR form.
- 2.8.3.3.9 If a trouble exists on a UNTW pair, the Requesting Party may use an alternate spare pair that serves that End User if a spare pair is available. In such cases, the Requesting Party will re-terminate its existing jumper from the defective pair to the spare pair. Alternatively, the Requesting Party will isolate and report troubles in the manner specified by the Provisioning Party. The Requesting Party must tag the UNTW pair that requires repair. If the Provisioning Party dispatches a technician on a reported trouble call and no UNTW trouble is found, the Provisioning Party will charge Requesting Party for time spent on the dispatch and testing the UNTW pair(s).
- 2.8.3.3.10 If the Requesting Party initiates the Access Terminal installation and the Requesting Party has not activated at least ten (10) percent of the capacity of the Access Terminal installed pursuant to the Requesting Party's request for an Access Terminal within six (6) months of installation of the Access Terminal, the Provisioning Party will bill the Requesting Party a nonrecurring charge equal to the actual cost of provisioning the Access Terminal.
- 2.8.3.3.11 If the Provisioning Party determines that the Requesting Party is using the UNTW pairs without reporting the activation of the pairs, the Requesting Party will be billed for the use of that pair back to the date the End User began receiving service from the Requesting Party at that location. Upon request, the Requesting Party will provide copies of its billing record to substantiate such date. If the Requesting Party fails to provide such records, then the Provisioning Party will bill the Requesting Party back to the date of the Access Terminal installation.

2.8.4 **Unbundled Sub-Loop Feeder**

2.8.4.1 Upon the Effective Date of this Agreement, Unbundled Sub-Loop Feeder (USLF) elements will no longer be offered by BellSouth at TELRIC prices. Within ninety (90) calendar days of the Effective Date of this Agreement, BW Consulting will either negotiate market-based rates for these elements or will issue orders to have these elements disconnected. If, after this ninety (90)-day period, market-based rates have not been negotiated and BW Consulting has not issued the appropriate disconnect orders, BellSouth may immediately disconnect any remaining USLF elements and will bill BW Consulting any applicable disconnect charges.

2.8.5 **Unbundled Loop Concentration**

2.8.5.1 Upon the Effective Date of this Agreement, the Unbundled Loop Concentration (ULC) element will no longer be offered by BellSouth and no new orders for ULC will be accepted. Any existing ULCs that were provisioned prior to the Effective Date of this Agreement will be grandfathered at the rates set forth in the Parties' interconnection agreement that was in effect immediately prior to this Agreement and may remain connected, maintained and repaired according to BellSouth's TR73600 until such time as they are disconnected by BW Consulting, or BellSouth provides ninety (90) calendar days notice that such ULC must be terminated.

2.8.6 **Dark Fiber Loop**

2.8.6.1 Dark Fiber Loop is an unused optical transmission facility, without attached signal regeneration, multiplexing, aggregation or other electronics, from the demarcation point at an End User's premises to the End User's serving wire center. Dark Fiber Loops may be strands of optical fiber existing in aerial or underground structure. BellSouth will not provide line terminating elements, regeneration or other electronics necessary for BW Consulting to utilize Dark Fiber Loops.

2.8.6.2 If Dark Fiber Loop is not readily available but can be made available through routine network modifications, as defined by the FCC, BW Consulting may request BellSouth to perform such routine network modifications. The request may not be used to place fiber. Each request will be handled as a project on an individual case basis. BellSouth will provide a price quote for the request, and upon receipt of payment by BW Consulting, BellSouth shall perform the routine network modifications.

2.8.6.3 **Requirements**

2.8.6.3.1 BellSouth shall make available Dark Fiber Loop where it exists in BellSouth's network and where, as a result of future building or deployment, it becomes available. Dark Fiber Loop will not be deemed available if: (1) it is used by BellSouth for maintenance and repair purposes; (2) it is designated for use pursuant to a firm order placed by another customer; (3) it is restricted for use by all carriers, including BellSouth, because of transmission problems or because it is scheduled for removal due to documented changes to roads and infrastructure; or

(4) BellSouth has plans to use the fiber within a two-year planning period. BellSouth is not required to place the fiber for Dark Fiber Loop if none is available.

- 2.8.6.3.2 BW Consulting is solely responsible for testing the quality of the Dark Fiber to determine its usability and performance specifications.
- 2.8.6.3.3 BellSouth shall use its commercially reasonable efforts to provide to BW Consulting information regarding the location, availability and performance of Dark Fiber Loop within ten (10) business days after receiving a SI from BW Consulting.
- 2.8.6.3.4 If the requested Dark Fiber Loop is available, BellSouth shall use commercially reasonable efforts to provision the Dark Fiber Loop to BW Consulting within twenty (20) business days after BW Consulting submits a valid, error free LSR. Provisioning includes identification of appropriate connection points (e.g., Light Guide Interconnection (LGX)) to enable BW Consulting to connect BW Consulting provided transmission media (e.g., optical fiber) or equipment to the Dark Fiber Loop.
- 2.9 **Loop Makeup**
 - 2.9.1 Description of Service
 - 2.9.1.1 BellSouth shall make available to BW Consulting LMU information so that BW Consulting can make an independent judgment about whether the Loop is capable of supporting the advanced services equipment BW Consulting intends to install and the services BW Consulting wishes to provide. This section addresses LMU as a preordering transaction, distinct from BW Consulting ordering any other service(s). Loop Makeup Service Inquiries (LMUSI) and mechanized LMU queries for preordering LMU are likewise unique from other preordering functions with associated SIs as described in this Agreement.
 - 2.9.1.2 BellSouth will provide BW Consulting LMU information consisting of the composition of the Loop material (copper/fiber); the existence, location and type of equipment on the Loop, including but not limited to digital loop carrier or other remote concentration devices, feeder/distribution interfaces, bridged taps, load coils, pair-gain devices; the Loop length; the wire gauge and electrical parameters.
 - 2.9.1.3 BellSouth's LMU information is provided to BW Consulting as it exists either in BellSouth's databases or in its hard copy facility records. BellSouth does not guarantee accuracy or reliability of the LMU information provided.
 - 2.9.1.4 BellSouth's provisioning of LMU information to the requesting CLEC for facilities is contingent upon either BellSouth or the requesting CLEC controlling the Loop(s) that serve the service location for which LMU information has been

requested by the CLEC. The requesting CLEC is not authorized to receive LMU information on a facility used or controlled by another CLEC unless BellSouth receives a Letter of Authorization (LOA) from the voice CLEC (owner) or its authorized agent on the LMUSI submitted by the requesting CLEC.

- 2.9.1.5 BW Consulting may choose to use equipment that it deems will enable it to provide a certain type and level of service over a particular BellSouth Loop as long as that equipment does not disrupt other services on the BellSouth network. The determination shall be made solely by BW Consulting and BellSouth shall not be liable in any way for the performance of the advanced data services provisioned over said Loop. The specific Loop type (ADSL, HDSL, or otherwise) ordered on the LSR must match the LMU of the Loop reserved taking into consideration any requisite line conditioning. The LMU data is provided for informational purposes only and does not guarantee BW Consulting's ability to provide advanced data services over the ordered Loop type. Further, if BW Consulting orders Loops that do not require a specific facility medium (i.e. copper only) or Loops that are not intended to support advanced services (such as UV-SL1, UV-SL2, or ISDN compatible Loops) and that are not inventoried as advanced services Loops, the LMU information for such Loops is subject to change at any time due to modifications and/or upgrades to BellSouth's network. BW Consulting is fully responsible for any of its service configurations that may differ from BellSouth's technical standard for the Loop type ordered.

2.9.2 **Submitting Loop Makeup Service Inquiries**

- 2.9.2.1 BW Consulting may obtain LMU information by submitting a mechanized LMU query or a Manual LMUSI. Mechanized LMUs should be submitted through BellSouth's OSS interfaces. After obtaining the Loop information from the mechanized LMU process, if BW Consulting needs further Loop information in order to determine Loop service capability, BW Consulting may initiate a separate Manual Service Inquiry for a separate nonrecurring charge as set forth in Exhibit A of this Attachment.

- 2.9.2.2 Manual LMUSIs shall be submitted according to the guidelines in the LMU CLEC Information Package, incorporated herein by reference, as it may be amended from time to time, which can be found at the following BellSouth website: <http://interconnection.bellsouth.com/guides/html/unec.html> . The service interval for the return of a Manual LMUSI is three (3) business days. Manual LMUSIs are not subject to expedite requests. This service interval is distinct from the interval applied to the subsequent service order.

2.9.3 **Loop Reservations**

- 2.9.3.1 For a Mechanized LMUSI, BW Consulting may reserve up to ten (10) Loop facilities. For a Manual LMUSI, BW Consulting may reserve up to three (3) Loop facilities.

- 2.9.3.2 BW Consulting may reserve facilities for up to four (4) business days for each facility requested through LMU from the time the LMU information is returned to BW Consulting. During and prior to BW Consulting placing an LSR, the reserved facilities are rendered unavailable to other customers, including BellSouth. If BW Consulting does not submit an LSR for a UNE service on a reserved facility within the four (4)-day reservation timeframe, the reservation of that spare facility will become invalid and the facility will be released.
- 2.9.3.3 Charges for preordering Manual LMUSI or Mechanized LMU are separate from any charges associated with ordering other services from BellSouth.
- 2.9.3.4 All LSRs issued for reserved facilities shall reference the facility reservation number as provided by BellSouth. BW Consulting will not be billed any additional LMU charges for the Loop ordered on such LSR. If, however, BW Consulting does not reserve facilities upon an initial LMUSI, BW Consulting's placement of an order for an advanced data service type facility will incur the appropriate billing charges to include SI and reservation per Exhibit A of this Attachment.
- 2.9.3.5 Where BW Consulting has reserved multiple Loop facilities on a single reservation, BW Consulting may not specify which facility shall be provisioned when submitting the LSR. For those occasions, BellSouth will assign to BW Consulting, subject to availability, a facility that meets the BellSouth technical standards of the BellSouth type Loop as ordered by BW Consulting.

3 Line Sharing

- 3.1 General
- 3.1.1 Line Sharing is defined as the process by which BW Consulting provides digital subscriber line service over the same copper loop that BellSouth uses to provide voice service, with BellSouth using the low frequency portion of the loop and BW Consulting using the high frequency spectrum (as defined below) of the loop.
- 3.1.2 Line Sharing arrangements in service as of October 1, 2003, will be grandfathered until the earlier of the date the End User discontinues or moves service with BW Consulting. Grandfathered arrangements pursuant to this Section will be billed at the rates set forth in Exhibit A.
- 3.1.3 For the period from October 2, 2003, through October 1, 2004, BW Consulting may request new Line Sharing arrangements. For Line Sharing arrangements placed in service between October 2, 2003, and October 1, 2004, the rates will be as set forth in Exhibit A. After October 1, 2004, BW Consulting may not request new Line Sharing arrangements under the terms of this Agreement.
- 3.1.4 The rates set forth herein will be applied retroactively back to the date set forth in the Triennial Review Order.

- 3.1.5 As of the earlier of October 2, 2006, or the date that the End User discontinues or moves service with BW Consulting, all Line Sharing arrangements pursuant to Section 3.1.3 of this Attachment shall be terminated.
- 3.1.6 The High Frequency Spectrum is defined as the frequency range above the voiceband on a copper Loop facility carrying analog circuit-switched voiceband transmissions. Access to the High Frequency Spectrum is intended to allow BW Consulting the ability to provide Digital Subscriber Line (xDSL) data services to the End User for which BellSouth provides voice services. The High Frequency Spectrum shall be available for any version of xDSL complying with Spectrum Management Class 5 of ANSI T1.417, American National Standard for Telecommunications, Spectrum Management for Loop Transmission Systems. BellSouth will continue to have access to the low frequency portion of the Loop spectrum (from 300 Hertz to at least 3000 Hertz, and potentially up to 3400 Hertz, depending on equipment and facilities) for the purposes of providing voice service. BW Consulting shall only use xDSL technology that is within the PSD mask for Spectrum Management Class 5 as found in the above-mentioned document.
- 3.1.7 Access to the High Frequency Spectrum requires an unloaded, 2-wire copper Loop. An unloaded Loop is a copper Loop with no load coils, low-pass filters, range extenders, DAMLs, or similar devices and minimal bridged taps consistent with ANSI T1.413 and T1.601.
- 3.1.8 BellSouth will provide Loop Modification to BW Consulting on an existing Loop in accordance with procedures as specified in Section 2 of this Attachment. BellSouth is not required to modify a Loop for access to the High Frequency spectrum if modification of that Loop significantly degrades BellSouth's voice service. If BW Consulting requests that BellSouth modify a Loop and such modification significantly degrades the voice services on the Loop, BW Consulting shall pay for the Loop to be restored to its original state.
- 3.1.9 Line Sharing shall only be available on Loops on which BellSouth is also providing, and continues to provide, analog voice service directly to the End User. In the event the End User terminates its BellSouth provided voice service for any reason, or in the event BellSouth disconnects the End User's voice service pursuant to its tariffs or applicable law, and BW Consulting desires to continue providing xDSL service on such Loop, BW Consulting shall be required to purchase a full stand-alone Loop UNE. To the extent commercially practicable, BellSouth shall give BW Consulting notice in a reasonable time prior to disconnect, which notice shall give BW Consulting an adequate opportunity to notify BellSouth of its intent to purchase such Loop. In those cases in which BellSouth no longer provides voice service to the End User and BW Consulting purchases the full stand-alone Loop, BW Consulting may elect the type of Loop it will purchase. BW Consulting will pay the appropriate recurring and nonrecurring

rates for such Loop as set forth in Exhibit A to this Attachment. In the event BW Consulting purchases a voice grade Loop, BW Consulting acknowledges that such Loop may not remain xDSL compatible.

- 3.1.10 If BW Consulting reports a trouble on the High Frequency Spectrum of a Loop and no trouble actually exists on the BellSouth portion, BellSouth will charge BW Consulting for any dispatching and testing (both inside and outside the CO) required by BellSouth in order to confirm the working status. The rates charged for no trouble found (NTF) shall be as set forth in Exhibit A of this Attachment.
- 3.1.11 Only one CLEC shall be permitted access to the High Frequency Spectrum of any particular Loop.

3.2 **Provisioning of Line Sharing and Splitter Space**

- 3.2.1 BellSouth will provide BW Consulting with access to the High Frequency Spectrum as follows:
 - 3.2.1.1 To order High Frequency Spectrum on a particular Loop, BW Consulting must have a Digital Subscriber Line Access Multiplexer (DSLAM) collocated in the central office that serves the End User of such Loop.
 - 3.2.1.2 BW Consulting may provide its own splitters or may order splitters in a central office once it has installed its DSLAM in that central office. BellSouth will install splitters within thirty-six (36) calendar days of BW Consulting's submission of an error free Line Splitter Ordering Document (LSOD) to the BellSouth Complex Resale Support Group.
 - 3.2.1.3 Once a splitter is installed on behalf of BW Consulting in a central office in which BW Consulting is located, BW Consulting shall be entitled to order the High Frequency Spectrum on lines served out of that central office. BellSouth will bill and BW Consulting shall pay the electronic or manual ordering charges as applicable when BW Consulting orders High Frequency Spectrum for End User service.
 - 3.2.1.4 BellSouth shall test the data portion of the Loop to ensure the continuity of the wiring for BW Consulting's data.

3.3 **BellSouth Provided Splitter – Line Sharing**

- 3.3.1 BellSouth will select, purchase, install, and maintain a central office POTS splitter and provide BW Consulting access to data ports on the splitter. The splitter will route the High Frequency Spectrum on the circuit to BW Consulting's xDSL equipment in BW Consulting's collocation space. At least thirty (30) calendar days before making a change in splitter suppliers, BellSouth will provide BW Consulting with a carrier notification letter, informing BW Consulting of change.

BW Consulting shall purchase ports on the splitter in increments of eight (8), twenty-four (24), or ninety-six (96) ports in Alabama, Florida, Georgia, Kentucky, Louisiana, Mississippi, North Carolina and South Carolina. BW Consulting shall purchase ports on the splitter in increments of twenty-four (24) or ninety-six (96) ports in Tennessee.

- 3.3.2 BellSouth will install the splitter in (i) a common area close to BW Consulting's collocation area, if possible; or (ii) in a BellSouth relay rack as close to BW Consulting's DS0 termination point as possible. BW Consulting shall have access to the splitter for test purposes, regardless of where the splitter is placed in the BellSouth premises. For purposes of this section, a common area is defined as an area in the central office in which both Parties have access to a common test access point. A Termination Point is defined as the point of termination for BW Consulting on the main distributing frame in the central office and is not the demarcation point set forth in Attachment 4 of this Agreement. BellSouth will cross-connect the splitter data ports to a specified BW Consulting DS0 at such time that a BW Consulting End User's service is established.

3.4 **CLEC Provided Splitter – Line Sharing**

- 3.4.1 BW Consulting may at its option purchase, install and maintain central office POTS splitters in its collocation arrangements. BW Consulting may use such splitters for access to its customers and to provide digital line subscriber services to its customers using the High Frequency Spectrum. Existing Collocation rules and procedures and the terms and conditions relating to Collocation set forth in Attachment 4-Central Office shall apply.
- 3.4.2 Any splitters installed by BW Consulting in its collocation arrangement shall comply with ANSI T1.413, Annex E, or any future ANSI splitter Standards. BW Consulting may install any splitters that BellSouth deploys or permits to be deployed for itself or any BellSouth affiliate.

3.5 **Ordering – Line Sharing**

- 3.5.1 BW Consulting shall use BellSouth's LSOD to order splitters from BellSouth and to activate and deactivate DS0 Collocation Connecting Facility Assignments (CFA) for use with High Frequency Spectrum.
- 3.5.2 BellSouth will provide BW Consulting the LSR format to be used when ordering the High Frequency Spectrum.
- 3.5.3 BellSouth will provision High Frequency Spectrum in compliance with BellSouth's Products and Services Interval Guide available at the website at <http://www.interconnection.bellsouth.com>.

- 3.5.4 BellSouth will provide BW Consulting access to Preordering LMU in accordance with the terms of this Agreement. BellSouth shall bill and BW Consulting shall pay the rates for such services, as described in Exhibit A.

3.6 **Maintenance and Repair – Line Sharing**

- 3.6.1 BW Consulting shall have access for repair and maintenance purposes to any Loop for which it has access to the High Frequency Spectrum. If BW Consulting is using a BellSouth owned splitter, BW Consulting may access the Loop at the point where the combined voice and data signal exits the central office splitter via a bantam test jack. If BW Consulting provides its own splitter, it may test from the collocation space or the Termination Point.
- 3.6.2 BellSouth will be responsible for repairing voice services and the physical line between the NID at the customer's premises and the Termination Point. BW Consulting will be responsible for repairing data services. Each Party will be responsible for maintaining its own equipment.
- 3.6.3 BW Consulting shall inform its End Users to direct data problems to BW Consulting, unless both voice and data services are impaired, in which event the End Users should call BellSouth.
- 3.6.4 Once a Party has isolated a trouble to the other Party's portion of the Loop, the Party isolating the trouble shall notify the End User that the trouble is on the other Party's portion of the Loop.
- 3.6.5 Notwithstanding anything else to the contrary in this Agreement, when BellSouth receives a voice trouble and isolates the trouble to the physical collocation arrangement belonging to BW Consulting, BellSouth will notify BW Consulting. BW Consulting will provide at least one but no more than two (2) verbal CFA pair changes to BellSouth in an attempt to resolve the voice trouble. In the event a CFA pair change resolves the voice trouble, BW Consulting will provide BellSouth an LSR with the new CFA pair information within twenty-four (24) hours. If the owner of the collocation space fails to resolve the trouble by providing BellSouth with the verbal CFA pair changes, BellSouth may discontinue BW Consulting's access to the High Frequency Spectrum on such Loop. BellSouth will not be responsible for any loss of data as a result of this action.

3.7 **Line Splitting**

- 3.7.1 Line splitting allows a provider of data services (a Data LEC) and a provider of voice services (a Voice CLEC) to deliver voice and data service to End Users over the same Loop. The Voice CLEC and Data LEC may be the same or different carriers.

- 3.7.2 In the event BW Consulting provides its own switching or obtains switching from a third party, BW Consulting may engage in line splitting arrangements with another CLEC using a splitter, provided by BW Consulting, in a Collocation Arrangement at the central office where the loop terminates into a distribution frame or its equivalent.
- 3.7.3 Where BW Consulting is purchasing a UNE-port and a UNE-loop, BellSouth shall offer line splitting pursuant to the following sections in this Attachment.
- 3.7.4 BW Consulting shall provide BellSouth with a signed LOA between it and the Data LEC or Voice CLEC with which it desires to provision Line Splitting services, if BW Consulting will not provide voice and data services.
- 3.7.5 End Users currently receiving voice service from a Voice CLEC through a UNE-P may be converted to Line Splitting arrangements by BW Consulting or its authorized agent ordering Line Splitting Service. If the CLEC wishes to provide the splitter, the UNE-P arrangement will be converted to a stand-alone UNE Loop, a UNE port, two collocation cross connects and the high frequency spectrum line activation. If BellSouth owns the splitter, the UNE-P arrangement will be converted to a stand-alone UNE Loop, port, and one collocation cross connection.
- 3.7.6 When End Users on Loops using High Frequency Spectrum CO Based line sharing service are converted to Line Splitting, BellSouth will discontinue billing BW Consulting for the High Frequency Spectrum. BellSouth will continue to bill the Data LEC for all associated splitter charges if the Data LEC continues to use a BellSouth splitter. It is the responsibility of BW Consulting or its authorized agent to determine if the Loop is compatible for Line Splitting Service. BW Consulting or its authorized agent may use the existing Loop unless it is not compatible with the Data LEC's data service and BW Consulting or its authorized agent submits an LSR to BellSouth to change the Loop.
- 3.8 **Provisioning Line Splitting and Splitter Space**
- 3.8.1 The Data LEC, Voice CLEC or BellSouth may provide the splitter. When BW Consulting or its authorized agent owns the splitter, Line Splitting requires the following: a non-designed analog Loop from the serving wire center to the NID at the End User's location; a collocation cross connection connecting the Loop to the collocation space; a second collocation cross connection from the collocation space connected to a voice port; the high frequency spectrum line activation, and a splitter. The Loop and port cannot be a Loop and port combination (i.e. UNE-P), but must be individual stand-alone Network Elements. When BellSouth owns the splitter, Line Splitting requires the following: a non designed analog Loop from the serving wire center to the NID at the End User's location with CFA and splitter port assignments, and a collocation cross connection from the collocation space connected to a voice port.

- 3.8.2 An unloaded 2-wire copper Loop must serve the End User. The meet point for the Voice CLEC and the Data LEC is the point of termination on the MDF for the Data LEC's cable and pairs.
- 3.8.3 The foregoing procedures are applicable to migration to Line Splitting Service from a UNE-P arrangement, BellSouth Retail Voice Service, BellSouth High Frequency Spectrum (CO Based) Line Sharing.
- 3.8.4 For other migration scenarios to line splitting, BellSouth will work cooperatively with CLECs to develop methods and procedures to develop a process whereby a Voice CLEC and a Data LEC may provide services over the same Loop.

3.9 Ordering – Line Splitting

- 3.9.1 BW Consulting shall use BellSouth's LSOD to order splitters from BellSouth and to activate and deactivate DS0 Collocation CFA for use with Line Splitting.
- 3.9.2 BellSouth shall provide BW Consulting the LSR format to be used when ordering Line Splitting service.
- 3.9.3 BellSouth will provision Line Splitting service in compliance with BellSouth's Products and Services Interval Guide available at the website at <http://www.interconnection.bellsouth.com>.
- 3.9.4 BellSouth will provide BW Consulting access to Preordering LMU in accordance with the terms of this Agreement. BellSouth shall bill and BW Consulting shall pay the rates for such services as described in Exhibit A.
- 3.9.5 BellSouth will provide Loop modification to BW Consulting on an existing Loop in accordance with procedures developed in the Line Sharing Collaborative. High Frequency Spectrum (CO Based) Unbundled Loop Modification is a separate distinct service from Unbundled Loop Modification set forth in Section 2.5 of this Attachment. Procedures for High Frequency Spectrum (CO Based) Unbundled Loop Modification may be found on the web at: <http://www.interconnection.bellsouth.com/html/unbs.html>. Nonrecurring rates for this offering are as set forth in Exhibit A of this Attachment.

3.10 Maintenance – Line Splitting

- 3.10.1 BellSouth will be responsible for repairing voice services and the physical loop between the NID at the customer's premises and the termination point. BW Consulting will be responsible for maintaining the voice and data services. Each Party will be responsible for maintaining its own equipment.
- 3.10.2 BW Consulting shall inform its End Users to direct all problems to BW Consulting or its authorized agent.

- 3.10.3 If BW Consulting is not the data provider, BW Consulting shall indemnify, defend and hold harmless BellSouth from and against any claims, losses, actions, causes of action, suits, demands, damages, injury, and costs including reasonable attorney fees, which arise out of actions related to the data provider.

4 Local Switching

- 4.1 BellSouth shall provide non-discriminatory access to local circuit switching capability and local tandem switching capability on an unbundled basis, except as set forth in the Sections below to BW Consulting for the provision of a telecommunications service.

4.2 Local Circuit Switching Capability, including Tandem Switching Capability

- 4.2.1 Local circuit switching capability is defined as all line-side and trunk-side facilities, plus the features, functions, and capabilities of the switch. The features, functions, and capabilities of the switch shall include the basic switching function of connecting lines to lines, lines to trunks, trunks to lines, and trunks to trunks. Local circuit switching includes all vertical features that the switch is capable of providing, including custom calling, custom local area signalling service features, and Centrex, as well as any technically feasible customized routing functions.

- 4.2.2 Notwithstanding BellSouth's general duty to unbundle local circuit switching, BellSouth shall not be required to unbundle local circuit switching for BW Consulting for a particular End User when BW Consulting: (1) serves an End User with four (4) or more voice-grade (DS0) equivalents or lines served by BellSouth in Zone 1 of one of the following MSAs: Atlanta, GA; Miami, FL; Orlando, FL; Ft. Lauderdale, FL; Charlotte-Gastonia-Rock Hill, NC; Greensboro-Winston Salem-High Point, NC; Nashville, TN; and New Orleans, LA; or (2) serves an End User with a DS1 or higher capacity Loop in any service area covered by this Agreement. To the extent that BW Consulting is serving any End User as described in (2) above as of the Effective Date of this Agreement, such End User's arrangement may not remain in place and such Arrangement must be terminated by BW Consulting or transitioned by BW Consulting, pursuant to Section 1.8 of this Attachment or BellSouth shall disconnect such arrangements pursuant to Section 1.8.

- 4.2.3 For lines identified in Item (1) in Section 4.2.2 above, BellSouth will not be allowed to aggregate lines provided to multiple locations of a single end user within the same MSA to restrict BW Consulting's ability to purchase local circuit switching at UNE rates to serve any of the lines of that end user.

- 4.2.4 Rates for unbundled switching at the DS1 level and above or for combinations with unbundled switching at the DS1 level and above provisioned prior to the

Effective Date of this Agreement shall be those rates set forth in Exhibit A of this Attachment until April 1, 2004.

- 4.2.5 Local Switching that is not required to be provided as a UNE will be provided pursuant to a separate agreement or a tariff, at BellSouth's discretion.
- 4.2.6 Unbundled Local Switching consists of three separate unbundled elements: Unbundled Ports, End Office Switching Functionality, and End Office Interoffice Trunk Ports.
- 4.2.7 Unbundled Local Switching combined with Common Transport and, if necessary, Tandem Switching provides to BW Consulting's End User local calling and the ability to presubscribe to a primary carrier for intraLATA and/or to presubscribe to a primary carrier for interLATA toll service.
- 4.2.8 Provided that BW Consulting purchases unbundled local switching from BellSouth and uses the BellSouth Carrier Identification Code (CIC) for its End Users' Local Preferred Interexchange Carrier (LPIC) or if a BellSouth local End User selects BellSouth as its LPIC, then the Parties will consider as local any calls originated by a BW Consulting local End User, or originated by a BellSouth local End User and terminated to a BW Consulting local End User, where such calls originate and terminate in the same LATA, except for those calls originated and terminated through switched access arrangements (i.e., calls that are transported by a Party other than BellSouth). For such calls, BellSouth will charge BW Consulting the UNE elements for the BellSouth facilities utilized. Neither Party shall bill the other originating or terminating switched access charges for such calls. Intercarrier compensation for local calls between BellSouth and BW Consulting shall be as described in BellSouth's UNE Local Call Flows set forth on BellSouth's website.
- 4.2.9 Where BW Consulting purchases unbundled local switching from BellSouth but does not use the BellSouth CIC for its End Users' LPIC, BellSouth will consider as local those direct dialed telephone calls that originate from a BW Consulting End User and terminate within the basic local calling area or within the extended local calling areas and that are dialed using seven (7) or ten (10) digits as defined and specified in Section A3 of BellSouth's General Subscriber Services Tariffs (GSST). For such local calls, BellSouth will charge BW Consulting the UNE elements for the BellSouth facilities utilized. Intercarrier compensation for local calls between BellSouth and BW Consulting shall be as described in BellSouth's UNE Local Call Flows set forth on BellSouth's website.
- 4.2.10 For any calls that originate and terminate through switched access arrangements (i.e., calls that are transported by a party other than BellSouth), BellSouth shall bill BW Consulting the UNE elements for the BellSouth facilities utilized. Each Party may bill the toll provider originating or terminating switched access charges as appropriate.

4.2.11 **Unbundled Port Features**

- 4.2.10.1 Charges for Unbundled Port are as set forth in Exhibit A, and as specified in such exhibit, may or may not include individual features.
- 4.2.10.2 Where applicable and available, non-switch-based services may be ordered with the Unbundled Port at BellSouth's retail rates.
- 4.2.10.3 Any features that are not currently available but are technically feasible through the switch can be requested through the BFR/NBR process.
- 4.2.10.4 BellSouth will provide to BW Consulting selective routing of calls to a requested Operator System platform pursuant to this Attachment. Any other routing requests by BW Consulting will be made pursuant to the BFR/NBR Process as set forth in Attachment 11.

4.2.11 **Remote Call Forwarding**

- 4.2.11.1 As an option, BellSouth shall make available to BW Consulting an unbundled port with Remote Call Forwarding capability (URCF service). URCF service combines the functionality of unbundled local switching, tandem switching and common transport to forward calls from the URCF service telephone number (the number dialed by the calling party) to another telephone number selected by the URCF service subscriber. When ordering URCF service, BW Consulting will ensure that the following conditions are satisfied:
 - 4.2.11.1.1 That the End User of the forward-to number (service) agrees to receive calls forwarded using the URCF service (if such End User is different from the URCF service End User);
 - 4.2.11.1.2 That the forward-to number (service) is equipped with sufficient capacity to receive the volume of calls that will be generated from the URCF service;
 - 4.2.11.1.3 That the URCF service will not be utilized to forward calls to another URCF or similar service; and
 - 4.2.11.1.4 That the forward-to number (service) is not a public safety number (e.g. 911, fire or police number).
- 4.2.11.2 In addition to the charge for the URCF service port, BellSouth shall charge BW Consulting the rates set forth in Exhibit A for unbundled local switching, tandem switching, and common transport, including all associated usage incurred for calls from the URCF service telephone number (the number dialed by the calling party) to the forward-to number (service).

4.2.12 **Provision for Local Switching**

- 4.2.12.1 BellSouth shall perform routine testing (e.g., Mechanized Loop Tests (MLT) and test calls such as 105, 107 and 108 type calls) and fault isolation on a mutually agreed upon schedule.
- 4.2.12.2 BellSouth shall control congestion points such as those caused by radio station call-ins and network routing abnormalities. All traffic shall be restricted in a non-discriminatory manner.
- 4.2.12.3 BellSouth shall perform manual call trace and permit customer originated call trace. BellSouth shall provide Switching Service Point (SSP) capabilities and signaling software to interconnect the signaling links destined to the Signaling Transfer Point Switch (STPS). These capabilities shall adhere to the technical specifications set forth in the applicable industry standard technical references.
- 4.2.12.4 BellSouth shall provide interfaces to adjuncts through Telcordia standard interfaces. These adjuncts can include, but are not limited to, the Service Circuit Node and Automatic Call Distributors. BellSouth shall offer to BW Consulting all Advanced Intelligent Network (AIN) triggers in connection with its SMS/SCE offering.
- 4.2.12.5 BellSouth shall provide access to SS7 Signaling Network or Multi-Frequency trunking if requested by BW Consulting.
- 4.2.13 **Local Switching Interfaces.**
- 4.2.13.1 BW Consulting shall order ports and associated interfaces compatible with the services it wishes to provide as listed in Exhibit A. BellSouth shall provide the following local switching interfaces:
 - 4.2.13.1.1 Standard Tip/Ring interface including loopstart or groundstart, on-hook signaling (e.g., for calling number, calling name and message waiting lamp);
 - 4.2.13.1.2 Coin phone signaling;
 - 4.2.13.1.3 Basic Rate Interface ISDN adhering to appropriate Telcordia Technical Requirements;
 - 4.2.13.1.4 Two-wire analog interface to PBX;
 - 4.2.13.1.5 Four-wire analog interface to PBX;
 - 4.2.13.1.6 Four-wire DS1 interface to PBX or customer provided equipment (e.g. computers and voice response systems);
 - 4.2.13.1.7 Primary Rate ISDN to PBX adhering to ANSI standards Q.931, Q.932 and appropriate Telcordia Technical Requirements;

- 4.2.13.1.8 Switched Fractional DS1 with capabilities to configure Nx64 channels (where N = 1 to 24); and
- 4.2.13.1.9 Loops adhering to Telcordia TR-NWT-08 and TR-NWT-303 specifications to interconnect Digital Loop Carriers.
- 4.2.14 All End Users of BW Consulting who have service provisioned via 4-Wire ISDN DS1 Port with E911 Locator Capability shall physically be located in the E911 Tandem Switch service area.
- 4.2.15 BW Consulting shall pass its End User's telephone number to BellSouth over the Primary Interface (PRI) trunk group via ANI or via direct Centralized Automated Message Accounting (CAMA) trunks to the appropriate E911 tandem switch.
- 4.2.16 BW Consulting shall maintain the individual telephone number and the correct corresponding address/location data, including maintaining the End User listed address as the actual physical End User location in the E911 Automatic Location Identification (ALI) Database.
- 4.2.17 BW Consulting will be responsible and liable for any errors resulting from the submission of invalid telephone number and address/location data for the CLEC's End Users.

4.3 **Tandem Switching**

- 4.3.1 The Tandem Switching capability Network Element is defined as: (i) trunk-connect facilities, which include, but are not limited to, the connection between trunk termination at a cross connect panel and switch trunk card; (ii) the basic switch trunk function of connecting trunks to trunks; and (iii) the functions that are centralized in the Tandem Switches (as distinguished from separate end office switches), including but not limited to call recording, the routing of calls to operator services and signaling conversion features.
- 4.3.1.1 Where BW Consulting utilizes portions of the BellSouth network in originating or terminating traffic, the Tandem Switching rates are applied in call scenarios where the Tandem Switching Network Element has been utilized. Because switch recordings cannot accurately indicate on a per call basis when the Tandem Switching Network Element has been utilized for an interoffice call originating from a UNE port and terminating to a BellSouth, Independent Company or Facility-Based CLEC office, BellSouth has developed, based upon call studies, a melded rate that takes into account the average percentage of calls that utilize Tandem Switching in these scenarios. BellSouth shall apply the melded Tandem Switching rate for every call in these scenarios. BellSouth shall utilize the melded Tandem Switching Rate until BellSouth has the capability to measure actual Tandem Switch usage in each call scenario specifically mentioned above, at which point the rate for the actual Tandem Switch usage shall apply. The UNE Call

Flows set forth on BellSouth's website, as amended from time to time and incorporated herein by this reference, illustrate when the full or melded Tandem Switching rates apply for specific scenarios.

4.3.2 Technical Requirements

- 4.3.2.1 Tandem Switching shall have the same capabilities or equivalent capabilities as those described in Telcordia TR-TSY-000540 Issue 2R2, Tandem Supplement, June 1, 1990. The requirements for Tandem Switching include but are not limited to the following:
 - 4.3.2.1.1 Tandem Switching shall provide signaling to establish a tandem connection;
 - 4.3.2.1.2 Tandem Switching will provide screening as jointly agreed to by BW Consulting and BellSouth;
 - 4.3.2.1.3 Where applicable, Tandem Switching shall provide AIN triggers supporting AIN features where such routing is not available from the originating end office switch, to the extent such Tandem switch has such capability;
 - 4.3.2.1.4 Where applicable, Tandem Switching shall provide access to Toll Free number database;
 - 4.3.2.1.5 Tandem Switching shall provide connectivity to Public Safety Answering Point (PSAP)s where 911 solutions are deployed and the tandem is used for 911; and
 - 4.3.2.1.6 Where appropriate, Tandem Switching shall provide connectivity for the purpose of routing transit traffic to and from other carriers.
- 4.3.2.2 BellSouth may perform testing and fault isolation on the underlying switch that is providing Tandem Switching. Such testing shall be testing routinely performed by BellSouth. The results and reports of the testing shall be made available to BW Consulting.
- 4.3.2.3 BellSouth shall control congestion points and network abnormalities. All traffic will be restricted in a non-discriminatory manner.
- 4.3.2.4 Tandem Switching shall process originating toll free traffic received from BW Consulting's local switch.
- 4.3.2.5 In support of AIN triggers and features, Tandem Switching shall provide SSP capabilities when these capabilities are not available from the Local Switching Network Element to the extent such Tandem Switch has such capability.
- 4.3.3 Upon BW Consulting's purchase of overflow trunk groups, Tandem Switching shall provide an alternate routing pattern for BW Consulting's traffic overflowing from direct end office high usage trunk groups.

- 4.4 **AIN Selective Carrier Routing for Operator Services, Directory Assistance and Repair Centers**
- 4.4.1 Where BellSouth provides local switching to BW Consulting, BellSouth will provide AIN Selective Carrier Routing (AIN SCR) at the request of BW Consulting. AIN SCR will provide BW Consulting with the capability of routing operator calls, 0+ and 0- and 0+ NPA Local Numbering Plan Area (LNPA), 555-1212 directory assistance, 1+411 directory assistance and 611 repair center calls to pre-selected destinations.
- 4.4.2 BW Consulting shall order AIN SCR through its Account Team and/or Local Contract Manager. AIN SCR must first be established regionally and then on a per central office per state basis.
- 4.4.3 AIN SCR is not available in DMS 10 switches.
- 4.4.4 Where AIN SCR is utilized by BW Consulting, the routing of BW Consulting's End User calls shall be pursuant to information provided by BW Consulting and stored in BellSouth's AIN SCR Service Control Point database. AIN SCR shall utilize a set of Line Class Codes (LCCs) unique to a basic class of service assigned on an "as needed" basis. The same LCCs will be assigned in each central office where AIN SCR is established.
- 4.4.5 Upon ordering AIN SCR Regional Service, BW Consulting shall remit to BellSouth the Regional Service Order nonrecurring charges set forth in Exhibit A of this Attachment. There shall be a nonrecurring End Office Establishment Charge per office due at the addition of each central office where AIN SCR will be utilized. Said nonrecurring charge shall be as set forth in Exhibit A of this Attachment. For each BW Consulting End User activated, there shall be a nonrecurring End User Establishment charge as set forth in Exhibit A of this Attachment. BW Consulting shall pay the AIN SCR Per Query Charge set forth in Exhibit A of this Attachment.
- 4.4.6 This Regional Service Order nonrecurring charge will be non-refundable and will be paid with one half due up-front with the submission of all fully completed required forms including: Regional Selective Carrier Routing (SCR) Order Request-Form A, Central Office AIN SCRSCR Order Request - Form B, AIN SCR Central Office Identification Form - Form C, AIN SCR Routing Options Selection Form - Form D, and Routing Combinations Table - Form E. BellSouth has thirty (30) calendar days to respond to BW Consulting's fully completed firm order as a Regional Service Order. With the delivery of this firm order response to BW Consulting, BellSouth considers that the delivery schedule of this service commences. The remaining half of the Regional Service Order payment must be paid when at least ninety (90) percent of the Central Offices listed on the original order have been turned up for the service.

- 4.4.7 The nonrecurring End Office Establishment Charge will be billed to BW Consulting following BellSouth's normal monthly billing cycle for this type of order.
- 4.4.8 End-User Establishment Orders will not be turned-up until the second payment is received for the Regional Service Order. The nonrecurring End-User Establishment Charges will be billed to BW Consulting following BellSouth's normal monthly billing cycle for this type of order.
- 4.4.9 Additionally, the AIN SCR Per Query Charge will be billed to BW Consulting following the normal billing cycle for per query charges.
- 4.4.10 All other network components needed, for example, unbundled switching, unbundled local transport, etc., will be billed per contracted rates.

4.5 Selective Call Routing Using Line Class Codes (SCR-LCC)

- 4.5.1 Where BW Consulting purchases unbundled local switching from BellSouth and utilizes an operator services provider other than BellSouth, BellSouth will route BW Consulting's End User calls to that provider through Selective Call Routing.
- 4.5.2 Selective Call Routing using Line Class Codes (SCR-LCC) provides the capability for BW Consulting to have its Operator Call Processing/Directory Assistance (OCP/DA) calls routed to BellSouth's OCP/DA platform for BellSouth provided Custom Branded or Unbranded OCP/DA or to its own or an alternate OCP/DA platform for Self-Branded OCP/DA. SCR-LCC is only available if line class code capacity is available in the requested BellSouth end office switches.
- 4.5.3 Custom Branding for Directory Assistance (DA) is not available for certain classes of service, including but not limited to Hotel/Motel services, WATS service, and certain PBX services.
- 4.5.4 Where available, BW Consulting specific and unique LCCs are programmed in each BellSouth end office switch where BW Consulting intends to serve End Users with customized OCP/DA branding. The LCCs specifically identify BW Consulting's End Users so OCP/DA calls can be routed over the appropriate trunk group to the requested OCP/DA platform. Additional LCCs are required in each end office if the end office serves multiple NPAs (i.e., a unique LCC is required per NPA), and/or if the end office switch serves multiple rate areas and BW Consulting intends to provide BW Consulting -branded OCP/DA to its End Users in these multiple rate areas.
- 4.5.5 SCR-LCC supporting Custom Branding and Self Branding require BW Consulting to order dedicated trunking from each BellSouth end office identified by BW Consulting, either to the BellSouth Traffic Operator Position System (TOPS) for Custom Branding or to the BW Consulting Operator Service Provider for Self

Branding. Separate trunk groups are required for Operator Services and for DA. Rates for trunks are set forth in applicable BellSouth tariffs.

- 4.5.6 Unbranding - Unbranded DA and/or OCP calls ride common trunk groups provisioned by BellSouth from those end offices identified by BW Consulting to the BellSouth TOPS.
- 4.5.7 The Rates for SCR-LCC are as set forth in this Attachment. There is a nonrecurring charge for the establishment of each LCC in each BellSouth central office. Furthermore, for Unbranded and Custom Branded OCP/DA provided by BellSouth Operator Services with unbundled ports and unbundled port/loop switch combinations, monthly recurring usage charges shall apply for the UNEs necessary to provide the service, such as end office and tandem switching and common transport. A flat rated end office switching charge shall apply to Self-Branded OCP/DA when used in conjunction with unbundled ports and unbundled port/loop switch combinations.

5 Unbundled Network Element Combinations

- 5.1 For purposes of this Section, references to “Currently Combined” Network Elements shall mean that the particular Network Elements requested by BW Consulting are in fact already combined by BellSouth in the BellSouth network. References to “Ordinarily Combined” Network Elements shall mean that the particular Network Elements requested by BW Consulting are not already combined by BellSouth in the location requested by BW Consulting but are elements that are typically combined in BellSouth’s network. References to “Not Typically Combined” Network Elements shall mean that the particular Network Elements requested by BW Consulting are not elements that BellSouth combines for its use in its network.

- 5.1.1 Upon request, BellSouth shall perform the functions necessary to combine unbundled Network Elements in any manner, even if those elements are not ordinarily combined in BellSouth’s network, provided that such combination is technically feasible and will not undermine the ability of other carriers to obtain access to unbundled Network Elements or to interconnect with BellSouth’s network.

5.2 Enhanced Extended Links (EELs)

- 5.2.1 EELs are combinations of unbundled Loops and unbundled dedicated transport as defined in this Attachment, together with any facilities, equipment, or functions necessary to combine those Network Elements. BellSouth shall provide BW Consulting with EELs where the underlying UNEs are available and in all instances where the requesting carrier meets the eligibility requirements, if applicable.

- 5.2.2 High-capacity EELs are combinations of loop and transport UNEs or commingled loop and transport facilities at the DS1 and/or DS3 level as described in 47 CFR 51.318(b). High-capacity EELs must comply with the service eligibility requirements set forth in 5.2.4 below.
- 5.2.3 By placing an order for a high-capacity EEL, BW Consulting thereby certifies that the service eligibility criteria set forth herein are met for access to a converted high-capacity EEL, a new high-capacity EEL, or part of a high-capacity commingled EEL as a UNE. BellSouth shall have the right to audit BW Consulting's high-capacity EELs as specified below.
- 5.2.4 If a high-capacity EEL or Ordinarily Combined Network Element is not readily available but can be made available through routine network modifications, as defined by the FCC, BW Consulting may request BellSouth to perform such routine network modifications. The request may not be used to place fiber. Each request will be handled as a project on an individual case basis. BellSouth will provide a price quote for the request, and upon receipt of payment by BW Consulting, BellSouth shall perform the routine network modifications.
- 5.2.5 Service Eligibility Criteria
- 5.2.5.1 BW Consulting must certify for each high-capacity EEL that all of the following service eligibility criteria are met:
- 5.2.5.1.1 BW Consulting has received state certification to provide local voice service in the area being served;
- 5.2.5.2 For each combined circuit, including each DS1 circuit, each DS1 EEL, and each DS1-equivalent circuit on a DS3 EEL:
- 5.2.5.2.1 1) Each circuit to be provided to each End User will be assigned a local number prior to the provision of service over that circuit;
- 5.2.5.2.2 2) Each DS1-equivalent circuit on a DS3 EEL must have its own local number assignment so that each DS3 must have at least twenty-eight (28) local voice numbers assigned to it;
- 5.2.5.2.3 3) Each circuit to be provided to each End User will have 911 or E911 capability prior to provision of service over that circuit;
- 5.2.5.2.4 4) Each circuit to be provided to each End User will terminate in a collocation arrangement that meets the requirements of 47 CFR 51.318(c);
- 5.2.5.2.5 5) Each circuit to be provided to each End User will be served by an interconnection trunk over which BW Consulting will transmit the calling party's number in connection with calls exchanged over the trunk;

- 5.2.5.2.6 6) For each twenty-four (24) DS1 EELs or other facilities having equivalent capacity, BW Consulting will have at least one (1) active DS1 local service interconnection trunk over which BW Consulting will transmit the calling party's number in connection with calls exchanged over the trunk;
- 5.2.5.2.7 7) Each circuit to be provided to each End User will be served by a switch capable of switching local voice traffic.
- 5.2.6 BellSouth may, on an annual basis, audit BW Consulting's records in order to verify compliance with the qualifying service eligibility criteria. The audit shall be conducted by a third party independent auditor, and the audit must be performed in accordance with the standards established by the American Institute for Certified Public Accountants (AICPA). To the extent the independent auditor's report concludes that BW Consulting failed to comply with the service eligibility criteria, BW Consulting must true-up any difference in payments, convert all noncompliant circuits to the appropriate service, and make the correct payments on a going-forward basis. In the event the auditor's report concludes that , BW Consulting did not comply in any material respect with the service eligibility criteria, BW Consulting shall reimburse BellSouth for the cost of the independent auditor. To the extent the auditor's report concludes that BW Consulting did comply in all material respects with the service eligibility criteria, BellSouth will reimburse BW Consulting for its reasonable and demonstrable costs associated with the audit. BW Consulting will maintain appropriate documentation to support its certifications.
- 5.2.7 In the event BW Consulting converts special access services to UNEs, BW Consulting shall be subject to the termination liability provisions in the applicable special access tariffs, if any.

5.3 UNE Port/Loop Combinations

- 5.3.1 Combinations of port and loop unbundled Network Elements along with switching and transport unbundled Network Elements provide local exchange service for the origination or termination of calls. Port/loop combinations support the same local calling and feature requirements as described in the Unbundled Local Switching or Port section of this Attachment and the ability to presubscribe to a primary carrier for intraLATA toll service and/or to presubscribe to a primary carrier for interLATA toll service.
- 5.3.2 BellSouth is not required to provide combinations of port and loop Network Elements on an unbundled basis in locations where, pursuant to FCC and Commission rules, BellSouth is not required to provide local circuit switching as an unbundled Network Element.

- 5.3.3 BellSouth shall not be required to provide local circuit switching as a UNE in density Zone 1, as defined in 47 CFR 69.123 as of January 1, 1999 of the Atlanta, GA; Miami, FL; Orlando, FL; Ft. Lauderdale, FL; Charlotte-Gastonia-Rock Hill, NC; Greensboro-Winston Salem-High Point, NC; Nashville, TN; and New Orleans, LA, MSAs to BW Consulting if BW Consulting's customer has four (4) or more DS0 equivalent lines.
- 5.3.4 BellSouth shall not be required to provide local circuit switching as a UNE or combination of UNEs if the End User is being served by a BellSouth DS1 or higher capacity Loop in any service area covered by this Agreement. To the extent that BW Consulting is serving any End User as described above as of October 2, 2003, such arrangement may not remain in place any longer than April 1, 2004, after which such arrangement must be terminated by BW Consulting or BellSouth shall convert such arrangement to tariff pricing. The filing of this Agreement with the applicable Commission shall constitute the filing of the joint transition plan specified by the FCC.
- 5.3.5 BellSouth shall make 911 updates in the BellSouth 911 database for BW Consulting's UNE port/Loop combinations. BellSouth will not bill BW Consulting for 911 surcharges. BW Consulting is responsible for paying all 911 surcharges to the applicable governmental agency.

5.4 Rates

- 5.4.1 The rates for the Currently Combined Network Elements specifically set forth in Exhibit A of this Attachment shall be the rates associated with such combinations. Where a Currently Combined combination is not specifically set forth in Exhibit A, the rate for such Currently Combined combination of Network Elements shall be the sum of the recurring rates for those individual Network Elements in addition to the applicable non-recurring switch-as-is charge set forth in Exhibit A.
- 5.4.2 The rates for the Ordinarily Combined Network Elements specifically set forth in Exhibit A of this Attachment shall be the non-recurring and recurring charges for those combinations. Where an Ordinarily Combined combination is not specifically set forth in Exhibit A, the rate for such Ordinarily Combined combination of Network Elements shall be the sum of the recurring and non-recurring rates for those individual Network Elements as set forth in Exhibit A.
- 5.4.3 Except as set forth in this Section 5, BellSouth shall provide UNE port/loop combinations specifically set forth in Exhibit A that are Currently Combined or Ordinarily Combined in BellSouth's network at the cost-based rates in Exhibit A.
- 5.4.4 BellSouth shall provide other Currently Combined and Ordinarily Combined and Not Typically Combined UNE Combinations to BW Consulting in addition to those specifically referenced in this Section 5 above, where available. To the extent BW Consulting requests a combination for which BellSouth does not have

rates and methods and procedures in place to provide such combination, rates and/or methods and procedures for such combination will be developed pursuant to the BFR/NBR process.

6 Transport, Channelization and Dark Fiber

6.1 Transport

- 6.1.1 BellSouth shall provide nondiscriminatory access, in accordance with FCC Rules 51.311, 51.319, and Section 251(c)(3) of the Act to interoffice transmission facilities described in this Section 6 on an unbundled basis to BW Consulting for the provision of a qualifying service, as set forth herein.
 - 6.1.1.1 Dedicated Transport is defined as BellSouth's interoffice transmission facilities, dedicated to a particular customer or carrier that BW Consulting uses for transmission between wire centers or switches owned by BellSouth and within the same LATA.
 - 6.1.1.2 Dark Fiber Transport, defined as BellSouth's optical transmission facilities without attached signal regeneration, multiplexing, aggregation or other electronics, between wire centers or switches owned by BellSouth and within the same LATA;
 - 6.1.1.3 Common (Shared) Transport, defined as transmission facilities shared by more than one carrier, including BellSouth, between end office switches, between end office switches and tandem switches, and between tandem switches, in BellSouth's network. Where BellSouth Network Elements are connected by intraoffice wiring, such wiring is provided as part of the Network Element and is not Common (Shared) Transport.
 - 6.1.1.3.1 Notwithstanding any other provision of this Agreement, BellSouth will only provide unbundled access to Common (Shared) Transport to the extent BellSouth is required to provide and is providing unbundled Local Circuit Switching to BW Consulting.
- 6.1.2 BellSouth shall:
 - 6.1.2.1 Provide BW Consulting exclusive use of Dedicated Transport to a particular customer or carrier, or shared use of the features, functions, and capabilities of interoffice transmission facilities shared by more than one customer or carrier;
 - 6.1.2.2 Provide all technically feasible features, functions, and capabilities of the transport facility;
 - 6.1.2.3 Permit, to the extent technically feasible, BW Consulting to connect such interoffice facilities to equipment designated by BW Consulting, including but not limited to, BW Consulting's collocated facilities; and

6.1.2.4 Permit, to the extent technically feasible, BW Consulting to obtain the functionality provided by BellSouth's digital cross-connect systems.

6.1.3 Technical Requirements of Common (Shared) Transport

6.1.3.1 Common (Shared) Transport provided on DS1, DS3, and STS-1 circuits shall at a minimum meet the performance, availability, jitter, and delay requirements specified for Central Office to Central Office (CO to CO) connections in the applicable industry standards.

6.1.3.2 BellSouth shall be responsible for the engineering, provisioning, and maintenance of the underlying equipment and facilities that are used to provide Common (Shared) Transport.

6.1.3.3 At a minimum, Common (Shared) Transport shall meet all of the requirements set forth in the applicable industry standards.

6.2 **Dedicated Transport**

6.2.1 BellSouth shall offer Dedicated Transport in each of the following ways:

6.2.1.1 As capacity on a shared UNE facility.

6.2.1.2 As a circuit (e.g., DS0, DS1, DS3) dedicated to BW Consulting.

6.2.2 Dedicated Transport may be provided over facilities such as optical fiber, copper twisted pair, and coaxial cable, and shall include transmission equipment such as line terminating equipment, amplifiers, and regenerators.

6.2.3 BW Consulting may obtain a maximum of twelve (12) unbundled dedicated DS3 circuits, or their equivalent, for any single route at the UNE rates set forth in Exhibit A for which dedicated DS3 transport is available as unbundled transport. Additional capacity may be purchased pursuant to the rates, terms and conditions as set forth in the applicable tariff. A route is defined as a transmission path between one of BellSouth's wire centers or switches and another of BellSouth's wire centers or switches. A route between two (2) points may pass through one or more intermediate wire centers or switches. Transmission paths between identical end points are the same "route", irrespective of whether they pass through the same intermediate wire centers or switches, if any.

6.2.4 Any request to re-terminate one end of a circuit will require the issuance of new service and disconnection of the existing service and the applicable charges in Exhibit A shall apply, and the re-terminated circuit shall be considered a new circuit as of the installation date.

6.2.5 If Dedicated Transport is not readily available but can be made available through routine network modifications, as defined by the FCC, BW Consulting may request

BellSouth to perform such routine network modifications. The request may not be used to place fiber. Each request will be handled as a project on an individual case basis. BellSouth will provide a price quote for the request, and upon receipt of payment by BW Consulting, BellSouth shall perform the routine network modifications.

6.2.6 Technical Requirements

- 6.2.6.1 The entire designated transmission service (e.g., DS0, DS1, DS3) shall be dedicated to BW Consulting designated traffic.
- 6.2.6.2 For DS1 or DS3 circuits, Dedicated Transport shall at a minimum meet the performance, availability, jitter, and delay requirements specified for Customer Interface to Central Office (CI to CO) connections in the applicable industry standards.
- 6.2.6.3 BellSouth shall offer the following interface transmission rates for Dedicated Transport:
 - 6.2.6.3.1 DS0 Equivalent;
 - 6.2.6.3.2 DS1;
 - 6.2.6.3.3 DS3; and
 - 6.2.6.3.4 SDH (Synchronous Digital Hierarchy) Standard interface rates are in accordance with International Telecommunications Union (ITU) Recommendation G.707 and Plesiochronous Digital Hierarchy (PDH) rates per ITU Recommendation G.704.
- 6.2.6.4 BellSouth shall design Dedicated Transport according to its network infrastructure. BW Consulting shall specify the termination points for Dedicated Transport.
- 6.2.6.5 At a minimum, Dedicated Transport shall meet each of the requirements set forth in the applicable industry technical references.
- 6.2.6.6 BellSouth Technical References:
 - 6.2.6.6.1 TR-TSY-000191 Alarm Indication Signals Requirements and Objectives, Issue 1, May 1986.
 - 6.2.6.6.2 TR 73501 LightGate®Service Interface and Performance Specifications, Issue D, June 1995.
 - 6.2.6.6.3 TR 73525 MegaLink®Service, MegaLink Channel Service and MegaLink Plus Service Interface and Performance Specifications, Issue C, May 1996.

6.3 Unbundled Channelization (Multiplexing)

- 6.3.1 Unbundled Channelization (UC) provides the optional multiplexing capability that will allow a DS1 (1.544 Mbps) or DS3 (44.736 Mbps) or STS-1 (51.84 Mbps) UNE or collocation cross connect to be multiplexed or channelized at a BellSouth central office. Channelization can be accomplished through the use of a multiplexer or a digital cross connect system at the discretion of BellSouth. Once UC has been installed, BW Consulting may request channel activation on an as needed basis and BellSouth shall connect the requested facilities via Central Office Channel Interfaces (COCIs). The COCI must be compatible with the lower capacity facility and ordered with the lower capacity facility. This service is available as defined in NECA 4.
- 6.3.2 BellSouth shall make available the following channelization systems and interfaces:
 - 6.3.2.1 DS1 Channelization System: channelizes a DS1 signal into a maximum of twenty-four (24) DS0s. The following Central Office Channel Interfaces (COCI) are available: Voice Grade, Digital Data and ISDN.
 - 6.3.2.2 DS3 Channelization System: channelizes a DS3 signal into a maximum of twenty-eight (28) DS1s. A DS1 COCI is available with this system.
 - 6.3.2.3 STS-1 Channelization System: channelizes a STS-1 signal into a maximum of twenty-eight (28) DS1s. A DS1 COCI is available with this system.
 - 6.3.2.4 AMI and B8ZS line coding with either Super Frame (SF) and Extended Super Frame (ESF) framing formats will be supported as an optional feature on DS1 facilities.
- 6.3.3 Technical Requirements
 - 6.3.3.1 In order to assure proper operation with BellSouth provided central office multiplexing functionality, BW Consulting's channelization equipment must adhere strictly to form and protocol standards. BW Consulting must also adhere to such applicable industry standards for the multiplex channel bank, for voice frequency encoding, for various signaling schemes, and for sub rate digital access.
 - 6.3.3.2 TR 73501 LightGate[®] Service Interface and Performance Specifications, Issue D, June 1995
- 6.4 Dark Fiber Transport
 - 6.4.1 Dark Fiber Transport is strands of optical fiber existing in aerial or underground structure. BellSouth will not provide line terminating elements, regeneration or other electronics necessary for BW Consulting to utilize Dark Fiber Transport.
 - 6.4.2 If Dark Fiber Transport is not readily available but can be made available through routine network modifications, as defined by the FCC, BW Consulting may request

BellSouth to perform such routine network modifications. The request may not be used to place fiber. Each request will be handled as a project on an individual case basis. BellSouth will provide a price quote for the request, and upon receipt of payment by BW Consulting, BellSouth shall perform the routine network modifications.

6.4.3 Requirements

6.4.3.1 BellSouth shall make available Dark Fiber Transport where it exists in BellSouth's network and where, as a result of future building or deployment, it becomes available. Dark Fiber Transport will not be deemed available if (1) it is used by BellSouth for maintenance and repair purposes, (2) it is designated for use pursuant to a firm order placed by another customer, (3) it is restricted for use by all carriers, including BellSouth, because of transmission problems or because it is scheduled for removal due to documented changes to roads and infrastructure, or (4) BellSouth has plans to use the fiber within a two-year planning period. BellSouth is not required to place fibers for Dark Fiber Transport if there are none available.

6.4.3.2 BW Consulting is solely responsible for testing the quality of the Dark Fiber Transport to determine its usability and performance specifications.

6.4.3.3 BellSouth shall use its best efforts to provide to BW Consulting information regarding the location, availability and performance of Dark Fiber Transport within ten (10) business days after receiving a request from BW Consulting. Within such time period, BellSouth shall send written confirmation of availability of the Dark Fiber Transport.

6.4.3.4 If the requested Dark Fiber Transport is available, BellSouth shall use its commercially reasonable efforts to provision the Dark Fiber Transport to BW Consulting within twenty (20) business days after BW Consulting submits a valid, error free LSR. Provisioning includes identification of appropriate connection points (e.g., LGX) to enable BW Consulting to connect BW Consulting provided transmission media (e.g., optical fiber) or equipment to the Dark Fiber Transport.

7 Databases

7.1 Call Related Databases are the databases set forth in this Attachment, other than OSS, that are used in signaling networks for billing and collection, or the transmission, routing or other provision of a telecommunications service. Notwithstanding anything to the contrary herein, BellSouth shall only provide unbundled access to BellSouth Switched Access (SWA) 8XX Toll Free Dialing Ten Digit Screening Service, Line Information Database (LIDB), Signaling, Signaling Link Transport, Signaling Transfer Points, SS7 AIN Access, Service Control Point Databases, Local Number Portability Databases, SS7 Network Interconnection, and Calling Name (CNAM) Database Service at the prices set

forth herein where BellSouth is required to provide and is providing unbundled access to local circuit switching to BW Consulting.

- 7.2 To the extent unbundled local circuit switching is converted to market based switching pursuant to Section 4.2.2 of this Attachment, BellSouth may, at its discretion, provide access to BellSouth Switched Access (SWA) 8XX Toll Free Dialing Ten Digit Screening Service, LIDB, Signaling, Signaling Link Transport, Signaling Transfer Points, SS7 AIN Access, Service Control Point\Databases, Local Number Portability Databases, SS7 Network Interconnection, Calling Name (CNAM) at market based rates pursuant to a separate agreement or tariff.

8 BellSouth Switched Access (SWA) 8XX Toll Free Dialing Ten Digit Screening Service

- 8.1 The BellSouth SWA 8XX Toll Free Dialing Ten Digit Screening Service database (8XX SCP Database) is a SCP that contains customer record information and the functionality to provide call-handling instructions for 8XX calls. The 8XX SCP IN software stores data downloaded from the national SMS/8XX database and provides the routing instructions in response to queries from the SSP or tandem. The BellSouth SWA 8XX Toll Free Dialing Ten Digit Screening Service (8XX TFD Service) utilizes the 8XX SCP Database to provide identification and routing of the 8XX calls, based on the ten digits dialed. At BW Consulting's option, 8XX TFD Service is provided with or without POTS number delivery, dialing number delivery, and other optional complex features as selected by BW Consulting.
- 8.2 The 8XX SCP Database is designated to receive and respond to queries using the ANSI Specification of Signaling System Seven (SS7) protocol.

9 Line Information Database

- 9.1 LIDB is a transaction-oriented database accessible through Common Channel Signaling (CCS) networks. For access to LIDB, BW Consulting must purchase appropriate signaling links pursuant to Section 10 of this Attachment. LIDB contains records associated with End User Line Numbers and Special Billing Numbers. LIDB accepts queries from other Network Elements and provides appropriate responses. The query originator need not be the owner of LIDB data. LIDB queries include functions such as screening billed numbers that provides the ability to accept Collect or Third Number Billing calls and validation of Telephone Line Number based non-proprietary calling cards. The interface for the LIDB functionality is the interface between BellSouth's CCS network and other CCS networks. LIDB also interfaces to administrative systems.
- 9.2 Technical Requirements
- 9.2.1 BellSouth will offer to BW Consulting any additional capabilities that are developed for LIDB during the life of this Agreement.

- 9.2.2 BellSouth shall process BW Consulting's customer records in LIDB at least at parity with BellSouth customer records, with respect to other LIDB functions. BellSouth shall indicate to BW Consulting what additional functions (if any) are performed by LIDB in the BellSouth network.
- 9.2.3 Within two (2) weeks after a request by BW Consulting, BellSouth shall provide BW Consulting with a list of the customer data items, which BW Consulting would have to provide in order to support each required LIDB function. The list shall indicate which data items are essential to LIDB function and which are required only to support certain services. For each data item, the list shall show the data formats, the acceptable values of the data item and the meaning of those values.
- 9.2.4 BellSouth shall provide LIDB systems for which operating deficiencies that would result in calls being blocked shall not exceed thirty (30) minutes per year.
- 9.2.5 BellSouth shall provide LIDB systems for which operating deficiencies that would not result in calls being blocked shall not exceed twelve (12) hours per year.
- 9.2.6 BellSouth shall provide LIDB systems for which the LIDB function shall be in overload no more than twelve (12) hours per year.
- 9.2.7 All additions, updates and deletions of BW Consulting data to the LIDB shall be solely at the direction of BW Consulting. Such direction from BW Consulting will not be required where the addition, update or deletion is necessary to perform standard fraud control measures (e.g., calling card auto-deactivation).
- 9.2.8 BellSouth shall provide priority updates to LIDB for BW Consulting data upon BW Consulting's request (e.g., to support fraud detection), via password-protected telephone card, facsimile, or electronic mail within one hour of notice from the established BellSouth contact.
- 9.2.9 BellSouth shall provide LIDB systems such that no more than 0.01% of BW Consulting customer records will be missing from LIDB, as measured by BW Consulting audits. BellSouth will audit BW Consulting records in LIDB against Data Base Administration System (DBAS) to identify record mismatches and provide this data to a designated BW Consulting contact person to resolve the status of the records and BellSouth will update system appropriately. BellSouth will refer record of mismatches to BW Consulting within one (1) business day of audit. Once reconciled records are received back from BW Consulting, BellSouth will update LIDB the same business day if less than 500 records are received before 1:00PM Central Time. If more than 500 records are received, BellSouth will contact BW Consulting to negotiate a time frame for the updates, not to exceed three business days.

- 9.2.10 BellSouth shall perform backup and recovery of all of BW Consulting's data in LIDB including sending to LIDB all changes made since the date of the most recent backup copy, in at least the same time frame BellSouth performs backup and recovery of BellSouth data in LIDB for itself. Currently, BellSouth performs backups of the LIDB for itself on a weekly basis; and when a new software release is scheduled, a backup is performed prior to loading the new release.
- 9.2.11 BellSouth shall provide BW Consulting with LIDB reports of data which are missing or contain errors, as well as any misrouted errors, within a reasonable time period as negotiated between BW Consulting and BellSouth.
- 9.2.12 BellSouth shall prevent any access to or use of BW Consulting data in LIDB by BellSouth personnel that are outside of established administrative and fraud control personnel, or by any other Party that is not authorized by BW Consulting in writing.
- 9.2.13 BellSouth shall provide BW Consulting performance of the LIDB Data Screening function, which allows a LIDB to completely or partially deny specific query originators access to LIDB data owned by specific data owners, for Customer Data that is part of an NPA-NXX or RAO-0/1XX wholly or partially owned by BW Consulting at least at parity with BellSouth Customer Data. BellSouth shall obtain from BW Consulting the screening information associated with LIDB Data Screening of BW Consulting data in accordance with this requirement. BellSouth currently does not have LIDB Data Screening capabilities. When such capability is available, BellSouth shall offer it to BW Consulting under the BFR/NBR process as set forth in Attachment 11.
- 9.2.14 BellSouth shall accept queries to LIDB associated with BW Consulting customer records and shall return responses in accordance with industry standards.
- 9.2.15 BellSouth shall provide mean processing time at the LIDB within 0.50 seconds under normal conditions as defined in industry standards.
- 9.2.16 BellSouth shall provide processing time at the LIDB within 1 second for 99% of all messages under normal conditions as defined in industry standards.
- 9.3 Interface Requirements
- 9.3.1 BellSouth shall offer LIDB in accordance with the requirements of this subsection.
- 9.3.2 The interface to LIDB shall be in accordance with the technical references contained within.
- 9.3.3 The CCS interface to LIDB shall be the standard interface described herein.

- 9.3.4 The LIDB Data Base interpretation of the ANSI-TCAP messages shall comply with the technical reference herein. Global Title Translation (GTT) shall be maintained in the signaling network in order to support signaling network routing to the LIDB.
- 9.3.5 The application of the LIDB rates contained in Exhibit A to this Attachment will be based on a Percent CLEC LIDB Usage (PCLU) factor. BW Consulting shall provide BellSouth a PCLU. The PCLU will be applied to determine the percentage of total LIDB usage to be billed to the other Party at local rates. BW Consulting shall update its PCLU on the first of January, April, July and October and shall send it to BellSouth to be received no later than thirty (30) calendar days after the first of each such month based on local usage for the past three months ending the last day of December, March, June and September, respectively. Requirements associated with PCLU calculation and reporting shall be as set forth in BellSouth's Jurisdictional Factors Reporting Guide, as it is amended from time to time.

10 Signaling

- 10.1 BellSouth shall offer access to signaling and access to BellSouth's signaling databases subject to compatibility testing and at the rates set forth in this Attachment. BellSouth may provide mediated access to BellSouth signaling systems and databases. Available signaling elements include signaling links, signal transfer points and service control points. Signaling functionality will be available with both A-link and B-link connectivity.

10.2 Signaling Link Transport

- 10.2.1 Signaling Link Transport is a set of two (2) or four (4) dedicated 56 kbps transmission paths between BW Consulting designated Signaling Points of Interconnection that provide appropriate physical diversity.
- 10.2.2 Technical Requirements
- 10.2.3 Signaling Link Transport shall consist of full duplex mode 56 kbps transmission paths and shall perform in the following two ways:
- 10.2.3.1 As an "A-link" Signaling Link Transport is a connection between a switch or SCP and a home Signaling Transfer Point switch pair; and
- 10.2.3.2 As a "B-link" Signaling Link Transport is a connection between two Signaling Transfer Point switch pairs in different company networks (e.g., between two Signaling Transfer Point switch pairs for two CLECs).
- 10.2.4 Signaling Link Transport shall consist of two (2) or more signaling link layers as follows:

- 10.2.4.1 An A-link layer shall consist of two (2) links.
- 10.2.4.2 A B-link layer shall consist of four (4) links.
- 10.2.4.3 A signaling link layer shall satisfy interoffice and intraoffice diversity of facilities and equipment, such that:
- 10.2.4.4 No single failure of facilities or equipment causes the failure of both links in an A-link layer (i.e., the links should be provided on a minimum of two (2) separate physical paths end-to-end); and
- 10.2.4.5 No two (2) concurrent failures of facilities or equipment shall cause the failure of all four (4) links in a B-link layer (i.e., the links should be provided on a minimum of three separate physical paths end-to-end).
- 10.2.5 Interface Requirements
- 10.2.5.1 There shall be a DS1 (1.544 Mbps) interface at BW Consulting's designated SPOIs. Each 56 kbps transmission path shall appear as a DS0 channel within the DS1 interface.
- 10.3 Signaling Transfer Points
- 10.3.1 A STP is a signaling network function that includes all of the capabilities provided by the signaling transfer point switches (STPS) and their associated signaling links that enables the exchange of SS7 messages among and between switching elements, database elements and signaling transfer point switches.
- 10.3.2 Technical Requirements
- 10.3.2.1 STPs shall provide access to BellSouth Local Switching or Tandem Switching and to BellSouth Service Control Points/Databases connected to BellSouth SS7 network. STPs also provide access to third-party local or tandem switching and third-party-provided STPs.
- 10.3.2.2 The connectivity provided by STPs shall fully support the functions of all other Network Elements connected to the BellSouth SS7 network. This includes the use of the BellSouth SS7 network to convey messages that neither originate nor terminate at a signaling end point directly connected to the BellSouth SS7 network (i.e., transit messages). When the BellSouth SS7 network is used to convey transit messages, there shall be no alteration of the Integrated Services Digital Network User Part or Transaction Capabilities Application Part (TCAP) user data that constitutes the content of the message.
- 10.3.2.3 If a BellSouth tandem switch routes traffic, based on dialed or translated digits, on SS7 trunks between a BW Consulting local switch and third party local switch, the BellSouth SS7 network shall convey the TCAP messages that are necessary to

provide Call Management features (Automatic Callback, Automatic Recall, and Screening List Editing) between BW Consulting local STPs and the STPs that provide connectivity with the third party local switch, even if the third party local switch is not directly connected to BellSouth STPs.

- 10.3.2.4 STPs shall provide all functions of the SCCP necessary for Class 0 (basic connectionless) service as defined in Telcordia ANSI Interconnection Requirements. This includes GTT and SCCP Management procedures, as specified in ANSI T1.112.4. Where the destination signaling point is a BW Consulting or third party local or tandem switching system directly connected to BellSouth SS7 network, BellSouth shall perform final GTT of messages to the destination and SCCP Subsystem Management of the destination. In all other cases, BellSouth shall perform intermediate GTT of messages to a gateway pair of STPs in an SS7 network connected with BellSouth SS7 network and shall not perform SCCP Subsystem Management of the destination. If BellSouth performs final GTT to a BW Consulting database, then BW Consulting agrees to provide BellSouth with the Destination Point Code for BW Consulting database.
- 10.3.2.5 STPs shall provide all functions of the Operations, Maintenance and Administration Part (OMAP) as specified in applicable industry standard technical references, which may include, where available in BellSouth's network, MTP Routing Verification Test (MRVT) and SCCP Routing Verification Test (SRVT).
- 10.3.2.6 Where the destination signaling point is a BellSouth local or tandem switching system or database, or is a BW Consulting or third party local or tandem switching system directly connected to the BellSouth SS7 network, STPs shall perform MRVT and SRVT to the destination signaling point. In all other cases, STPs shall perform MRVT and SRVT to a gateway pair of STPs in an SS7 network connected with the BellSouth SS7 network. This requirement may be superseded by the specifications for Internetwork MRVT and SRVT when these become approved ANSI standards and available capabilities of BellSouth STPs.

10.4 **SS7**

- 10.4.1 When technically feasible and upon request by BW Consulting, SS7 AIN Access shall be made available in association with switching. SS7 AIN Access is the provisioning of AIN 0.1 triggers in an equipped BellSouth local switch and interconnection of the BellSouth SS7 network with BW Consulting's SS7 network to exchange TCAP queries and responses with a BW Consulting SCP.
- 10.4.2 SS7 AIN Access shall provide BW Consulting SCP access to an equipped BellSouth local switch via interconnection of BellSouth's SS7 and BW Consulting SS7 Networks. BellSouth shall offer SS7 AIN Access through its STPs. If BellSouth requires a mediation device on any part of its network specific to this form of access, BellSouth must route its messages in the same manner. The interconnection arrangement shall result in the BellSouth local switch recognizing

the BW Consulting SCP as at least at parity with BellSouth's SCPs in terms of interfaces, performance and capabilities.

10.4.3 **Interface Requirements**

10.4.3.1 BellSouth shall provide the following STP options to connect BW Consulting or BW Consulting-designated local switching systems to the BellSouth SS7 network:

10.4.3.1.1 An A-link interface from BW Consulting local switching systems; and,

10.4.3.1.2 A B-link interface from BW Consulting local STPs.

10.4.3.2 Each type of interface shall be provided by one or more layers of signaling links.

10.4.3.3 The Signaling Point of Interconnection for each link shall be located at a cross-connect element in the CO where the BellSouth STP is located. There shall be a DS1 or higher rate transport interface at each of the SPOIs. Each signaling link shall appear as a DS0 channel within the DS1 or higher rate interface.

10.4.3.4 BellSouth shall provide intraoffice diversity between the SPOI and BellSouth STPs so that no single failure of intraoffice facilities or equipment shall cause the failure of both B-links in a layer connecting to a BellSouth STP.

10.4.3.5 STPs shall provide all functions of the MTP as defined in the applicable industry standard technical references.

10.4.4 **Message Screening**

10.4.4.1 BellSouth shall set message screening parameters so as to accept valid messages from BW Consulting local or tandem switching systems destined to any signaling point within BellSouth's SS7 network where the BW Consulting switching system has a valid signaling relationship.

10.4.4.2 BellSouth shall set message screening parameters so as to pass valid messages from BW Consulting local or tandem switching systems destined to any signaling point or network accessed through BellSouth's SS7 network where the BW Consulting switching system has a valid signaling relationship.

10.4.4.3 BellSouth shall set message screening parameters so as to accept and pass/send valid messages destined to and from BW Consulting from any signaling point or network interconnected through BellSouth's SS7 network where the BW Consulting SCP has a valid signaling relationship.

10.5 **Service Control Points (SCP)/Databases**

10.5.1 Call Related Databases provide the storage of, access to, and manipulation of information required to offer a particular service and/or capability. BellSouth shall

provide access to the following Databases: Local Number Portability, LIDB, Toll Free Number Database, Automatic Location Identification/Data Management System, and Calling Name Database. BellSouth also provides access to Service Creation Environment and Service Management System (SCE/SMS) application databases and Directory Assistance.

- 10.5.2 A SCP is deployed in a SS7 network that executes service application logic in response to SS7 queries sent to it by a switching system also connected to the SS7 network. Service Management Systems provide operational interfaces to allow for provisioning, administration and maintenance of subscriber data and service application data stored in SCPs.

- 10.5.3 Technical Requirements for SCPs/Databases

- 10.5.3.1 BellSouth shall provide physical access to SCPs through the SS7 network and protocols with TCAP as the application layer protocol.
 - 10.5.3.2 BellSouth shall provide physical interconnection to databases via industry standard interfaces and protocols (e.g. SS7, ISDN and X.25).
 - 10.5.3.3 The reliability of interconnection options shall be consistent with requirements for diversity and survivability.

- 10.6 Local Number Portability Database

- 10.6.1 The Permanent Number Portability (PNP) database supplies routing numbers for calls involving numbers that have been ported from one local service provider to another. BellSouth agrees to provide access to the PNP database at rates, terms and conditions as set forth by BellSouth and in accordance with an effective FCC or Commission directive.

- 10.7 SS7 Network Interconnection

- 10.7.1 SS7 Network Interconnection is the interconnection of BW Consulting local signaling transfer point switches or BW Consulting local or tandem switching systems with BellSouth signaling transfer point switches. This interconnection provides connectivity that enables the exchange of SS7 messages among BellSouth switching systems and databases, BW Consulting local or tandem switching systems, and other third-party switching systems directly connected to the BellSouth SS7 network.
 - 10.7.2 The connectivity provided by SS7 Network Interconnection shall fully support the functions of BellSouth switching systems and databases and BW Consulting or other third-party switching systems with A-link access to the BellSouth SS7 network.

- 10.7.3 If traffic is routed based on dialed or translated digits between a BW Consulting local switching system and a BellSouth or other third-party local switching system, either directly or via a BellSouth tandem switching system, then it is a requirement that the BellSouth SS7 network convey via SS7 Network Interconnection the TCAP messages that are necessary to provide Call Management services (Automatic Callback, Automatic Recall, and Screening List Editing) between the BW Consulting local signaling transfer point switches and BellSouth or other third-party local switch.
- 10.7.4 SS7 Network Interconnection shall provide:
- 10.7.4.1 Signaling Data Link functions, as specified in ANSI T1.111.2;
- 10.7.4.2 Signaling Link functions, as specified in ANSI T1.111.3; and
- 10.7.4.3 Signaling Network Management functions, as specified in ANSI T1.111.4.
- 10.7.5 SS7 Network Interconnection shall provide all functions of the SCCP necessary for Class 0 (basic connectionless) service as specified in ANSI T1.112. This includes GTT and SCCP Management procedures as specified in ANSI T1.112.4. Where the destination signaling point is a BellSouth switching system or DB, or is another third-party local or tandem switching system directly connected to the BellSouth SS7 network, SS7 Network Interconnection shall include final GTT of messages to the destination and SCCP Subsystem Management of the destination. Where the destination signaling point is a BW Consulting local or tandem switching system, SS7 Network Interconnection shall include intermediate GTT of messages to a gateway pair of BW Consulting local STPs and shall not include SCCP Subsystem Management of the destination.
- 10.7.6 SS7 Network Interconnection shall provide all functions of the Integrated Services Digital Network User Part as specified in ANSI T1.113.
- 10.7.7 SS7 Network Interconnection shall provide all functions of the TCAP as specified in ANSI T1.114.
- 10.7.8 If Internetwork MRVT and SRVT become approved ANSI standards and available capabilities of BellSouth STPs, SS7 Network Interconnection may provide these functions of the OMAP.
- 10.7.9 Interface Requirements
- 10.7.9.1 The following SS7 Network Interconnection interface options are available to connect BW Consulting or BW Consulting-designated local or tandem switching systems or signaling transfer point switches to the BellSouth SS7 network:
- 10.7.9.1.1 A-link interface from BW Consulting local or tandem switching systems; and

- 10.7.9.1.2 B-link interface from BW Consulting STPs.
- 10.7.9.2 The Signaling Point of Interconnection for each link shall be located at a cross-connect element in the central office where the BellSouth STP is located. There shall be a DS1 or higher rate transport interface at each of the Signaling Points of interconnection. Each signaling link shall appear as a DS0 channel within the DS1 or higher rate interface.
- 10.7.9.3 BellSouth shall provide intraoffice diversity between the Signaling Points of Interconnection and the BellSouth STP, so that no single failure of intraoffice facilities or equipment shall cause the failure of both B-links in a layer connecting to a BellSouth STP.
- 10.7.9.4 The protocol interface requirements for SS7 Network Interconnection include the MTP, ISDNUP, SCCP, and TCAP. These protocol interfaces shall conform to the applicable industry standard technical references.
- 10.7.9.5 BellSouth shall set message screening parameters to accept messages from BW Consulting local or tandem switching systems destined to any signaling point in the BellSouth SS7 network with which the BW Consulting switching system has a valid signaling relationship.

11 Automatic Location Identification/Data Management System (ALI/DMS)

- 11.1 The ALI/DMS Database contains End User information (including name, address, telephone information, and sometimes special information from the local service provider or End User) used to determine to which PSAP to route the call. The ALI/DMS database is used to provide enhanced routing flexibility for E911. BW Consulting will be required to provide BellSouth daily updates to E911 database. BW Consulting shall also be responsible for providing BellSouth with complete and accurate data for submission to the 911/E911 database for the purpose of providing 911/E911 service to its End Users.
- 11.2 Technical Requirements
 - 11.2.1 BellSouth shall provide BW Consulting the capability of providing updates to the ALI/DMS database. BellSouth shall provide error reports from the ALI/DMS database to BW Consulting after BW Consulting provides End User information for input into the ALI/DMS database.
 - 11.2.2 BW Consulting shall conform to the National Emergency Number Association (NENA) recommended standards for LNP and updating the ALI/DMS database.

12 Calling Name Database Service

- 12.1 CNAM is the ability to associate a name with the calling party number, allowing the End User (to which a call is being terminated) to view the calling party's name before the call is answered. The calling party's information is accessed by queries launched to the CNAM database. This service also provides BW Consulting the opportunity to load and store its subscriber names in the BellSouth CNAM SCPs.
- 12.2 BW Consulting shall submit to BellSouth a notice of its intent to access and utilize BellSouth CNAM Database Services. Said notice shall be in writing no less than sixty (60) calendar days prior to BW Consulting's access to BellSouth's CNAM Database Services and shall be addressed to BW Consulting's Local Contract Manager.
- 12.3 BellSouth's provision of CNAM Database Services to BW Consulting requires interconnection from BW Consulting to BellSouth CNAM SCPs. Such interconnections shall be established pursuant to Attachment 3 of this Agreement.
- 12.4 In order to formulate a CNAM query to be sent to the BellSouth CNAM SCP, BW Consulting shall provide its own CNAM SSP. BW Consulting's CNAM SSPs must be compliant with TR-NWT-001188, "CLASS Calling Name Delivery Generic Requirements".
- 12.5 If BW Consulting elects to access the BellSouth CNAM SCP via a third party CCS7 transport provider, the third party CCS7 provider shall interconnect with the BellSouth CCS7 network according to BellSouth's Common Channel Signaling Interconnection Guidelines and Telcordia's CCS Network Interface Specification document, TR-TSV-000905. In addition, the third party provider shall establish CCS7 interconnection at the BellSouth Local Signal Transfer Points (LSTPs) serving the BellSouth CNAM SCPs that BW Consulting desires to query.
- 12.6 If BW Consulting queries the BellSouth CNAM SCP via a third party national SS7 transport provider, the third party SS7 provider shall interconnect with the BellSouth CCS7 network according to BellSouth's Common Channel Signaling Interconnection Guidelines and Telcordia's CCS Network Interface Specification document, TR-TSV-000905. In addition, the third party provider shall establish SS7 interconnection at one or more of the BellSouth Gateway STPs. The payment of all costs associated with the transport of SS7 signals via a third party will be established by mutual agreement of the Parties and this Agreement shall be amended in accordance with modification of the General Terms and Conditions incorporated herein by this reference.
- 12.7 The mechanism to be used by BW Consulting for initial CNAM record load and/or updates shall be determined by mutual agreement. The initial load and all updates shall be provided by BW Consulting in the BellSouth specified format and shall contain records for every working telephone number that can originate phone calls. It is the responsibility of BW Consulting to provide accurate information to BellSouth on a current basis.

- 12.8 Updates to the SMS shall occur no less than once a week, reflect service order activity affecting either name or telephone number, and involve only record additions, deletions or changes.
- 12.9 BW Consulting CNAM records provided for storage in the BellSouth CNAM SCP shall be available, on a SCP query basis only, to all Parties querying the BellSouth CNAM SCP. Further, CNAM service shall be provided by each Party consistent with state and/or federal regulation.

13 Service Creation Environment and Service Management System (SCE/SMS) Advanced Intelligent Network Access

- 13.1 BellSouth's SCE/SMS AIN Access shall provide BW Consulting the capability to create service applications in a BellSouth SCE and deploy those applications in a BellSouth SMS to a BellSouth SCP.
- 13.2 BellSouth's SCE/SMS AIN Access shall provide access to SCE hardware, software, testing and technical support (e.g., help desk, system administrator) resources available to BW Consulting. Training, documentation, and technical support will address use of SCE and SMS access and administrative functions but will not include support for the creation of a specific service application.
- 13.3 BellSouth SCP shall partition and protect BW Consulting service logic and data from unauthorized access.
- 13.4 When BW Consulting selects SCE/SMS AIN Access, BellSouth shall provide training, documentation, and technical support to enable BW Consulting to use BellSouth's SCE/SMS AIN Access to create and administer applications.
- 13.5 BW Consulting access will be provided via remote data connection (e.g., dial-in, ISDN).
- 13.6 BellSouth shall allow BW Consulting to download data forms and/or tables to BellSouth SCP via BellSouth SMS without intervention from BellSouth.

14 Operational Support Systems

- 14.1 BellSouth has developed and made available electronic interfaces by which BW Consulting may submit LSRs electronically.
- 14.2 LSRs submitted by means of one of these electronic interfaces will incur an OSS electronic ordering charge. An individual LSR will be identified for billing purposes by its Purchase Order Number (PON). LSRs submitted by means other than one of these interactive interfaces (mail, fax, courier, etc.) will incur a manual order charge. All OSS charges are specified in Exhibit A of this Attachment.
- 14.3 Denial/Restoral OSS Charge

- 14.3.1 In the event BW Consulting provides a list of customers to be denied and restored, rather than an LSR, each location on the list will require a separate PON and therefore will be billed as one LSR per location.
- 14.4 Cancellation OSS Charge
- 14.4.1 BW Consulting will incur an OSS charge for an accepted LSR that is later canceled.
- 14.5 Supplements or clarifications to a previously billed LSR will not incur another OSS charge.
- 14.6 Network Elements and Other Services Manual Additive
- 14.6.1 The Commissions in some states have ordered per element manual additive nonrecurring charges (NRC) for Network Elements and Other Services ordered by means other than one of the interactive interfaces. These ordered Network Elements and Other Services manual additive NRCs will apply in these states, rather than the charge per LSR. The per element charges are listed in Exhibit A.

| UNBUNDLED NETWORK ELEMENTS - Florida | | | | | | | | | | | Attachment: 2 | | Exhibit: A | | |
|--|---|------------|------|--|--------|------------|--------------|-------|-------------------------|---|---|--|--|---|---|
| CATEGORY | RATE ELEMENTS | Inter m | Zone | BCS | USOC | RATES (\$) | | | | Svc Order Submitted Elec per LSR | Svc Order Submitted Manually per LSR | Incremental Charge - Manual Svc Order vs. Electronic- 1st | Incremental Charge - Manual Svc Order vs. Electronic- Add'l | Incremental Charge - Manual Svc Order vs. Electronic- Disc 1st | Incremental Charge - Manual Svc Order vs. Electronic- Disc Add'l |
| | | | | | | Rec | Nonrecurring | | Nonrecurring Disconnect | | OSS Rates (\$) | | | | |
| | | | | | | | First | Add'l | First | Add'l | SOME C | SOMAN | SOMAN | SOMAN | SOMAN |
| The "Zone" shown in the sections for stand-alone loops or loops as part of a combination refers to Geographically Deaveraged UNE Zones. To view Geographically Deaveraged UNE Zone Designations by Central Office, refer to internet Website: http://www.interconnection.bellsouth.com/become_a_clec/html/interconnection.htm | | | | | | | | | | | | | | | |
| OPERATIONAL SUPPORT SYSTEMS (OSS) - "REGIONAL RATES" | | | | | | | | | | | | | | | |
| NOTE: (1) CLEC should contact its contract negotiator if it prefers the "state specific" OSS charges as ordered by the State Commissions. The OSS charges currently contained in this rate exhibit are the BellSouth "regional" service ordering charges. CLEC may elect either the state specific Commission ordered rates for the service ordering charges, or CLEC may elect the regional service ordering charge, however, CLEC can not obtain a mixture of the two regardless if CLEC has a interconnection contract established in each of the 9 states. | | | | | | | | | | | | | | | |
| NOTE: (2) Any element that can be ordered electronically will be billed according to the SOME C rate listed in this category. Please refer to BellSouth's Local Ordering Handbook (LOH) to determine if a product can be ordered electronically. For those elements that cannot be ordered electronically at present per the LOH, the listed SOME C rate in this category reflects the charge that would be billed to a CLEC once electronic ordering capabilities come on-line for that element. Otherwise, the manual ordering charge, SOMAN, will be applied to a CLECs bill when it submits an LSR to BellSouth. | | | | | | | | | | | | | | | |
| | OSS - Electronic Service Order Charge, Per Local Service Request (LSR) - UNE Only | | | | SOME C | | 3.50 | 0.00 | 3.50 | 0.00 | | | | | |
| | OSS - Manual Service Order Charge, Per Local Service Request (LSR) - UNE Only | | | | SOMAN | | 11.90 | 0.00 | 1.83 | 0.00 | | | | | |
| UNE SERVICE DATE ADVANCEMENT CHARGE | | | | | | | | | | | | | | | |
| NOTE: The Expedite charge will be maintained commensurate with BellSouth's FCC No.1 Tariff, Section 5 as applicable. | | | | | | | | | | | | | | | |
| | | | | UAL, UEANL, UCL, UEL, UDF, UEO, UDL, UENTW, UDN, UEA, UHL, ULC, USL, U1T12, U1T48, U1TD1, U1TD3, U1TDX, U1TO3, U1TS1, U1TVX, UC1BC, UC1BL, UC1CC, UC1CL, UC1DC, UC1DL, UC1EC, UC1EL, UC1FC, UC1FL, UC1GC, UC1GL, UC1HC, UC1HL, UDL12, UDL48, UDLQ3, UDLX, UE3, ULD12, ULD48, ULDD1, ULDD3, ULDDX, ULDO3, ULDS1, ULDVX, UNC1X, UNC3X, UNCDX, UNCNX, UNCSX, UNCVX, UNLD1, UNLD3, UXTD1, UXTD3, UXTS1, U1TUC, U1TUD, U1TUB, U1TUA | SDASP | | 200.00 | | | | | | | | |
| UNE Expedite Charge per Circuit or Line Assignable USOC, per Day | | | | | | | | | | | | | | | |
| UNBUNDLED EXCHANGE ACCESS LOOP | | | | | | | | | | | | | | | |
| 2-WIRE ANALOG VOICE GRADE LOOP | | | | | | | | | | | | | | | |
| | 2-Wire Analog Voice Grade Loop - Service Level 1- Zone 1 | | 1 | UEANL | UEAL2 | | 10.69 | 49.57 | 22.83 | 25.62 | 6.57 | | | | |
| | 2-Wire Analog Voice Grade Loop - Service Level 1- Zone 2 | | 2 | UEANL | UEAL2 | | 15.20 | 49.57 | 22.83 | 25.62 | 6.57 | | | | |
| | 2-Wire Analog Voice Grade Loop - Service Level 1- Zone 3 | | 3 | UEANL | UEAL2 | | 26.97 | 49.57 | 22.83 | 25.62 | 6.57 | | | | |
| | 2-Wire Analog Voice Grade Loop - Service Level 1- Zone 1 | | 1 | UEANL | UEASL | | 10.69 | 49.57 | 22.83 | 25.62 | 6.57 | | | | |
| | 2-Wire Analog Voice Grade Loop - Service Level 1- Zone 2 | | 2 | UEANL | UEASL | | 15.20 | 49.57 | 22.83 | 25.62 | 6.57 | | | | |
| | 2-Wire Analog Voice Grade Loop - Service Level 1- Zone 3 | | 3 | UEANL | UEASL | | 26.97 | 49.57 | 22.83 | 25.62 | 6.57 | | | | |
| | Unbundled Miscellaneous Rate Element, Tag Loop at End User Premise | | | UEANL | URETL | | 8.33 | 0.83 | | | | | | | |
| | Loop Testing - Basic 1st Half Hour | | | UEANL | URET1 | | 48.65 | 48.65 | | | | | | | |
| | Loop Testing - Basic Additional Half Hour | | | UEANL | URETA | | 23.95 | 23.95 | | | | | | | |

| UNBUNDLED NETWORK ELEMENTS - Florida | | | | | | | | | | | | Attachment: 2 | | Exhibit: A | |
|--------------------------------------|---|---------|------|-------------|-------|------------|--------------|--------|-------------------------|----------------------------------|--------------------------------------|--|--|---|---|
| CATEGORY | RATE ELEMENTS | Interim | Zone | BCS | USOC | RATES (\$) | | | | Svc Order Submitted Elec per LSR | Svc Order Submitted Manually per LSR | Incremental Charge - Manual Svc Order vs. Electronic-1st | Incremental Charge - Manual Svc Order vs. Electronic-Add'l | Incremental Charge - Manual Svc Order vs. Electronic-Disc 1st | Incremental Charge - Manual Svc Order vs. Electronic-Disc Add'l |
| | | | | | | Rec | Nonrecurring | | Nonrecurring Disconnect | | OSS Rates (\$) | | | | |
| | | | | | | | First | Add'l | First | Add'l | SOMEK | SOMAN | SOMAN | SOMAN | SOMAN |
| | CLEC to CLEC Conversion Charge Without Outside Dispatch (UVL-SL1) | | | UEANL | UREWO | | 15.78 | 8.94 | | | | | | | |
| | Unbundled Voice Loop, Non-Design Voice Loop, billing for BST providing make-up (Engineering Information - E.I.) | | | UEANL | UEANM | | 13.49 | | | | | | | | |
| | Manual Order Coordination for UVL-SL1s (per loop) | | | UEANL | UEAMC | | 9.00 | 9.00 | | | | | | | |
| | Order Coordination for Specified Conversion Time for UVL-SL1 (per LSR) | | | UEANL | OCOSL | | 23.02 | | | | | | | | |
| | 2-WIRE Unbundled COPPER LOOP | | | | | | | | | | | | | | |
| | 2-Wire Unbundled Copper Loop - Non-Designed Zone 1 | I | 1 | UEQ | UEQ2X | 7.69 | 44.98 | 20.90 | 24.88 | 6.45 | | | | | |
| | 2 Wire Unbundled Copper Loop - Non-Designed - Zone 2 | I | 2 | UEQ | UEQ2X | 10.92 | 44.98 | 20.90 | 24.88 | 6.45 | | | | | |
| | 2 Wire Unbundled Copper Loop - Non-Designed - Zone 3 | I | 3 | UEQ | UEQ2X | 19.38 | 44.98 | 20.90 | 24.88 | 6.45 | | | | | |
| | Unbundled Miscellaneous Rate Element, Tag Loop at End User Premise | | | UEQ | URETL | | 8.33 | 0.83 | | | | | | | |
| | Manual Order Coordination 2 Wire Unbundled Copper Loop - Non-Designed (per loop) | | | UEQ | USBMC | | 9.00 | | | | | | | | |
| | Unbundled Copper Loop, Non-Design Cooper Loop, billing for BST providing make-up (Engineering Information - E.I.) | | | UEQ | UEOMU | | 13.49 | | | | | | | | |
| | Loop Testing - Basic 1st Half Hour | | | UEQ | URET1 | | 48.65 | 48.65 | | | | | | | |
| | Loop Testing - Basic Additional Half Hour | | | UEQ | URETA | | 23.95 | 23.95 | | | | | | | |
| | CLEC to CLEC Conversion Charge Without Outside Dispatch (UCL-ND) | | | UEQ | UREWO | | 14.27 | 7.43 | | | | | | | |
| | UNBUNDLED EXCHANGE ACCESS LOOP | | | | | | | | | | | | | | |
| | 2-WIRE ANALOG VOICE GRADE LOOP | | | | | | | | | | | | | | |
| | 2 Wire Analog Voice Grade Loop-Service Level 1-Line Splitting-Zone 1 | | 1 | UEPSR UEPSB | UEALS | 10.69 | 49.57 | 22.83 | 25.62 | 6.57 | | | | | |
| | 2 Wire Analog Voice Grade Loop-Service Level 1-Line Splitting-Zone 1 | | 1 | UEPSR UEPSB | UEABS | 10.69 | 49.57 | 22.83 | 25.62 | 6.57 | | | | | |
| | 2 Wire Analog Voice Grade Loop-Service Level 1-Line Splitting-Zone 2 | | 2 | UEPSR UEPSB | UEALS | 15.20 | 49.57 | 22.83 | 25.62 | 6.57 | | | | | |
| | 2 Wire Analog Voice Grade Loop-Service Level 1-Line Splitting-Zone 2 | | 2 | UEPSR UEPSB | UEABS | 15.20 | 49.57 | 22.83 | 25.62 | 6.57 | | | | | |
| | 2 Wire Analog Voice Grade Loop-Service Level 1-Line Splitting-Zone 3 | | 3 | UEPSR UEPSB | UEALS | 26.97 | 49.57 | 22.83 | 25.62 | 6.57 | | | | | |
| | 2 Wire Analog Voice Grade Loop-Service Level 1-Line Splitting-Zone 3 | | 3 | UEPSR UEPSB | UEABS | 26.97 | 49.57 | 22.83 | 25.62 | 6.57 | | | | | |
| | UNBUNDLED EXCHANGE ACCESS LOOP | | | | | | | | | | | | | | |
| | 2-WIRE ANALOG VOICE GRADE LOOP | | | | | | | | | | | | | | |
| | 2-Wire Analog Voice Grade Loop - Service Level 2 w/Loop or Ground Start Signaling - Zone 1 | | 1 | UEA | UEAL2 | 12.24 | 135.75 | 82.47 | 63.53 | 12.01 | | | | | |
| | 2-Wire Analog Voice Grade Loop - Service Level 2 w/Loop or Ground Start Signaling - Zone 2 | | 2 | UEA | UEAL2 | 17.40 | 135.75 | 82.47 | 63.53 | 12.01 | | | | | |
| | 2-Wire Analog Voice Grade Loop - Service Level 2 w/Loop or Ground Start Signaling - Zone 3 | | 3 | UEA | UEAL2 | 30.87 | 135.75 | 82.47 | 63.53 | 12.01 | | | | | |
| | Order Coordination for Specified Conversion Time (per LSR) | | | UEA | OCOSL | | 23.02 | | | | | | | | |
| | 2-Wire Analog Voice Grade Loop - Service Level 2 w/Reverse Battery Signaling - Zone 1 | | 1 | UEA | UEAR2 | 12.24 | 135.75 | 82.47 | 63.53 | 12.01 | | | | | |
| | 2-Wire Analog Voice Grade Loop - Service Level 2 w/Reverse Battery Signaling - Zone 2 | | 2 | UEA | UEAR2 | 17.40 | 135.75 | 82.47 | 63.53 | 12.01 | | | | | |
| | 2-Wire Analog Voice Grade Loop - Service Level 2 w/Reverse Battery Signaling - Zone 3 | | 3 | UEA | UEAR2 | 30.87 | 135.75 | 82.47 | 63.53 | 12.01 | | | | | |
| | Order Coordination for Specified Conversion Time (per LSR) | | | UEA | OCOSL | | 23.02 | | | | | | | | |
| | CLEC to CLEC Conversion Charge without outside dispatch | | | UEA | UREWO | | 87.71 | 36.35 | | | | | | | |
| | Loop Tagging - Service Level 2 (SL2) | | | UEA | URETL | | 11.21 | 1.10 | | | | | | | |
| | 4-WIRE ANALOG VOICE GRADE LOOP | | | | | | | | | | | | | | |
| | 4-Wire Analog Voice Grade Loop - Zone 1 | | 1 | UEA | UEAL4 | 18.89 | 167.86 | 115.15 | 67.08 | 15.56 | | | | | |
| | 4-Wire Analog Voice Grade Loop - Zone 2 | | 2 | UEA | UEAL4 | 26.84 | 167.86 | 115.15 | 67.08 | 15.56 | | | | | |
| | 4-Wire Analog Voice Grade Loop - Zone 3 | | 3 | UEA | UEAL4 | 47.62 | 167.86 | 115.15 | 67.08 | 15.56 | | | | | |
| | Order Coordination for Specified Conversion Time (per LSR) | | | UEA | OCOSL | | 23.02 | | | | | | | | |
| | CLEC to CLEC Conversion Charge without outside dispatch | | | UEA | UREWO | | 87.71 | 36.35 | | | | | | | |

| UNBUNDLED NETWORK ELEMENTS - Florida | | | | | | | | | | | | | Attachment: 2 | | Exhibit: A | |
|--------------------------------------|---|---------|------|-----|-------|------------|--------------|--------|-------------------------|-------|----------------------------------|--------------------------------------|--|--|---|---|
| CATEGORY | RATE ELEMENTS | Interim | Zone | BCS | USOC | RATES (\$) | | | | | Svc Order Submitted Elec per LSR | Svc Order Submitted Manually per LSR | Incremental Charge - Manual Svc Order vs. Electronic-1st | Incremental Charge - Manual Svc Order vs. Electronic-Add'l | Incremental Charge - Manual Svc Order vs. Electronic-Disc 1st | Incremental Charge - Manual Svc Order vs. Electronic-Disc Add'l |
| | | | | | | Rec | Nonrecurring | | Nonrecurring Disconnect | | OSS Rates (\$) | | | | | |
| | | | | | | | First | Add'l | First | Add'l | SOMEK | SOMAN | SOMAN | SOMAN | SOMAN | SOMAN |
| | 2-WIRE ISDN DIGITAL GRADE LOOP | | | | | | | | | | | | | | | |
| | 2-Wire ISDN Digital Grade Loop - Zone 1 | | 1 | UDN | U1L2X | 19.28 | 147.69 | 94.41 | 62.23 | 10.71 | | | | | | |
| | 2-Wire ISDN Digital Grade Loop - Zone 2 | | 2 | UDN | U1L2X | 27.40 | 147.69 | 94.41 | 62.23 | 10.71 | | | | | | |
| | 2-Wire ISDN Digital Grade Loop - Zone 3 | | 3 | UDN | U1L2X | 48.62 | 147.69 | 94.41 | 62.23 | 10.71 | | | | | | |
| | Order Coordination For Specified Conversion Time (per LSR) | | | UDN | OCOSL | | 23.02 | | | | | | | | | |
| | CLEC to CLEC Conversion Charge without outside dispatch | | | UDN | UREWO | | 91.61 | 44.15 | | | | | | | | |
| | 2-WIRE ASYMMETRICAL DIGITAL SUBSCRIBER LINE (ADSL) COMPATIBLE LOOP | | | | | | | | | | | | | | | |
| | 2 Wire Unbundled ADSL Loop including manual service inquiry & facility reservation - Zone 1 | | 1 | UAL | UAL2X | 8.30 | 149.53 | 103.85 | 75.05 | 15.63 | | | | | | |
| | 2 Wire Unbundled ADSL Loop including manual service inquiry & facility reservation - Zone 2 | | 2 | UAL | UAL2X | 11.80 | 149.53 | 103.85 | 75.05 | 15.63 | | | | | | |
| | 2 Wire Unbundled ADSL Loop including manual service inquiry & facility reservation - Zone 3 | | 3 | UAL | UAL2X | 20.94 | 149.53 | 103.85 | 75.05 | 15.63 | | | | | | |
| | Order Coordination for Specified Conversion Time (per LSR) | | | UAL | OCOSL | | 23.02 | | | | | | | | | |
| | 2 Wire Unbundled ADSL Loop without manual service inquiry & facility reservation - Zone 1 | | 1 | UAL | UAL2W | 8.30 | 124.83 | 71.12 | 60.64 | 9.12 | | | | | | |
| | 2 Wire Unbundled ADSL Loop without manual service inquiry & facility reservation - Zone 2 | | 2 | UAL | UAL2W | 11.80 | 124.83 | 71.12 | 60.64 | 9.12 | | | | | | |
| | 2 Wire Unbundled ADSL Loop without manual service inquiry & facility reservation - Zone 3 | | 3 | UAL | UAL2W | 20.94 | 124.83 | 71.12 | 60.64 | 9.12 | | | | | | |
| | Order Coordination for Specified Conversion Time (per LSR) | | | UAL | OCOSL | | 23.02 | | | | | | | | | |
| | CLEC to CLEC Conversion Charge without outside dispatch | | | UAL | UREWO | | 86.19 | 40.39 | | | | | | | | |
| | 2-WIRE HIGH BIT RATE DIGITAL SUBSCRIBER LINE (HDSL) COMPATIBLE LOOP | | | | | | | | | | | | | | | |
| | 2 Wire Unbundled HDSL Loop including manual service inquiry & facility reservation - Zone 1 | | 1 | UHL | UHL2X | 7.22 | 159.09 | 113.41 | 75.05 | 15.63 | | | | | | |
| | 2 Wire Unbundled HDSL Loop including manual service inquiry & facility reservation - Zone 2 | | 2 | UHL | UHL2X | 10.26 | 159.09 | 113.41 | 75.05 | 15.63 | | | | | | |
| | 2 Wire Unbundled HDSL Loop including manual service inquiry & facility reservation - Zone 3 | | 3 | UHL | UHL2X | 18.21 | 159.09 | 113.41 | 75.05 | 15.63 | | | | | | |
| | Order Coordination for Specified Conversion Time (per LSR) | | | UHL | OCOSL | | 23.02 | | | | | | | | | |
| | 2 Wire Unbundled HDSL Loop without manual service inquiry and facility reservation - Zone 1 | | 1 | UHL | UHL2W | 7.22 | 134.40 | 80.69 | 60.64 | 9.12 | | | | | | |
| | 2 Wire Unbundled HDSL Loop without manual service inquiry and facility reservation - Zone 2 | | 2 | UHL | UHL2W | 10.26 | 134.40 | 80.69 | 60.64 | 9.12 | | | | | | |
| | 2 Wire Unbundled HDSL Loop without manual service inquiry and facility reservation - Zone 3 | | 3 | UHL | UHL2W | 18.21 | 134.40 | 80.69 | 60.64 | 9.12 | | | | | | |
| | Order Coordination for Specified Conversion Time (per LSR) | | | UHL | OCOSL | | 23.02 | | | | | | | | | |
| | CLEC to CLEC Conversion Charge without outside dispatch | | | UHL | UREWO | | 86.12 | 40.39 | | | | | | | | |
| | 4-WIRE HIGH BIT RATE DIGITAL SUBSCRIBER LINE (HDSL) COMPATIBLE LOOP | | | | | | | | | | | | | | | |
| | 4 Wire Unbundled HDSL Loop including manual service inquiry and facility reservation - Zone 1 | | 1 | UHL | UHL4X | 10.86 | 193.31 | 138.98 | 77.15 | 12.61 | | | | | | |
| | 4-Wire Unbundled HDSL Loop including manual service inquiry and facility reservation - Zone 2 | | 2 | UHL | UHL4X | 15.44 | 193.31 | 138.98 | 77.15 | 12.61 | | | | | | |
| | 4-Wire Unbundled HDSL Loop including manual service inquiry and facility reservation - Zone 3 | | 3 | UHL | UHL4X | 27.39 | 193.31 | 138.98 | 77.15 | 12.61 | | | | | | |
| | Order Coordination for Specified Conversion Time (per LSR) | | | UHL | OCOSL | | 23.02 | | | | | | | | | |
| | 4-Wire Unbundled HDSL Loop without manual service inquiry and facility reservation - Zone 1 | | 1 | UHL | UHL4W | 10.86 | 168.62 | 115.47 | 62.74 | 11.22 | | | | | | |
| | 4-Wire Unbundled HDSL Loop without manual service inquiry and facility reservation - Zone 2 | | 2 | UHL | UHL4W | 15.44 | 168.62 | 115.47 | 62.74 | 11.22 | | | | | | |
| | 4-Wire Unbundled HDSL Loop without manual service inquiry and facility reservation - Zone 3 | | 3 | UHL | UHL4W | 27.39 | 168.62 | 115.47 | 62.74 | 11.22 | | | | | | |
| | Order Coordination for Specified Conversion Time (per LSR) | | | UHL | OCOSL | | 23.02 | | | | | | | | | |
| | CLEC to CLEC Conversion Charge without outside dispatch | | | UHL | UREWO | | 86.12 | 40.39 | | | | | | | | |
| | 4-WIRE DS1 DIGITAL LOOP | | | | | | | | | | | | | | | |
| | 4-Wire DS1 Digital Loop - Zone 1 | | 1 | USL | USLXX | 70.74 | 313.75 | 181.48 | 61.22 | 13.53 | | | | | | |
| | 4-Wire DS1 Digital Loop - Zone 2 | | 2 | USL | USLXX | 100.54 | 313.75 | 181.48 | 61.22 | 13.53 | | | | | | |
| | 4-Wire DS1 Digital Loop - Zone 3 | | 3 | USL | USLXX | 178.39 | 313.75 | 181.48 | 61.22 | 13.53 | | | | | | |
| | Order Coordination for Specified Conversion Time (per LSR) | | | USL | OCOSL | | 23.02 | | | | | | | | | |

| UNBUNDLED NETWORK ELEMENTS - Florida | | | | | | | | | | | | Attachment: 2 | | Exhibit: A | | |
|--------------------------------------|---|---------|------|---|-------|------------|--------------|--------|-------------------------|----------------------------------|--------------------------------------|--|--|---|---|-------|
| CATEGORY | RATE ELEMENTS | Interim | Zone | BCS | USOC | RATES (\$) | | | | Svc Order Submitted Elec per LSR | Svc Order Submitted Manually per LSR | Incremental Charge - Manual Svc Order vs. Electronic-1st | Incremental Charge - Manual Svc Order vs. Electronic-Add'l | Incremental Charge - Manual Svc Order vs. Electronic-Disc 1st | Incremental Charge - Manual Svc Order vs. Electronic-Disc Add'l | |
| | | | | | | Rec | Nonrecurring | | Nonrecurring Disconnect | | OSS Rates (\$) | | | | | |
| | | | | | | | First | Add'l | First | Add'l | SOMEc | SOMAN | SOMAN | SOMAN | SOMAN | SOMAN |
| | CLEC to CLEC Conversion Charge without outside dispatch | | | USL | UREWO | | 101.07 | 43.04 | | | | | | | | |
| | 4-WIRE 19.2, 56 OR 64 KBPS DIGITAL GRADE LOOP | | | | | | | | | | | | | | | |
| | 4 Wire Unbundled Digital 19.2 Kbps | | 1 | UDL | UDL19 | 22.20 | 161.56 | 108.85 | 67.08 | 15.56 | | | | | | |
| | 4 Wire Unbundled Digital 19.2 Kbps | | 2 | UDL | UDL19 | 31.56 | 161.56 | 108.85 | 67.08 | 15.56 | | | | | | |
| | 4 Wire Unbundled Digital 19.2 Kbps | | 3 | UDL | UDL19 | 55.99 | 161.56 | 108.85 | 67.08 | 15.56 | | | | | | |
| | 4 Wire Unbundled Digital Loop 56 Kbps - Zone 1 | | 1 | UDL | UDL56 | 22.20 | 161.56 | 108.85 | 67.08 | 15.56 | | | | | | |
| | 4 Wire Unbundled Digital Loop 56 Kbps - Zone 2 | | 2 | UDL | UDL56 | 31.56 | 161.56 | 108.85 | 67.08 | 15.56 | | | | | | |
| | 4 Wire Unbundled Digital Loop 56 Kbps - Zone 3 | | 3 | UDL | UDL56 | 55.99 | 161.56 | 108.85 | 67.08 | 15.56 | | | | | | |
| | Order Coordination for Specified Conversion Time (per LSR) | | | UDL | OCOSL | | 23.02 | | | | | | | | | |
| | 4 Wire Unbundled Digital Loop 64 Kbps - Zone 1 | | 1 | UDL | UDL64 | 22.20 | 161.56 | 108.85 | 67.08 | 15.56 | | | | | | |
| | 4 Wire Unbundled Digital Loop 64 Kbps - Zone 2 | | 2 | UDL | UDL64 | 31.56 | 161.56 | 108.85 | 67.08 | 15.56 | | | | | | |
| | 4 Wire Unbundled Digital Loop 64 Kbps - Zone 3 | | 3 | UDL | UDL64 | 55.99 | 161.56 | 108.85 | 67.08 | 15.56 | | | | | | |
| | Order Coordination for Specified Conversion Time (per LSR) | | | UDL | OCOSL | | 23.02 | | | | | | | | | |
| | CLEC to CLEC Conversion Charge without outside dispatch | | | UDL | UREWO | | 102.11 | 49.74 | | | | | | | | |
| | 2-WIRE Unbundled COPPER LOOP | | | | | | | | | | | | | | | |
| | 2-Wire Unbundled Copper Loop-Designed including manual service inquiry & facility reservation - Zone 1 | | 1 | UCL | UCLPB | 8.30 | 148.50 | 102.82 | 75.05 | 15.63 | | | | | | |
| | 2-Wire Unbundled Copper Loop-Designed including manual service inquiry & facility reservation - Zone 2 | | 2 | UCL | UCLPB | 11.80 | 148.50 | 102.82 | 75.05 | 15.63 | | | | | | |
| | 2 Wire Unbundled Copper Loop-Designed including manual service inquiry & facility reservation - Zone 3 | | 3 | UCL | UCLPB | 20.94 | 148.50 | 102.82 | 75.05 | 15.63 | | | | | | |
| | Order Coordination for Unbundled Copper Loops (per loop) | | | UCL | UCLMC | | 9.00 | 9.00 | | | | | | | | |
| | 2-Wire Unbundled Copper Loop-Designed without manual service inquiry and facility reservation - Zone 1 | | 1 | UCL | UCLPW | 8.30 | 123.81 | 70.09 | 60.64 | 9.12 | | | | | | |
| | 2-Wire Unbundled Copper Loop-Designed without manual service inquiry and facility reservation - Zone 2 | | 2 | UCL | UCLPW | 11.80 | 123.81 | 70.09 | 60.64 | 9.12 | | | | | | |
| | 2-Wire Unbundled Copper Loop-Designed without manual service inquiry and facility reservation - Zone 3 | | 3 | UCL | UCLPW | 20.94 | 123.81 | 70.09 | 60.64 | 9.12 | | | | | | |
| | Order Coordination for Unbundled Copper Loops (per loop) | | | UCL | UCLMC | | 9.00 | 9.00 | | | | | | | | |
| | CLEC to CLEC Conversion Charge without outside dispatch (UCL -Des) | | | UCL | UREWO | | 97.21 | 42.47 | | | | | | | | |
| | 4-WIRE COPPER LOOP | | | | | | | | | | | | | | | |
| | 4-Wire Copper Loop-Designed including manual service inquiry and facility reservation - Zone 1 | | 1 | UCL | UCL4S | 11.83 | 177.87 | 132.76 | 77.15 | 17.73 | | | | | | |
| | 4-Wire Copper Loop-Designed including manual service inquiry and facility reservation - Zone 2 | | 2 | UCL | UCL4S | 16.81 | 177.87 | 132.76 | 77.15 | 17.73 | | | | | | |
| | 4-Wire Copper Loop-Designed including manual service inquiry and facility reservation - Zone 3 | | 3 | UCL | UCL4S | 29.82 | 177.87 | 132.76 | 77.15 | 17.73 | | | | | | |
| | Order Coordination for Unbundled Copper Loops (per loop) | | | UCL | UCLMC | | 9.00 | 9.00 | | | | | | | | |
| | 4-Wire Copper Loop-Designed without manual service inquiry and facility reservation - Zone 1 | | 1 | UCL | UCL4W | 11.83 | 153.18 | 100.03 | 62.74 | 11.22 | | | | | | |
| | 4-Wire Copper Loop-Designed without manual service inquiry and facility reservation - Zone 2 | | 2 | UCL | UCL4W | 16.81 | 153.18 | 100.03 | 62.74 | 11.22 | | | | | | |
| | 4-Wire Copper Loop-Designed without manual service inquiry and facility reservation - Zone 3 | | 3 | UCL | UCL4W | 29.82 | 153.18 | 100.03 | 62.74 | 11.22 | | | | | | |
| | Order Coordination for Unbundled Copper Loops (per loop) | | | UCL | UCLMC | | 9.00 | 9.00 | | | | | | | | |
| | CLEC to CLEC Conversion Charge without outside dispatch | | | UCL | UREWO | | 97.21 | 42.47 | | | | | | | | |
| LOOP MODIFICATION | | | | | | | | | | | | | | | | |
| | Unbundled Loop Modification, Removal of Load Coils - 2 Wire pair less than or equal to 18k ft. per Unbundled Loop | | | UAL, UHL, UCL, UEQ, ULS, UEA, UEANL, UEPSR, UEPSB | ULM2L | | 0.00 | 0.00 | | | | | | | | |
| | Unbundled Loop Modification Removal of Load Coils - 4 Wire less than or equal to 18K ft. per Unbundled Loop | | | UHL, UCL, UEA | ULM4L | | 0.00 | 0.00 | | | | | | | | |
| | Unbundled Loop Modification Removal of Bridged Tap Removal, per unbundled loop | | | UAL, UHL, UCL, UEQ, ULS, UEA, UEANL, UEPSR, UEPSB | ULMBT | | 10.52 | 10.52 | | | | | | | | |
| SUB-LOOPS | | | | | | | | | | | | | | | | |

| UNBUNDLED NETWORK ELEMENTS - Florida | | | | | | | | | | | | | | Attachment: 2 | | Exhibit: A | |
|--|--|-------------|------|-------------------------|-------|------------|--------------|-------|-------------------------|-------|---|---|--|--|---|---|--|
| CATEGORY | RATE ELEMENTS | Interi m | Zone | BCS | USOC | RATES (\$) | | | | | Svc Order Submitted Elec per LSR | Svc Order Submitted Manually per LSR | Incremental Charge - Manual Svc Order vs. Electronic- 1st | Incremental Charge - Manual Svc Order vs. Electronic- Add'l | Incremental Charge - Manual Svc Order vs. Electronic- Disc 1st | Incremental Charge - Manual Svc Order vs. Electronic- Disc Add'l | |
| | | | | | | Rec | Nonrecurring | | Nonrecurring Disconnect | | OSS Rates (\$) | | | | | | |
| | | | | | | | First | Add'l | First | Add'l | SOMEC | SOMAN | SOMAN | SOMAN | SOMAN | SOMAN | |
| | Sub-Loop Distribution | | | | | | | | | | | | | | | | |
| | Sub-Loop - Per Cross Box Location - CLEC Feeder Facility Set-Up | I | | UEANL | USBSA | | 487.23 | | | | | | | | | | |
| | Sub-Loop - Per Cross Box Location - Per 25 Pair Panel Set-Up | I | | UEANL | USBSB | | 6.25 | | | | | | | | | | |
| | Sub-Loop - Per Building Equipment Room - CLEC Feeder Facility Set-Up | I | | UEANL | USBSC | | 169.25 | | | | | | | | | | |
| | Sub-Loop - Per Building Equipment Room - Per 25 Pair Panel Set-Up | I | | UEANL | USBSD | | 38.65 | | | | | | | | | | |
| | Sub-Loop Distribution Per 2-Wire Analog Voice Grade Loop - Zone 1 | | 1 | UEANL | USBN2 | 6.46 | 60.19 | 21.78 | 47.50 | 5.26 | | | | | | | |
| | Sub-Loop Distribution Per 2-Wire Analog Voice Grade Loop - Zone 2 | | 2 | UEANL | USBN2 | 9.18 | 60.19 | 21.78 | 47.50 | 5.26 | | | | | | | |
| | Sub-Loop Distribution Per 2-Wire Analog Voice Grade Loop - Zone 3 | | 3 | UEANL | USBN2 | 16.29 | 60.19 | 21.78 | 47.50 | 5.26 | | | | | | | |
| | Order Coordination for Unbundled Sub-Loops, per sub-loop pair | | | UEANL | USBMC | | 9.00 | 9.00 | | | | | | | | | |
| | Sub-Loop Distribution Per 4-Wire Analog Voice Grade Loop - Zone 1 | | 1 | UEANL | USBN4 | 7.37 | 68.83 | 30.42 | 49.71 | 6.60 | | | | | | | |
| | Sub-Loop Distribution Per 4-Wire Analog Voice Grade Loop - Zone 2 | | 2 | UEANL | USBN4 | 10.47 | 68.83 | 30.42 | 49.71 | 6.60 | | | | | | | |
| | Sub-Loop Distribution Per 4-Wire Analog Voice Grade Loop - Zone 3 | | 3 | UEANL | USBN4 | 18.58 | 68.83 | 30.42 | 49.71 | 6.60 | | | | | | | |
| | Order Coordination for Unbundled Sub-Loops, per sub-loop pair | | | UEANL | USBMC | | 9.00 | 9.00 | | | | | | | | | |
| | Sub-Loop 2-Wire Intrabuilding Network Cable (INC) | I | | UEANL | USBR2 | 3.96 | 51.84 | 13.44 | 47.50 | 5.26 | | | | | | | |
| | Order Coordination for Unbundled Sub-Loops, per sub-loop pair | | | UEANL | USBMC | | 9.00 | 9.00 | | | | | | | | | |
| | Sub-Loop 4-Wire Intrabuilding Network Cable (INC) | I | | UEANL | USBR4 | 9.37 | 55.91 | 17.51 | 49.71 | 6.60 | | | | | | | |
| | Order Coordination for Unbundled Sub-Loops, per sub-loop pair | | | UEANL | USBMC | | 9.00 | 9.00 | | | | | | | | | |
| | Loop Testing - Basic 1st Half Hour | | | UEANL | URET1 | | 48.65 | 48.65 | | | | | | | | | |
| | Loop Testing - Basic Additional Half Hour | | | UEANL | URETA | | 23.95 | 23.95 | | | | | | | | | |
| | 2 Wire Copper Unbundled Sub-Loop Distribution - Zone 1 | I | 1 | UEF | UCS2X | 5.15 | 60.19 | 21.78 | 47.50 | 5.26 | | | | | | | |
| | 2 Wire Copper Unbundled Sub-Loop Distribution - Zone 2 | I | 2 | UEF | UCS2X | 7.31 | 60.19 | 21.78 | 47.50 | 5.26 | | | | | | | |
| | 2 Wire Copper Unbundled Sub-Loop Distribution - Zone 3 | I | 3 | UEF | UCS2X | 12.98 | 60.19 | 21.78 | 47.50 | 5.26 | | | | | | | |
| | Order Coordination for Unbundled Sub-Loops, per sub-loop pair | | | UEF | USBMC | | 9.00 | 9.00 | | | | | | | | | |
| | 4 Wire Copper Unbundled Sub-Loop Distribution - Zone 1 | I | 1 | UEF | UCS4X | 5.36 | 68.83 | 30.42 | 49.71 | 6.60 | | | | | | | |
| | 4 Wire Copper Unbundled Sub-Loop Distribution - Zone 2 | I | 2 | UEF | UCS4X | 7.61 | 68.83 | 30.42 | 49.71 | 6.60 | | | | | | | |
| | 4 Wire Copper Unbundled Sub-Loop Distribution - Zone 3 | I | 3 | UEF | UCS4X | 13.51 | 68.83 | 30.42 | 49.71 | 6.60 | | | | | | | |
| | Order Coordination for Unbundled Sub-Loops, per sub-loop pair | | | UEF | USBMC | | 9.00 | 9.00 | | | | | | | | | |
| | Loop Testing - Basic 1st Half Hour | | | UEF | URET1 | | 48.65 | 48.65 | | | | | | | | | |
| | Loop Testing - Basic Additional Half Hour | | | UEF | URETA | | 23.95 | 23.95 | | | | | | | | | |
| | Unbundled Network Terminating Wire (UNTW) | | | | | | | | | | | | | | | | |
| | Unbundled Network Terminating Wire (UNTW) per Pair | | | UENTW | UENPP | 0.4572 | 18.02 | | | | | | | | | | |
| | Network Interface Device (NID) | | | | | | | | | | | | | | | | |
| | Network Interface Device (NID) - 1-2 lines | | | UENTW | UND12 | | 71.49 | 48.87 | | | | | | | | | |
| | Network Interface Device (NID) - 1-6 lines | | | UENTW | UND16 | | 113.89 | 89.07 | | | | | | | | | |
| | Network Interface Device Cross Connect - 2 W | | | UENTW | UNDC2 | | 7.63 | 7.63 | | | | | | | | | |
| | Network Interface Device Cross Connect - 4W | | | UENTW | UNDC4 | | 7.63 | 7.63 | | | | | | | | | |
| UNE OTHER, PROVISIONING ONLY - NO RATE | | | | | | | | | | | | | | | | | |
| | NID - Dispatch and Service Order for NID installation | | | UENTW | UNDBX | 0.00 | 0.00 | | | | | | | | | | |
| | UNTW Circuit Id Establishment, Provisioning Only - No Rate | | | UENTW | UENCE | 0.00 | 0.00 | | | | | | | | | | |
| | Unbundled Contract Name, Provisioning Only - No Rate | | | UEANL,UEF,UEQ,U ENTW | UNECN | 0.00 | 0.00 | | | | | | | | | | |
| UNE OTHER, PROVISIONING ONLY - NO RATE | | | | | | | | | | | | | | | | | |

| UNBUNDLED NETWORK ELEMENTS - Florida | | | | | | | | | | | | Attachment: 2 | | Exhibit: A | |
|--|---|---------|------|---------------------------------|-------|------------|--------------|--------|-------------------------|----------------------------------|--------------------------------------|--|--|---|---|
| CATEGORY | RATE ELEMENTS | Interim | Zone | BCS | USOC | RATES (\$) | | | | Svc Order Submitted Elec per LSR | Svc Order Submitted Manually per LSR | Incremental Charge - Manual Svc Order vs. Electronic-1st | Incremental Charge - Manual Svc Order vs. Electronic-Add'l | Incremental Charge - Manual Svc Order vs. Electronic-Disc 1st | Incremental Charge - Manual Svc Order vs. Electronic-Disc Add'l |
| | | | | | | Rec | Nonrecurring | | Nonrecurring Disconnect | | OSS Rates (\$) | | | | |
| | | | | | | | First | Add'l | First | Add'l | SOMEC | SOMAN | SOMAN | SOMAN | SOMAN |
| | Unbundled Contact Name, Provisioning Only - no rate | | | UAL,UCL,UDC,UDL,UDN,UEA,UHL,ULC | UNECN | 0.00 | 0.00 | | | | | | | | |
| | Unbundled Sub-Loop Feeder-2 Wire Cross Box Jumper - no rate | | | UEA,UDN,UCL,UDC | USBFO | 0.00 | 0.00 | | | | | | | | |
| | Unbundled Sub-Loop Feeder-4 Wire Cross Box Jumper - no rate | | | UEA,USL,UCL,UDL | USBFR | 0.00 | 0.00 | | | | | | | | |
| | Unbundled DS1 Loop - Superframe Format Option - no rate | | | USL | CCOSF | 0.00 | 0.00 | | | | | | | | |
| | Unbundled DS1 Loop - Expanded Superframe Format option - no rate | | | USL | CCOEF | 0.00 | 0.00 | | | | | | | | |
| HIGH CAPACITY UNBUNDLED LOCAL LOOP | | | | | | | | | | | | | | | |
| | High Capacity Unbundled Local Loop - DS3 - Per Mile per month | | | UE3 | 1L5ND | 10.92 | | | | | | | | | |
| | High Capacity Unbundled Local Loop - DS3 - Facility Termination per month | | | UE3 | UE3PX | 386.88 | 556.37 | 343.01 | 139.13 | 96.84 | | | | | |
| | High Capacity Unbundled Local Loop - STS-1 - Per Mile per month | | | UDLSX | 1L5ND | 10.92 | | | | | | | | | |
| | High Capacity Unbundled Local Loop - STS-1 - Facility Termination per month | | | UDLSX | UDLS1 | 426.60 | 556.37 | 343.01 | 139.13 | 96.84 | | | | | |
| LOOP MAKE-UP | | | | | | | | | | | | | | | |
| | Loop Makeup - Preordering Without Reservation, per working or spare facility queried (Manual). | | | UMK | UMKLW | | 52.17 | 52.17 | | | | | | | |
| | Loop Makeup - Preordering With Reservation, per spare facility quened (Manual). | | | UMK | UMKLP | | 55.07 | 55.07 | | | | | | | |
| | Loop Makeup--With or Without Reservation, per working or spare facility queried (Mechanized) | | | UMK | UMKMQ | | 0.6784 | 0.6784 | | | | | | | |
| LINE SHARING AND LINE SPLITTING | | | | | | | | | | | | | | | |
| NOTE 1: The Line Sharing monthly recurring rates for all installations completed from October 02, 2003 through midnight October 01, 2004 shall be billed as follows: | | | | | | | | | | | | | | | |
| NOTE 1: 10/02/2003 – 10/01/2004: 25% of the rate for an unbundled copper loop non-designed ("UCLND") | | | | | | | | | | | | | | | |
| NOTE 1: 10/02/2004 – 10/01/2005: 50% of the rate for UCLND | | | | | | | | | | | | | | | |
| NOTE 1: 10/02/2005 – 10/01/2006: 75% of the rate for UCLND | | | | | | | | | | | | | | | |
| NOTE 1: Above will apply to USOCs: ULSDT and ULSC | | | | | | | | | | | | | | | |
| **NOTE 2: The Line Sharing monthly recurring rates with USOCs ULSDC and ULSCC applies only to circuits installed and inservice on or before October 1, 2003 | | | | | | | | | | | | | | | |
| LINE SHARING | | | | | | | | | | | | | | | |
| SPLITTERS-CENTRAL OFFICE BASED | | | | | | | | | | | | | | | |
| | Line Sharing Splitter, per System 96 Line Capacity | | | ULS | ULSDA | 119.72 | 379.13 | 0.00 | 347.90 | 0.00 | | | | | |
| | Line Sharing Splitter, per System 24 Line Capacity | | | ULS | ULSDB | 29.93 | 379.13 | 0.00 | 347.90 | 0.00 | | | | | |
| | Line Sharing Splitter, Per System, 8 Line Capacity | | | ULS | ULSD8 | 8.33 | 379.13 | 0.00 | 347.90 | 0.00 | | | | | |
| | Line Sharing-DLEC Owned Splitter in CO-CFA activation-deactivation (per LSOD) | | | ULS | ULSDG | | 173.66 | 0.00 | 97.42 | 0.00 | | | | | |
| END USER ORDERING-CENTRAL OFFICE BASED LINE SHARING | | | | | | | | | | | | | | | |
| | Line Sharing - per Line Activation (BST Owned splitter) - OBSOLETE see **NOTE 2 | | | ULS | ULSDC | 0.61 | 29.68 | 21.28 | 19.57 | 9.61 | | | | | |
| | Line Share Service, TRO per line activation, BST owned splitter - Central Office Located (25% of UCLND) - please see NOTE 1 (E:10/2/2003) | | | ULS | ULSDT | 1.99 | 29.68 | 21.28 | 19.57 | 9.61 | | | | | |
| | Line Share Service, TRO per line activation, BST owned splitter - Central Office Located (50% of UCLND) - please see NOTE 1 (E:10/2/2004) | | | ULS | ULSDT | 3.98 | 29.68 | 21.28 | 19.57 | 9.61 | | | | | |
| | Line Share Service, TRO per line activation, BST owned splitter - Central Office Located (75% of UCLND) - please see NOTE 1 (E:10/2/2005) | | | ULS | ULSDT | 5.97 | 29.68 | 21.28 | 19.57 | 9.61 | | | | | |
| | Line Sharing - per Subsequent Activity per Line Rearrangement - (BST Owned Splitter) | | | ULS | ULSDS | | 21.68 | 16.44 | | | | | | | |
| | Line Sharing - per Subsequent Activity per Line Rearrangement - (DLEC Owned Splitter) | | | ULS | ULSCS | | 21.68 | 16.44 | | | | | | | |
| | Line Sharing - per Line Activation (DLEC owned Splitter) - OBSOLETE see **NOTE 2 | | | ULS | ULSCC | 0.61 | 47.44 | 19.31 | 20.67 | 12.74 | | | | | |

| UNBUNDLED NETWORK ELEMENTS - Florida | | | | | | | | | | | | Attachment: 2 | | Exhibit: A | | | |
|--------------------------------------|---|--|------------|------|-------------|-------|------------|--------------|--------|-------------------------|--------|---|---|--|--|---|---|
| CATEGORY | RATE ELEMENTS | | Inter m | Zone | BCS | USOC | RATES (\$) | | | | | Svc Order Submitted Elec per LSR | Svc Order Submitted Manually per LSR | Incremental Charge - Manual Svc Order vs. Electronic- 1st | Incremental Charge - Manual Svc Order vs. Electronic- Add'l | Incremental Charge - Manual Svc Order vs. Electronic- Disc 1st | Incremental Charge - Manual Svc Order vs. Electronic- Disc Add'l |
| | | | | | | | Rec | Nonrecurring | | Nonrecurring Disconnect | | | | OSS Rates (\$) | | | |
| | | | | | | | | First | Add'l | First | Add'l | SOMEK | SOMAN | SOMAN | SOMAN | SOMAN | SOMAN |
| | | Line Share Service, TRO per line activation, CLEC owned splitter - Central Office Located (25% of UCLND) - please see NOTE 1 (E:10/2/2003) | | | ULS | ULSCT | 1.99 | 47.44 | 19.31 | 20.67 | 12.74 | | | | | | |
| | | Line Share Service, TRO per line activation, CLEC owned splitter - Central Office Located (50% of UCLND) - please see NOTE 1 (E:10/2/2004) | | | ULS | ULSCT | 3.98 | 47.44 | 19.31 | 20.67 | 12.74 | | | | | | |
| | | Line Share Service, TRO per line activation, CLEC owned splitter - Central Office Located (75% of UCLND) - please see NOTE 1 (E:10/2/2005) | | | ULS | ULSCT | 5.97 | 47.44 | 19.31 | 20.67 | 12.74 | | | | | | |
| | LINE SPLITTING | | | | | | | | | | | | | | | | |
| | END USER ORDERING-CENTRAL OFFICE BASED | | | | | | | | | | | | | | | | |
| | | Line Splitting - per line activation DLEC owned splitter | | | UEPSR UEPSB | UREOS | 0.61 | | | | | | | | | | |
| | | Line Splitting - per line activation BST owned - physical | | | UEPSR UEPSB | UREBP | 0.61 | 29.68 | 21.28 | 19.57 | 9.61 | | | | | | |
| | | Line Splitting - per line activation BST owned - virtual | | | UEPSR UEPSB | UREBV | 1.134 | 29.68 | 21.28 | 19.57 | 9.61 | | | | | | |
| | MAINTENANCE | | | | | | | | | | | | | | | | |
| | | No Trouble Found - per 1/2 hour increments - Basic | | | | | | 80.00 | 55.00 | | | | | | | | |
| | | No Trouble Found - per 1/2 hour increments - Overtime | | | | | | 120.00 | 82.50 | | | | | | | | |
| | | No Trouble Found - per 1/2 hour increments - Premium | | | | | | 160.00 | 110.00 | | | | | | | | |
| UNBUNDLED DEDICATED TRANSPORT | | | | | | | | | | | | | | | | | |
| | INTEROFFICE CHANNEL - DEDICATED TRANSPORT | | | | | | | | | | | | | | | | |
| | | Interoffice Channel - Dedicated Transport - 2-Wire Voice Grade - Per Mile per month | | | U1TVX | 1L5XX | 0.0091 | | | | | | | | | | |
| | | Interoffice Channel - Dedicated Transport- 2- Wire Voice Grade - Facility Termination | | | U1TVX | U1TV2 | 25.32 | 47.35 | 31.78 | 18.31 | 7.03 | | | | | | |
| | | Interoffice Channel - Dedicated Transport- 2-Wire Voice Grade Rev Bat. - Per Mile per month | | | U1TVX | 1L5XX | 0.0091 | | | | | | | | | | |
| | | Interoffice Channel - Dedicated Transport- 2- Wire VG Rev Bat. - Facility Termination | | | U1TVX | U1TR2 | 25.32 | 47.35 | 31.78 | 18.31 | 7.03 | | | | | | |
| | | Interoffice Channel - Dedicated Transport - 4-Wire Voice Grade - Per Mile per month | | | U1TVX | 1L5XX | 0.0091 | | | | | | | | | | |
| | | Interoffice Channel - Dedicated Transport - 4- Wire Voice Grade - Facility Termination | | | U1TVX | U1TV4 | 22.58 | 47.35 | 31.78 | 18.31 | 7.03 | | | | | | |
| | | Interoffice Channel - Dedicated Transport - 56 kbps - per mile per month | | | U1TDX | 1L5XX | 0.0091 | | | | | | | | | | |
| | | Interoffice Channel - Dedicated Transport - 56 kbps - Facility Termination | | | U1TDX | U1TD5 | 18.44 | 47.35 | 31.78 | 18.31 | 7.03 | | | | | | |
| | | Interoffice Channel - Dedicated Transport - 64 kbps - per mile per month | | | U1TDX | 1L5XX | 0.0091 | | | | | | | | | | |
| | | Interoffice Channel - Dedicated Transport - 64 kbps - Facility Termination | | | U1TDX | U1TD6 | 18.44 | 47.35 | 31.78 | 18.31 | 7.03 | | | | | | |
| | | Interoffice Channel - Dedicated Channel - DS1 - Per Mile per month | | | U1TD1 | 1L5XX | 0.1856 | | | | | | | | | | |
| | | Interoffice Channel - Dedicated Tranport - DS1 - Facility Termination | | | U1TD1 | U1TF1 | 88.44 | 105.54 | 98.47 | 21.47 | 19.05 | | | | | | |
| | | Interoffice Channel - Dedicated Transport - DS3 - Per Mile per month | | | U1TD3 | 1L5XX | 3.87 | | | | | | | | | | |
| | | Interoffice Channel - Dedicated Transport - DS3 - Facility Termination per month | | | U1TD3 | U1TF3 | 1,071.00 | 335.46 | 219.28 | 72.03 | 70.56 | | | | | | |
| | | Interoffice Channel - Dedicated Transport - STS-1 - Per Mile per month | | | U1TS1 | 1L5XX | 3.87 | | | | | | | | | | |
| | | Interoffice Channel - Dedicated Transport - STS-1 - Facility Termination | | | U1TS1 | U1TFS | 1,056.00 | 335.46 | 219.28 | 72.03 | 70.56 | | | | | | |
| DARK FIBER | | | | | | | | | | | | | | | | | |
| | | Dark Fiber, Four Fiber Strands, Per Route Mile or Fraction Thereof per month - Interoffice Channel | | | UDF, UDFCX | 1L5DF | 26.85 | | | | | | | | | | |
| | | NRC Dark Fiber - Interoffice Channel | | | UDF, UDFCX | UDF14 | | 751.34 | 193.88 | 356.21 | 230.11 | | | | | | |
| | | Dark Fiber, Four Fiber Strands, Per Route Mile or Fraction Thereof per month - Local Loop | | | UDF, UDFCX | 1L5DL | 55.04 | | | | | | | | | | |
| | | NRC Dark Fiber - Local Loop | | | UDF, UDFCX | UDFL4 | | 751.34 | 193.88 | 356.21 | 230.11 | | | | | | |

| UNBUNDLED NETWORK ELEMENTS - Florida | | | | | | | | | | | Attachment: 2 | | Exhibit: A | | |
|--|---|---------|------|----------|-------|------------|--------------|----------|-------------------------|----------------------------------|--------------------------------------|--|--|---|---|
| CATEGORY | RATE ELEMENTS | Interim | Zone | BCS | USOC | RATES (\$) | | | | Svc Order Submitted Elec per LSR | Svc Order Submitted Manually per LSR | Incremental Charge - Manual Svc Order vs. Electronic-1st | Incremental Charge - Manual Svc Order vs. Electronic-Add'l | Incremental Charge - Manual Svc Order vs. Electronic-Disc 1st | Incremental Charge - Manual Svc Order vs. Electronic-Disc Add'l |
| | | | | | | Rec | Nonrecurring | | Nonrecurring Disconnect | | OSS Rates (\$) | | | | |
| | | | | | | | First | Add'l | First | Add'l | SOMEC | SOMAN | SOMAN | SOMAN | SOMAN |
| 8XX ACCESS TEN DIGIT SCREENING | | | | | | | | | | | | | | | |
| | 8XX Access Ten Digit Screening, Per Call | | | OHD | | 0.0006252 | | | | | | | | | |
| | 8XX Access Ten Digit Screening, Reservation Charge Per 8XX Number Reserved | | | OHD | N8R1X | | 4.15 | 0.70 | | | | | | | |
| | 8XX Access Ten Digit Screening, Per 8XX No. Established W/O POTS Translations | | | OHD | | | 8.78 | 1.18 | 5.77 | 0.70 | | | | | |
| | 8XX Access Ten Digit Screening, Per 8XX No. Established With POTS Translations | | | OHD | N8FTX | | 8.78 | 1.18 | 5.77 | 0.70 | | | | | |
| | 8XX Access Ten Digit Screening, Customized Area of Service Per 8XX Number | | | OHD | N8FCX | | 4.15 | 2.07 | | | | | | | |
| | 8XX Access Ten Digit Screening, Multiple InterLATA CXR Routing Per CXR Requested Per 8XX No. | | | OHD | N8FMX | | 4.85 | 2.78 | | | | | | | |
| | 8XX Access Ten Digit Screening, Change Charge Per Request | | | OHD | N8FAX | | 4.85 | 0.70 | | | | | | | |
| | 8XX Access Ten Digit Screening, Call Handling and Destination Features | | | OHD | N8FDX | | 4.15 | 4.15 | | | | | | | |
| | 8XX Access Ten Digit Screening, w/ 8FL No. Delivery, per query | | | OHD | | 0.0006252 | | | | | | | | | |
| | 8XX Access Ten Digit Screening, w/ POTS No. Delivery, per query | | | OHD | | 0.0006252 | | | | | | | | | |
| LINE INFORMATION DATA BASE ACCESS (LIDB) | | | | | | | | | | | | | | | |
| | LIDB Common Transport Per Query | | | OQT | | 0.0000203 | | | | | | | | | |
| | LIDB Validation Per Query | | | OQU | | 0.0136959 | | | | | | | | | |
| | LIDB Originating Point Code Establishment or Change | | | OQT, OQU | N8BPX | | 55.13 | 55.13 | 55.13 | 55.13 | | | | | |
| SIGNALING (CCS7) | | | | | | | | | | | | | | | |
| | CCS7 Signaling Termination, Per STP Port | | | UDB | PT8SX | 135.05 | | | | | | | | | |
| | CCS7 Signaling Usage, Per TCAP Message | | | UDB | | 0.0000607 | | | | | | | | | |
| | CCS7 Signaling Connection, Per link (A link) | | | UDB | TPP++ | 17.93 | 43.57 | 43.57 | 18.31 | 18.31 | | | | | |
| | CCS7 Signaling Connection, Per link (B link) (also known as D link) | | | UDB | TPP++ | 17.93 | 43.57 | 43.57 | 18.31 | 18.31 | | | | | |
| | CCS7 Signaling Usage, Per ISUP Message | | | UDB | | 0.0000152 | | | | | | | | | |
| | CCS7 Signaling Usage Surrogate, per link per LATA | | | UDB | STU56 | 694.32 | | | | | | | | | |
| | CCS7 Signaling Point Code, per Originating Point Code Establishment or Change, per STP affected | | | UDB | CCAPO | | 46.03 | 46.03 | 46.03 | 46.03 | | | | | |
| E911 SERVICE | | | | | | | | | | | | | | | |
| | Local Channel - Dedicated - 2-wr Voice Grade - Zone 1 | | | | | 21.94 | 265.84 | 46.97 | 37.63 | 4.00 | | | | | |
| | Local Channel - Dedicated - 2-wr Voice Grade - Zone 2 | | | | | 29.62 | 265.84 | 46.97 | 37.63 | 4.00 | | | | | |
| | Local Channel - Dedicated - 2-wr Voice Grade - Zone 3 | | | | | 57.22 | 265.84 | 46.97 | 37.63 | 4.00 | | | | | |
| | Interoffice Transport - Dedicated - 2-wr Voice Grade Per Mile | | | | | 0.0091 | | | | | | | | | |
| | Interoffice Transport - Dedicated - 2-wr Voice Grade Per Facility Termination | | | | | 25.32 | 47.35 | 31.78 | 18.31 | 7.03 | | | | | |
| | Local Channel - Dedicated - DS1 - Zone 1 | | | | | 35.28 | 216.65 | 183.54 | 21.47 | 19.05 | | | | | |
| | Local Channel - Dedicated - DS1 - Zone 2 | | | | | 47.63 | 216.65 | 183.54 | 21.47 | 19.05 | | | | | |
| | Local Channel - Dedicated - DS1 - Zone 3 | | | | | 92.01 | 216.65 | 183.54 | 21.47 | 19.05 | | | | | |
| | Interoffice Transport - Dedicated - DS1 Per Mile | | | | | 0.1856 | | | | | | | | | |
| | Interoffice Transport - Dedicated - DS1 Per Facility Termination | | | | | 88.44 | 105.54 | 98.47 | 21.47 | 19.05 | | | | | |
| CALLING NAME (CNAM) SERVICE | | | | | | | | | | | | | | | |
| | CNAM For DB Owners - Service Establishment | | | OQV | | | 25.35 | 25.35 | 19.01 | 19.01 | | | | | |
| | CNAM For Non DB Owners - Service Establishment | | | OQV | | | 25.35 | 25.35 | 19.01 | 19.01 | | | | | |
| | CNAM For DB Owners - Service Provisioning With Point Code Establishment | | | OQV | | | 1,592.00 | 1,177.00 | 352.36 | 259.09 | | | | | |
| | CNAM For Non DB Owners - Service Provisioning With Point Code Establishment | | | OQV | | | 546.51 | 393.82 | 358.06 | 259.09 | | | | | |
| | CNAM for DB Owners, Per Query | | | OQV | | 0.001024 | | | | | | | | | |
| | CNAM for Non DB Owners, Per Query | | | OQV | | 0.001024 | | | | | | | | | |
| SELECTIVE ROUTING | | | | | | | | | | | | | | | |
| | Selective Routing Per Unique Line Class Code Per Request Per Switch | | | | | | 93.55 | 93.55 | 12.71 | 12.71 | | | | | |
| VIRTUAL COLLOCATION | | | | | | | | | | | | | | | |

| UNBUNDLED NETWORK ELEMENTS - Florida | | | | | | | | | | | | Attachment: 2 | | Exhibit: A | |
|---|---|---------|------|-------------|-------|------------|--------------|----------|-------------------------|----------------------------------|--------------------------------------|--|--|---|---|
| CATEGORY | RATE ELEMENTS | Interim | Zone | BCS | USOC | RATES (\$) | | | | Svc Order Submitted Elec per LSR | Svc Order Submitted Manually per LSR | Incremental Charge - Manual Svc Order vs. Electronic-1st | Incremental Charge - Manual Svc Order vs. Electronic-Add'l | Incremental Charge - Manual Svc Order vs. Electronic-Disc 1st | Incremental Charge - Manual Svc Order vs. Electronic-Disc Add'l |
| | | | | | | Rec | Nonrecurring | | Nonrecurring Disconnect | | OSS Rates (\$) | | | | |
| | | | | | | | First | Add'l | First | Add'l | SOMECS | SOMAN | SOMAN | SOMAN | SOMAN |
| | Virtual Collocation-2 Wire Cross Connects (Loop) for Line Splitting | | | UEPSR UEPSB | VE1LS | 0.0502 | 11.57 | 11.57 | 0.00 | 0.00 | | | | | |
| PHYSICAL COLLOCATION | | | | | | | | | | | | | | | |
| | Physical Collocation-2 Wire Cross Connects (Loop) for Line Splitting | | | UEPSR UEPSB | PE1LS | 0.0276 | 8.22 | 7.22 | 5.74 | 4.58 | | | | | |
| AIN SELECTIVE CARRIER ROUTING | | | | | | | | | | | | | | | |
| | Regional Service Establishment | | | SRC | SRCEC | | 193,444.00 | | 7,737.00 | | | | | | |
| | End Office Establishment | | | SRC | SRCEO | | 187.36 | 187.36 | 0.69 | 0.69 | | | | | |
| | Query NRC, per query | | | SRC | | 0.0031868 | | | | | | | | | |
| AIN - BELL SOUTH AIN SMS ACCESS SERVICE | | | | | | | | | | | | | | | |
| | AIN SMS Access Service - Service Establishment, Per State, Initial Setup | | | A1N | CAMSE | | 43.56 | 43.56 | 44.93 | 44.93 | | | | | |
| | AIN SMS Access Service - Port Connection - Dial/Shared Access | | | A1N | CAMDP | | 8.64 | 8.64 | 10.03 | 10.03 | | | | | |
| | AIN SMS Access Service - Port Connection - ISDN Access | | | A1N | CAM1P | | 8.64 | 8.64 | 10.03 | 10.03 | | | | | |
| | AIN SMS Access Service - User Identification Codes - Per User ID Code | | | A1N | CAMAU | | 38.66 | 38.66 | 29.88 | 29.88 | | | | | |
| | AIN SMS Access Service - Security Card, Per User ID Code, Initial or Replacement | | | A1N | CAMRC | | 75.10 | 75.10 | 12.93 | 12.93 | | | | | |
| | AIN SMS Access Service - Storage, Per Unit (100 Kilobytes) | | | | | 0.0028 | | | | | | | | | |
| | AIN SMS Access Service - Session, Per Minute | | | | | 0.7809 | | | | | | | | | |
| | AIN SMS Access Service - Company Performed Session, Per Minute | | | | | 0.4609 | | | | | | | | | |
| AIN - BELL SOUTH AIN TOOLKIT SERVICE | | | | | | | | | | | | | | | |
| | AIN Toolkit Service - Service Establishment Charge, Per State, Initial Setup | | | CAM | BAPSC | | 43.56 | 43.56 | 44.93 | 44.93 | | | | | |
| | AIN Toolkit Service - Training Session, Per Customer | | | | BAPVX | | 8,439.00 | 8,439.00 | | | | | | | |
| | AIN Toolkit Service - Trigger Access Charge, Per Trigger, Per DN, Term, Attempt | | | | BAPTT | | 8.64 | 8.64 | 10.03 | 10.03 | | | | | |
| | AIN Toolkit Service - Trigger Access Charge, Per Trigger, Per DN, Off-Hook Delay | | | | BAPTD | | 8.64 | 8.64 | 10.03 | 10.03 | | | | | |
| | AIN Toolkit Service - Trigger Access Charge, Per Trigger, Per DN, Off-Hook Immediate | | | | BAPTM | | 8.64 | 8.64 | 10.03 | 10.03 | | | | | |
| | AIN Toolkit Service - Trigger Access Charge, Per Trigger, Per DN, 10-Digit PODP | | | | BAPTO | | 38.06 | 38.06 | 15.86 | 15.86 | | | | | |
| | AIN Toolkit Service - Trigger Access Charge, Per Trigger, Per DN, CDP | | | | BAPTC | | 38.06 | 38.06 | 15.86 | 15.86 | | | | | |
| | AIN Toolkit Service - Trigger Access Charge, Per Trigger, Per DN, Feature Code | | | | BAPTF | | 38.06 | 38.06 | 15.86 | 15.86 | | | | | |
| | AIN Toolkit Service - Query Charge, Per Query | | | | | 0.0535927 | | | | | | | | | |
| | AIN Toolkit Service - Type 1 Node Charge, Per AIN Toolkit Subscription, Per Node, Per Query | | | | | 0.0063698 | | | | | | | | | |
| | AIN Toolkit Service - SCP Storage Charge, Per SMS Access Account, Per 100 Kilobytes | | | | | 0.06 | | | | | | | | | |
| | AIN Toolkit Service - Monthly report - Per AIN Toolkit Service Subscription | | | CAM | BAPMS | 8.34 | 8.64 | 8.64 | 6.08 | 6.08 | | | | | |
| | AIN Toolkit Service - Special Study - Per AIN Toolkit Service Subscription | | | CAM | BAPLS | 3.73 | 9.56 | 9.56 | | | | | | | |
| | AIN Toolkit Service - Call Event Report - Per AIN Toolkit Service Subscription | | | CAM | BAPDS | 4.73 | 8.64 | 8.64 | 6.08 | 6.08 | | | | | |
| | AIN Toolkit Service - Call Event Special Study - Per AIN Toolkit Service Subscription | | | CAM | BAPES | 0.12 | 9.56 | 9.56 | | | | | | | |
| ENHANCED EXTENDED LINK (EELs) | | | | | | | | | | | | | | | |
| NOTE: The monthly recurring and non-recurring charges below will apply and the Switch-As-Is Charge will not apply for UNE combinations provisioned as "Ordinarily Combined" Network Elements. | | | | | | | | | | | | | | | |
| NOTE: The monthly recurring and the Switch-As-Is Charge and not the non-recurring charges below will apply for UNE combinations provisioned as "Currently Combined" Network Elements. | | | | | | | | | | | | | | | |
| EXTENDED 2-WIRE VOICE GRADE EXTENDED LOOP WITH DEDICATED DS1 INTEROFFICE TRANSPORT | | | | | | | | | | | | | | | |
| | First 2-Wire VG Loop (SL2) in Combination - Zone 1 | | 1 | UNCVX | UEAL2 | 12.24 | 127.59 | 60.54 | 42.79 | 2.81 | | | | | |
| | First 2-Wire VG Loop (SL2) in Combination - Zone 2 | | 2 | UNCVX | UEAL2 | 17.40 | 127.59 | 60.54 | 42.79 | 2.81 | | | | | |
| | First 2-Wire VG Loop (SL2) in Combination - Zone 3 | | 3 | UNCVX | UEAL2 | 30.87 | 127.59 | 60.54 | 42.79 | 2.81 | | | | | |

| UNBUNDLED NETWORK ELEMENTS - Florida | | | | | | | | | | | Attachment: 2 | | Exhibit: A | | |
|--|--|------------|------|-------|-------|------------|--------------|--------|-------------------------|---|---|--|--|---|---|
| CATEGORY | RATE ELEMENTS | Inter m | Zone | BCS | USOC | RATES (\$) | | | | Svc Order Submitted Elec per LSR | Svc Order Submitted Manually per LSR | Incremental Charge - Manual Svc Order vs. Electronic- 1st | Incremental Charge - Manual Svc Order vs. Electronic- Add'l | Incremental Charge - Manual Svc Order vs. Electronic- Disc 1st | Incremental Charge - Manual Svc Order vs. Electronic- Disc Add'l |
| | | | | | | Rec | Nonrecurring | | Nonrecurring Disconnect | | | OSS Rates (\$) | | | |
| | | | | | | | First | Add'l | First | Add'l | SOME C | SOMAN | SOMAN | SOMAN | SOMAN |
| | Interoffice Transport - Dedicated - DS1 combination - Per Mile per month | | | UNC1X | 1L5XX | 0.1856 | | | | | | | | | |
| | Interoffice Transport - Dedicated - DS1 combination - Facility Termination per month | | | UNC1X | U1TF1 | 88.44 | 174.46 | 122.46 | 45.61 | 17.95 | | | | | |
| | 1/0 Channelization System in combination Per Month | | | UNC1X | MQ1 | 146.77 | 101.42 | 71.62 | | | | | | | |
| | Voice Grade COCI - Per Month | | | UNCVX | 1D1VG | 1.38 | 10.07 | 7.08 | 0.00 | 0.00 | | | | | |
| | Each Additional 2-Wire VG Loop (SL 2) in Combination - Zone 1 | | 1 | UNCVX | UEAL2 | 12.24 | 127.59 | 60.54 | 42.79 | 2.81 | | | | | |
| | Each Additional 2-Wire VG Loop (SL 2) in Combination - Zone 2 | | 2 | UNCVX | UEAL2 | 17.40 | 127.59 | 60.54 | 42.79 | 2.81 | | | | | |
| | Each Additional 2-Wire VG Loop (SL 2) in Combination - Zone 3 | | 3 | UNCVX | UEAL2 | 30.87 | 127.59 | 60.54 | 42.79 | 2.81 | | | | | |
| | Voice Grade COCI - Per Month | | | UNCVX | 1D1VG | 1.38 | 10.07 | 7.08 | 0.00 | 0.00 | | | | | |
| | Nonrecurring Currently Combined Network Elements Switch -As-Is Charge | | | UNC1X | UNCCC | | 8.98 | 8.98 | 8.98 | 8.98 | | | | | |
| EXTENDED 4-WIRE VOICE GRADE EXTENDED LOOP WITH DEDICATED DS1 INTEROFFICE TRANSPORT | | | | | | | | | | | | | | | |
| | First 4-Wire Analog Voice Grade Loop in Combination - Zone 1 | | 1 | UNCVX | UEAL4 | 18.89 | 127.59 | 60.54 | 42.79 | 2.81 | | | | | |
| | First 4-Wire Analog Voice Grade Loop in Combination - Zone 2 | | 2 | UNCVX | UEAL4 | 26.84 | 127.59 | 60.54 | 42.79 | 2.81 | | | | | |
| | First 4-Wire Analog Voice Grade Loop in Combination - Zone 3 | | 3 | UNCVX | UEAL4 | 47.62 | 127.59 | 60.54 | 42.79 | 2.81 | | | | | |
| | Interoffice Transport - Dedicated - DS1 combination - Per Mile Per Month | | | UNC1X | 1L5XX | 0.1856 | | | | | | | | | |
| | Interoffice Transport - Dedicated - DS1 - Facility Termination Per Month | | | UNC1X | U1TF1 | 88.44 | 174.46 | 122.46 | 45.61 | 17.95 | | | | | |
| | 1/0 Channel System in combination Per Month | | | UNC1X | MQ1 | 146.77 | 101.42 | 71.62 | | | | | | | |
| | Voice Grade COCI in combination - per month | | | UNCVX | 1D1VG | 1.38 | 10.07 | 7.08 | 0.00 | 0.00 | | | | | |
| | Additional 4-Wire Analog Voice Grade Loop in same DS1 Interoffice Transport Combination - Zone 1 | | 1 | UNCVX | UEAL4 | 18.89 | 127.59 | 60.54 | 42.79 | 2.81 | | | | | |
| | Additional 4-Wire Analog Voice Grade Loop in same DS1 Interoffice Transport Combination - Zone 2 | | 2 | UNCVX | UEAL4 | 26.84 | 127.59 | 60.54 | 42.79 | 2.81 | | | | | |
| | Additional 4-Wire Analog Voice Grade Loop in same DS1 Interoffice Transport Combination - Zone 3 | | 3 | UNCVX | UEAL4 | 47.62 | 127.59 | 60.54 | 42.79 | 2.81 | | | | | |
| | Additional Voice Grade COCI in combination - per month | | | UNCVX | 1D1VG | 1.38 | 10.07 | 7.08 | 0.00 | 0.00 | | | | | |
| | Nonrecurring Currently Combined Network Elements Switch -As-Is Charge | | | UNC1X | UNCCC | | 8.98 | 8.98 | 8.98 | 8.98 | | | | | |
| EXTENDED 4-WIRE 56 KBPS EXTENDED DIGITAL LOOP WITH DEDICATED DS1 INTEROFFICE TRANSPORT | | | | | | | | | | | | | | | |
| | First 4-Wire 56Kbps Digital Grade Loop in Combination - Zone 1 | | 1 | UNCDX | UDL56 | 22.20 | 127.59 | 60.54 | 42.79 | 2.81 | | | | | |
| | First 4-Wire 56Kbps Digital Grade Loop in Combination - Zone 2 | | 2 | UNCDX | UDL56 | 31.56 | 127.59 | 60.54 | 42.79 | 2.81 | | | | | |
| | First 4-Wire 56Kbps Digital Grade Loop in Combination - Zone 3 | | 3 | UNCDX | UDL56 | 55.99 | 127.59 | 60.54 | 42.79 | 2.81 | | | | | |
| | Interoffice Transport - Dedicated - DS1 combination - Per Mile Per Month | | | UNC1X | 1L5XX | 0.1856 | | | | | | | | | |
| | Interoffice Transport - Dedicated - DS1 - combination Facility Termination Per Month | | | UNC1X | U1TF1 | 88.44 | 174.46 | 122.46 | 45.61 | 17.95 | | | | | |
| | 1/0 Channel System in combination Per Month | | | UNC1X | MQ1 | 146.77 | 101.42 | 71.62 | | | | | | | |
| | OCU-DP COCI (data) per month (2.4-64kbs) | | | UNCDX | 1D1DD | 2.10 | 10.07 | 7.08 | 0.00 | 0.00 | | | | | |
| | Additional 4-Wire 56Kbps Digital Grade Loop in same DS1 Interoffice Transport Combination - Zone 1 | | 1 | UNCDX | UDL56 | 22.20 | 127.59 | 60.54 | 42.79 | 2.81 | | | | | |
| | Additional 4-Wire 56Kbps Digital Grade Loop in same DS1 Interoffice Transport Combination - Zone 2 | | 2 | UNCDX | UDL56 | 31.56 | 127.59 | 60.54 | 42.79 | 2.81 | | | | | |
| | Additional 4-Wire 56Kbps Digital Grade Loop in same DS1 Interoffice Transport Combination - Zone 3 | | 3 | UNCDX | UDL56 | 55.99 | 127.59 | 60.54 | 42.79 | 2.81 | | | | | |
| | Additional OCU-DP COCI (data) - in combination per month (2.4-64kbs) | | | UNCDX | 1D1DD | 2.10 | 10.07 | 7.08 | 0.00 | 0.00 | | | | | |

| UNBUNDLED NETWORK ELEMENTS - Florida | | | | | | | | | | | | Attachment: 2 | | Exhibit: A | | |
|--|--|---------|------|-------|-------|------------|--------------|--------|-------------------------|----------------------------------|--------------------------------------|--|--|---|---|-------|
| CATEGORY | RATE ELEMENTS | Interim | Zone | BCS | USOC | RATES (\$) | | | | Svc Order Submitted Elec per LSR | Svc Order Submitted Manually per LSR | Incremental Charge - Manual Svc Order vs. Electronic-1st | Incremental Charge - Manual Svc Order vs. Electronic-Add'l | Incremental Charge - Manual Svc Order vs. Electronic-Disc 1st | Incremental Charge - Manual Svc Order vs. Electronic-Disc Add'l | |
| | | | | | | Rec | Nonrecurring | | Nonrecurring Disconnect | | OSS Rates (\$) | | | | | |
| | | | | | | | First | Add'l | First | Add'l | SOME C | SOMAN | SOMAN | SOMAN | SOMAN | SOMAN |
| | Nonrecurring Currently Combined Network Elements Switch -As-Is Charge | | | UNC1X | UNCCC | | 8.98 | 8.98 | 8.98 | 8.98 | | | | | | |
| EXTENDED 4-WIRE 64 KBPS EXTENDED DIGITAL LOOP WITH DEDICATED DS1 INTEROFFICE TRANSPORT | | | | | | | | | | | | | | | | |
| | First 4-Wire 64Kbps Digital Grade Loop in Combination - Zone 1 | | 1 | UNCDX | UDL64 | 22.20 | 127.59 | 60.54 | 42.79 | 2.81 | | | | | | |
| | First 4-Wire 64Kbps Digital Grade Loop in Combination - Zone 2 | | 2 | UNCDX | UDL64 | 31.56 | 127.59 | 60.54 | 42.79 | 2.81 | | | | | | |
| | First 4-Wire 64Kbps Digital Grade Loop in Combination - Zone 3 | | 3 | UNCDX | UDL64 | 55.99 | 127.59 | 60.54 | 42.79 | 2.81 | | | | | | |
| | Interoffice Transport - Dedicated - DS1 combination - Per Mile Per Month | | | UNC1X | 1L5XX | 0.1856 | | | | | | | | | | |
| | interoffice Transport - Dedicated - DS1 combination - Facility Termination Per Month | | | UNC1X | U1TF1 | 88.44 | 174.46 | 122.46 | 45.61 | 17.95 | | | | | | |
| | 1/0 Channel System in combination Per Month | | | UNC1X | MQ1 | 146.77 | 101.42 | 71.62 | | | | | | | | |
| | OCU-DP COCI (data) - in combination - per month (2.4-64kbs) | | | UNCDX | 1D1DD | 2.10 | 10.07 | 7.08 | 0.00 | 0.00 | | | | | | |
| | Additional 4-Wire 64Kbps Digital Grade Loop in same DS1 Interoffice Transport Combination - Zone 1 | | 1 | UNCDX | UDL64 | 22.20 | 127.59 | 60.54 | 42.79 | 2.81 | | | | | | |
| | Additional 4-Wire 64Kbps Digital Grade Loop in same DS1 Interoffice Transport Combination - Zone 2 | | 2 | UNCDX | UDL64 | 31.56 | 127.59 | 60.54 | 42.79 | 2.81 | | | | | | |
| | Additional 4-Wire 64Kbps Digital Grade Loop in same DS1 Interoffice Transport Combination - Zone 3 | | 3 | UNCDX | UDL64 | 55.99 | 127.59 | 60.54 | 42.79 | 2.81 | | | | | | |
| | Additional OCU-DP COCI (data) - in combination - per month (2.4-64kbs) | | | UNCDX | 1D1DD | 2.10 | 10.07 | 7.08 | 0.00 | 0.00 | | | | | | |
| | Nonrecurring Currently Combined Network Elements Switch -As-Is Charge | | | UNC1X | UNCCC | | 8.98 | 8.98 | 8.98 | 8.98 | | | | | | |
| EXTENDED 4-WIRE DS1 DIGITAL EXTENDED LOOP WITH DEDICATED DS1 INTEROFFICE TRANSPORT | | | | | | | | | | | | | | | | |
| | 4-Wire DS1 Digital Loop in Combination - Zone 1 | | 1 | UNC1X | USLXX | 70.74 | 217.75 | 121.62 | 51.44 | 14.45 | | | | | | |
| | 4-Wire DS1 Digital Loop in Combination - Zone 2 | | 2 | UNC1X | USLXX | 100.54 | 217.75 | 121.62 | 51.44 | 14.45 | | | | | | |
| | 4-Wire DS1 Digital Loop in Combination - Zone 3 | | 3 | UNC1X | USLXX | 178.39 | 217.75 | 121.62 | 51.44 | 14.45 | | | | | | |
| | Interoffice Transport - Dedicated - DS1 combination - Per Mile Per Month | | | UNC1X | 1L5XX | 0.1856 | | | | | | | | | | |
| | Interoffice Transport - Dedicated - DS1 combination - Facility Termination Per Month | | | UNC1X | U1TF1 | 88.44 | 174.46 | 122.46 | 45.61 | 17.95 | | | | | | |
| | Nonrecurring Currently Combined Network Elements Switch -As-Is Charge | | | UNC1X | UNCCC | | 8.98 | 8.98 | 8.98 | 8.98 | | | | | | |
| EXTENDED 4-WIRE DS1 DIGITAL EXTENDED LOOP WITH DEDICATED DS3 INTEROFFICE TRANSPORT | | | | | | | | | | | | | | | | |
| | First DS1 Loop in Combination - Zone 1 | | 1 | UNC1X | USLXX | 70.74 | 217.75 | 121.62 | 51.44 | 14.45 | | | | | | |
| | First DS1 Loop in Combination - Zone 2 | | 2 | UNC1X | USLXX | 100.54 | 217.75 | 121.62 | 51.44 | 14.45 | | | | | | |
| | First DS1 Loop in Combination - Zone 3 | | 3 | UNC1X | USLXX | 178.39 | 217.75 | 121.62 | 51.44 | 14.45 | | | | | | |
| | Interoffice Transport - Dedicated - DS3 combination - Per Mile Per Month | | | UNC3X | 1L5XX | 3.87 | | | | | | | | | | |
| | Interoffice Transport - Dedicated - DS3 - Facility Termination per month | | | UNC3X | U1TF3 | 1,071.00 | 314.45 | 130.88 | 38.60 | 18.23 | | | | | | |
| | 3/1 Channel System in combination per month | | | UNC3X | MQ3 | 211.19 | 199.28 | 118.64 | 40.34 | 39.07 | | | | | | |
| | DS1 COCI in combination per month | | | UNC1X | UC1D1 | 13.76 | 10.07 | 7.08 | 0.00 | 0.00 | | | | | | |
| | Additional DS1 Loop in DS3 Interoffice Transport Combination - Zone 1 | | 1 | UNC1X | USLXX | 70.74 | 217.75 | 121.62 | 51.44 | 14.45 | | | | | | |
| | Additional DS1 Loop in DS3 Interoffice Transport Combination - Zone 2 | | 2 | UNC1X | USLXX | 100.54 | 217.75 | 121.62 | 51.44 | 14.45 | | | | | | |
| | Additional DS1 Loop in DS3 Interoffice Transport Combination - Zone 3 | | 3 | UNC1X | USLXX | 178.39 | 217.75 | 121.62 | 51.44 | 14.45 | | | | | | |
| | Additional DS1 COCI in combination per month | | | UNC1X | UC1D1 | 13.76 | 10.07 | 7.08 | 0.00 | 0.00 | | | | | | |
| | Nonrecurring Currently Combined Network Elements Switch -As-Is Charge | | | UNC3X | UNCCC | | 8.98 | 8.98 | 8.98 | 8.98 | | | | | | |
| EXTENDED 2-WIRE VOICE GRADE EXTENDED LOOP/ 2 WIRE VOICE GRADE INTEROFFICE TRANSPORT | | | | | | | | | | | | | | | | |
| | 2-WireVG Loop in combination - Zone 1 | | 1 | UNCVX | UEAL2 | 12.24 | 127.59 | 60.54 | 42.79 | 2.81 | | | | | | |
| | 2-WireVG Loop in combination - Zone 2 | | 2 | UNCVX | UEAL2 | 17.40 | 127.59 | 60.54 | 42.79 | 2.81 | | | | | | |
| | 2-WireVG Loop in combination - Zone 3 | | 3 | UNCVX | UEAL2 | 30.87 | 127.59 | 60.54 | 42.79 | 2.81 | | | | | | |

| UNBUNDLED NETWORK ELEMENTS - Florida | | | | | | | | | | | | Attachment: 2 | | Exhibit: A | |
|--|--|------------|------|-------|-------|------------|--------------|--------|-------------------------|---|---|--|--|---|---|
| CATEGORY | RATE ELEMENTS | Inter m | Zone | BCS | USOC | RATES (\$) | | | | Svc Order Submitted Elec per LSR | Svc Order Submitted Manually per LSR | Incremental Charge - Manual Svc Order vs. Electronic- 1st | Incremental Charge - Manual Svc Order vs. Electronic- Add'l | Incremental Charge - Manual Svc Order vs. Electronic- Disc 1st | Incremental Charge - Manual Svc Order vs. Electronic- Disc Add'l |
| | | | | | | Rec | Nonrecurring | | Nonrecurring Disconnect | | OSS Rates (\$) | | | | |
| | | | | | | | First | Add'l | First | Add'l | SOMEC | SOMAN | SOMAN | SOMAN | SOMAN |
| | Interoffice Transport - 2-wire VG - Dedicated - Per Mile Per Month | | | UNCVX | 1L5XX | 0.0091 | | | | | | | | | |
| | Interoffice Transport - 2-wire VG - Dedicated - Facility Termination per month | | | UNCVX | U1TV2 | 25.32 | 94.70 | 52.59 | 50.49 | 21.53 | | | | | |
| | Nonrecurring Currently Combined Network Elements Switch -As-Is Charge | | | UNCVX | UNCCC | | 8.98 | 8.98 | 8.98 | 8.98 | | | | | |
| EXTENDED 4-WIRE VOICE GRADE EXTENDED LOOP/ 4 WIRE VOICE GRADE INTEROFFICE TRANSPORT | | | | | | | | | | | | | | | |
| | 4-WireVG Loop in combination - Zone 1 | | 1 | UNCVX | UEAL4 | 18.89 | 127.59 | 60.54 | 42.79 | 2.81 | | | | | |
| | 4-WireVG Loop in combination - Zone 2 | | 2 | UNCVX | UEAL4 | 26.84 | 127.59 | 60.54 | 42.79 | 2.81 | | | | | |
| | 4-WireVG Loop in combination - Zone 3 | | 3 | UNCVX | UEAL4 | 47.62 | 127.59 | 60.54 | 42.79 | 2.81 | | | | | |
| | Interoffice Transport - 4-wire VG - Dedicated - Per Mile Per Month | | | UNCVX | 1L5XX | 0.0091 | | | | | | | | | |
| | Interoffice Transport - 4-wire VG - Dedicated - Facility Termination per month | | | UNCVX | U1TV4 | 22.58 | 94.70 | 52.59 | 50.49 | 21.53 | | | | | |
| | Nonrecurring Currently Combined Network Elements Switch -As-Is Charge | | | UNCVX | UNCCC | | 8.98 | 8.98 | 8.98 | 8.98 | | | | | |
| EXTENDED DS3 DIGITAL EXTENDED LOOP WITH DEDICATED DS3 INTEROFFICE TRANSPORT | | | | | | | | | | | | | | | |
| | DS3 Local Loop in combination - per mile per month | | | UNC3X | 1L5ND | 10.92 | | | | | | | | | |
| | DS3 Local Loop in combination - Facility Termination per month | | | UNC3X | UE3PX | 386.88 | 249.97 | 162.05 | 67.10 | 26.82 | | | | | |
| | Interoffice Transport - Dedicated - DS3 - Per Mile per month | | | UNC3X | 1L5XX | 3.87 | | | | | | | | | |
| | Interoffice Transport - Dedicated - DS3 combination - Facility Termination per month | | | UNC3X | U1TF3 | 1,071.00 | 314.45 | 130.88 | 38.60 | 18.23 | | | | | |
| | Nonrecurring Currently Combined Network Elements Switch -As-Is Charge | | | UNC3X | UNCCC | | 8.98 | 8.98 | 8.98 | 8.98 | | | | | |
| EXTENDED STS-1 DIGITAL EXTENDED LOOP WITH DEDICATED STS-1 INTEROFFICE TRANSPORT | | | | | | | | | | | | | | | |
| | STS-1 Local Loop in combination - per mile per month | | | UNCSX | 1L5ND | 10.92 | | | | | | | | | |
| | STS-1 Local Loop in combination - Facility Termination per month | | | UNCSX | UDLS1 | 426.60 | 249.97 | 162.05 | 67.10 | 26.82 | | | | | |
| | Interoffice Transport - Dedicated - STS-1 combination - per mile per month | | | UNCSX | 1L5XX | 3.87 | | | | | | | | | |
| | Interoffice Transport - Dedicated - STS-1 combination - Facility Termination per month | | | UNCSX | U1TFS | 1,056.00 | 314.45 | 130.88 | 38.60 | 18.23 | | | | | |
| | Nonrecurring Currently Combined Network Elements Switch -As-Is Charge | | | UNCSX | UNCCC | | 8.98 | 8.98 | 8.98 | 8.98 | | | | | |
| EXTENDED 2-WIRE ISDN EXTENDED LOOP WITH DS1 INTEROFFICE TRANSPORT | | | | | | | | | | | | | | | |
| | First 2-Wire ISDN Loop in Combination - Zone 1 | | 1 | UNCNX | U1L2X | 19.28 | 127.59 | 60.60 | 42.79 | 2.81 | | | | | |
| | First 2-Wire ISDN Loop in Combination - Zone 2 | | 2 | UNCNX | U1L2X | 27.40 | 127.59 | 60.60 | 42.79 | 2.81 | | | | | |
| | First 2-Wire ISDN Loop in Combination - Zone 3 | | 3 | UNCNX | U1L2X | 48.62 | 127.59 | 60.60 | 42.79 | 2.81 | | | | | |
| | Interoffice Transport - Dedicated - DS1 combination - per mile per month | | | UNC1X | 1L5XX | 0.1856 | | | | | | | | | |
| | Interoffice Transport - Dedicated - DS1 combination - Facility Termination per month | | | UNC1X | U1TF1 | 88.44 | 174.46 | 122.46 | 45.61 | 17.95 | | | | | |
| | 1/0 Channel System in combination - per month | | | UNC1X | MQ1 | 146.77 | 101.42 | 71.62 | | | | | | | |
| | 2-wire ISDN COCI (BRITE) - in combination - per month | | | UNCNX | UC1CA | 3.66 | 10.07 | 7.08 | 0.00 | 0.00 | | | | | |
| | Additional 2-wire ISDN Loop in same DS1Interoffice Transport Combination - Zone 1 | | 1 | UNCNX | U1L2X | 19.28 | 127.59 | 60.60 | 42.79 | 2.81 | | | | | |
| | Additional 2-wire ISDN Loop in same DS1Interoffice Transport Combination - Zone 2 | | 2 | UNCNX | U1L2X | 27.40 | 127.59 | 60.60 | 42.79 | 2.81 | | | | | |
| | Additional 2-wire ISDN Loop in same DS1Interoffice Transport Combination - Zone 3 | | 3 | UNCNX | U1L2X | 48.62 | 127.59 | 60.60 | 42.79 | 2.81 | | | | | |
| | Additional 2-wire ISDN COCI (BRITE) - in combination- per month | | | UNCNX | UC1CA | 3.66 | 10.07 | 7.08 | 0.00 | 0.00 | | | | | |
| | Nonrecurring Currently Combined Network Elements Switch -As-Is Charge | | | UNC1X | UNCCC | | 8.98 | 8.98 | 8.98 | 8.98 | | | | | |
| EXTENDED 4-WIRE DS1 DIGITAL EXTENDED LOOP WITH DEDICATED STS-1 INTEROFFICE TRANSPORT | | | | | | | | | | | | | | | |
| | First DS1 Loop Combination - Zone 1 | | 1 | UNC1X | USLXX | 70.74 | 217.75 | 121.62 | 51.44 | 14.45 | | | | | |
| | First DS1 Loop Combination - Zone 2 | | 2 | UNC1X | USLXX | 100.54 | 217.75 | 121.62 | 51.44 | 14.45 | | | | | |
| | First DS1 Loop Combination - Zone 3 | | 3 | UNC1X | USLXX | 178.39 | 217.75 | 121.62 | 51.44 | 14.45 | | | | | |

| UNBUNDLED NETWORK ELEMENTS - Florida | | | | | | | | | | | | Attachment: 2 | | Exhibit: A | |
|--------------------------------------|---|---------|------|-------|-------|------------|--------------|--------|-------------------------|----------------------------------|--------------------------------------|--|--|---|---|
| CATEGORY | RATE ELEMENTS | Interim | Zone | BCS | USOC | RATES (\$) | | | | Svc Order Submitted Elec per LSR | Svc Order Submitted Manually per LSR | Incremental Charge - Manual Svc Order vs. Electronic-1st | Incremental Charge - Manual Svc Order vs. Electronic-Add'l | Incremental Charge - Manual Svc Order vs. Electronic-Disc 1st | Incremental Charge - Manual Svc Order vs. Electronic-Disc Add'l |
| | | | | | | Rec | Nonrecurring | | Nonrecurring Disconnect | | | | OSS Rates (\$) | | |
| | | | | | | | First | Add'l | First | Add'l | SOMECE | SOMAN | SOMAN | SOMAN | SOMAN |
| | Interoffice Transport - Dedicated - STS-1 combination - Per Mile Per Month | | | UNCSX | 1L5XX | 3.87 | | | | | | | | | |
| | Interoffice Transport - Dedicated - STS-1 combination - Facility Termination per month | | | UNCSX | U1TFS | 1,056.00 | 314.45 | 130.88 | 38.60 | 18.23 | | | | | |
| | 3/1 Channel System in combination per month | | | UNCSX | MO3 | 211.19 | 199.28 | 118.64 | 40.34 | 39.07 | | | | | |
| | DS1 COCI in combination per month | | | UNC1X | UC1D1 | 13.76 | 10.07 | 7.08 | 0.00 | 0.00 | | | | | |
| | Additional DS1 Loop in the same STS-1 Interoffice Transport Combination - Zone 1 | | 1 | UNC1X | USLXX | 70.74 | 217.75 | 121.62 | 51.44 | 14.45 | | | | | |
| | Additional DS1 Loop in the same STS-1 Interoffice Transport Combination - Zone 2 | | 2 | UNC1X | USLXX | 100.54 | 217.75 | 121.62 | 51.44 | 14.45 | | | | | |
| | Additional DS1 Loop in the same STS-1 Interoffice Transport Combination - Zone 3 | | 3 | UNC1X | USLXX | 178.39 | 217.75 | 121.62 | 51.44 | 14.45 | | | | | |
| | DS1 COCI in combination per month | | | UNC1X | UC1D1 | 13.76 | 10.07 | 7.08 | 0.00 | 0.00 | | | | | |
| | Nonrecurring Currently Combined Network Elements Switch -As-Is Charge | | | UNCSX | UNCCC | | 8.98 | 8.98 | 8.98 | 8.98 | | | | | |
| | EXTENDED 4-WIRE 56 KBPS DIGITAL EXTENDED LOOP WITH 56 KBPS INTEROFFICE TRANSPORT | | | | | | | | | | | | | | |
| | 4-wire 56 kbps Local Loop in combination - Zone 1 | | 1 | UNCDX | UDL56 | 22.20 | 127.59 | 60.54 | 42.79 | 2.81 | | | | | |
| | 4-wire 56 kbps Local Loop in combination - Zone 2 | | 2 | UNCDX | UDL56 | 31.56 | 127.59 | 60.54 | 42.79 | 2.81 | | | | | |
| | 4-wire 56 kbps Local Loop in combination - Zone 3 | | 3 | UNCDX | UDL56 | 55.99 | 127.59 | 60.54 | 42.79 | 2.81 | | | | | |
| | Interoffice Transport - Dedicated - 4-wire 56 kbps combination - Per Mile per month | | | UNCDX | 1L5XX | 0.0091 | | | | | | | | | |
| | Interoffice Transport - Dedicated - 4-wire 56 kbps combination - Facility Termination per month | | | UNCDX | U1TD5 | 18.44 | 94.70 | 52.59 | 50.49 | 21.53 | | | | | |
| | Nonrecurring Currently Combined Network Elements Switch -As-Is Charge | | | UNCDX | UNCCC | | 8.98 | 8.98 | 8.98 | 8.98 | | | | | |
| | EXTENDED 4-WIRE 64 KBPS DIGITAL EXTENDED LOOP WITH 64 KBPS INTEROFFICE TRANSPORT | | | | | | | | | | | | | | |
| | 4-wire 64 kbps Local Loop in Combination - Zone 1 | | 1 | UNCDX | UDL64 | 22.20 | 127.59 | 60.54 | 42.79 | 2.81 | | | | | |
| | 4-wire 64 kbps Local Loop in Combination - Zone 2 | | 2 | UNCDX | UDL64 | 31.56 | 127.59 | 60.54 | 42.79 | 2.81 | | | | | |
| | 4-wire 64 kbps Local Loop in Combination - Zone 3 | | 3 | UNCDX | UDL64 | 55.99 | 127.59 | 60.54 | 42.79 | 2.81 | | | | | |
| | Interoffice Transport - Dedicated - 4-wire 64 kbps combination - Per Mile per month | | | UNCDX | 1L5XX | 0.0091 | | | | | | | | | |
| | Interoffice Transport - Dedicated - 4-wire 64 kbps combination - Facility Termination per month | | | UNCDX | U1TD6 | 18.44 | 94.70 | 52.59 | 50.49 | 21.53 | | | | | |
| | Nonrecurring Currently Combined Network Elements Switch -As-Is Charge | | | UNCDX | UNCCC | | 8.98 | 8.98 | 8.98 | 8.98 | | | | | |
| | EXTENDED 2-WIRE VOICE GRADE LOOP WITH DS1 INTEROFFICE TRANSPORT w/ 3/1 MUX | | | | | | | | | | | | | | |
| | First 2-wire VG Loop (SL2) in Combination - Zone 1 | | 1 | UNCVX | UEAL2 | 12.24 | 127.59 | 60.54 | 42.79 | 2.81 | | | | | |
| | First 2-wire VG Loop (SL2) in Combination - Zone 2 | | 2 | UNCVX | UEAL2 | 17.40 | 127.59 | 60.54 | 42.79 | 2.81 | | | | | |
| | First 2-wire VG Loop (SL2) in Combination - Zone 3 | | 3 | UNCVX | UEAL2 | 30.87 | 127.59 | 60.54 | 42.79 | 2.81 | | | | | |
| | First Interoffice Transport - Dedicated - DS1 combination - Per Mile | | | UNC1X | 1L5XX | 0.1856 | | | | | | | | | |
| | First Interoffice Transport - Dedicated - DS1 combination - Facility Termination per month | | | UNC1X | U1TF1 | 88.44 | 174.46 | 122.46 | 45.61 | 17.95 | | | | | |
| | Per each DS1 Channelization System Per Month | | | UNC1X | MO1 | 146.77 | 101.42 | 71.62 | | | | | | | |
| | Per each Voice Grade COCI - Per Month per month | | | UNCVX | 1D1VG | 1.38 | 10.07 | 7.08 | 0.00 | 0.00 | | | | | |
| | 3/1 Channel System in combination per month | | | UNC3X | MO3 | 211.19 | 199.28 | 118.64 | 40.34 | 39.07 | | | | | |
| | Per each DS1 COCI in combination per month | | | UNC1X | UC1D1 | 13.76 | 10.07 | 7.08 | 0.00 | 0.00 | | | | | |
| | Each Additional 2-Wire VG Loop(SL 2) in the same DS1 Interoffice Transport Combination - Zone 1 | | 1 | UNCVX | UEAL2 | 12.24 | 127.59 | 60.54 | 42.79 | 2.81 | | | | | |
| | Each Additional 2-Wire VG Loop(SL2) in the same DS1 Interoffice Transport Combination - Zone 2 | | 2 | UNCVX | UEAL2 | 17.40 | 127.59 | 60.54 | 42.79 | 2.81 | | | | | |
| | Each Additional 2-Wire VG Loop(SL2) in the same DS1 Interoffice Transport Combination - Zone 3 | | 3 | UNCVX | UEAL2 | 30.87 | 127.59 | 60.54 | 42.79 | 2.81 | | | | | |
| | Each Additional Voice Grade COCI in combination - per month | | | UNCVX | 1D1VG | 1.38 | 10.07 | 7.08 | 0.00 | 0.00 | | | | | |
| | Each Additional DS1 Interoffice Channel per mile in same 3/1 Channel System per month | | | UNC1X | 1L5XX | 0.1856 | | | | | | | | | |
| | Each Additional DS1 Interoffice Channel Facility Termination in same 3/1 Channel System per month | | | UNC1X | U1TF1 | 88.44 | 174.46 | 122.46 | 45.61 | 17.95 | | | | | |
| | Each Additional DS1 COCI combination per month | | | UNC1X | UC1D1 | 13.76 | 10.07 | 7.08 | 0.00 | 0.00 | | | | | |

| UNBUNDLED NETWORK ELEMENTS - Florida | | | | | | | | | | | Attachment: 2 | | Exhibit: A | | |
|--|--|---------|------|-------|-------|------------|--------------|--------|-------------------------|----------------------------------|--------------------------------------|--|---|---|-------|
| CATEGORY | RATE ELEMENTS | Interim | Zone | BCS | USOC | RATES (\$) | | | | Svc Order Submitted Elec per LSR | Svc Order Submitted Manually per LSR | Incremental Charge - Manual Svc Order vs. Electronic-1st | Incremental Charge - Manual Svc Order vs. Electronic-Disc 1st | Incremental Charge - Manual Svc Order vs. Electronic-Disc Add'l | |
| | | | | | | Rec | Nonrecurring | | Nonrecurring Disconnect | | OSS Rates (\$) | | | | |
| | | | | | | | First | Add'l | First | Add'l | SOMEC | SOMAN | SOMAN | SOMAN | SOMAN |
| | Nonrecurring Currently Combined Network Elements Switch -As-Is Charge | | | UNC1X | UNCCC | | 8.98 | 8.98 | 8.98 | 8.98 | | | | | |
| EXTENDED 4-WIRE VOICE GRADE LOOP WITH DEDICATED DS1 INTEROFFICE TRANSPORT w/ 3/1 MUX | | | | | | | | | | | | | | | |
| | First 4-Wire Analog Voice Grade Local Loop in Combination - Zone 1 | | 1 | UNCVX | UEAL4 | 18.89 | 127.59 | 60.54 | 42.79 | 2.81 | | | | | |
| | First 4-Wire Analog Voice Grade Local Loop in Combination - Zone 2 | | 2 | UNCVX | UEAL4 | 26.84 | 127.59 | 60.54 | 42.79 | 2.81 | | | | | |
| | First 4-Wire Analog Voice Grade Local Loop in Combination - Zone 3 | | 3 | UNCVX | UEAL4 | 47.62 | 127.59 | 60.54 | 42.79 | 2.81 | | | | | |
| | First Interoffice Transport - Dedicated - DS1 combination - Per Mile Per Month | | | UNC1X | 1L5XX | 0.1856 | | | | | | | | | |
| | First Interoffice Transport - Dedicated - DS1 - Facility Termination Per Month | | | UNC1X | U1TF1 | 88.44 | 174.46 | 122.46 | 45.61 | 17.95 | | | | | |
| | Per each 1/0 Channel System in combination Per Month | | | UNC1X | MQ1 | 146.77 | 101.42 | 71.62 | | | | | | | |
| | Per each Voice Grade COCI in combination - per month | | | UNCVX | 1D1VG | 1.38 | 10.07 | 7.08 | 0.00 | 0.00 | | | | | |
| | 3/1 Channel System in combination per month | | | UNC3X | MQ3 | 211.19 | 199.28 | 118.64 | 40.34 | 39.07 | | | | | |
| | Per each DS1 COCI in combination per month | | | UNC1X | UC1D1 | 13.76 | 10.07 | 7.08 | 0.00 | 0.00 | | | | | |
| | Additional 4-Wire Analog Voice Grade Loop in same DS1 Interoffice Transport Combination - Zone 1 | | 1 | UNCVX | UEAL4 | 18.89 | 127.59 | 60.54 | 42.79 | 2.81 | | | | | |
| | Additional 4-Wire Analog Voice Grade Loop in same DS1 Interoffice Transport Combination - Zone 2 | | 2 | UNCVX | UEAL4 | 26.84 | 127.59 | 60.54 | 42.79 | 2.81 | | | | | |
| | Additional 4-Wire Analog Voice Grade Loop in same DS1 Interoffice Transport Combination - Zone 3 | | 3 | UNCVX | UEAL4 | 47.62 | 127.59 | 60.54 | 42.79 | 2.81 | | | | | |
| | Each Additional DS1 Interoffice Channel per mile in same 3/1 Channel System per month | | | UNC1X | 1L5XX | 0.1856 | | | | | | | | | |
| | Each Additional DS1 Interoffice Channel Facility Termination in same 3/1 Channel System per month | | | UNC1X | U1TF1 | 88.44 | 174.46 | 122.46 | 45.61 | 17.95 | | | | | |
| | Additional Voice Grade COCI - in combination - per month | | | UNCVX | 1D1VG | 1.38 | 10.07 | 7.08 | 0.00 | 0.00 | | | | | |
| | Nonrecurring Currently Combined Network Elements Switch -As-Is Charge | | | UNC1X | UNCCC | | 8.98 | 8.98 | 8.98 | 8.98 | | | | | |
| EXTENDED 4-WIRE 56 KBPS DIGITAL LOOP WITH DEDICATED DS1 INTEROFFICE TRANSPORT w/ 3/1 MUX | | | | | | | | | | | | | | | |
| | First 4-Wire 56Kbps Digital Grade Local Loop in Combination - Zone 1 | | 1 | UNCDX | UDL56 | 22.20 | 127.59 | 60.54 | 42.79 | 2.81 | | | | | |
| | First 4-Wire 56Kbps Digital Grade Local Loop in Combination - Zone 2 | | 2 | UNCDX | UDL56 | 31.56 | 127.59 | 60.54 | 42.79 | 2.81 | | | | | |
| | First 4-Wire 56Kbps Digital Grade Local Loop in Combination - Zone 3 | | 3 | UNCDX | UDL56 | 55.99 | 127.59 | 60.54 | 42.79 | 2.81 | | | | | |
| | First Interoffice Transport - Dedicated - DS1 combination - Per Mile Per Month | | | UNC1X | 1L5XX | 0.1856 | | | | | | | | | |
| | First Interoffice Transport - Dedicated - DS1 - combination Facility Termination Per Month | | | UNC1X | U1TF1 | 88.44 | 174.46 | 122.46 | 45.61 | 17.95 | | | | | |
| | Per each 1/0 Channel System in combination Per Month | | | UNC1X | MQ1 | 146.77 | 101.42 | 71.62 | | | | | | | |
| | Per each OCU-DP COCI (data) COCI per month (2.4-64kbs) | | | UNCDX | 1D1DD | 2.10 | 10.07 | 7.08 | 0.00 | 0.00 | | | | | |
| | 3/1 Channel System in combination per month | | | UNC3X | MQ3 | 211.19 | 199.28 | 118.64 | 40.34 | 39.07 | | | | | |
| | Per each DS1 COCI in combination per month | | | UNC1X | UC1D1 | 13.76 | 10.07 | 7.08 | 0.00 | 0.00 | | | | | |
| | Additional 4-Wire 56Kbps Digital Grade Loop in same DS1 Interoffice Transport Combination - Zone 1 | | 1 | UNCDX | UDL56 | 22.20 | 127.59 | 60.54 | 42.79 | 2.81 | | | | | |
| | Additional 4-Wire 56Kbps Digital Grade Loop in same DS1 Interoffice Transport Combination - Zone 2 | | 2 | UNCDX | UDL56 | 31.56 | 127.59 | 60.54 | 42.79 | 2.81 | | | | | |
| | Additional 4-Wire 56Kbps Digital Grade Loop in same DS1 Interoffice Transport Combination - Zone 3 | | 3 | UNCDX | UDL56 | 55.99 | 127.59 | 60.54 | 42.79 | 2.81 | | | | | |
| | OCU-DP COCI (data) COCI in combination per month (2.4-64kbs) | | | UNCDX | 1D1DD | 2.10 | 10.07 | 7.08 | 0.00 | 0.00 | | | | | |
| | Each Additional DS1 Interoffice Channel per mile in same 3/1 Channel System per month | | | UNC1X | 1L5XX | 0.1856 | | | | | | | | | |
| | Each Additional DS1 Interoffice Channel Facility Termination in same 3/1 Channel System per month | | | UNC1X | U1TF1 | 88.44 | 174.46 | 122.46 | 45.61 | 17.95 | | | | | |
| | Each Additional DS1 COCI in the same 3/1 channel system combination per month | | | UNC1X | UC1D1 | 13.76 | 10.07 | 7.08 | 0.00 | 0.00 | | | | | |

| UNBUNDLED NETWORK ELEMENTS - Florida | | | | | | | | | | Attachment: 2 | | Exhibit: A | | | | |
|--------------------------------------|--|---------|------|-------|-------|------------|--------------|--------|-------------------------|----------------------------------|--------------------------------------|--|--|---|---|-------|
| CATEGORY | RATE ELEMENTS | Interim | Zone | BCS | USOC | RATES (\$) | | | | Svc Order Submitted Elec per LSR | Svc Order Submitted Manually per LSR | Incremental Charge - Manual Svc Order vs. Electronic-1st | Incremental Charge - Manual Svc Order vs. Electronic-Add'l | Incremental Charge - Manual Svc Order vs. Electronic-Disc 1st | Incremental Charge - Manual Svc Order vs. Electronic-Disc Add'l | |
| | | | | | | Rec | Nonrecurring | | Nonrecurring Disconnect | | OSS Rates (\$) | | | | | |
| | | | | | | | First | Add'l | First | Add'l | SOMECS | SOMAN | SOMAN | SOMAN | SOMAN | SOMAN |
| | Nonrecurring Currently Combined Network Elements Switch -As-Is Charge | | | UNC1X | UNCCC | | 8.98 | 8.98 | 8.98 | 8.98 | | | | | | |
| | EXTENDED 4-WIRE 64 KBPS DIGITAL LOOP WITH DEDICATED DS1 INTEROFFICE TRANSPORT w/ 3/1 MUX | | | | | | | | | | | | | | | |
| | First 4-Wire 64Kbps Digital Grade Loop in a DS1 Interoffice Transport Combination - Zone 1 | | 1 | UNCDX | UDL64 | 22.20 | 127.59 | 60.54 | 42.79 | 2.81 | | | | | | |
| | First 4-Wire 64Kbps Digital Grade Loop in a DS1 Interoffice Transport Combination - Zone 2 | | 2 | UNCDX | UDL64 | 31.56 | 127.59 | 60.54 | 42.79 | 2.81 | | | | | | |
| | First 4-Wire 64Kbps Digital Grade Loop in a DS1 Interoffice Transport Combination - Zone 3 | | 3 | UNCDX | UDL64 | 55.99 | 127.59 | 60.54 | 42.79 | 2.81 | | | | | | |
| | First Interoffice Transport - Dedicated - DS1 combination - Per Mile Per Month | | | UNC1X | 1L5XX | 0.1856 | | | | | | | | | | |
| | First Interoffice Transport - Dedicated - DS1 combination - Facility Termination Per Month | | | UNC1X | U1TF1 | 88.44 | 174.46 | 122.46 | 45.61 | 17.95 | | | | | | |
| | Per each Channel System 1/0 in combination Per Month | | | UNC1X | MQ1 | 146.77 | 101.42 | 71.62 | | | | | | | | |
| | Per each OCU-DP COCI (data) in combination - per month (2 4-64kbs) | | | UNC3X | 1D1DD | 2.10 | 10.07 | 7.08 | 0.00 | 0.00 | | | | | | |
| | 3/1 Channel System in combination per month | | | UNC3X | MQ3 | 211.19 | 199.28 | 118.64 | 40.34 | 39.07 | | | | | | |
| | Per each DS1 COCI in combination per month | | | UNC1X | UC1D1 | 13.76 | 10.07 | 7.08 | 0.00 | 0.00 | | | | | | |
| | Additional 4-Wire 64Kbps Digital Grade Loop in same DS1 Interoffice Transport Combination - Zone 1 | | 1 | UNCDX | UDL64 | 22.20 | 127.59 | 60.54 | 42.79 | 2.81 | | | | | | |
| | Additional 4-Wire 64Kbps Digital Grade Loop in same DS1 Interoffice Transport Combination - Zone 2 | | 2 | UNCDX | UDL64 | 31.56 | 127.59 | 60.54 | 42.79 | 2.81 | | | | | | |
| | Additional 4-Wire 64Kbps Digital Grade Loop in same DS1 Interoffice Transport Combination - Zone 3 | | 3 | UNCDX | UDL64 | 55.99 | 127.59 | 60.54 | 42.79 | 2.81 | | | | | | |
| | Additional OCU-DP COCI (data) - DS1 to DS0 Channel System combination - per month (2.4-64kbs) | | | UNCDX | 1D1DD | 2.10 | 10.07 | 7.08 | 0.00 | 0.00 | | | | | | |
| | Each Additional DS1 Interoffice Channel per mile in same 3/1 Channel System per month | | | UNC1X | 1L5XX | 0.1856 | | | | | | | | | | |
| | Each Additional DS1 Interoffice Channel Facility Termination in same 3/1 Channel System per month | | | UNC1X | U1TF1 | 88.44 | 174.46 | 122.46 | 45.61 | 17.95 | | | | | | |
| | Each Additional DS1 COCI in the same 3/1 channel system combination per month | | | UNC1X | UC1D1 | 13.76 | 10.07 | 7.08 | 0.00 | 0.00 | | | | | | |
| | Nonrecurring Currently Combined Network Elements Switch -As-Is Charge | | | UNC1X | UNCCC | | 8.98 | 8.98 | 8.98 | 8.98 | | | | | | |
| | EXTENDED 2-WIRE ISDN LOOP WITH DS1 INTEROFFICE TRANSPORT w/ 3/1 MUX | | | | | | | | | | | | | | | |
| | First 2-Wire ISDN Loop in a DS1 Interoffice Combination Transport - Zone 1 | | 1 | UNCNX | U1L2X | 19.28 | 127.59 | 60.60 | 42.79 | 2.81 | | | | | | |
| | First 2-Wire ISDN Loop in a DS1 Interoffice Combination Transport - Zone 2 | | 2 | UNCNX | U1L2X | 27.40 | 127.59 | 60.60 | 42.79 | 2.81 | | | | | | |
| | First 2-Wire ISDN Loop in a DS1 Interoffice Combination Transport - Zone 3 | | 3 | UNCNX | U1L2X | 48.62 | 127.59 | 60.60 | 42.79 | 2.81 | | | | | | |
| | First Interoffice Transport - Dedicated - DS1 combination - Per Mile per month | | | UNC1X | 1L5XX | 0.1856 | | | | | | | | | | |
| | First Interoffice Transport - Dedicated - DS1 combination - Facility Termination per month | | | UNC1X | U1TF1 | 88.44 | 174.46 | 122.46 | 45.61 | 17.95 | | | | | | |
| | Per each Channel System 1/0 in combination - per month | | | UNC1X | MQ1 | 146.77 | 101.42 | 71.62 | | | | | | | | |
| | Per each 2-wire ISDN COCI (BRITE) in combination - per month | | | UNCNX | UC1CA | 3.66 | 10.07 | 7.08 | 0.00 | 0.00 | | | | | | |
| | 3/1 Channel System in combination per month | | | UNC3X | MQ3 | 211.19 | 199.28 | 118.64 | 40.34 | 39.07 | | | | | | |
| | Per each DS1 COCI in combination per month | | | UNC1X | UC1D1 | 13.76 | 10.07 | 7.08 | 0.00 | 0.00 | | | | | | |
| | Additional 2-wire ISDN Loop in same DS1Interoffice Transport Combination - Zone 1 | | 1 | UNCNX | U1L2X | 19.28 | 127.59 | 60.60 | 42.79 | 2.81 | | | | | | |
| | Additional 2-wire ISDN Loop in same DS1Interoffice Transport Combination - Zone 2 | | 2 | UNCNX | U1L2X | 27.40 | 127.59 | 60.60 | 42.79 | 2.81 | | | | | | |
| | Additional 2-wire ISDN Loop in same DS1Interoffice Transport Combination - Zone 3 | | 3 | UNCNX | U1L2X | 48.62 | 127.59 | 60.60 | 42.79 | 2.81 | | | | | | |
| | Additional 2-wire ISDN COCI (BRITE) in same 1/0 channel system combination- per month | | | UNCNX | UC1CA | 3.66 | 10.07 | 7.08 | 0.00 | 0.00 | | | | | | |

| UNBUNDLED NETWORK ELEMENTS - Florida | | | | | | | | | | | Attachment: 2 | | Exhibit: A | | | |
|--|---|---------|------|-------|-------|------------|--------------|--------|-------------------------|----------------------------------|--------------------------------------|--|--|---|---|-------|
| CATEGORY | RATE ELEMENTS | Interim | Zone | BCS | USOC | RATES (\$) | | | | Svc Order Submitted Elec per LSR | Svc Order Submitted Manually per LSR | Incremental Charge - Manual Svc Order vs. Electronic-1st | Incremental Charge - Manual Svc Order vs. Electronic-Add'l | Incremental Charge - Manual Svc Order vs. Electronic-Disc 1st | Incremental Charge - Manual Svc Order vs. Electronic-Disc Add'l | |
| | | | | | | Rec | Nonrecurring | | Nonrecurring Disconnect | | OSS Rates (\$) | | | | | |
| | | | | | | | First | Add'l | First | Add'l | SOMEC | SOMAN | SOMAN | SOMAN | SOMAN | SOMAN |
| | Each Additional DS1 Interoffice Channel per mile in same 3/1 Channel System per month | | | UNC1X | 1L5XX | 0.1856 | | | | | | | | | | |
| | Each Additional DS1 Interoffice Channel Facility Termination in same 3/1 Channel System per month | | | UNC1X | U1TF1 | 88.44 | 174.46 | 122.46 | 45.61 | 17.95 | | | | | | |
| | Each Additional DS1 COCI in the same 3/1 channel system combination per month | | | UNC1X | UC1D1 | 13.76 | 10.07 | 7.08 | 0.00 | 0.00 | | | | | | |
| | Nonrecurring Currently Combined Network Elements Switch -As-Is Charge | | | UNC1X | UNCCC | | 8.98 | 8.98 | 8.98 | 8.98 | | | | | | |
| EXTENDED 4-WIRE DS1 LOOP WITH DEDICATED DS1 INTEROFFICE TRANSPORT w/ 3/1 MUX | | | | | | | | | | | | | | | | |
| | First 4-wire DS1 Digital Local Loop in Combination - Zone 1 | | 1 | UNC1X | USLXX | 70.74 | 217.75 | 121.62 | 51.44 | 14.45 | | | | | | |
| | First 4-wire DS1 Digital Local Loop in Combination - Zone 2 | | 2 | UNC1X | USLXX | 100.54 | 217.75 | 121.62 | 51.44 | 14.45 | | | | | | |
| | First 4-wire DS1 Digital Local Loop in Combination - Zone 3 | | 3 | UNC1X | USLXX | 178.39 | 217.75 | 121.62 | 51.44 | 14.45 | | | | | | |
| | First Interoffice Transport - Dedicated - DS1 combination - Per Mile Per Month | | | UNC1X | 1L5XX | 0.1856 | | | | | | | | | | |
| | First Interoffice Transport - Dedicated - DS1 combination - Facility Termination Per Month | | | UNC1X | U1TF1 | 88.44 | 174.46 | 122.46 | 45.61 | 17.95 | | | | | | |
| | 3/1 Channel System in combination per month | | | UNC3X | MQ3 | 211.19 | 199.28 | 118.64 | 40.34 | 39.07 | | | | | | |
| | Per each DS1 COCI combination per month | | | UNC1X | UC1D1 | 13.76 | 10.07 | 7.08 | 0.00 | 0.00 | | | | | | |
| | Each Additional DS1 Interoffice Channel per mile in same 3/1 Channel System per month | | | UNC1X | 1L5XX | 0.1856 | | | | | | | | | | |
| | Each Additional DS1 Interoffice Channel Facility Termination in same 3/1 Channel System per month | | | UNC1X | U1TF1 | 88.44 | 174.46 | 122.46 | 45.61 | 17.95 | | | | | | |
| | Each Additional DS1 COCI in the same 3/1 channel system combination per month | | | UNC1X | UC1D1 | 13.76 | 10.07 | 7.08 | 0.00 | 0.00 | | | | | | |
| | Additional 4-Wire DS1 Digital Local Loop in Combination - Zone 1 | | 1 | UNC1X | USLXX | 70.74 | 217.75 | 121.62 | 51.44 | 14.45 | | | | | | |
| | Additional 4-Wire DS1 Digital Local Loop in Combination - Zone 2 | | 2 | UNC1X | USLXX | 100.54 | 217.75 | 121.62 | 51.44 | 14.45 | | | | | | |
| | Additional 4-Wire DS1 Digital Local Loop in Combination - Zone 3 | | 3 | UNC1X | USLXX | 178.39 | 217.75 | 121.62 | 51.44 | 14.45 | | | | | | |
| | Nonrecurring Currently Combined Network Elements Switch -As-Is Charge | | | UNC1X | UNCCC | | 8.98 | 8.98 | 8.98 | 8.98 | | | | | | |
| EXTENDED 4-WIRE 56 KBPS DIGITAL EXTENDED LOOP WITH DS0 INTEROFFICE TRANSPORT | | | | | | | | | | | | | | | | |
| | First 4-wire 56 kbps Local Loop in combination - Zone 1 | | 1 | UNCDX | UDL56 | 22.20 | 127.59 | 60.54 | 42.79 | 2.81 | | | | | | |
| | First 4-wire 56 kbps Local Loop in combination - Zone 2 | | 2 | UNCDX | UDL56 | 31.56 | 127.59 | 60.54 | 42.79 | 2.81 | | | | | | |
| | First 4-wire 56 kbps Local Loop in combination - Zone 3 | | 3 | UNCDX | UDL56 | 55.99 | 127.59 | 60.54 | 42.79 | 2.81 | | | | | | |
| | First 4-wire 56 kbps Interoffice Transport - Dedicated - Per Mile per month | | | UNCDX | 1L5XX | 0.0091 | | | | | | | | | | |
| | First 4-wire 56 kbps Interoffice Transport - Dedicated - Facility Termination per month | | | UNCDX | U1TD5 | 18.44 | 94.70 | 52.59 | 50.49 | 21.53 | | | | | | |
| | Nonrecurring Currently Combined Network Elements Switch -As-Is Charge | | | UNCDX | UNCCC | | 8.98 | 8.98 | 8.98 | 8.98 | | | | | | |
| EXTENDED 4-WIRE 64 KBPS DIGITAL EXTENDED LOOP WITH DS0 INTEROFFICE TRANSPORT | | | | | | | | | | | | | | | | |
| | First 4-wire 64 kbps Local Loop in combination - Zone 1 | | 1 | UNCDX | UDL64 | 22.20 | 127.59 | 60.54 | 42.79 | 2.81 | | | | | | |
| | First 4-wire 64 kbps Local Loop in combination - Zone 2 | | 2 | UNCDX | UDL64 | 31.56 | 127.59 | 60.54 | 42.79 | 2.81 | | | | | | |
| | First 4-wire 64 kbps Local Loop in combination - Zone 3 | | 3 | UNCDX | UDL64 | 55.99 | 127.59 | 60.54 | 42.79 | 2.81 | | | | | | |
| | First 4-wire 65 kbps Interoffice Transport - Dedicated - Per Mile per month | | | UNCDX | 1L5XX | 0.0091 | | | | | | | | | | |
| | First 4-wire 64 kbps Interoffice Transport - Dedicated - Facility Termination per month | | | UNCDX | U1TD6 | 18.44 | 94.70 | 52.59 | 50.49 | 21.53 | | | | | | |
| | Nonrecurring Currently Combined Network Elements Switch -As-Is Charge | | | UNCDX | UNCCC | | 8.98 | 8.98 | 8.98 | 8.98 | | | | | | |
| ADDITIONAL NETWORK ELEMENTS | | | | | | | | | | | | | | | | |
| When used as a part of a currently combined facility, the non-recurring charges do not apply, but a Switch As Is charge does apply. | | | | | | | | | | | | | | | | |
| When used as ordinarily combined network elements in All States, the non-recurring charges apply and the Switch As Is Charge does not. | | | | | | | | | | | | | | | | |
| Nonrecurring Currently Combined Network Elements "Switch As Is" Charge (One applies to each combination) | | | | | | | | | | | | | | | | |
| | Nonrecurring Currently Combined Network Elements Switch -As-Is Charge - 2 wire/4-Wire VG | | | UNCVX | UNCCC | | 8.98 | 8.98 | 8.98 | 8.98 | | | | | | |

| UNBUNDLED NETWORK ELEMENTS - Florida | | | | | | | | | | | | Attachment: 2 | | Exhibit: A | |
|--|--|---------|------|--------------------------|-------|------------|--------------|--------|-------------------------|----------------------------------|--------------------------------------|--|--|---|---|
| CATEGORY | RATE ELEMENTS | Interim | Zone | BCS | USOC | RATES (\$) | | | | Svc Order Submitted Elec per LSR | Svc Order Submitted Manually per LSR | Incremental Charge - Manual Svc Order vs. Electronic-1st | Incremental Charge - Manual Svc Order vs. Electronic-Add'l | Incremental Charge - Manual Svc Order vs. Electronic-Disc 1st | Incremental Charge - Manual Svc Order vs. Electronic-Disc Add'l |
| | | | | | | Rec | Nonrecurring | | Nonrecurring Disconnect | | OSS Rates (\$) | | | | |
| | | | | | | | First | Add'l | First | Add'l | SOME C | SOMAN | SOMAN | SOMAN | SOMAN |
| | Nonrecurring Currently Combined Network Elements Switch -As-Is Charge - 56/64 kbps | | | UNCDX | UNCCC | | 8.98 | 8.98 | 8.98 | 8.98 | | | | | |
| | Nonrecurring Currently Combined Network Elements Switch -As-Is Charge - DS1 | | | UNC1X | UNCCC | | 8.98 | 8.98 | 8.98 | 8.98 | | | | | |
| | Nonrecurring Currently Combined Network Elements Switch -As-Is Charge - DS3 | | | UNC3X | UNCCC | | 8.98 | 8.98 | 8.98 | 8.98 | | | | | |
| | Nonrecurring Currently Combined Network Elements Switch -As-Is Charge - STS1 | | | UNCSX | UNCCC | | 8.98 | 8.98 | 8.98 | 8.98 | | | | | |
| Optional Features & Functions: | | | | | | | | | | | | | | | |
| | Clear Channel Capability Extended Frame Option - per DS1 | I | | U1TD1, ULDD1, UNC1X | CCOEF | 0I | 0I | 0I | 0I | | | | | | |
| | Clear Channel Capability Super Frame Option - per DS1 | I | | U1TD1, ULDD1, UNC1X | CCOSF | 0I | 0I | 0I | 0I | | | | | | |
| | Clear Channel Capability (SF/ESF) Option - Subsequent Activity - per DS1 | I | | ULDD1, U1TD1, UNC1X, USL | NRCCC | 184.92S | 23.82S | 2.07S | 0.8S | | | | | | |
| | C-bit Parity Option - Subsequent Activity - per DS3 | i | | U1TD3, ULDD3, UE3, UNC3X | NRCC3 | 219.09S | 7.67S | 0.773S | 0S | | | | | | |
| MULTIPLEXERS | | | | | | | | | | | | | | | |
| | DS1 to DS0 Channel System per month | | | UNC1X | MQ1 | 146.77 | 101.42 | 71.62 | | | | | | | |
| | OCU-DP COCI (data) - DS1 to DS0 Channel System - per month (2.4-64 kbps) used for a Local Loop | | | UDL | 1D1DD | 2.10 | 10.07 | 7.08 | | | | | | | |
| | OCU-DP COCI (data) - DS1 to DS0 Channel System - per month (2.4-64 kbps) used for connection to a channelized DS1 Local Channel in the same SWC as collocation | | | U1TUD | 1D1DD | 2.10 | 10.07 | 7.08 | 0.00 | 0.00 | | | | | |
| | 2-wire ISDN COCI (BRITE) - DS1 to DS0 Channel System - per month for a Local Loop | | | UDN | UC1CA | 3.66 | 10.07 | 7.08 | | | | | | | |
| | 2-wire ISDN COCI (BRITE) - DS1 to DS0 Channel System - per month used for connection to a channelized DS1 Local Channel in the same SWC as collocation | | | U1TUB | UC1CA | 3.66 | 10.07 | 7.08 | 0.00 | 0.00 | | | | | |
| | Voice Grade COCI - DS1 to DS0 Channel System - per month used for a Local Loop | | | UEA | 1D1VG | 1.38 | 10.07 | 7.08 | | | | | | | |
| | Voice Grade COCI - DS1 to DS0 Channel System - per month used for connection to a channelized DS1 Local Channel in the same SWC as collocation | | | U1TUC | 1D1VG | 1.38 | 10.07 | 7.08 | 0.00 | 0.00 | | | | | |
| | DS3 to DS1 Channel System per month | | | UNC3X | MQ3 | 211.19 | 199.28 | 118.64 | 40.34 | 39.07 | | | | | |
| | STS-1 to DS1 Channel System per month | | | UNXCS | MQ3 | 211.19 | 199.28 | 118.64 | 40.34 | 39.07 | | | | | |
| | DS1 COCI used with Loop per month | | | USL | UC1D1 | 13.76 | 10.07 | 7.08 | | | | | | | |
| | DS1 COCI (used for connection to a channelized DS1 Local Channel in the same SWC as collocation) per month | | | U1TUA | UC1D1 | 13.76 | 10.07 | 7.08 | 0.00 | 0.00 | | | | | |
| | DS1 COCI used with Interoffice Channel per month | | | U1TD1 | UC1D1 | 13.76 | 10.07 | 7.08 | 0.00 | 0.00 | | | | | |
| | DS3 Interface Unit (DS1 COCI) used with Local Channel per month | | | ULDD1 | UC1D1 | 13.76 | 10.07 | 7.08 | 0.00 | 0.00 | | | | | |
| UNBUNDLED LOCAL EXCHANGE SWITCHING(PORTS) | | | | | | | | | | | | | | | |
| Exchange Ports | | | | | | | | | | | | | | | |
| NOTE: Although the Port Rate includes all available features in GA, KY, LA & TN, the desired features will need to be ordered using retail USOCs | | | | | | | | | | | | | | | |
| 2-WIRE VOICE GRADE LINE PORT RATES (RES) | | | | | | | | | | | | | | | |
| | Exchange Ports - 2-Wire Analog Line Port- Res. | | | UEPSR | UEPRL | 1.40 | 3.74 | 3.63 | 1.88 | 1.80 | | | | | |
| | Exchange Ports - 2-Wire Analog Line Port with Caller ID - Res. | | | UEPSR | UEPRC | 1.40 | 3.74 | 3.63 | 1.88 | 1.80 | | | | | |
| | Exchange Ports - 2-Wire Analog Line Port outgoing only - Res. | | | UEPSR | UEPRO | 1.40 | 3.74 | 3.63 | 1.88 | 1.80 | | | | | |
| | Exchange Ports - 2-Wire VG unbundled Florida area calling with Caller ID - Res. | | | UEPSR | UEPAF | 1.40 | 3.74 | 3.63 | 1.88 | 1.80 | | | | | |
| | Exchange Ports - 2-Wire VG unbundled Florida Residence Area Calling Plan, without Caller ID capability | | | UEPSR | UEPA9 | 1.40 | 3.74 | 3.63 | 1.88 | 1.80 | | | | | |
| | Exchange Ports - 2-Wire VG unbundled Florida extended dialing port for use with CREX7 and Caller ID | | | UEPSR | UEPA1 | 1.40 | 3.74 | 3.63 | 1.88 | 1.80 | | | | | |
| | Exchange Ports - 2-Wire VG unbundled Florida extended dialing port for use with CREX7, without Caller ID capability | | | UEPSR | UEPA8 | 1.40 | 3.74 | 3.63 | 1.88 | 1.80 | | | | | |

UNBUNDLED NETWORK ELEMENTS - Florida

| UNBUNDLED NETWORK ELEMENTS - Florida | | | | | | | | | | | | | Attachment: 2 | | Exhibit: A | |
|---|--|---------|------|---------------|-------|------------|--------------|-------|-------------------------|----------------------------------|--------------------------------------|--|--|---|---|-------|
| CATEGORY | RATE ELEMENTS | Interim | Zone | BCS | USOC | RATES (\$) | | | | Svc Order Submitted Elec per LSR | Svc Order Submitted Manually per LSR | Incremental Charge - Manual Svc Order vs. Electronic-1st | Incremental Charge - Manual Svc Order vs. Electronic-Add'l | Incremental Charge - Manual Svc Order vs. Electronic-Disc 1st | Incremental Charge - Manual Svc Order vs. Electronic-Disc Add'l | |
| | | | | | | Rec | Nonrecurring | | Nonrecurring Disconnect | | OSS Rates (\$) | | | | | |
| | | | | | | | First | Add'l | First | Add'l | SOMECE | SOMAN | SOMAN | SOMAN | SOMAN | SOMAN |
| | Exchange Ports - 2-Wire VG unbundled res, low usage line port with Caller ID (LUM) | | | UEPSR | UEPAP | 1.40 | 3.74 | 3.63 | 1.88 | 1.80 | | | | | | |
| | 2-Wire voice unbundled Low Usage Line Port without Caller ID Capability | | | UEPSR | UEPRT | 1.40 | 3.74 | 3.63 | 1.88 | 1.80 | | | | | | |
| | Subsequent Activity | | | UEPSR | USASC | 0.00 | 0.00 | 0.00 | | | | | | | | |
| FEATURES | | | | | | | | | | | | | | | | |
| | All Available Vertical Features | | | UEPSR | UEPVF | 2.26 | 0.00 | 0.00 | | | | | | | | |
| 2-WIRE VOICE GRADE LINE PORT RATES (BUS) | | | | | | | | | | | | | | | | |
| | Exchange Ports - 2-Wire Analog Line Port without Caller ID - Bus | | | UEPSB | UEPBL | 1.40 | 3.74 | 3.63 | 1.88 | 1.80 | | | | | | |
| | Exchange Ports - 2-Wire VG unbundled Line Port with unbundled port with Caller+E484 ID - Bus | | | UEPSB | UEPBC | 1.40 | 3.74 | 3.63 | 1.88 | 1.80 | | | | | | |
| | Exchange Ports - 2-Wire Analog Line Port outgoing only - Bus | | | UEPSB | UEPBO | 1.40 | 3.74 | 3.63 | 1.88 | 1.80 | | | | | | |
| | Exchange Ports - 2-Wire VG unbundled incoming only port with Caller ID - Bus | | | UEPSB | UEPB1 | 1.40 | 3.74 | 3.63 | 1.88 | 1.80 | | | | | | |
| | 2-Wire voice unbundled Incoming Only Port without Caller ID Capability | | | UEPSB | UEPBE | 1.40 | 3.74 | 3.63 | 1.88 | 1.80 | | | | | | |
| | Subsequent Activity | | | UEPSB | USASC | 0.00 | 0.00 | 0.00 | | | | | | | | |
| FEATURES | | | | | | | | | | | | | | | | |
| | All Available Vertical Features | | | UEPSB | UEPVF | 2.26 | 0.00 | 0.00 | | | | | | | | |
| EXCHANGE PORT RATES (DID & PBX) | | | | | | | | | | | | | | | | |
| | 2-Wire VG Unbundled 2-Way PBX Trunk - Res | | | UEPSE | UEPRD | 1.40 | 39.06 | 18.18 | 12.35 | 0.7187 | | | | | | |
| | 2-Wire VG Line Side Unbundled 2-Way PBX Trunk - Bus | | | UEPSP | UEPPC | 1.40 | 39.06 | 18.18 | 12.35 | 0.7187 | | | | | | |
| | 2-Wire VG Line Side Unbundled Outward PBX Trunk - Bus | | | UEPSP | UEPPO | 1.40 | 39.06 | 18.18 | 12.35 | 0.7187 | | | | | | |
| | 2-Wire VG Line Side Unbundled Incoming PBX Trunk - Bus | | | UEPSP | UEPP1 | 1.40 | 39.06 | 18.18 | 12.35 | 0.7187 | | | | | | |
| | 2-Wire Analog Long Distance Terminal PBX Trunk - Bus | | | UEPSP | UEPLD | 1.40 | 39.06 | 18.18 | 12.35 | 0.7187 | | | | | | |
| | 2-Wire Voice Unbundled PBX LD Terminal Ports | | | UEPSP | UEPLD | 1.40 | 39.06 | 18.18 | 12.35 | 0.7187 | | | | | | |
| | 2-Wire Voice Unbundled 2-Way PBX Usage Port | | | UEPSP | UEPXA | 1.40 | 39.06 | 18.18 | 12.35 | 0.7187 | | | | | | |
| | 2-Wire Voice Unbundled PBX Toll Terminal Hotel Ports | | | UEPSP | UEPXB | 1.40 | 39.06 | 18.18 | 12.35 | 0.7187 | | | | | | |
| | 2-Wire Voice Unbundled PBX LD DDD Terminals Port | | | UEPSP | UEPXC | 1.40 | 39.06 | 18.18 | 12.35 | 0.7187 | | | | | | |
| | 2-Wire Voice Unbundled PBX LD Terminal Switchboard Port | | | UEPSP | UEPXD | 1.40 | 39.06 | 18.18 | 12.35 | 0.7187 | | | | | | |
| | 2-Wire Voice Unbundled PBX LD Terminal Switchboard IDD Capable Port | | | UEPSP | UEPXE | 1.40 | 39.06 | 18.18 | 12.35 | 0.7187 | | | | | | |
| | 2-Wire Voice Unbundled 2-Way PBX Hotel/Hospital Economy Administrative Calling Port | | | UEPSP | UEPXL | 1.40 | 39.06 | 18.18 | 12.35 | 0.7187 | | | | | | |
| | 2-Wire Voice Unbundled 2-Way PBX Hotel/Hospital Economy Room Calling Port | | | UEPSP | UEPXM | 1.40 | 39.06 | 18.18 | 12.35 | 0.7187 | | | | | | |
| | 2-Wire Voice Unbundled 1-Way Outgoing PBX Hotel/Hospital Discount Room Calling Port | | | UEPSP | UEPXO | 1.40 | 39.06 | 18.18 | 12.35 | 0.7187 | | | | | | |
| | 2-Wire Voice Unbundled 1-Way Outgoing PBX Measured Port | | | UEPSP | UEPXS | 1.40 | 39.06 | 18.18 | 12.35 | 0.7187 | | | | | | |
| | Subsequent Activity | | | UEPSP | USASC | 0.00 | 0.00 | 0.00 | | | | | | | | |
| FEATURES | | | | | | | | | | | | | | | | |
| | All Available Vertical Features | | | UEPSP | UEPSE | 2.26 | 0.00 | 0.00 | | | | | | | | |
| EXCHANGE PORT RATES (COIN) | | | | | | | | | | | | | | | | |
| | Exchange Ports - Coin Port | | | | | 1.40 | 3.74 | 3.63 | 1.88 | 1.80 | | | | | | |
| NOTE: Transmission/usage charges associated with POTS circuit switched usage will also apply to circuit switched voice and/or circuit switched data transmission by B-Channels associated with 2-wire ISDN ports. | | | | | | | | | | | | | | | | |
| NOTE: Access to B Channel or D Channel Packet capabilities will be available only through BFR/New Business Request Process. Rates for the packet capabilities will be determined via the Bona Fide Request/New Business Request Process. | | | | | | | | | | | | | | | | |
| UNBUNDLED LOCAL EXCHANGE SWITCHING(PORTS) | | | | | | | | | | | | | | | | |
| EXCHANGE PORT RATES | | | | | | | | | | | | | | | | |
| The DS1 Port rates below for 4-Wire DDITS Trunk Port and 4-Wire ISDN Port in this rate exhibit apply to the embedded base in place as of 10/2/03 until 4/1/04. After 4/1/04 these rates shall revert to tariff rates or a separate agreement. | | | | | | | | | | | | | | | | |
| Requests for 4-Wire DDITS Trunk Ports with 4-Wire ISDN DS1 Ports after the effective date of this amendment shall be provided pursuant to a separate agreement or tariff at BellSouth's discretion. | | | | | | | | | | | | | | | | |
| | Exchange Ports - 2-Wire DID Port | | | UEPEX | UEPP2 | 8.73 | 78.41 | 15.82 | 41.94 | 4.26 | | | | | | |
| | Exchange Ports - DDITS Port - 4-Wire DS1 Port with DID capability (E:4/1/2004) | | | UEPDD | UEPDD | 54.95 | 151.11 | 77.75 | 48.81 | 3.10 | | | | | | |
| | Exchange Ports - 2-Wire ISDN Port (See Notes below.) | | | UEPTX, UEP SX | U1PMA | 8.83 | 46.83 | 50.68 | 27.64 | 11.93 | | | | | | |
| | All Features Offered | | | UEPTX, UEP SX | UEPVF | 2.26 | 0.00 | 0.00 | | | | | | | | |
| | Exchange Ports - 2-Wire ISDN Port - Channel Profiles | | | UEPTX, UEP SX | U1UMA | 0.00 | 0.00 | 0.00 | | | | | | | | |
| NOTE: Access to B Channel or D Channel Packet capabilities will be available only through BFR/New Business Request Process. Rates for the packet capabilities will be determined via the Bona Fide Request/New Business Request Process. | | | | | | | | | | | | | | | | |

| UNBUNDLED NETWORK ELEMENTS - Florida | | | | | | | | | | | | Attachment: 2 | | Exhibit: A | | |
|--|--|---------|------|-------|-------|------------|--------------|--------|-------------------------|----------------------------------|--------------------------------------|--|--|---|---|-------|
| CATEGORY | RATE ELEMENTS | Interim | Zone | BCS | USOC | RATES (\$) | | | | Svc Order Submitted Elec per LSR | Svc Order Submitted Manually per LSR | Incremental Charge - Manual Svc Order vs. Electronic-1st | Incremental Charge - Manual Svc Order vs. Electronic-Add'l | Incremental Charge - Manual Svc Order vs. Electronic-Disc 1st | Incremental Charge - Manual Svc Order vs. Electronic-Disc Add'l | |
| | | | | | | Rec | Nonrecurring | | Nonrecurring Disconnect | | OSS Rates (\$) | | | | | |
| | | | | | | | First | Add'l | First | Add'l | SOME C | SOMAN | SOMAN | SOMAN | SOMAN | SOMAN |
| NOTE: Access to B Channel or D Channel Packet capabilities will be available only through BFR/New Business Request Process. Rates for the packet capabilities will be determined via the Bona Fide Request/New Business Request Process. | | | | | | | | | | | | | | | | |
| EXCHANGE PORT RATES (continued) | | | | | | | | | | | | | | | | |
| | Exchange Ports - 4-Wire ISDN DS1 Port with Detailed E911 Locator Capability (E:4/1/2004) | | | UEPEX | UEPEX | 82.74 | 174.61 | 95.17 | 49.80 | 18.23 | | | | | | |
| | Exchange Ports - 4-Wire ISDN DS1 Port (E:4/1/2004) | | | UEPDX | UEPDX | 82.74 | 174.61 | 95.17 | 49.80 | 18.23 | | | | | | |
| | Physical Collocation - DS1 Cross-Connects | | | UEPEX | UEPDX | PE1P1 | 1.32 | 27.77 | 15.52 | 5.93 | 4.77 | | | | | |
| | Virtual collocation - Special Access & UNE, cross-connect per DS1 | | | UEPEX | UEPDX | CNC1X | 7.50 | 155.00 | 14.00 | | | | | | | |
| Detailed E911 with Locator Capability (required with UEPEX port) | | | | | | | | | | | | | | | | |
| | Unbundled Exchange Ports, 4-Wire ISDN DS1 Port - E911 Locator Capability - Initial Profile Establishment per CLEC per State | | | UEPEX | UEP1A | 0.00 | 1,809.00 | | 151.12 | | | | | | | |
| | Unbundled Exchange Ports, 4-Wire ISDN DS1 Port - E911 Locator Capability - Subsequent Profile Changes, Additions, Deletions | | | UEPEX | UEP1B | 0.00 | 175.66 | | | | | | | | | |
| New or Additional PRI Telephone Numbers | | | | | | | | | | | | | | | | |
| | Unbundled Exchange Ports, 4-Wire ISDN DS1 Port - E911 Locator Capability 2-way Telephone Numbers, per number in E911 profile [New or Additional] | | | UEPEX | UEP1C | 0.0699 | 0.5412 | | | | | | | | | |
| | Unbundled Exchange Ports, 4-Wire ISDN DS1 Port - E911 Locator Capability - Outdial Telephone Numbers, per number in E911 profile [New or Additional] | | | UEPEX | UEP1D | 0.0699 | 12.71 | 12.71 | | | | | | | | |
| | Unbundled Exchange Ports, 4-Wire ISDN DS1 Port - Inward Telephone Numbers - Inward Data Only Option [New or Additional] | | | UEPDX | UEP1E | 0.00 | 0.5412 | | | | | | | | | |
| | Exchange Ports - 4-Wire ISDN DS1 Port - Subsequent [New] Inward Tel Numbers [Customer Testing Purposes] | | | UEPEX | PR7ZT | 0.00 | 25.42 | 25.42 | | | | | | | | |
| LOCAL NUMBER PORTABILITY | | | | | | | | | | | | | | | | |
| | Local Number Portability (1 per port) | | | UEPEX | UEPDX | LNPCN | 1.75 | | | | | | | | | |
| INTERFACE (Provisioning Only) | | | | | | | | | | | | | | | | |
| | Voice/Data | | | UEPEX | PR71V | 0.00 | 0.00 | 0.00 | | | | | | | | |
| | Digital Data | | | UEPEX | PR71D | 0.00 | 0.00 | 0.00 | | | | | | | | |
| | Inward Data | | | UEPDX | PR71E | 0.00 | 0.00 | 0.00 | | | | | | | | |
| New or Additional Channel | | | | | | | | | | | | | | | | |
| | New or Additional - Voice/Data "B" Channel | | | UEPEX | PR7BV | 0.00 | 15.48 | | | | | | | | | |
| | New or Additional - Digital Data "B" Channel | | | UEPEX | PR7BF | 0.00 | 15.48 | | | | | | | | | |
| | New or Additional Inward Data "B" Channel | | | UEPDX | PR7BD | 0.00 | 15.48 | | | | | | | | | |
| | New or Additional Usage Sensitive Voice Data "B" Channel | | | UEPEX | PR7BS | 0.00 | | | | | | | | | | |
| | New or Additional Usage Sensitive Digital Data "B" Channel | | | UEPEX | PR7BU | 0.00 | | | | | | | | | | |
| | New or Additional PRI "D" Channel | | | UEPEX | PR7EX | 0.00 | 15.48 | | | | | | | | | |
| CALL TYPES | | | | | | | | | | | | | | | | |
| | Inward | | | UEPEX | UEPDX | PR7C1 | 0.00 | 0.00 | 0.00 | | | | | | | |
| | Outward | | | UEPEX | PR7CO | 0.00 | 0.00 | 0.00 | | | | | | | | |
| | Two-way | | | UEPEX | PR7CC | 0.00 | 0.00 | 0.00 | | | | | | | | |
| UNBUNDLED PORT with REMOTE CALL FORWARDING CAPABILITY | | | | | | | | | | | | | | | | |
| UNBUNDLED REMOTE CALL FORWARDING SERVICE - RESIDENCE | | | | | | | | | | | | | | | | |
| | Unbundled Remote Call Forwarding Service, Area Calling - Res | | | UEPVR | UERAC | 1.40 | 3.74 | 3.63 | 1.88 | 1.80 | | | | | | |
| | Unbundled Remote Call Forwarding Service, Local Calling - Res | | | UEPVR | UERLC | 1.40 | 3.74 | 3.63 | 1.88 | 1.80 | | | | | | |
| | Unbundled Remote Call Forwarding Service, InterLATA - Res | | | UEPVR | UERTE | 1.40 | 3.74 | 3.63 | 1.88 | 1.80 | | | | | | |
| | Unbundled Remote Call Forwarding Service, IntraLATA - Res | | | UEPVR | UERTR | 1.40 | 3.74 | 3.63 | 1.88 | 1.80 | | | | | | |
| Non-Recurring | | | | | | | | | | | | | | | | |
| | Unbundled Remote Call Forwarding Service - Conversion - Switch-as-is | | | UEPVR | USAC2 | | 0.102 | 0.102 | | | | | | | | |
| | Unbundled Remote Call Forwarding Service - Conversion with allowed change (PIC and LPIC) | | | UEPVR | USACC | | 0.102 | 0.102 | | | | | | | | |
| UNBUNDLED REMOTE CALL FORWARDING - Bus | | | | | | | | | | | | | | | | |
| | Unbundled Remote Call Forwarding Service, Area Calling - Bus | | | UEPVB | UERAC | 1.40 | 3.74 | 3.63 | 1.88 | 1.80 | | | | | | |

| UNBUNDLED NETWORK ELEMENTS - Florida | | | | | | | | | | | | Attachment: 2 | | Exhibit: A | | |
|--|--|---------|------|-------|-------|-------------|--------------|-------|-------------------------|-------|----------------------------------|--------------------------------------|--|--|---|---|
| CATEGORY | RATE ELEMENTS | Interim | Zone | BCS | USOC | RATES (\$) | | | | | Svc Order Submitted Elec per LSR | Svc Order Submitted Manually per LSR | Incremental Charge - Manual Svc Order vs. Electronic-1st | Incremental Charge - Manual Svc Order vs. Electronic-Add'l | Incremental Charge - Manual Svc Order vs. Electronic-Disc 1st | Incremental Charge - Manual Svc Order vs. Electronic-Disc Add'l |
| | | | | | | Rec | Nonrecurring | | Nonrecurring Disconnect | | OSS Rates (\$) | | | | | |
| | | | | | | | First | Add'l | First | Add'l | SOME C | SOMAN | SOMAN | SOMAN | SOMAN | SOMAN |
| | Unbundled Remote Call Forwarding Service, Local Calling - Bus | | | UEPVB | UERLC | 1.40 | 3.74 | 3.63 | 1.88 | 1.80 | | | | | | |
| | Unbundled Remote Call Forwarding Service, InterLATA - Bus | | | UEPVB | UERTE | 1.40 | 3.74 | 3.63 | 1.88 | 1.80 | | | | | | |
| | Unbundled Remote Call Forwarding Service, IntraLATA - Bus | | | UEPVB | UERTR | 1.40 | 3.74 | 3.63 | 1.88 | 1.80 | | | | | | |
| | Unbundled Remote Call Forwarding Service Expanded and Exception Local Calling | | | UEPVB | UERVJ | 1.40 | 3.74 | 3.63 | 1.88 | 1.80 | | | | | | |
| Non-Recurring | | | | | | | | | | | | | | | | |
| | Unbundled Remote Call Forwarding Service - Conversion - Switch-as-is | | | UEPVB | USAC2 | | 0.102 | 0.102 | | | | | | | | |
| | Unbundled Remote Call Forwarding Service - Conversion with allowed change (PIC and LPIC) | | | UEPVB | USACC | | 0.102 | 0.102 | | | | | | | | |
| UNBUNDLED LOCAL SWITCHING, PORT USAGE | | | | | | | | | | | | | | | | |
| End Office Switching (Port Usage) | | | | | | | | | | | | | | | | |
| | End Office Switching Function, Per MOU | | | | | 0.0007662 | | | | | | | | | | |
| | End Office Trunk Port - Shared, Per MOU | | | | | 0.000164 | | | | | | | | | | |
| Tandem Switching (Port Usage) (Local or Access Tandem) | | | | | | | | | | | | | | | | |
| | Tandem Switching Function Per MOU | | | | | 0.0001319 | | | | | | | | | | |
| | Tandem Trunk Port - Shared, Per MOU | | | | | 0.000235 | | | | | | | | | | |
| | Tandem Switching Function Per MOU (Melded) | | | | | 0.000027185 | | | | | | | | | | |
| | Tandem Trunk Port - Shared, Per MOU (Melded) | | | | | 0.000048434 | | | | | | | | | | |
| | Melded Factor: 20.61% of the Tandem Rate | | | | | | | | | | | | | | | |
| Common Transport | | | | | | | | | | | | | | | | |
| | Common Transport - Per Mile, Per MOU | | | | | 0.0000035 | | | | | | | | | | |
| | Common Transport - Facilities Termination Per MOU | | | | | 0.0004372 | | | | | | | | | | |
| UNBUNDLED PORT/LOOP COMBINATIONS - COST BASED RATES | | | | | | | | | | | | | | | | |
| Cost Based Rates are applied where BellSouth is required by FCC and/or State Commission rule to provide Unbundled Local Switching or Switch Ports. | | | | | | | | | | | | | | | | |
| Features shall apply to the Unbundled Port/Loop Combination - Cost Based Rate section in the same manner as they are applied to the Stand-Alone Unbundled Port section of this Rate Exhibit. | | | | | | | | | | | | | | | | |
| End Office and Tandem Switching Usage and Common Transport Usage rates in the Port section of this rate exhibit shall apply to all combinations of loop/port network elements except for UNE Coin Port/Loop Combinations. | | | | | | | | | | | | | | | | |
| The first and additional Port nonrecurring charges apply to Not Currently Combined Combos. For Currently Combined Combos the nonrecurring charges shall be those identified in the Nonrecurring - Currently Combined sections. | | | | | | | | | | | | | | | | |
| 2-WIRE VOICE GRADE LOOP WITH 2-WIRE LINE PORT (RES) | | | | | | | | | | | | | | | | |
| UNE Port/Loop Combination Rates | | | | | | | | | | | | | | | | |
| | 2-Wire VG Loop/Port Combo - Zone 1 | | 1 | | | 10.94 | | | | | | | | | | |
| | 2-Wire VG Loop/Port Combo - Zone 2 | | 2 | | | 15.05 | | | | | | | | | | |
| | 2-Wire VG Loop/Port Combo - Zone 3 | | 3 | | | 25.80 | | | | | | | | | | |
| UNE Loop Rates | | | | | | | | | | | | | | | | |
| | 2-Wire Voice Grade Loop (SL1) - Zone 1 | | 1 | UEPRX | UEPLX | 9.77 | | | | | | | | | | |
| | 2-Wire Voice Grade Loop (SL1) - Zone 2 | | 2 | UEPRX | UEPLX | 13.88 | | | | | | | | | | |
| | 2-Wire Voice Grade Loop (SL1) - Zone 3 | | 3 | UEPRX | UEPLX | 24.63 | | | | | | | | | | |
| 2-Wire Voice Grade Line Port Rates (Res) | | | | | | | | | | | | | | | | |
| | 2-Wire voice unbundled port - residence | | | UEPRX | UEPRL | 1.17 | 53.31 | 26.46 | 27.50 | 8.37 | | | | | | |
| | 2-Wire voice unbundled port with Caller ID - res | | | UEPRX | UEPRC | 1.17 | 53.31 | 26.46 | 27.50 | 8.37 | | | | | | |
| | 2-Wire voice unbundled port outgoing only - res | | | UEPRX | UEPRO | 1.17 | 53.31 | 26.46 | 27.50 | 8.37 | | | | | | |
| | 2-Wire voice unbundled Florida Area Calling with Caller ID - res | | | UEPRX | UEPAF | 1.17 | 53.31 | 26.46 | 27.50 | 8.37 | | | | | | |
| | 2-Wire voice unbundles res, low usage line port with Caller ID (LUM) | | | UEPRX | UEPAP | 1.17 | 53.31 | 26.46 | 27.50 | 8.37 | | | | | | |
| | 2-Wire voice unbundled Florida extended dialing with Caller ID | | | UEPRX | UEPA1 | 1.17 | 53.31 | 26.46 | 27.50 | 8.37 | | | | | | |
| | 2-Wire voice unbundled Florida extended dialing port without Caller ID capability | | | UEPRX | UEPA8 | 1.17 | 53.31 | 26.46 | 27.50 | 8.37 | | | | | | |
| | 2-Wire voice unbundled Florida Area Calling Port without Caller ID Capability | | | UEPRX | UEPA9 | 1.17 | 53.31 | 26.46 | 27.50 | 8.37 | | | | | | |
| | 2-Wire voice unbundled Low Usage Line Port without Caller ID Capability | | | UEPRX | UEPRT | 1.17 | 53.31 | 26.46 | 27.50 | 8.37 | | | | | | |
| FEATURES | | | | | | | | | | | | | | | | |
| | All Features Offered | | | UEPRX | UEPVF | 2.26 | 0.00 | 0.00 | | | | | | | | |
| LOCAL NUMBER PORTABILITY | | | | | | | | | | | | | | | | |
| | Local Number Portability (1 per port) | | | UEPRX | LNPCX | 0.35 | | | | | | | | | | |
| NONRECURRING CHARGES (NRCs) - CURRENTLY COMBINED | | | | | | | | | | | | | | | | |

| UNBUNDLED NETWORK ELEMENTS - Florida | | | | | | | | | | | | | | | | Attachment: 2 | | Exhibit: A | |
|--------------------------------------|--|---------|------|-------|-------|------------|--------------|-------|-------------------------|----------------------------------|--------------------------------------|--|--|---|---|---------------|--|------------|--|
| CATEGORY | RATE ELEMENTS | Interim | Zone | BCS | USOC | RATES (\$) | | | | Svc Order Submitted Elec per LSR | Svc Order Submitted Manually per LSR | Incremental Charge - Manual Svc Order vs. Electronic-1st | Incremental Charge - Manual Svc Order vs. Electronic-Add'l | Incremental Charge - Manual Svc Order vs. Electronic-Disc 1st | Incremental Charge - Manual Svc Order vs. Electronic-Disc Add'l | | | | |
| | | | | | | Rec | Nonrecurring | | Nonrecurring Disconnect | | | OSS Rates (\$) | | | | | | | |
| | | | | | | | First | Add'l | First | Add'l | SOMECSOMAN | SOMAN | SOMAN | SOMAN | SOMAN | SOMAN | | | |
| | 2-Wire Voice Grade Loop / Line Port Combination - Conversion - Switch-as-is | | | UEPRX | USAC2 | | 0.102 | 0.102 | | | | | | | | | | | |
| | 2-Wire Voice Grade Loop / Line Port Combination - Conversion - Switch with change | | | UEPRX | USACC | | 0.102 | 0.102 | | | | | | | | | | | |
| | ADDITIONAL NRCs | | | | | | | | | | | | | | | | | | |
| | 2-Wire Voice Grade Loop/Line Port Combination - Subsequent Activity | | | UEPRX | USAS2 | 0.00 | 0.00 | 0.00 | | | | | | | | | | | |
| | Unbundled Miscellaneous Rate Element, Tag Loop at End User Premise | | | UEPRX | URETL | | 8.33 | 0.83 | | | | | | | | | | | |
| | OFF/ON PREMISES EXTENSION CHANNELS | | | | | | | | | | | | | | | | | | |
| | 2 Wire Analog Voice Grade Extension Loop - Non-Design | | 1 | UEPRX | UEAEN | 10.69 | 49.57 | 22.83 | 25.62 | 6.57 | | | | | | | | | |
| | 2 Wire Analog Voice Grade Extension Loop - Non-Design | | 2 | UEPRX | UEAEN | 15.20 | 49.57 | 22.83 | 25.62 | 6.57 | | | | | | | | | |
| | 2 Wire Analog Voice Grade Extension Loop - Non-Design | | 3 | UEPRX | UEAEN | 26.97 | 49.57 | 22.83 | 25.62 | 6.57 | | | | | | | | | |
| | 2 Wire Analog Voice Grade Extension Loop - Design | | 1 | UEPRX | UEAED | 12.24 | 135.75 | 82.47 | 63.53 | 12.01 | | | | | | | | | |
| | 2 Wire Analog Voice Grade Extension Loop - Design | | 2 | UEPRX | UEAED | 17.40 | 135.75 | 82.47 | 63.53 | 12.01 | | | | | | | | | |
| | 2 Wire Analog Voice Grade Extension Loop - Design | | 3 | UEPRX | UEAED | 30.87 | 135.75 | 82.47 | 63.53 | 12.01 | | | | | | | | | |
| | INTEROFFICE TRANSPORT | | | | | | | | | | | | | | | | | | |
| | Interoffice Transport - Dedicated - 2 Wire Voice Grade - Facility Termination | | | UEPRX | U1TV2 | 25.32 | 47.35 | 31.78 | | | | | | | | | | | |
| | Interoffice Transport - Dedicated - 2 Wire Voice Grade - Per Mile or Fraction Mile | | | UEPRX | U1TVM | 0.0091 | 0.00 | 0.00 | | | | | | | | | | | |
| | 2-WIRE VOICE GRADE LOOP WITH 2-WIRE LINE PORT (BUS) | | | | | | | | | | | | | | | | | | |
| | UNE Port/Loop Combination Rates | | | | | | | | | | | | | | | | | | |
| | 2-Wire VG Loop/Port Combo - Zone 1 | | 1 | | | 10.94 | | | | | | | | | | | | | |
| | 2-Wire VG Loop/Port Combo - Zone 2 | | 2 | | | 15.05 | | | | | | | | | | | | | |
| | 2-Wire VG Loop/Port Combo - Zone 3 | | 3 | | | 25.80 | | | | | | | | | | | | | |
| | UNE Loop Rates | | | | | | | | | | | | | | | | | | |
| | 2-Wire Voice Grade Loop (SL1) - Zone 1 | | 1 | UEPBX | UEPLX | 9.77 | | | | | | | | | | | | | |
| | 2-Wire Voice Grade Loop (SL1) - Zone 2 | | 2 | UEPBX | UEPLX | 13.88 | | | | | | | | | | | | | |
| | 2-Wire Voice Grade Loop (SL1) - Zone 3 | | 3 | UEPBX | UEPLX | 24.63 | | | | | | | | | | | | | |
| | 2-Wire Voice Grade Line Port (Bus) | | | | | | | | | | | | | | | | | | |
| | 2-Wire voice unbundled port without Caller ID - bus | | | UEPBX | UEPBL | 1.17 | 53.31 | 26.46 | 27.50 | 8.37 | | | | | | | | | |
| | 2-Wire voice unbundled port with Caller + E484 ID - bus | | | UEPBX | UEPBC | 1.17 | 53.31 | 26.46 | 27.50 | 8.37 | | | | | | | | | |
| | 2-Wire voice unbundled port outgoing only - bus | | | UEPBX | UEPBO | 1.17 | 53.31 | 26.46 | 27.50 | 8.37 | | | | | | | | | |
| | 2-Wire voice unbundled incoming only port with Caller ID - Bus | | | UEPBX | UEPB1 | 1.17 | 53.31 | 26.46 | 27.50 | 8.37 | | | | | | | | | |
| | 2-Wire voice unbundled Incoming Only Port without Caller ID Capability | | | UEPBX | UEPBE | 1.17 | 53.31 | 26.46 | 27.50 | 8.37 | | | | | | | | | |
| | LOCAL NUMBER PORTABILITY | | | | | | | | | | | | | | | | | | |
| | Local Number Portability (1 per port) | | | UEPBX | LNPCX | 0.35 | | | | | | | | | | | | | |
| | FEATURES | | | | | | | | | | | | | | | | | | |
| | All Features Offered | | | UEPBX | UEPVF | 2.26 | 0.00 | 0.00 | | | | | | | | | | | |
| | NONRECURRING CHARGES (NRCs) - CURRENTLY COMBINED | | | | | | | | | | | | | | | | | | |
| | 2-Wire Voice Grade Loop / Line Port Combination - Conversion - Switch-as-is | | | UEPBX | USAC2 | | 0.102 | 0.102 | | | | | | | | | | | |
| | 2-Wire Voice Grade Loop / Line Port Combination - Conversion - Switch with change | | | UEPBX | USACC | | 0.102 | 0.102 | | | | | | | | | | | |
| | ADDITIONAL NRCs | | | | | | | | | | | | | | | | | | |
| | 2-Wire Voice Grade Loop/Line Port Combination - Subsequent Activity | | | UEPBX | USAS2 | | 0.00 | 0.00 | | | | | | | | | | | |
| | Unbundled Miscellaneous Rate Element, Tag Loop at End User Premise | | | UEPBX | URETL | | 8.33 | 0.83 | | | | | | | | | | | |
| | OFF/ON PREMISES EXTENSION CHANNELS | | | | | | | | | | | | | | | | | | |
| | 2 Wire Analog Voice Grade Extension Loop - Non-Design | | 1 | UEPBX | UEAEN | 10.69 | 49.57 | 22.83 | 25.62 | 6.57 | | | | | | | | | |
| | 2 Wire Analog Voice Grade Extension Loop - Non-Design | | 2 | UEPBX | UEAEN | 15.20 | 49.57 | 22.83 | 25.62 | 6.57 | | | | | | | | | |
| | 2 Wire Analog Voice Grade Extension Loop - Non-Design | | 3 | UEPBX | UEAEN | 26.97 | 49.57 | 22.83 | 25.62 | 6.57 | | | | | | | | | |
| | 2 Wire Analog Voice Grade Extension Loop - Design | | 1 | UEPBX | UEAED | 12.24 | 135.75 | 82.47 | 63.53 | 12.01 | | | | | | | | | |
| | 2 Wire Analog Voice Grade Extension Loop - Design | | 2 | UEPBX | UEAED | 17.40 | 135.75 | 82.47 | 63.53 | 12.01 | | | | | | | | | |
| | 2 Wire Analog Voice Grade Extension Loop - Design | | 3 | UEPBX | UEAED | 30.87 | 135.75 | 82.47 | 63.53 | 12.01 | | | | | | | | | |
| | INTEROFFICE TRANSPORT | | | | | | | | | | | | | | | | | | |

| UNBUNDLED NETWORK ELEMENTS - Florida | | | | | | | | | | | | Attachment: 2 | | Exhibit: A | |
|--------------------------------------|--|---------|------|-------|-------|------------|--------------|--------|-------------------------|----------------------------------|--------------------------------------|--|--|---|---|
| CATEGORY | RATE ELEMENTS | Interim | Zone | BCS | USOC | RATES (\$) | | | | Svc Order Submitted Elec per LSR | Svc Order Submitted Manually per LSR | Incremental Charge - Manual Svc Order vs. Electronic-1st | Incremental Charge - Manual Svc Order vs. Electronic-Add'l | Incremental Charge - Manual Svc Order vs. Electronic-Disc 1st | Incremental Charge - Manual Svc Order vs. Electronic-Disc Add'l |
| | | | | | | Rec | Nonrecurring | | Nonrecurring Disconnect | | OSS Rates (\$) | | | | |
| | | | | | | | First | Add'l | First | Add'l | SOMECS | SOMAN | SOMAN | SOMAN | SOMAN |
| | Interoffice Transport - Dedicated - 2 Wire Voice Grade - Facility Termination | | | UEPBX | U1TV2 | 25.32 | 47.35 | 31.78 | | | | | | | |
| | Interoffice Transport - Dedicated - 2 Wire Voice Grade - Per Mile or Fraction Mile | | | UEPBX | U1TVM | 0.0091 | 0.00 | 0.00 | | | | | | | |
| | 2-WIRE VOICE GRADE LOOP WITH 2-WIRE LINE PORT (RES - PBX) | | | | | | | | | | | | | | |
| | UNE Port/Loop Combination Rates | | | | | | | | | | | | | | |
| | 2-Wire VG Loop/Port Combo - Zone 1 | | 1 | | | 10.94 | | | | | | | | | |
| | 2-Wire VG Loop/Port Combo - Zone 2 | | 2 | | | 15.05 | | | | | | | | | |
| | 2-Wire VG Loop/Port Combo - Zone 3 | | 3 | | | 25.80 | | | | | | | | | |
| | UNE Loop Rates | | | | | | | | | | | | | | |
| | 2-Wire Voice Grade Loop (SL 1) - Zone 1 | | 1 | UEPRG | UEPLX | 9.77 | | | | | | | | | |
| | 2-Wire Voice Grade Loop (SL 1) - Zone 2 | | 2 | UEPRG | UEPLX | 13.88 | | | | | | | | | |
| | 2-Wire Voice Grade Loop (SL 1) - Zone 3 | | 3 | UEPRG | UEPLX | 24.63 | | | | | | | | | |
| | 2-Wire Voice Grade Line Port Rates (RES - PBX) | | | | | | | | | | | | | | |
| | 2-Wire VG Unbundled Combination 2-Way PBX Trunk Port - Res | | | UEPRG | UEPRD | 1.17 | 174.81 | 100.65 | 75.88 | 12.73 | | | | | |
| | LOCAL NUMBER PORTABILITY | | | | | | | | | | | | | | |
| | Local Number Portability (1 per port) | | | UEPRG | LNPCP | 3.15 | 0.00 | 0.00 | | | | | | | |
| | FEATURES | | | | | | | | | | | | | | |
| | All Features Offered | | | UEPRG | UEPVF | 2.26 | 0.00 | 0.00 | | | | | | | |
| | NONRECURRING CHARGES (NRCs) - CURRENTLY COMBINED | | | | | | | | | | | | | | |
| | 2-Wire Voice Grade Loop/ Line Port Combination (PBX) - Conversion - Switch-As-Is | | | UEPRG | USAC2 | | 8.45 | 1.91 | | | | | | | |
| | 2-Wire Voice Grade Loop/ Line Port Combination (PBX) - Conversion - Switch with Change | | | UEPRG | USACC | | 8.45 | 1.91 | | | | | | | |
| | ADDITIONAL NRCs | | | | | | | | | | | | | | |
| | 2-Wire Voice Grade Loop/ Line Port Combination (PBX) - Subsequent Activity | | | UEPRG | USAS2 | 0.00 | 0.00 | 0.00 | | | | | | | |
| | PBX Subsequent Activity - Change/Rearrange Multiline Hunt Group | | | | | | 7.86 | 7.86 | | | | | | | |
| | Unbundled Miscellaneous Rate Element, Tag Loop at End User Premise | | | UEPRG | URETL | | 8.33 | 0.83 | | | | | | | |
| | OFF/ON PREMISES EXTENSION CHANNELS | | | | | | | | | | | | | | |
| | Local Channel Voice grade, per termination | | 1 | UEPRG | P2JHX | 12.24 | 135.75 | 82.47 | 63.53 | 12.01 | | | | | |
| | Local Channel Voice grade, per termination | | 2 | UEPRG | P2JHX | 17.40 | 135.75 | 82.47 | 63.53 | 12.01 | | | | | |
| | Local Channel Voice grade, per termination | | 3 | UEPRG | P2JHX | 30.87 | 135.75 | 82.47 | 63.53 | 12.01 | | | | | |
| | Non-Wire Direct Serve Channel Voice Grade | | 1 | UEPRG | SDD2X | 12.92 | 120.38 | 43.56 | 95.00 | 10.54 | | | | | |
| | Non-Wire Direct Serve Channel Voice Grade | | 2 | UEPRG | SDD2X | 18.36 | 120.38 | 43.56 | 95.00 | 10.54 | | | | | |
| | Non-Wire Direct Serve Channel Voice Grade | | 3 | UEPRG | SDD2X | 32.58 | 120.38 | 43.56 | 95.00 | 10.54 | | | | | |
| | INTEROFFICE TRANSPORT | | | | | | | | | | | | | | |
| | Interoffice Transport - Dedicated - 2 Wire Voice Grade - Facility Termination | | | UEPRG | U1TV2 | 25.32 | 47.35 | 31.78 | | | | | | | |
| | Interoffice Transport - Dedicated - 2 Wire Voice Grade - Per Mile or Fraction Mile | | | UEPRG | U1TVM | 0.0091 | 0.00 | 0.00 | | | | | | | |
| | 2-WIRE VOICE GRADE LOOP WITH 2-WIRE LINE PORT (BUS - PBX) | | | | | | | | | | | | | | |
| | UNE Port/Loop Combination Rates | | | | | | | | | | | | | | |
| | 2-Wire VG Loop/Port Combo - Zone 1 | | 1 | | | 10.94 | | | | | | | | | |
| | 2-Wire VG Loop/Port Combo - Zone 2 | | 2 | | | 15.05 | | | | | | | | | |
| | 2-Wire VG Loop/Port Combo - Zone 3 | | 3 | | | 25.80 | | | | | | | | | |
| | UNE Loop Rates | | | | | | | | | | | | | | |
| | 2-Wire Voice Grade Loop (SL 1) - Zone 1 | | 1 | UEPPX | UEPLX | 9.77 | | | | | | | | | |
| | 2-Wire Voice Grade Loop (SL 1) - Zone 2 | | 2 | UEPPX | UEPLX | 13.88 | | | | | | | | | |
| | 2-Wire Voice Grade Loop (SL 1) - Zone 3 | | 3 | UEPPX | UEPLX | 24.63 | | | | | | | | | |
| | 2-Wire Voice Grade Line Port Rates (BUS - PBX) | | | | | | | | | | | | | | |
| | Line Side Unbundled Combination 2-Way PBX Trunk Port - Bus | | | UEPPX | UEPPC | 1.17 | 174.81 | 100.65 | 75.88 | 12.73 | | | | | |
| | Line Side Unbundled Outward PBX Trunk Port - Bus | | | UEPPX | UEPPO | 1.17 | 174.81 | 100.65 | 75.88 | 12.73 | | | | | |
| | Line Side Unbundled Incoming PBX Trunk Port - Bus | | | UEPPX | UEPP1 | 1.17 | 174.81 | 100.65 | 75.88 | 12.73 | | | | | |
| | 2-Wire Voice Unbundled PBX LD Terminal Ports | | | UEPPX | UEPLD | 1.17 | 174.81 | 100.65 | 75.88 | 12.73 | | | | | |

| UNBUNDLED NETWORK ELEMENTS - Florida | | | | | | | | | | | Attachment: 2 | | Exhibit: A | | |
|---|--|---------|------|-------|-------|------------|--------------|--------|-------------------------|----------------------------------|--------------------------------------|--|--|---|---|
| CATEGORY | RATE ELEMENTS | Interim | Zone | BCS | USOC | RATES (\$) | | | | Svc Order Submitted Elec per LSR | Svc Order Submitted Manually per LSR | Incremental Charge - Manual Svc Order vs. Electronic-1st | Incremental Charge - Manual Svc Order vs. Electronic-Add'l | Incremental Charge - Manual Svc Order vs. Electronic-Disc 1st | Incremental Charge - Manual Svc Order vs. Electronic-Disc Add'l |
| | | | | | | Rec | Nonrecurring | | Nonrecurring Disconnect | | OSS Rates (\$) | | | | |
| | | | | | | | First | Add'l | First | Add'l | SOMECE | SOMAN | SOMAN | SOMAN | SOMAN |
| | 2-Wire Voice Unbundled 2-Way Combination PBX Usage Port | | | UEPPX | UEPXA | 1.17 | 174.81 | 100.65 | 75.88 | 12.73 | | | | | |
| | 2-Wire Voice Unbundled PBX Toll Terminal Hotel Ports | | | UEPPX | UEPXB | 1.17 | 174.81 | 100.65 | 75.88 | 12.73 | | | | | |
| | 2-Wire Voice Unbundled PBX LD DDD Terminals Port | | | UEPPX | UEPXC | 1.17 | 174.81 | 100.65 | 75.88 | 12.73 | | | | | |
| | 2-Wire Voice Unbundled PBX LD Terminal Switchboard Port | | | UEPPX | UEPXD | 1.17 | 174.81 | 100.65 | 75.88 | 12.73 | | | | | |
| | 2-Wire Voice Unbundled PBX LD Terminal Switchboard IDD Capable Port | | | UEPPX | UEPXE | 1.17 | 174.81 | 100.65 | 75.88 | 12.73 | | | | | |
| | 2-Wire Voice Unbundled 2-Way PBX Hotel/Hospital Economy Administrative Calling Port | | | UEPPX | UEPXL | 1.17 | 174.81 | 100.65 | 75.88 | 12.73 | | | | | |
| | 2-Wire Voice Unbundled 2-Way PBX Hotel/Hospital Economy Room Calling Port | | | UEPPX | UEPXM | 1.17 | 174.81 | 100.65 | 75.88 | 12.73 | | | | | |
| | 2-Wire Voice Unbundled 1-Way Outgoing PBX Hotel/Hospital Discount Room Calling Port | | | UEPPX | UEPXO | 1.17 | 174.81 | 100.65 | 75.88 | 12.73 | | | | | |
| | 2-Wire Voice Unbundled 1-Way Outgoing PBX Measured Port | | | UEPPX | UEPXS | 1.17 | 174.81 | 100.65 | 75.88 | 12.73 | | | | | |
| LOCAL NUMBER PORTABILITY | | | | | | | | | | | | | | | |
| | Local Number Portability (1 per port) | | | UEPPX | LNPCP | 3.15 | 0.00 | 0.00 | | | | | | | |
| FEATURES | | | | | | | | | | | | | | | |
| | All Features Offered | | | UEPPX | UEPVF | 2.26 | 0.00 | 0.00 | | | | | | | |
| NONRECURRING CHARGES (NRCs) - CURRENTLY COMBINED | | | | | | | | | | | | | | | |
| | 2-Wire Voice Grade Loop/ Line Port Combination (PBX) - Conversion - Switch-As-Is | | | UEPPX | USAC2 | | 8.45 | 1.91 | | | | | | | |
| | 2-Wire Voice Grade Loop/ Line Port Combination (PBX) - Conversion - Switch with Change | | | UEPPX | USACC | | 8.45 | 1.91 | | | | | | | |
| ADDITIONAL NRCs | | | | | | | | | | | | | | | |
| | 2-Wire Voice Grade Loop/ Line Port Combination (PBX) - Subsequent Activity | | | UEPPX | USAS2 | 0.00 | 0.00 | 0.00 | | | | | | | |
| | PBX Subsequent Activity - Change/Rearrange Multiline Hunt Group | | | | | | 7.86 | 7.86 | | | | | | | |
| | Unbundled Miscellaneous Rate Element, Tag Loop at End User Premise | | | UEPPX | URETL | | 8.33 | 0.83 | | | | | | | |
| OFF/OFF PREMISES EXTENSION CHANNELS | | | | | | | | | | | | | | | |
| | Local Channel Voice grade, per termination | | 1 | UEPPX | P2JHX | 12.24 | 135.75 | 82.47 | 63.53 | 12.01 | | | | | |
| | Local Channel Voice grade, per termination | | 2 | UEPPX | P2JHX | 17.40 | 135.75 | 82.47 | 63.53 | 12.01 | | | | | |
| | Local Channel Voice grade, per termination | | 3 | UEPPX | P2JHX | 30.87 | 135.75 | 82.47 | 63.53 | 12.01 | | | | | |
| | Non-Wire Direct Serve Channel Voice Grade | | 1 | UEPPX | SDD2X | 12.92 | 120.38 | 43.56 | 95.00 | 10.54 | | | | | |
| | Non-Wire Direct Serve Channel Voice Grade | | 2 | UEPPX | SDD2X | 18.36 | 120.38 | 43.56 | 95.00 | 10.54 | | | | | |
| | Non-Wire Direct Serve Channel Voice Grade | | 3 | UEPPX | SDD2X | 32.58 | 120.38 | 43.56 | 95.00 | 10.54 | | | | | |
| INTEROFFICE TRANSPORT | | | | | | | | | | | | | | | |
| | Interoffice Transport - Dedicated - 2 Wire Voice Grade - Facility Termination | | | UEPPX | U1TV2 | 25.32 | 47.35 | 31.78 | | | | | | | |
| | Interoffice Transport - Dedicated - 2 Wire Voice Grade - Per Mile or Fraction Mile | | | UEPPX | U1TVM | 0.0091 | 0.00 | 0.00 | | | | | | | |
| 2-WIRE VOICE GRADE LOOP WITH 2-WIRE ANALOG LINE COIN PORT | | | | | | | | | | | | | | | |
| UNE Port/Loop Combination Rates | | | | | | | | | | | | | | | |
| | 2-Wire VG Coin Port/Loop Combo - Zone 1 | | 1 | | | 10.94 | | | | | | | | | |
| | 2-Wire VG Coin Port/Loop Combo - Zone 2 | | 2 | | | 15.05 | | | | | | | | | |
| | 2-Wire VG Coin Port/Loop Combo - Zone 3 | | 3 | | | 25.80 | | | | | | | | | |
| UNE Loop Rates | | | | | | | | | | | | | | | |
| | 2-Wire Voice Grade Loop (SL1) - Zone 1 | | 1 | UEPCO | UEPLX | 9.77 | | | | | | | | | |
| | 2-Wire Voice Grade Loop (SL1) - Zone 2 | | 2 | UEPCO | UEPLX | 13.88 | | | | | | | | | |
| | 2-Wire Voice Grade Loop (SL1) - Zone 3 | | 3 | UEPCO | UEPLX | 24.63 | | | | | | | | | |
| 2-Wire Voice Grade Line Ports (COIN) | | | | | | | | | | | | | | | |
| | 2-Wire Coin 2-Way with Operator Screening and Blocking: 011, 900/976, 1+DDD (FL) | | | UEPCO | UEP2F | 1.17 | 53.31 | 26.46 | 27.50 | 8.37 | | | | | |
| | 2-Wire Coin 2-Way with Operator Screening and 011 Blocking (FL) | | | UEPCO | UEPFA | 1.17 | 53.31 | 26.46 | 27.50 | 8.37 | | | | | |
| | 2-Wire Coin 2-Way with Operator Screening and Blocking: 900/976, 1+DDD, 011+, and Local (FL) | | | UEPCO | UEPCG | 1.17 | 53.31 | 26.46 | 27.50 | 8.37 | | | | | |
| | 2-Wire Coin Outward with Operator Screening and 011 Blocking (AL, FL) | | | UEPCO | UEPRK | 1.17 | 53.31 | 26.46 | 27.50 | 8.37 | | | | | |

| UNBUNDLED NETWORK ELEMENTS - Florida | | | | | | | | | | | Attachment: 2 | | Exhibit: A | | | |
|--------------------------------------|---|---------|------|-------|-------|------------|--------------|--------|-------------------------|----------------------------------|--------------------------------------|--|--|---|---|-------|
| CATEGORY | RATE ELEMENTS | Interim | Zone | BCS | USOC | RATES (\$) | | | | Svc Order Submitted Elec per LSR | Svc Order Submitted Manually per LSR | Incremental Charge - Manual Svc Order vs. Electronic-1st | Incremental Charge - Manual Svc Order vs. Electronic-Add'l | Incremental Charge - Manual Svc Order vs. Electronic-Disc 1st | Incremental Charge - Manual Svc Order vs. Electronic-Disc Add'l | |
| | | | | | | Rec | Nonrecurring | | Nonrecurring Disconnect | | OSS Rates (\$) | | | | | |
| | | | | | | | First | Add'l | First | Add'l | SOMEc | SOMAN | SOMAN | SOMAN | SOMAN | SOMAN |
| | 2-Wire Coin Outward with Operator Screening and Blocking: 900/976, 1+DDD, 011+ (FL) | | | UEPCO | UEPOF | 1.17 | 53.31 | 26.46 | 27.50 | 8.37 | | | | | | |
| | 2-Wire Coin Outward with Operator Screening and Blocking: 900/976, 1+DDD, 011+, and Local (FL, GA) | | | UEPCO | UEPCO | 1.17 | 53.31 | 26.46 | 27.50 | 8.37 | | | | | | |
| | 2-Wire 2-Way Smartline with 900/976 (all states except LA) | | | UEPCO | UEPCK | 1.17 | 53.31 | 26.46 | 27.50 | 8.37 | | | | | | |
| | 2-Wire Coin Outward Smartline with 900/976 (all states except LA) | | | UEPCO | UEPCR | 1.17 | 53.31 | 26.46 | 27.50 | 8.37 | | | | | | |
| | ADDITIONAL UNE COIN PORT/LOOP (RC) | | | | | | | | | | | | | | | |
| | UNE Coin Port/Loop Combo Usage (Flat Rate) | | | UEPCO | URECU | 1.86 | 0.00 | 0.00 | 0.00 | 0.00 | | | | | | |
| | LOCAL NUMBER PORTABILITY | | | | | | | | | | | | | | | |
| | Local Number Portability (1 per port) | | | UEPCO | LNPCX | 0.35 | | | | | | | | | | |
| | NONRECURRING CHARGES - CURRENTLY COMBINED | | | | | | | | | | | | | | | |
| | 2-Wire Voice Grade Loop / Line Port Combination - Conversion - Switch-as-is | | | UEPCO | USAC2 | | 0.102 | 0.102 | | | | | | | | |
| | 2-Wire Voice Grade Loop / Line Port Combination - Conversion - Switch with change | | | UEPCO | USACC | | 0.102 | 0.102 | | | | | | | | |
| | ADDITIONAL NRCs | | | | | | | | | | | | | | | |
| | 2-Wire Voice Grade Loop/Line Port Combination - Subsequent Activity | | | UEPCO | USAS2 | | 0.00 | 0.00 | | | | | | | | |
| | Unbundled Miscellaneous Rate Element, Tag Loop at End User Premise | | | UEPCO | URETL | | 8.33 | 0.83 | | | | | | | | |
| | 2-WIRE VOICE LOOP/ 2WIRE VOICE GRADE IO TRANSPORT/ 2-WIRE LINE PORT (RES) | | | | | | | | | | | | | | | |
| | UNE Port/Loop Combination Rates | | | | | | | | | | | | | | | |
| | 2-Wire VG Loop/IO Tranport/Port Combo - Zone 1 | | 1 | | | | 13.64 | | | | | | | | | |
| | 2-Wire VG Loop/IO Tranport/Port Combo - Zone 2 | | 2 | | | | 18.80 | | | | | | | | | |
| | 2-Wire VG Loop/IO Tranport/Port Combo - Zone 3 | | 3 | | | | 32.27 | | | | | | | | | |
| | UNE Loop Rates | | | | | | | | | | | | | | | |
| | 2-Wire Voice Grade Loop (SL2) - Zone 1 | | 1 | UEPFR | UECF2 | | 12.24 | | | | | | | | | |
| | 2-Wire Voice Grade Loop (SL2) - Zone 2 | | 2 | UEPFR | UECF2 | | 17.40 | | | | | | | | | |
| | 2-Wire Voice Grade Loop (SL2) - Zone 3 | | 3 | UEPFR | UECF2 | | 30.87 | | | | | | | | | |
| | 2-Wire Voice Grade Line Port Rates (Res) | | | | | | | | | | | | | | | |
| | 2-Wire voice unbundled port - residence | | | UEPFR | UEPRL | 1.40 | 174.81 | 100.65 | 75.88 | 12.73 | | | | | | |
| | 2-Wire voice unbundled port with Caller ID - res | | | UEPFR | UEPRC | 1.40 | 174.81 | 100.65 | 75.88 | 12.73 | | | | | | |
| | 2-Wire voice unbundled port outgoing only - res | | | UEPFR | UEPRO | 1.40 | 174.81 | 100.65 | 75.88 | 12.73 | | | | | | |
| | 2-Wire voice unbundled Florida Area Calling with Caller ID - res | | | UEPFR | UEPAF | 1.40 | 174.81 | 100.65 | 75.88 | 12.73 | | | | | | |
| | 2-Wire voice unbundles res, low usage line port with Caller ID (LUM) | | | UEPFR | UEPAP | 1.40 | 174.81 | 100.65 | 75.88 | 12.73 | | | | | | |
| | INTEROFFICE TRANSPORT | | | | | | | | | | | | | | | |
| | Interoffice Transport - Dedicated - 2 Wire Voice Grade - Facility Termination | | | UEPFR | U1TV2 | 25.32 | 47.35 | 31.78 | | | | | | | | |
| | Interoffice Transport - Dedicated - 2 Wire Voice Grade - Per Mile or Fraction Mile | | | UEPFR | 1L5XX | 0.0091 | | | | | | | | | | |
| | FEATURES | | | | | | | | | | | | | | | |
| | All Features Offered | | | UEPFR | UEPVF | 2.26 | 0.00 | 0.00 | | | | | | | | |
| | LOCAL NUMBER PORTABILITY | | | | | | | | | | | | | | | |
| | Local Number Portability (1 per port) | | | UEPFR | LNPCX | 0.35 | | | | | | | | | | |
| | NONRECURRING CHARGES (NRCs) - CURRENTLY COMBINED | | | | | | | | | | | | | | | |
| | 2-Wire Loop / Dedicated IO Transport / 2 Wire Line Port Combination - Conversion - Switch-as-is | | | UEPFR | USAC2 | | 16.97 | 3.73 | | | | | | | | |
| | 2-Wire Loop / Dedicated IO Transport / 2 Wire Line Port Combination - Conversion - Switch-With-Change | | | UEPFR | USACC | | 16.97 | 3.73 | | | | | | | | |
| | Unbundled Miscellaneous Rate Element, Tag Designed Loop at End User Premise | | | UEPFR | URETN | | 11.21 | 1.10 | | | | | | | | |
| | 2-WIRE VOICE LOOP/ 2WIRE VOICE GRADE IO TRANSPORT/ 2-WIRE LINE PORT (BUS) | | | | | | | | | | | | | | | |
| | UNE Port/Loop Combination Rates | | | | | | | | | | | | | | | |
| | 2-Wire VG Loop/IO Tranport/Port Combo - Zone 1 | | 1 | | | | 13.64 | | | | | | | | | |
| | 2-Wire VG Loop/IO Tranport/Port Combo - Zone 2 | | 2 | | | | 18.80 | | | | | | | | | |
| | 2-Wire VG Loop/IO Tranport/Port Combo - Zone 3 | | 3 | | | | 32.27 | | | | | | | | | |

UNBUNDLED NETWORK ELEMENTS - Florida

| UNBUNDLED NETWORK ELEMENTS - Florida | | | | | | | | | | | | | | | | Attachment: 2 | | Exhibit: A | |
|--------------------------------------|---|------------|------|-------|-------|------------|--------------|--------|-------------------------|---|---|--|--|---|---|----------------|--|------------|--|
| CATEGORY | RATE ELEMENTS | Inter m | Zone | BCS | USOC | RATES (\$) | | | | Svc Order Submitted Elec per LSR | Svc Order Submitted Manually per LSR | Incremental Charge - Manual Svc Order vs. Electronic- 1st | Incremental Charge - Manual Svc Order vs. Electronic- Add'l | Incremental Charge - Manual Svc Order vs. Electronic- Disc 1st | Incremental Charge - Manual Svc Order vs. Electronic- Disc Add'l | | | | |
| | | | | | | Rec | Nonrecurring | | Nonrecurring Disconnect | | | | | | | OSS Rates (\$) | | | |
| | | | | | | | First | Add'l | First | Add'l | SOMEc | SOMAN | SOMAN | SOMAN | SOMAN | SOMAN | | | |
| | UNE Loop Rates | | | | | | | | | | | | | | | | | | |
| | 2-Wire Voice Grade Loop (SL2) - Zone 1 | | 1 | UEPFB | UECF2 | 12.24 | | | | | | | | | | | | | |
| | 2-Wire Voice Grade Loop (SL2) - Zone 2 | | 2 | UEPFB | UECF2 | 17.40 | | | | | | | | | | | | | |
| | 2-Wire Voice Grade Loop (SL2) - Zone 3 | | 3 | UEPFB | UECF2 | 30.87 | | | | | | | | | | | | | |
| | 2-Wire Voice Grade Line Port (Bus) | | | | | | | | | | | | | | | | | | |
| | 2-Wire voice unbundled port without Caller ID - bus | | | UEPFB | UEPBL | 1.40 | 174.81 | 100.65 | 75.88 | 12.73 | | | | | | | | | |
| | 2-Wire voice unbundled port with Caller + E484 ID - bus | | | UEPFB | UEPBC | 1.40 | 174.81 | 100.65 | 75.88 | 12.73 | | | | | | | | | |
| | 2-Wire voice unbundled port outgoing only - bus | | | UEPFB | UEPBO | 1.40 | 174.81 | 100.65 | 75.88 | 12.73 | | | | | | | | | |
| | 2-Wire voice unbundled incoming only port with Caller ID - Bus | | | UEPFB | UEPB1 | 1.40 | 174.81 | 100.65 | 75.88 | 12.73 | | | | | | | | | |
| | LOCAL NUMBER PORTABILITY | | | | | | | | | | | | | | | | | | |
| | Local Number Portability (1 per port) | | | UEPFB | LNPCX | 0.35 | | | | | | | | | | | | | |
| | INTEROFFICE TRANSPORT | | | | | | | | | | | | | | | | | | |
| | Interoffice Transport - Dedicated - 2 Wire Voice Grade - Facility Termination | | | UEPFB | U1TV2 | 25.32 | 47.35 | 31.78 | | | | | | | | | | | |
| | Interoffice Transport - Dedicated - 2 Wire Voice Grade - Per Mile or Fraction Mile | | | UEPFB | 1L5XX | 0.0091 | | | | | | | | | | | | | |
| | FEATURES | | | | | | | | | | | | | | | | | | |
| | All Features Offered | | | UEPFB | UEPVF | 2.26 | 0.00 | 0.00 | | | | | | | | | | | |
| | NONRECURRING CHARGES (NRCs) - CURRENTLY COMBINED | | | | | | | | | | | | | | | | | | |
| | 2-Wire Loop / Dedicated IO Transport / 2 Wire Line Port Combination - Conversion - Switch-as-is | | | UEPFB | USAC2 | | 16.97 | 3.73 | | | | | | | | | | | |
| | 2-Wire Loop / Dedicated IO Transport / 2 Wire Line Port Combination - Conversion - Switch with change | | | UEPFB | USACC | | 16.97 | 3.73 | | | | | | | | | | | |
| | Unbundled Miscellaneous Rate Element, Tag Designed Loop at End User Premise | | | UEPFB | URETN | | 11.21 | 1.10 | | | | | | | | | | | |
| | 2-WIRE VOICE LOOP/ 2WIRE VOICE GRADE IO TRANSPORT/ 2-WIRE LINE PORT (PBX) | | | | | | | | | | | | | | | | | | |
| | UNE Port/Loop Combination Rates | | | | | | | | | | | | | | | | | | |
| | 2-Wire VG Loop/IO Tranport/Port Combo - Zone 1 | | 1 | | | 13.64 | | | | | | | | | | | | | |
| | 2-Wire VG Loop/IO Tranport/Port Combo - Zone 2 | | 2 | | | 18.80 | | | | | | | | | | | | | |
| | 2-Wire VG Loop/IO Tranport/Port Combo - Zone 3 | | 3 | | | 32.27 | | | | | | | | | | | | | |
| | UNE Loop Rates | | | | | | | | | | | | | | | | | | |
| | 2-Wire Voice Grade Loop (SL2) - Zone 1 | | 1 | UEPFP | UECF2 | 12.24 | | | | | | | | | | | | | |
| | 2-Wire Voice Grade Loop (SL2) - Zone 2 | | 2 | UEPFP | UECF2 | 17.40 | | | | | | | | | | | | | |
| | 2-Wire Voice Grade Loop (SL2) - Zone 3 | | 3 | UEPFP | UECF2 | 30.87 | | | | | | | | | | | | | |
| | 2-Wire Voice Grade Line Port Rates (BUS - PBX) | | | | | | | | | | | | | | | | | | |
| | Line Side Unbundled Combination 2-Way PBX Trunk Port - Bus | | | UEPFP | UEPPC | 1.40 | 174.81 | 100.65 | 75.88 | 12.73 | | | | | | | | | |
| | Line Side Unbundled Outward PBX Trunk Port - Bus | | | UEPFP | UEPPO | 1.40 | 174.81 | 100.65 | 75.88 | 12.73 | | | | | | | | | |
| | Line Side Unbundled Incoming PBX Trunk Port - Bus | | | UEPFP | UEPP1 | 1.40 | 174.81 | 100.65 | 75.88 | 12.73 | | | | | | | | | |
| | 2-Wire Voice Unbundled PBX LD Terminal Ports | | | UEPFP | UEPLD | 1.40 | 174.81 | 100.65 | 75.88 | 12.73 | | | | | | | | | |
| | 2-Wire Voice Unbundled 2-Way Combination PBX Usage Port | | | UEPFP | UEPXA | 1.40 | 174.81 | 100.65 | 75.88 | 12.73 | | | | | | | | | |
| | 2-Wire Voice Unbundled PBX Toll Terminal Hotel Ports | | | UEPFP | UEPXB | 1.40 | 174.81 | 100.65 | 75.88 | 12.73 | | | | | | | | | |
| | 2-Wire Voice Unbundled PBX LD DDD Terminals Port | | | UEPFP | UEPXC | 1.40 | 174.81 | 100.65 | 75.88 | 12.73 | | | | | | | | | |
| | 2-Wire Voice Unbundled PBX LD Terminal Switchboard Port | | | UEPFP | UEPXD | 1.40 | 174.81 | 100.65 | 75.88 | 12.73 | | | | | | | | | |
| | 2-Wire Voice Unbundled PBX LD Terminal Switchboard IDD Capable Port | | | UEPFP | UEPXE | 1.40 | 174.81 | 100.65 | 75.88 | 12.73 | | | | | | | | | |
| | 2-Wire Voice Unbundled 2-Way PBX Hotel/Hospital Economy Administrative Calling Port | | | UEPFP | UEPXL | 1.40 | 174.81 | 100.65 | 75.88 | 12.73 | | | | | | | | | |
| | 2-Wire Voice Unbundled 2-Way PBX Hotel/Hospital Economy Room Calling Port | | | UEPFP | UEPXM | 1.40 | 174.81 | 100.65 | 75.88 | 12.73 | | | | | | | | | |
| | 2-Wire Voice Unbundled 1-Way Outgoing PBX Hotel/Hospital Discount Room Calling Port | | | UEPFP | UEPXO | 1.40 | 174.81 | 100.65 | 75.88 | 12.73 | | | | | | | | | |
| | 2-Wire Voice Unbundled 1-Way Outgoing PBX Measured Port | | | UEPFP | UEPXS | 1.40 | 174.81 | 100.65 | 75.88 | 12.73 | | | | | | | | | |
| | LOCAL NUMBER PORTABILITY | | | | | | | | | | | | | | | | | | |
| | Local Number Portability (1 per port) | | | UEPFP | LNPCP | 3.15 | 0.00 | 0.00 | | | | | | | | | | | |
| | INTEROFFICE TRANSPORT | | | | | | | | | | | | | | | | | | |
| | Interoffice Transport - Dedicated - 2 Wire Voice Grade - Facility Termination | | | UEPFP | U1TV2 | 25.32 | 47.35 | 31.78 | | | | | | | | | | | |

| UNBUNDLED NETWORK ELEMENTS - Florida | | | | | | | | | | | | | Attachment: 2 | | Exhibit: A | |
|--|---|---------|------|-------|-------|------------|--------------|--------|-------------------------|----------------------------------|--------------------------------------|--|--|---|---|--|
| CATEGORY | RATE ELEMENTS | Interim | Zone | BCS | USOC | RATES (\$) | | | | Svc Order Submitted Elec per LSR | Svc Order Submitted Manually per LSR | Incremental Charge - Manual Svc Order vs. Electronic-1st | Incremental Charge - Manual Svc Order vs. Electronic-Add'l | Incremental Charge - Manual Svc Order vs. Electronic-Disc 1st | Incremental Charge - Manual Svc Order vs. Electronic-Disc Add'l | |
| | | | | | | Rec | Nonrecurring | | Nonrecurring Disconnect | | | OSS Rates (\$) | | | | |
| | | | | | | | First | Add'l | First | Add'l | SOMEC | SOMAN | SOMAN | SOMAN | SOMAN | |
| | Interoffice Transport - Dedicated - 2 Wire Voice Grade - Per Mile or Fraction Mile | | | UEPFP | 1L5XX | 0.0091 | | | | | | | | | | |
| FEATURES | | | | | | | | | | | | | | | | |
| | All Features Offered | | | UEPFP | UEPVF | 2.26 | 0.00 | 0.00 | | | | | | | | |
| NONRECURRING CHARGES (NRCs) - CURRENTLY COMBINED | | | | | | | | | | | | | | | | |
| | 2-Wire Loop / Dedicated IO Transport / 2 Wire Line Port Combination - Conversion - Switch-as-is | | | UEPFP | USAC2 | | 16.97 | 3.73 | | | | | | | | |
| | 2-Wire Loop / Dedicated IO Transport / 2 Wire Line Port Combination - Conversion - Switch with change | | | UEPFP | USACC | | 16.97 | 3.73 | | | | | | | | |
| | Unbundled Miscellaneous Rate Element, Tag Designed Loop at End User Premise | | | UEPFP | URETN | | 11.21 | 1.10 | | | | | | | | |
| UNBUNDLED PORT/LOOP COMBINATIONS - COST BASED RATES | | | | | | | | | | | | | | | | |
| 2-WIRE VOICE GRADE LOOP- BUS ONLY - WITH 2-WIRE DID TRUNK PORT | | | | | | | | | | | | | | | | |
| UNE Port/Loop Combination Rates | | | | | | | | | | | | | | | | |
| | 2-Wire VG Loop/2-Wire DID Trunk Port Combo - UNE Zone 1 | | 1 | | | 20.95 | | | | | | | | | | |
| | 2-Wire VG Loop/2-Wire DID Trunk Port Combo - UNE Zone 2 | | 2 | | | 26.11 | | | | | | | | | | |
| | 2-Wire VG Loop/2-Wire DID Trunk Port Combo - UNE Zone 3 | | 3 | | | 39.58 | | | | | | | | | | |
| UNE Loop Rates | | | | | | | | | | | | | | | | |
| | 2-Wire Analog Voice Grade Loop - (SL2) - UNE Zone 1 | | 1 | UEPPX | UECD1 | 12.24 | | | | | | | | | | |
| | 2-Wire Analog Voice Grade Loop - (SL2) - UNE Zone 2 | | 2 | UEPPX | UECD1 | 17.40 | | | | | | | | | | |
| | 2-Wire Analog Voice Grade Loop - (SL2) - UNE Zone 3 | | 3 | UEPPX | UECD1 | 30.87 | | | | | | | | | | |
| UNE Port Rate | | | | | | | | | | | | | | | | |
| | Exchange Ports - 2-Wire DID Port | | | UEPPX | UEPD1 | 8.71 | 214.16 | 98.29 | | | | | | | | |
| NONRECURRING CHARGES - CURRENTLY COMBINED | | | | | | | | | | | | | | | | |
| | 2-Wire Voice Grade Loop / 2-Wire DID Trunk Port Combination - Switch-as-is | | | UEPPX | USAC1 | | 7.85 | 1.87 | | | | | | | | |
| | 2-Wire Voice Grade Loop / 2-Wire DID Trunk Port Conversion with BellSouth Allowable Changes | | | UEPPX | USA1C | | 7.85 | 1.87 | | | | | | | | |
| ADDITIONAL NRCs | | | | | | | | | | | | | | | | |
| | 2-Wire DID Subsequent Activity - Add Trunks, Per Trunk | | | UEPPX | USAS1 | | 32.26 | 32.26 | | | | | | | | |
| | Unbundled Miscellaneous Rate Element, Tag Designed Loop at End User Premise | | | UEPPX | URETN | | 11.21 | 1.10 | | | | | | | | |
| Telephone Number/Trunk Group Establishment Charges | | | | | | | | | | | | | | | | |
| | DID Trunk Termination (One Per Port) | | | UEPPX | NDT | 0.00 | 0.00 | 0.00 | | | | | | | | |
| | DID Numbers, Establish Trunk Group and Provide First Group of 20 DID Numbers | | | UEPPX | NDZ | 0.00 | 0.00 | 0.00 | | | | | | | | |
| | Additional DID Numbers for each Group of 20 DID Numbers | | | UEPPX | ND4 | 0.00 | 0.00 | 0.00 | | | | | | | | |
| | DID Numbers, Non- consecutive DID Numbers , Per Number | | | UEPPX | ND5 | 0.00 | 0.00 | 0.00 | | | | | | | | |
| | Reserve Non-Consecutive DID numbers | | | UEPPX | ND6 | 0.00 | 0.00 | 0.00 | | | | | | | | |
| | Reserve DID Numbers | | | UEPPX | NDV | 0.00 | 0.00 | 0.00 | | | | | | | | |
| LOCAL NUMBER PORTABILITY | | | | | | | | | | | | | | | | |
| | Local Number Portability (1 per port) | | | UEPPX | LNPCP | 3.15 | 0.00 | 0.00 | | | | | | | | |
| 2-WIRE ISDN DIGITAL GRADE LOOP WITH 2-WIRE ISDN DIGITAL LINE SIDE PORT | | | | | | | | | | | | | | | | |
| UNE Port/Loop Combination Rates | | | | | | | | | | | | | | | | |
| | 2W ISDN Digital Grade Loop/2W ISDN Digital Line Side Port - UNE Zone 1 | | 1 | UEPPB | UEPPR | 22.63 | | | | | | | | | | |
| | 2W ISDN Digital Grade Loop/2W ISDN Digital Line Side Port - UNE Zone 2 | | 2 | UEPPB | UEPPR | 29.05 | | | | | | | | | | |
| | 2W ISDN Digital Grade Loop/2W ISDN Digital Line Side Port - UNE Zone 3 | | 3 | UEPPB | UEPPR | 45.84 | | | | | | | | | | |
| UNE Loop Rates | | | | | | | | | | | | | | | | |
| | 2-Wire ISDN Digital Grade Loop - UNE Zone 1 | | 1 | UEPPB | UEPPR | USL2X | 15.25 | | | | | | | | | |
| | 2-Wire ISDN Digital Grade Loop - UNE Zone 2 | | 2 | UEPPB | UEPPR | USL2X | 21.67 | | | | | | | | | |
| | 2-Wire ISDN Digital Grade Loop - UNE Zone 3 | | 3 | UEPPB | UEPPR | USL2X | 38.46 | | | | | | | | | |
| UNE Port Rate | | | | | | | | | | | | | | | | |
| | Exchange Port - 2-Wire ISDN Line Side Port | | | UEPPB | UEPPR | UEPPB | 7.38 | 194.52 | 145.09 | | | | | | | |
| NONRECURRING CHARGES - CURRENTLY COMBINED | | | | | | | | | | | | | | | | |

| UNBUNDLED NETWORK ELEMENTS - Florida | | | | | | | | | | | | | Attachment: 2 | | Exhibit: A | |
|--|---|------------|------|-------------|-------|------------|--------------|--------|-------------------------|---|---|--|--|---|---|--|
| CATEGORY | RATE ELEMENTS | Inter m | Zone | BCS | USOC | RATES (\$) | | | | Svc Order Submitted Elec per LSR | Svc Order Submitted Manually per LSR | Incremental Charge - Manual Svc Order vs. Electronic- 1st | Incremental Charge - Manual Svc Order vs. Electronic- Add'l | Incremental Charge - Manual Svc Order vs. Electronic- Disc 1st | Incremental Charge - Manual Svc Order vs. Electronic- Disc Add'l | |
| | | | | | | Rec | Nonrecurring | | Nonrecurring Disconnect | | OSS Rates (\$) | | | | | |
| | | | | | | | First | Add'l | First | Add'l | SOMECD | SOMAN | SOMAN | SOMAN | SOMAN | |
| | 2-Wire ISDN Digital Grade Loop / 2-Wire ISDN Line Side Port Combination - Conversion | | | UEPPB UEPPR | USACB | 0.00 | 25.22 | 17.00 | | | | | | | | |
| ADDITIONAL NRCs | | | | | | | | | | | | | | | | |
| | Unbundled Miscellaneous Rate Element, Tag Designed Loop at End User Premise | | | UEPPB UEPPR | URETN | | 11.21 | 1.10 | | | | | | | | |
| | Unbundled Miscellaneous Rate Element, Tag Loop at End User Premise | | | UEPPB UEPPR | URETL | | 8.33 | 0.83 | | | | | | | | |
| LOCAL NUMBER PORTABILITY | | | | | | | | | | | | | | | | |
| | Local Number Portability (1 per port) | | | UEPPB UEPPR | LNPCX | 0.35 | 0.00 | 0.00 | | | | | | | | |
| B-CHANNEL USER PROFILE ACCESS: | | | | | | | | | | | | | | | | |
| | CVS/CSD (DMS/5ESS) | | | UEPPB UEPPR | U1UCA | 0.00 | 0.00 | 0.00 | | | | | | | | |
| | CVS (EWSD) | | | UEPPB UEPPR | U1UCB | 0.00 | 0.00 | 0.00 | | | | | | | | |
| | CSD | | | UEPPB UEPPR | U1UCC | 0.00 | 0.00 | 0.00 | | | | | | | | |
| B-CHANNEL AREA PLUS USER PROFILE ACCESS: (AL,KY,LA,MS SC,MS, & TN) | | | | | | | | | | | | | | | | |
| USER TERMINAL PROFILE | | | | | | | | | | | | | | | | |
| | User Terminal Profile (EWSD only) | | | UEPPB UEPPR | U1UMA | 0.00 | 0.00 | 0.00 | | | | | | | | |
| VERTICAL FEATURES | | | | | | | | | | | | | | | | |
| | All Vertical Features - One per Channel B User Profile | | | UEPPB UEPPR | UEPVF | 2.26 | 0.00 | 0.00 | | | | | | | | |
| INTEROFFICE CHANNEL MILEAGE | | | | | | | | | | | | | | | | |
| | Interoffice Channel mileage each, including first mile and facilities termination | | | UEPPB UEPPR | M1GNC | 25.3291 | 47.35 | 31.78 | 18.31 | 7.03 | | | | | | |
| | Interoffice Channel mileage each, additional mile | | | UEPPB UEPPR | M1GNM | 0.0091 | 0.00 | 0.00 | | | | | | | | |
| 4-WIRE DS1 DIGITAL LOOP WITH 4-WIRE ISDN DS1 DIGITAL TRUNK PORT | | | | | | | | | | | | | | | | |
| The UNE-P DS1 combination rates below for in this rate exhibit apply to the embedded base in place as of 10/2/03 until 4/1/04. After 4/1/04 these rates shall revert to tariff rates or a separate commercial agreement. | | | | | | | | | | | | | | | | |
| Requests for 4-Wire DS1 Digital Loop with 4-Wire ISDN DS1 Digital Trunk Port after the effective date of this amendment shall be provided pursuant to a separate agreement or tariff at BellSouth's discretion. | | | | | | | | | | | | | | | | |
| UNE Port/Loop Combination Rates | | | | | | | | | | | | | | | | |
| | 4W DS1 Digital Loop/4W ISDN DS1 Digital Trunk Port - UNE Zone 1 | | 1 | UEPPP | | 153.48 | | | | | | | | | | |
| | 4W DS1 Digital Loop/4W ISDN DS1 Digital Trunk Port - UNE Zone 2 | | 2 | UEPPP | | 183.28 | | | | | | | | | | |
| | 4W DS1 Digital Loop/4W ISDN DS1 Digital Trunk Port - UNE Zone 3 | | 3 | UEPPP | | 261.12 | | | | | | | | | | |
| UNE Loop Rates | | | | | | | | | | | | | | | | |
| | 4-Wire DS1 Digital Loop - UNE Zone 1 | | 1 | UEPPP | USL4P | 70.74 | | | | | | | | | | |
| | 4-Wire DS1 Digital Loop - UNE Zone 2 | | 2 | UEPPP | USL4P | 100.54 | | | | | | | | | | |
| | 4-Wire DS1 Digital Loop - UNE Zone 3 | | 3 | UEPPP | USL4P | 178.38 | | | | | | | | | | |
| UNE Port Rate | | | | | | | | | | | | | | | | |
| | Exchange Ports - 4-Wire ISDN DS1 Port (E:4/1/2004) | | | UEPPP | UEPPP | 82.74 | 488.36 | 276.65 | | | | | | | | |
| NONRECURRING CHARGES - CURRENTLY COMBINED | | | | | | | | | | | | | | | | |
| | 4-Wire DS1 Digital Loop / 4-Wire ISDN DS1 Digital Trunk Port Combination - Conversion -Switch-as-is (E:4/1/2004) | | | UEPPP | USACP | 0.00 | 84.17 | 61.38 | | | | | | | | |
| ADDITIONAL NRCs | | | | | | | | | | | | | | | | |
| | 4-Wire DS1 Loop/4-W ISDN Digtl Trk Port - Subsqtl Actvy- Inward/two way Tel Nos. (except NC) | | | UEPPP | PR7TF | | 0.5412 | | | | | | | | | |
| | 4-Wire DS1 Loop / 4-Wire ISDN DS1 Digital Trunk Port - Outward Tel Numbers (All States except NC) | | | UEPPP | PR7TO | | 12.71 | 12.71 | | | | | | | | |
| | 4-Wire DS1 Loop / 4-Wire ISDN DS1 Digital Trk Port - Subsequent Inward Tel Numbers | | | UEPPP | PR7ZT | | 25.42 | 25.42 | | | | | | | | |
| LOCAL NUMBER PORTABILITY | | | | | | | | | | | | | | | | |
| | Local Number Portability (1 per port) | | | UEPPP | LNPCN | 1.75 | | | | | | | | | | |
| INTERFACE (Provisioning Only) | | | | | | | | | | | | | | | | |
| | Voice/Data | | | UEPPP | PR71V | 0.00 | 0.00 | 0.00 | | | | | | | | |
| | Digital Data | | | UEPPP | PR71D | 0.00 | 0.00 | 0.00 | | | | | | | | |
| | Inward Data | | | UEPPP | PR71E | 0.00 | 0.00 | 0.00 | | | | | | | | |
| New or Additional "B" Channel | | | | | | | | | | | | | | | | |
| | New or Additional - Voice/Data B Channel | | | UEPPP | PR7BV | 0.00 | 15.48 | | | | | | | | | |
| | New or Additional - Digital Data B Channel | | | UEPPP | PR7BF | 0.00 | 15.48 | | | | | | | | | |
| | New or Additional Inward Data B Channel | | | UEPPP | PR7BD | 0.00 | 15.48 | | | | | | | | | |
| CALL TYPES | | | | | | | | | | | | | | | | |

UNBUNDLED NETWORK ELEMENTS - Florida

| CATEGORY | RATE ELEMENTS | Interim | Zone | BCS | USOC | RATES (\$) | Svc Order Submitted Elec per LSR | Svc Order Submitted Manually per LSR | Incremental Charge - Manual Svc Order vs. Electronic-1st | Incremental Charge - Manual Svc Order vs. Electronic-Add'l | Incremental Charge - Manual Svc Order vs. Electronic-Disc 1st | Incremental Charge - Manual Svc Order vs. Electronic-Disc Add'l |
|----------|--|---------|------|-------|-------|------------|----------------------------------|--------------------------------------|--|--|---|---|
| | | | | | | | | | | | | |
| | | | | | | Rec | Nonrecurring | | Nonrecurring Disconnect | | OSS Rates (\$) | |
| | | | | | | | First | Add'l | First | Add'l | SOMECSOMAN | SOMAN |
| | Inward | | | UEPPP | PR7C1 | 0.00 | 0.00 | 0.00 | | | | |
| | Outward | | | UEPPP | PR7CO | 0.00 | 0.00 | 0.00 | | | | |
| | Two-way | | | UEPPP | PR7CC | 0.00 | 0.00 | 0.00 | | | | |
| | Interoffice Channel Mileage | | | | | | | | | | | |
| | Fixed Each Including First Mile | | | UEPPP | 1LN1A | 88.6256 | 105.54 | 98.47 | 21.47 | 19.05 | | |
| | Each Airline-Fractional Additional Mile | | | UEPPP | 1LN1B | 0.1856 | | | | | | |
| | 4-WIRE DS1 DIGITAL LOOP WITH 4-WIRE DDITS TRUNK PORT | | | | | | | | | | | |
| | The UNE-P DS1 combination rates below for in this rate exhibit apply to the embedded base in place as of 10/2/03 until 4/1/04. After 4/1/04 these rates shall revert to tariff rates or a separate commercial agreement. | | | | | | | | | | | |
| | Requests for 4-Wire DS1 Digital Loop with 4-Wire DDITS after the effective date of this amendment shall be provided pursuant to a separate agreement or tariff at BellSouth's discretion. | | | | | | | | | | | |
| | UNE Port/Loop Combination Rates | | | | | | | | | | | |
| | 4W DS1 Digital Loop/4W DDITS Trunk Port - UNE Zone 1 | | 1 | UEPDC | | 125.69 | | | | | | |
| | 4W DS1 Digital Loop/4W DDITS Trunk Port - UNE Zone 2 | | 2 | UEPDC | | 155.49 | | | | | | |
| | 4W DS1 Digital Loop/4W DDITS Trunk Port - UNE Zone 3 | | 3 | UEPDC | | 233.33 | | | | | | |
| | UNE Loop Rates | | | | | | | | | | | |
| | 4-Wire DS1 Digital Loop - UNE Zone 1 | | 1 | UEPDC | USLDC | 70.74 | | | | | | |
| | 4-Wire DS1 Digital Loop - UNE Zone 2 | | 2 | UEPDC | USLDC | 100.54 | | | | | | |
| | 4-Wire DS1 Digital Loop - UNE Zone 3 | | 3 | UEPDC | USLDC | 178.38 | | | | | | |
| | UNE Port Rate | | | | | | | | | | | |
| | 4-Wire DDITS Digital Trunk Port (E:4/1/2004) | | | UEPDC | UDD1T | 54.95 | 464.86 | 259.23 | | | | |
| | NONRECURRING CHARGES - CURRENTLY COMBINED | | | | | | | | | | | |
| | 4-Wire DS1 Digital Loop / 4-Wire DDITS Trunk Port Combination - Switch-as-is (E:4/1/2004) | | | UEPDC | USAC4 | | 95.31 | 46.71 | | | | |
| | 4-Wire DS1 Digital Loop / 4-Wire DDITS Trunk Port Combination - Conversion with DS1 Changes (E:4/1/2004) | | | UEPDC | USAWA | | 95.31 | 46.71 | | | | |
| | 4-Wire DS1 Digital Loop / 4-Wire DDITS Trunk Port Combination - Conversion with Change - Trunk (E:4/1/2004) | | | UEPDC | USAWB | | 95.31 | 46.71 | | | | |
| | ADDITIONAL NRCs | | | | | | | | | | | |
| | 4-Wire DS1 Loop / 4-Wire DDITS Trunk Port - NRC - Subsequent Channel Activation/Chan - 2-Way Trunk | | | UEPDC | UDTTA | | 15.69 | 15.69 | | | | |
| | 4-Wire DS1 Loop / 4-Wire DDITS Trunk Port - Subsequent Channel Activation/Chan - 1-Way Outward Trunk | | | UEPDC | UDTTB | | 15.69 | 15.69 | | | | |
| | 4-Wire DS1 Loop / 4-Wire DDITS Trunk Port - Subsqnt Channel Activation/Chan - Inward Trunk w/out DID | | | UEPDC | UDTTC | | 15.69 | 15.69 | | | | |
| | 4-Wire DS1 Loop / 4-Wire DDITS Trunk Port - Subsqnt Chan Activation Per Chan - Inward Trunk with DID | | | UEPDC | UDTTD | | 15.69 | 15.69 | | | | |
| | 4-Wire DS1 Loop / 4-Wire DDITS Trunk Port - Subsqnl Chan Activation / Chan - 2-Way DID w User Trans | | | UEPDC | UDTTE | | 15.69 | 15.69 | | | | |
| | BIPOLAR 8 ZERO SUBSTITUTION | | | | | | | | | | | |
| | B8ZS - Superframe Format | | | UEPDC | CCOSF | 0.00i | 655.00s | | | | | |
| | B8ZS - Extended Superframe Format | | | UEPDC | CCOEF | 0.00i | 655.00s | | | | | |
| | Alternate Mark Inversion | | | | | | | | | | | |
| | AMI - Superframe Format | | | UEPDC | MCOSF | | 0.00 | 0.00 | | | | |
| | AMI - Extended SuperFrame Format | | | UEPDC | MCOPO | | 0.00 | 0.00 | | | | |
| | Telephone Number/Trunk Group Establishment Charges | | | | | | | | | | | |
| | Telephone Number for 2-Way Trunk Group | | | UEPDC | UDTGX | 0.00 | | | | | | |
| | Telephone Number for 1-Way Outward Trunk Group | | | UEPDC | UDTGY | 0.00 | | | | | | |
| | Telephone Number for 1-Way Inward Trunk Group Without DID | | | UEPDC | UDTGZ | 0.00 | | | | | | |
| | DID Numbers, Establish Trunk Group and Provide First Group of 20 DID Numbers | | | UEPDC | NDZ | 0.00 | 0.00 | 0.00 | | | | |
| | DID Numbers for each Group of 20 DID Numbers | | | UEPDC | ND4 | 0.00 | | | | | | |
| | DID Numbers, Non- consecutive DID Numbers , Per Number | | | UEPDC | ND5 | 0.00 | | | | | | |
| | Reserve Non-Consecutive DID Nos. | | | UEPDC | ND6 | 0.00 | 0.00 | 0.00 | | | | |
| | Reserve DID Numbers | | | UEPDC | NDV | 0.00 | 0.00 | 0.00 | | | | |
| | Dedicated DS1 (Interoffice Channel Mileage) - FX/FCO for 4-Wire DS1 Digital Loop with 4-Wire DDITS Trunk Port | | | | | | | | | | | |
| | Interoffice Channel Mileage - Fixed rate 0-8 miles (Facilities Termination) | | | UEPDC | 1LNO1 | 88.44 | 105.54 | 98.47 | 21.47 | 19.05 | | |
| | Interoffice Channel Mileage - Additional rate per mile - 0-8 miles | | | UEPDC | 1LNOA | 0.1856 | 0.00 | 0.00 | | | | |

UNBUNDLED NETWORK ELEMENTS - Florida

| CATEGORY | RATE ELEMENTS | Interim | Zone | BCS | USOC | RATES (\$) | Svc Order Submitted Elec per LSR | Svc Order Submitted Manually per LSR | Incremental Charge - Manual Svc Order vs. Electronic-1st | Incremental Charge - Manual Svc Order vs. Electronic-Add'l | Incremental Charge - Manual Svc Order vs. Electronic-Disc 1st | Incremental Charge - Manual Svc Order vs. Electronic-Disc Add'l |
|---|--|---------|------|-------|--------|------------|----------------------------------|--------------------------------------|--|--|---|---|
| | | | | | | | | | | | | |
| | | | | | | Rec | Nonrecurring | | Nonrecurring Disconnect | | OSS Rates (\$) | |
| | | | | | | | First | Add'l | First | Add'l | SOMECSOMAN | SOMAN |
| | Interoffice Channel Mileage - Fixed rate 9-25 miles (Facilities Termination) | | | UEPDC | 1LNO2 | 0.00 | 0.00 | 0.00 | | | | |
| | Interoffice Channel Mileage - Additional rate per mile - 9-25 miles | | | UEPDC | 1LNOB | 0.1856 | 0.00 | 0.00 | | | | |
| | Interoffice Channel Mileage - Fixed rate 25+ miles (Facilities Termination) | | | UEPDC | 1LNO3 | 0.00 | 0.00 | 0.00 | 0.00 | | | |
| | Interoffice Channel Mileage - Additional rate per mile - 25+ miles | | | UEPDC | 1LNOC | 0.1856 | 0.00 | 0.00 | | | | |
| | Local Number Portability, per DS0 Activated | | | UEPDC | LNPCP | 3.15 | 0.00 | 0.00 | 0.00 | | | |
| | Central Office Terminating Point | | | UEPDC | CTG | 0.00 | | | | | | |
| 4-WIRE DS1 LOOP WITH CHANNELIZATION WITH PORT | | | | | | | | | | | | |
| System is 1 DS1 Loop, 1 D4 Channel Bank, and up to 24 Feature Activations | | | | | | | | | | | | |
| Each System can have up to 24 combinations of rates depending on type and number of ports used | | | | | | | | | | | | |
| The UNE-P DS1 combination rates below for 4-Wire DS1 Loop with Channelization with Port in this rate exhibit apply to the embedded base in place as of 10/2/03 until 4/1/04. After 4/1/04 these rates shall revert to tariff rates or a separate agreement. | | | | | | | | | | | | |
| Requests for 4-Wire DS1 Loop with Channelization with Port after the effective date of this amendment shall be provided pursuant to a separate agreement or tariff at BellSouth's discretion. | | | | | | | | | | | | |
| UNE DS1 Loop | | | | | | | | | | | | |
| | 4-Wire DS1 Loop - UNE Zone 1 | | 1 | UEPMG | USLDC | 70.74 | 0.00 | 0.00 | | | | |
| | 4-Wire DS1 Loop - UNE Zone 2 | | 2 | UEPMG | USLDC | 100.54 | 0.00 | 0.00 | | | | |
| | 4-Wire DS1 Loop - UNE Zone 3 | | 3 | UEPMG | USLDC | 178.38 | 0.00 | 0.00 | | | | |
| UNE DSO Channelization Capacities (D4 Channel Bank Configurations) | | | | | | | | | | | | |
| | 24 DSO Channel Capacity - 1 per DS1 | | | UEPMG | VUM24 | 118.06 | 0.00 | 0.00 | | | | |
| | 48 DSO Channel Capacity - 1 per 2 DS1s | | | UEPMG | VUM48 | 236.12 | 0.00 | 0.00 | | | | |
| | 96 DSO Channel Capacity - 1per 4 DS1s | | | UEPMG | VUM96 | 472.24 | 0.00 | 0.00 | | | | |
| | 144 DSO Channel Capacity - 1 per 6 DS1s | | | UEPMG | VUM144 | 708.36 | 0.00 | 0.00 | | | | |
| | 192 DSO Channel Capacity - 1 per 8 DS1s | | | UEPMG | VUM192 | 944.48 | 0.00 | 0.00 | | | | |
| | 240 DSO Channel Capacity - 1 per 10 DS1s | | | UEPMG | VUM240 | 1,180.60 | 0.00 | 0.00 | | | | |
| | 288 DSO Channel Capacity - 1 per 12 DS1s | | | UEPMG | VUM288 | 1,416.72 | 0.00 | 0.00 | | | | |
| | 384 DSO Channel Capacity - 1 per 16 DS1s | | | UEPMG | VUM384 | 1,888.96 | 0.00 | 0.00 | | | | |
| | 480 DSO Channel Capacity - 1 per 20 DS1s | | | UEPMG | VUM480 | 2,361.20 | 0.00 | 0.00 | | | | |
| | 576 DSO Channel Capacity - 1 per 24 DS1s | | | UEPMG | VUM576 | 2,833.44 | 0.00 | 0.00 | | | | |
| | 672 DSO Channel Capacity - 1 per 28 DS1s | | | UEPMG | VUM672 | 3,305.68 | 0.00 | 0.00 | | | | |
| Non-Recurring Charges (NRC) Associated with 4-Wire DS1 Loop with Channelization with Port - Conversion Charge Based on a System | | | | | | | | | | | | |
| A Minimum System configuration is One (1) DS1, One (1) D4 Channel Bank, and Up To 24 DSO Ports with Feature Activations. | | | | | | | | | | | | |
| Multiples of this configuration functioning as one are considered Add'l after the minimum system configuration is counted. | | | | | | | | | | | | |
| | NRC - Conversion (Currently Combined) with or without BellSouth Allowed Changes | | | UEPMG | USAC4 | 0.00 | 96.77 | 4.24 | | | | |
| System Additions at End User Locations Where 4-Wire DS1 Loop with Channelization with Port Combination Currently Exists and | | | | | | | | | | | | |
| New (Not Currently Combined) in all states, except in Density Zone 1 of Top 8 MSA's | | | | | | | | | | | | |
| | 1 DS1/D4 Channel Bank - Additionally Add NRC for each Port and Assoc Fea Activation (E:4/1/2004) | | | UEPMG | VUMD4 | 0.00 | 726.11 | 468.21 | 145.32 | 17.24 | | |
| Bipolar 8 Zero Substitution | | | | | | | | | | | | |
| | Clear Channel Capability Format, superframe - Subsequent Activity Only | | | UEPMG | CCOSF | 0.00 | 0.00i | 655.00s | | | | |
| | Clear Channel Capability Format - Extended Superframe - Subsequent Activity Only | | | UEPMG | CCOEF | 0.00 | 0.00i | 655.00s | | | | |
| Alternate Mark Inversion (AMI) | | | | | | | | | | | | |
| | Superframe Format | | | UEPMG | MCOSF | 0.00 | 0.00 | 0.00 | | | | |
| | Extended Superframe Format | | | UEPMG | MCOPO | 0.00 | 0.00 | 0.00 | | | | |
| Exchange Ports Associated with 4-Wire DS1 Loop with Channelization with Port | | | | | | | | | | | | |
| Exchange Ports | | | | | | | | | | | | |
| | Line Side Combination Channelized PBX Trunk Port - Business (E:4/1/2004) | | | UEPPX | UEPCX | 1.40 | 0.00 | 0.00 | 0.00 | 0.00 | | |
| | Line Side Outward Channelized PBX Trunk Port - Business (E:4/1/2004) | | | UEPPX | UEPOX | 1.40 | 0.00 | 0.00 | 0.00 | 0.00 | | |
| | Line Side Inward Only Channelized PBX Trunk Port without DID (E:4/1/2004) | | | UEPPX | UEP1X | 1.40 | 0.00 | 0.00 | 0.00 | 0.00 | | |
| | 2-Wire Trunk Side Unbundled Channelized DID Trunk Port (E:4/1/2004) | | | UEPPX | UEPDM | 8.71 | 0.00 | 0.00 | 0.00 | 0.00 | | |
| Feature Activations - Unbundled Loop Concentration | | | | | | | | | | | | |

UNBUNDLED NETWORK ELEMENTS - Florida

| CATEGORY | RATE ELEMENTS | Interim | Zone | BCS | USOC | RATES (\$) | | | | Svc Order Submitted Elec per LSR | Svc Order Submitted Manually per LSR | Attachment: 2 | | Exhibit: A | |
|----------|--|---------|------|-------|-------|------------|--------------------|--------------------|-------------------------------|----------------------------------|--------------------------------------|--|--|---|---|
| | | | | | | | | | | | | Incremental Charge - Manual Svc Order vs. Electronic-1st | Incremental Charge - Manual Svc Order vs. Electronic-Add'l | Incremental Charge - Manual Svc Order vs. Electronic-Disc 1st | Incremental Charge - Manual Svc Order vs. Electronic-Disc Add'l |
| | | | | | | Rec | Nonrecurring First | Nonrecurring Add'l | Nonrecurring Disconnect First | Nonrecurring Disconnect Add'l | SOME C | SOMAN | SOMAN | SOMAN | SOMAN |
| | Feature (Service) Activation for each Line Port Terminated in D4 Bank | | | UEPPX | 1POWM | 0.6402 | 25.40 | 13.41 | 3.96 | 3.93 | | | | | |
| | Feature (Service) Activation for each Trunk Port Terminated in D4 Bank | | | UEPPX | 1POWU | 0.6402 | 78.16 | 18.42 | 56.03 | 10.95 | | | | | |
| | Telephone Number/ Group Establishment Charges for DID Service | | | | | | | | | | | | | | |
| | DID Trunk Termination (1 per Port) | | | UEPPX | NDT | 0.00 | 0.00 | 0.00 | | | | | | | |
| | Estab Trk Grp and Provide 1st 20 DID Nos. (FL, GA, NC, & SC) | | | UEPPX | NDZ | 0.00 | 0.00 | 0.00 | | | | | | | |
| | DID Numbers - groups of 20 - Valid all States | | | UEPPX | ND4 | 0.00 | 0.00 | 0.00 | | | | | | | |
| | Non-Consecutive DID Numbers - per number | | | UEPPX | ND5 | 0.00 | 0.00 | 0.00 | | | | | | | |
| | Reserve Non-Consecutive DID Numbers | | | UEPPX | ND6 | 0.00 | 0.00 | 0.00 | | | | | | | |
| | Reserve DID Numbers | | | UEPPX | NDV | 0.00 | 0.00 | 0.00 | | | | | | | |
| | Local Number Portability | | | | | | | | | | | | | | |
| | Local Number Portability - 1 per port | | | UEPPX | LNPCP | 3.15 | 0.00 | 0.00 | | | | | | | |
| | FEATURES - Vertical and Optional | | | | | | | | | | | | | | |
| | Local Switching Features Offered with Line Side Ports Only | | | | | | | | | | | | | | |
| | All Features Available | | | UEPPX | UEPVF | 2.26 | 0.00 | 0.00 | | | | | | | |
| | UNBUNDLED CENTREX PORT/LOOP COMBINATIONS - COST BASED RATES | | | | | | | | | | | | | | |
| | 1. Cost Based Rates are applied where BellSouth is required by FCC and/or State Commission rule to provide Unbundled Local Switching or Switch Ports. | | | | | | | | | | | | | | |
| | 2. Features shall apply to the Unbundled Port/Loop Combination - Cost Based Rate section in the same manner as they are applied to the Stand-Alone Unbundled Port section of this Rate Exhibit. | | | | | | | | | | | | | | |
| | 3. End Office and Tandem Switching Usage and Common Transport Usage rates in the Port section of this rate exhibit shall apply to all combinations of loop/port network elements except for UNE Coin Port/Loop Combinations. | | | | | | | | | | | | | | |
| | 4. The first and additional Port nonrecurring charges apply to Not Currently Combined Combos. For Currently Combined Combos, the nonrecurring charges shall be those identified in the Nonrecurring - Currently Combined sections. Additional NRCs may apply also and are categorized accordingly. | | | | | | | | | | | | | | |
| | 5. Market Rates for Unbundled Centrex Port/Loop Combination will be negotiated on an Individual Case Basis, until further notice. | | | | | | | | | | | | | | |
| | UNE-P CENTREX - 1AESS - (Valid in AL, FL, GA, KY, LA, MS, & TN only) | | | | | | | | | | | | | | |
| | 2-Wire VG Loop/2-Wire Voice Grade Port (Centrex) Combo | | | | | | | | | | | | | | |
| | UNE Port/Loop Combination Rates (Non-Design) | | | | | | | | | | | | | | |
| | 2-Wire VG Loop/2-Wire Voice Grade Port (Centrex) Port Combo - Non-Design | | 1 | UEP91 | | 10.94 | | | | | | | | | |
| | 2-Wire VG Loop/2-Wire Voice Grade Port (Centrex) Port Combo - Non-Design | | 2 | UEP91 | | 15.05 | | | | | | | | | |
| | 2-Wire VG Loop/2-Wire Voice Grade Port (Centrex) Port Combo - Non-Design | | 3 | UEP91 | | 25.80 | | | | | | | | | |
| | UNE Port/Loop Combination Rates (Design) | | | | | | | | | | | | | | |
| | 2-Wire VG Loop/2-Wire Voice Grade Port (Centrex) Port Combo - Design | | 1 | UEP91 | | 13.41 | | | | | | | | | |
| | 2-Wire VG Loop/2-Wire Voice Grade Port (Centrex) Port Combo - Design | | 2 | UEP91 | | 18.57 | | | | | | | | | |
| | 2-Wire VG Loop/2-Wire Voice Grade Port (Centrex) Port Combo - Design | | 3 | UEP91 | | 32.04 | | | | | | | | | |
| | UNE Loop Rate | | | | | | | | | | | | | | |
| | 2-Wire Voice Grade Loop (SL 1) - Zone 1 | | 1 | UEP91 | UECS1 | 9.77 | | | | | | | | | |
| | 2-Wire Voice Grade Loop (SL 1) - Zone 2 | | 2 | UEP91 | UECS1 | 13.88 | | | | | | | | | |
| | 2-Wire Voice Grade Loop (SL 1) - Zone 3 | | 3 | UEP91 | UECS1 | 24.63 | | | | | | | | | |
| | 2-Wire Voice Grade Loop (SL 2) - Zone 1 | | 1 | UEP91 | UECS2 | 12.24 | | | | | | | | | |
| | 2-Wire Voice Grade Loop (SL 2) - Zone 2 | | 2 | UEP91 | UECS2 | 17.40 | | | | | | | | | |
| | 2-Wire Voice Grade Loop (SL 2) - Zone 3 | | 3 | UEP91 | UECS2 | 30.87 | | | | | | | | | |
| | UNE Ports | | | | | | | | | | | | | | |
| | All States (Except North Carolina and Sout Carolina) | | | | | | | | | | | | | | |
| | 2-Wire Voice Grade Port (Centrex) Basic Local Area | | | UEP91 | UEPYA | 1.17 | 53.31 | 26.46 | 27.50 | 8.37 | | | | | |
| | 2-Wire Voice Grade Port (Centrex 800 termination) Basic Local Area | | | UEP91 | UEPYB | 1.17 | 53.31 | 26.46 | 27.50 | 8.37 | | | | | |
| | 2-Wire Voice Grade Port (Centrex with Caller ID) Note 1 Basic Local Area | | | UEP91 | UEPYH | 1.17 | 53.31 | 26.46 | 27.50 | 8.37 | | | | | |
| | 2-Wire Voice Grade Port (Centrex from diff Serving Wire Center) Note 2, 3 Basic Local Area | | | UEP91 | UEPYM | 1.17 | 139.49 | 86.10 | 65.41 | 13.81 | | | | | |
| | 2-Wire Voice Grade Port, Diff Serving Wire Center - 800 Service Term - Basic Local Area | | | UEP91 | UEPYZ | 1.17 | 139.49 | 86.10 | 65.41 | 13.81 | | | | | |
| | 2-Wire Voice Grade Port terminated in on Megalink or equivalent - Basic Local Area | | | UEP91 | UEPY9 | 1.17 | 53.31 | 26.46 | 27.50 | 8.37 | | | | | |

| UNBUNDLED NETWORK ELEMENTS - Florida | | | | | | | | | | | | Attachment: 2 | | Exhibit: A | | |
|--|--|---------|------|-------|--------|------------|--------------|-------|-------------------------|----------------------------------|--------------------------------------|--|--|---|---|-------|
| CATEGORY | RATE ELEMENTS | Interim | Zone | BCS | USOC | RATES (\$) | | | | Svc Order Submitted Elec per LSR | Svc Order Submitted Manually per LSR | Incremental Charge - Manual Svc Order vs. Electronic-1st | Incremental Charge - Manual Svc Order vs. Electronic-Add'l | Incremental Charge - Manual Svc Order vs. Electronic-Disc 1st | Incremental Charge - Manual Svc Order vs. Electronic-Disc Add'l | |
| | | | | | | Rec | Nonrecurring | | Nonrecurring Disconnect | | OSS Rates (\$) | | | | | |
| | | | | | | | First | Add'l | First | Add'l | SOME C | SOMAN | SOMAN | SOMAN | SOMAN | SOMAN |
| | 2-Wire Voice Grade Port Terminated on 800 Service Term - Basic Local Area | | | UEP91 | UEPY2 | 1.17 | 53.31 | 26.46 | 27.50 | 8.37 | | | | | | |
| Georgia and Florida Only | | | | | | | | | | | | | | | | |
| | 2-Wire Voice Grade Port (Centrex) | | | UEP91 | UEPHA | 1.17 | 53.31 | 26.46 | 27.50 | 8.37 | | | | | | |
| | 2-Wire Voice Grade Port (Centrex 800 termination) | | | UEP91 | UEPHB | 1.17 | 53.31 | 26.46 | 27.50 | 8.37 | | | | | | |
| | 2-Wire Voice Grade Port (Centrex with Caller ID)1 | | | UEP91 | UEPHH | 1.17 | 53.31 | 26.46 | 27.50 | 8.37 | | | | | | |
| | 2-Wire Voice Grade Port (Centrex from diff Serving Wire Center)2,3 | | | UEP91 | UEPHM | 1.17 | 139.49 | 86.10 | 65.41 | 13.81 | | | | | | |
| | 2-Wire Voice Grade Port, Diff Serving Wire Center 2.3 - 800 Service Term | | | UEP91 | UEPHZ | 1.17 | 139.49 | 86.10 | 65.41 | 13.81 | | | | | | |
| | 2-Wire Voice Grade Port terminated in on Megalink or equivalent | | | UEP91 | UEPH9 | 1.17 | 53.31 | 26.46 | 27.50 | 8.37 | | | | | | |
| | 2-Wire Voice Grade Port Terminated on 800 Service Term | | | UEP91 | UEPH2 | 1.17 | 53.31 | 26.46 | 27.50 | 8.37 | | | | | | |
| Local Switching | | | | | | | | | | | | | | | | |
| | Centrex Intercom Functionality, per port | | | UEP91 | URECS | 0.7384 | | | | | | | | | | |
| Local Number Portability | | | | | | | | | | | | | | | | |
| | Local Number Portability (1 per port) | | | UEP91 | LNPPC | 0.35 | | | | | | | | | | |
| Features | | | | | | | | | | | | | | | | |
| | All Standard Features Offered, per port | | | UEP91 | UEPVF | 2.26 | | | | | | | | | | |
| | All Select Features Offered, per port | | | UEP91 | UEPVS | 0.00 | 370.70 | | | | | | | | | |
| | All Centrex Control Features Offered, per port | | | UEP91 | UEPVC | 2.26 | | | | | | | | | | |
| NARS | | | | | | | | | | | | | | | | |
| | Unbundled Network Access Register - Combination | | | UEP91 | UARCX | 0.00 | 0.00 | 0.00 | 0.00 | 0.00 | | | | | | |
| | Unbundled Network Access Register - Indial | | | UEP91 | UAR1X | 0.00 | 0.00 | 0.00 | 0.00 | 0.00 | | | | | | |
| | Unbundled Network Access Register - Ouldial | | | UEP91 | UARO X | 0.00 | 0.00 | 0.00 | 0.00 | 0.00 | | | | | | |
| Miscellaneous Terminations | | | | | | | | | | | | | | | | |
| 2-Wire Trunk Side | | | | | | | | | | | | | | | | |
| | Trunk Side Terminations, each | | | UEP91 | CENA6 | 8.73 | | | | | | | | | | |
| Interoffice Channel Mileage - 2-Wire | | | | | | | | | | | | | | | | |
| | Interoffice Channel Facilities Termination - Voice Grade | | | UEP91 | M1GBC | 25.32 | | | | | | | | | | |
| | Interoffice Channel mileage, per mile or fraction of mile | | | UEP91 | M1GBM | 0.0091 | | | | | | | | | | |
| Feature Activations (DS0) Centrex Loops on Channelized DS1 Service | | | | | | | | | | | | | | | | |
| D4 Channel Bank Feature Activations | | | | | | | | | | | | | | | | |
| | Feature Activation on D-4 Channel Bank Centrex Loop Slot | | | UEP91 | 1PQWS | 0.66 | | | | | | | | | | |
| | Feature Activation on D-4 Channel Bank FX line Side Loop Slot | | | UEP91 | 1PQW6 | 0.66 | | | | | | | | | | |
| | Feature Activation on D-4 Channel Bank FX Trunk Side Loop Slot | | | UEP91 | 1PQW7 | 0.66 | | | | | | | | | | |
| | Feature Activation on D-4 Channel Bank Centrex Loop Slot - Different Wire Center | | | UEP91 | 1PQWP | 0.66 | | | | | | | | | | |
| | Feature Activation on D-4 Channel Bank Private Line Loop Slot | | | UEP91 | 1PQWV | 0.66 | | | | | | | | | | |
| | Feature Activation on D-4 Channel Bank Tjje Line/Trunk Loop Slot | | | UEP91 | 1PQWQ | 0.66 | | | | | | | | | | |
| | Feature Activation on D-4 Channel Bank WATS Loop Slot | | | UEP91 | 1PQWA | 0.66 | | | | | | | | | | |
| Non-Recurring Charges (NRC) Associated with UNE-P Centrex | | | | | | | | | | | | | | | | |
| | Conversion - Currently Combined Switch-As-Is with allowed changes, per port | | | UEP91 | USAC2 | | 21.50 | 8.42 | | | | | | | | |
| | Conversion of Existing Centrex Common Block | | | UEP91 | USACN | | 5.17 | 8.32 | | | | | | | | |
| | New Centrex Standard Common Block | | | UEP91 | M1ACS | 0.00 | 618.82 | | | | | | | | | |
| | New Centrex Customized Common Block | | | UEP91 | M1ACC | 0.00 | 618.82 | | | | | | | | | |
| | Secondary Block, per Block | | | UEP91 | M2CC1 | 0.00 | 71.31 | | | | | | | | | |
| | NAR Establishment Charge, Per Occasion | | | UEP91 | URECA | 0.00 | 66.48 | | | | | | | | | |
| UNE-P CENTREX - 5ESS (Valid in All States) | | | | | | | | | | | | | | | | |
| 2-Wire VG Loop/2-Wire Voice Grade Port (Centrex) Combo | | | | | | | | | | | | | | | | |
| UNE Port/Loop Combination Rates (Non-Design) | | | | | | | | | | | | | | | | |
| | 2-Wire VG Loop/2-Wire Voice Grade Port (Centrex) Port Combo - Non-Design | | 1 | UEP95 | | 10.94 | | | | | | | | | | |

| UNBUNDLED NETWORK ELEMENTS - Florida | | | | | | | | | | | Attachment: 2 | | Exhibit: A | | |
|--------------------------------------|---|---------|------|-------|-------|------------|--------------|-------|-------------------------|----------------------------------|--------------------------------------|--|--|---|---|
| CATEGORY | RATE ELEMENTS | Interim | Zone | BCS | USOC | RATES (\$) | | | | Svc Order Submitted Elec per LSR | Svc Order Submitted Manually per LSR | Incremental Charge - Manual Svc Order vs. Electronic-1st | Incremental Charge - Manual Svc Order vs. Electronic-Add'l | Incremental Charge - Manual Svc Order vs. Electronic-Disc 1st | Incremental Charge - Manual Svc Order vs. Electronic-Disc Add'l |
| | | | | | | Rec | Nonrecurring | | Nonrecurring Disconnect | | OSS Rates (\$) | | | | |
| | | | | | | | First | Add'l | First | Add'l | SOMEc | SOMAN | SOMAN | SOMAN | SOMAN |
| | 2-Wire VG Loop/2-Wire Voice Grade Port (Centrex)Port Combo - Non-Design | | 2 | UEP95 | | 15.05 | | | | | | | | | |
| | 2-Wire VG Loop/2-Wire Voice Grade Port (Centrex)Port Combo - Non-Design | | 3 | UEP95 | | 25.80 | | | | | | | | | |
| | UNE Port/Loop Combination Rates (Design) | | | | | | | | | | | | | | |
| | 2-Wire VG Loop/2-Wire Voice Grade Port (Centrex) Port Combo - Design | | 1 | UEP95 | | 13.41 | | | | | | | | | |
| | 2-Wire VG Loop/2-Wire Voice Grade Port (Centrex)Port Combo - Design | | 2 | UEP95 | | 18.57 | | | | | | | | | |
| | 2-Wire VG Loop/2-Wire Voice Grade Port (Centrex)Port Combo - Design | | 3 | UEP95 | | 32.04 | | | | | | | | | |
| | UNE Loop Rate | | | | | | | | | | | | | | |
| | 2-Wire Voice Grade Loop (SL 1) - Zone 1 | | 1 | UEP95 | UECS1 | 9.77 | | | | | | | | | |
| | 2-Wire Voice Grade Loop (SL 1) - Zone 2 | | 2 | UEP95 | UECS1 | 13.88 | | | | | | | | | |
| | 2-Wire Voice Grade Loop (SL 1) - Zone 3 | | 3 | UEP95 | UECS1 | 24.63 | | | | | | | | | |
| | 2-Wire Voice Grade Loop (SL 2) - Zone 1 | | 1 | UEP95 | UECS2 | 12.24 | | | | | | | | | |
| | 2-Wire Voice Grade Loop (SL 2) - Zone 2 | | 2 | UEP95 | UECS2 | 17.40 | | | | | | | | | |
| | 2-Wire Voice Grade Loop (SL 2) - Zone 3 | | 3 | UEP95 | UECS2 | 30.87 | | | | | | | | | |
| | UNE Port Rate | | | | | | | | | | | | | | |
| | All States | | | | | | | | | | | | | | |
| | 2-Wire Voice Grade Port (Centrex) Basic Local Area | | | UEP95 | UEPYA | 1.17 | 53.31 | 26.46 | 27.50 | 8.37 | | | | | |
| | 2-Wire Voice Grade Port (Centrex 800 termination) | | | UEP95 | UEPYB | 1.17 | 53.31 | 26.46 | 27.50 | 8.37 | | | | | |
| | 2-Wire Voice Grade Port (Centrex with Caller ID)1Basic Local Area | | | UEP95 | UEPYH | 1.17 | 53.31 | 26.46 | 27.50 | 8.37 | | | | | |
| | 2-Wire Voice Grade Port (Centrex from diff Serving Wire Center)2,3 Basic Local Area | | | UEP95 | UEPYM | 1.17 | 139.49 | 86.10 | 65.41 | 13.81 | | | | | |
| | 2-Wire Voice Grade Port, Diff Serving Wire Center 2,3 - 800 Service Term - Basic Local Area | | | UEP95 | UEPYZ | 1.17 | 139.49 | 86.10 | 65.41 | 13.81 | | | | | |
| | 2-Wire Voice Grade Port terminated in on Megalink or equivalent - Basic Local Area | | | UEP95 | UEPY9 | 1.17 | 53.31 | 26.46 | 27.50 | 8.37 | | | | | |
| | 2-Wire Voice Grade Port Terminated on 800 Service Term - Basic Local Area | | | UEP95 | UEPY2 | 1.17 | 53.31 | 26.46 | 27.50 | 8.37 | | | | | |
| | AL, KY, LA, MS, SC, & TN Only | | | | | | | | | | | | | | |
| | FL & GA Only | | | | | | | | | | | | | | |
| | 2-Wire Voice Grade Port (Centrex) | | | UEP95 | UEPHA | 1.17 | 53.31 | 26.46 | 27.50 | 8.37 | | | | | |
| | 2-Wire Voice Grade Port (Centrex 800 termination) | | | UEP95 | UEPHB | 1.17 | 53.31 | 26.46 | 27.50 | 8.37 | | | | | |
| | 2-Wire Voice Grade Port (Centrex with Caller ID)1 | | | UEP95 | UEPHH | 1.17 | 53.31 | 26.46 | 27.50 | 8.37 | | | | | |
| | 2-Wire Voice Grade Port (Centrex from diff Serving Wire Center)2,3 | | | UEP95 | UEPHM | 1.17 | 139.49 | 86.10 | 65.41 | 13.81 | | | | | |
| | 2-Wire Voice Grade Port, Diff Serving Wire Center - 800 Service Term 2,3 | | | UEP95 | UEPHZ | 1.17 | 139.49 | 86.10 | 65.41 | 13.81 | | | | | |
| | 2-Wire Voice Grade Port terminated in on Megalink or equivalent | | | UEP95 | UEPH9 | 1.17 | 53.31 | 26.46 | 27.50 | 8.37 | | | | | |
| | 2-Wire Voice Grade Port Terminated on 800 Service Term | | | UEP95 | UEPH2 | 1.17 | 53.31 | 26.46 | 27.50 | 8.37 | | | | | |
| | Local Switching | | | | | | | | | | | | | | |
| | Centrex Intercom Functionality, per port | | | UEP95 | URECS | 0.7384 | | | | | | | | | |
| | Local Number Portability | | | | | | | | | | | | | | |
| | Local Number Portability (1 per port) | | | UEP95 | LNPCC | 0.35 | | | | | | | | | |
| | Features | | | | | | | | | | | | | | |
| | All Standard Features Offered, per port | | | UEP95 | UEPVF | 2.26 | | | | | | | | | |
| | All Select Features Offered, per port | | | UEP95 | UEPVS | 0.00 | 370.70 | | | | | | | | |
| | All Centrex Control Features Offered, per port | | | UEP95 | UEPVC | 2.26 | | | | | | | | | |
| | NARS | | | | | | | | | | | | | | |
| | Unbundled Network Access Register - Combination | | | UEP95 | UARCX | 0.00 | 0.00 | 0.00 | 0.00 | 0.00 | | | | | |
| | Unbundled Network Access Register - Indial | | | UEP95 | UAR1X | 0.00 | 0.00 | 0.00 | 0.00 | 0.00 | | | | | |
| | Unbundled Network Access Register - Outdial | | | UEP95 | UAROx | 0.00 | 0.00 | 0.00 | 0.00 | 0.00 | | | | | |
| | Miscellaneous Terminations | | | | | | | | | | | | | | |
| | 2-Wire Trunk Side | | | | | | | | | | | | | | |
| | Trunk Side Terminations, each | | | UEP95 | CEND6 | 8.73 | | | | | | | | | |

| UNBUNDLED NETWORK ELEMENTS - Florida | | | | | | | | | | | | | | | | Attachment: 2 | | Exhibit: A | |
|--------------------------------------|--|---------|------|-------|-------|------------|--------------------|--------------------|-------------------------------|----------------------------------|--------------------------------------|--|--|---|---|---------------|--|------------|--|
| CATEGORY | RATE ELEMENTS | Interim | Zone | BCS | USOC | RATES (\$) | | | | Svc Order Submitted Elec per LSR | Svc Order Submitted Manually per LSR | Incremental Charge - Manual Svc Order vs. Electronic-1st | Incremental Charge - Manual Svc Order vs. Electronic-Add'l | Incremental Charge - Manual Svc Order vs. Electronic-Disc 1st | Incremental Charge - Manual Svc Order vs. Electronic-Disc Add'l | | | | |
| | | | | | | Rec | Nonrecurring First | Nonrecurring Add'l | Nonrecurring Disconnect First | Nonrecurring Disconnect Add'l | SOMECE | SOMAN | SOMAN | SOMAN | SOMAN | SOMAN | | | |
| | 4-Wire Digital (1.544 Megabits) | | | | | | | | | | | | | | | | | | |
| | DS1 Circuit Terminations, each | | | UEP95 | M1HD1 | 54.95 | | | | | | | | | | | | | |
| | DS0 Channels Activated, each | | | UEP95 | M1HDO | 0.00 | 15.69 | | | | | | | | | | | | |
| | Interoffice Channel Mileage - 2-Wire | | | | | | | | | | | | | | | | | | |
| | Interoffice Channel Facilities Termination | | | UEP95 | M1GBC | 25.32 | | | | | | | | | | | | | |
| | Interoffice Channel mileage, per mile or fraction of mile | | | UEP95 | M1GBM | 0.0091 | | | | | | | | | | | | | |
| | Feature Activations (DS0) Centrex Loops on Channelized DS1 Service | | | | | | | | | | | | | | | | | | |
| | D4 Channel Bank Feature Activations | | | | | | | | | | | | | | | | | | |
| | Feature Activation on D-4 Channel Bank Centrex Loop Slot | | | UEP95 | 1PQWS | 0.66 | | | | | | | | | | | | | |
| | Feature Activation on D-4 Channel Bank FX line Side Loop Slot | | | UEP95 | 1PQW6 | 0.66 | | | | | | | | | | | | | |
| | Feature Activation on D-4 Channel Bank FX Trunk Side Loop Slot | | | UEP95 | 1PQW7 | 0.66 | | | | | | | | | | | | | |
| | Feature Activation on D-4 Channel Bank Centrex Loop Slot - Different Wire Center | | | UEP95 | 1PQWP | 0.66 | | | | | | | | | | | | | |
| | Feature Activation on D-4 Channel Bank Private Line Loop Slot | | | UEP95 | 1PQWV | 0.66 | | | | | | | | | | | | | |
| | Feature Activation on D-4 Channel Bank Tjje Line/Trunk Loop Slot | | | UEP95 | 1PQWQ | 0.66 | | | | | | | | | | | | | |
| | Feature Activation on D-4 Channel Bank WATS Loop Slot | | | UEP95 | 1PQWA | 0.66 | | | | | | | | | | | | | |
| | Non-Recurring Charges (NRC) Associated with UNE-P Centrex | | | | | | | | | | | | | | | | | | |
| | NRC Conversion Currently Combined Switch-As-Is with allowed changes, per port | | | UEP95 | USAC2 | 0.00 | 21.50 | 8.42 | | | | | | | | | | | |
| | Conversion of Existing Centrex Common Block, each | | | UEP95 | USACN | | 5.17 | 8.32 | | | | | | | | | | | |
| | New Centrex Standard Common Block | | | UEP95 | M1ACS | 0.00 | 618.82 | | | | | | | | | | | | |
| | New Centrex Customized Common Block | | | UEP95 | M1ACC | 0.00 | 618.82 | | | | | | | | | | | | |
| | NAR Establishment Charge, Per Occasion | | | UEP95 | URECA | 0.00 | 66.48 | | | | | | | | | | | | |
| | Additional Non-Recurring Charges (NRC) | | | | | | | | | | | | | | | | | | |
| | Unbundled Miscellaneous Rate Element, Tag Loop at End Use Premise | | | UEP95 | URETL | | 8.33 | 0.83 | | | | | | | | | | | |
| | Unbundled Miscellaneous Rate Element, Tag Design Loop at End Use Premise | | | UEP95 | URETN | | 11.21 | 1.10 | | | | | | | | | | | |
| | UNE-P CENTREX - DMS100 (Valid in All States) | | | | | | | | | | | | | | | | | | |
| | 2-Wire VG Loop/2-Wire Voice Grade Port (Centrex) Combo | | | | | | | | | | | | | | | | | | |
| | UNE Port/Loop Combination Rates (Non-Design) | | | | | | | | | | | | | | | | | | |
| | 2-Wire VG Loop/2-Wire Voice Grade Port (Centrex) Port Combo - Non-Design | | 1 | UEP9D | | 10.94 | | | | | | | | | | | | | |
| | 2-Wire VG Loop/2-Wire Voice Grade Port (Centrex)Port Combo - Non-Design | | 2 | UEP9D | | 15.05 | | | | | | | | | | | | | |
| | 2-Wire VG Loop/2-Wire Voice Grade Port (Centrex)Port Combo - Non-Design | | 3 | UEP9D | | 25.80 | | | | | | | | | | | | | |
| | UNE Port/Loop Combination Rates (Design) | | | | | | | | | | | | | | | | | | |
| | 2-Wire VG Loop/2-Wire Voice Grade Port (Centrex) Port Combo - Design | | 1 | UEP9D | | 13.41 | | | | | | | | | | | | | |
| | 2-Wire VG Loop/2-Wire Voice Grade Port (Centrex)Port Combo - Design | | 2 | UEP9D | | 18.57 | | | | | | | | | | | | | |
| | 2-Wire VG Loop/2-Wire Voice Grade Port (Centrex)Port Combo - Design | | 3 | UEP9D | | 32.04 | | | | | | | | | | | | | |
| | UNE Loop Rate | | | | | | | | | | | | | | | | | | |
| | 2-Wire Voice Grade Loop (SL 1) - Zone 1 | | 1 | UEP9D | UECS1 | 9.77 | | | | | | | | | | | | | |
| | 2-Wire Voice Grade Loop (SL 1) - Zone 2 | | 2 | UEP9D | UECS1 | 13.88 | | | | | | | | | | | | | |
| | 2-Wire Voice Grade Loop (SL 1) - Zone 3 | | 3 | UEP9D | UECS1 | 24.63 | | | | | | | | | | | | | |
| | 2-Wire Voice Grade Loop (SL 2) - Zone 1 | | 1 | UEP9D | UECS2 | 12.24 | | | | | | | | | | | | | |
| | 2-Wire Voice Grade Loop (SL 2) - Zone 2 | | 2 | UEP9D | UECS2 | 17.40 | | | | | | | | | | | | | |
| | 2-Wire Voice Grade Loop (SL 2) - Zone 3 | | 3 | UEP9D | UECS2 | 30.87 | | | | | | | | | | | | | |
| | UNE Port Rate | | | | | | | | | | | | | | | | | | |
| | ALL STATES | | | | | | | | | | | | | | | | | | |
| | 2-Wire Voice Grade Port (Centrex) Basic Local Area | | | UEP9D | UEPYA | 1.17 | | | | | | | | | | | | | |

UNBUNDLED NETWORK ELEMENTS - Florida

| UNBUNDLED NETWORK ELEMENTS - FLORIDA | | | | | | | | | | | Attachment: 2 | | Exhibit: A | | | |
|--------------------------------------|--|------------|------|-------|-------|------------|---|---|--|--|---|---|------------|-------|-------|-------|
| CATEGORY | RATE ELEMENTS | Inter m | Zone | BCS | USOC | RATES (\$) | Svc Order Submitted Elec per LSR | Svc Order Submitted Manually per LSR | Incremental Charge - Manual Svc Order vs. Electronic- 1st | Incremental Charge - Manual Svc Order vs. Electronic- Add'l | Incremental Charge - Manual Svc Order vs. Electronic- Disc 1st | Incremental Charge - Manual Svc Order vs. Electronic- Disc Add'l | | | | |
| | | | | | | | | | | | | | | | | |
| | | | | | | Rec | Nonrecurring | | Nonrecurring Disconnect | | OSS Rates (\$) | | | | | |
| | | | | | | | First | Add'l | First | Add'l | SOME C | SOMAN | SOMAN | SOMAN | SOMAN | SOMAN |
| | 2-Wire Voice Grade Port (Centrex 800 termination)Basic Local Area | | | UEP9D | UEPYB | 1.17 | 53.31 | 26.46 | 27.50 | 8.37 | | | | | | |
| | 2-Wire Voice Grade Port (Centrex / EBS-PSET)3Basic Local Area | | | UEP9D | UEPYC | 1.17 | 53.31 | 26.46 | 27.50 | 8.37 | | | | | | |
| | 2-Wire Voice Grade Port (Centrex / EBS-M5009)3Basic Local Area | | | UEP9D | UEPYD | 1.17 | 53.31 | 26.46 | 27.50 | 8.37 | | | | | | |
| | 2-Wire Voice Grade Port (Centrex / EBS-M5209))3 Basic Local Area | | | UEP9D | UEPYE | 1.17 | 53.31 | 26.46 | 27.50 | 8.37 | | | | | | |
| | 2-Wire Voice Grade Port (Centrex / EBS-M5112))3 Basic Local Area | | | UEP9D | UEPYF | 1.17 | 53.31 | 26.46 | 27.50 | 8.37 | | | | | | |
| | 2-Wire Voice Grade Port (Centrex / EBS-M5312))3Basic Local Area | | | UEP9D | UEPYG | 1.17 | 53.31 | 26.46 | 27.50 | 8.37 | | | | | | |
| | 2-Wire Voice Grade Port (Centrex / EBS-M5008))3 Basic Local Area | | | UEP9D | UEPYT | 1.17 | 53.31 | 26.46 | 27.50 | 8.37 | | | | | | |
| | 2-Wire Voice Grade Port (Centrex / EBS-M5208))3 Basic Local Area | | | UEP9D | UEPYU | 1.17 | 53.31 | 26.46 | 27.50 | 8.37 | | | | | | |
| | 2-Wire Voice Grade Port (Centrex / EBS-M5216))3 Basic Local Area | | | UEP9D | UEPYV | 1.17 | 53.31 | 26.46 | 27.50 | 8.37 | | | | | | |
| | 2-Wire Voice Grade Port (Centrex / EBS-M5316))3 Basic Local Area | | | UEP9D | UEPY3 | 1.17 | 53.31 | 26.46 | 27.50 | 8.37 | | | | | | |
| | 2-Wire Voice Grade Port (Centrex with Caller ID) Basic Local Area | | | UEP9D | UEPYH | 1.17 | 53.31 | 26.46 | 27.50 | 8.37 | | | | | | |
| | 2-Wire Voice Grade Port (Centrex/Caller ID/Msg Wtg Lamp Indication))4 Basic Local Area | | | UEP9D | UEPYW | 1.17 | 53.31 | 26.46 | 27.50 | 8.37 | | | | | | |
| | 2-Wire Voice Grade Port (Centrex/Msg Wtg Lamp Indication))4 Basic Local Area | | | UEP9D | UEPYJ | 1.17 | 53.31 | 26.46 | 27.50 | 8.37 | | | | | | |
| | 2-Wire Voice Grade Port (Centrex from diff Serving Wire Center) 2,3-Basic Local Area | | | UEP9D | UEPYM | 1.17 | 53.31 | 26.46 | 27.50 | 8.37 | | | | | | |
| | 2-Wire Voice Grade Port (Centrex/differ SWC /EBS-PSET)2,3,4 Basic Local Area | | | UEP9D | UEPYO | 1.17 | 53.31 | 26.46 | 27.50 | 8.37 | | | | | | |
| | 2-Wire Voice Grade Port (Centrex/differ SWC /EBS-M5009)2,3,4 Basic Local Area | | | UEP9D | UEPYP | 1.17 | 53.31 | 26.46 | 27.50 | 8.37 | | | | | | |
| | 2-Wire Voice Grade Port (Centrex/differ SWC /EBS-5209)2,3,4 Basic Local Area | | | UEP9D | UEPYQ | 1.17 | 139.49 | 86.10 | 65.41 | 13.81 | | | | | | |
| | 2-Wire Voice Grade Port (Centrex/differ SWC /EBS-M5112)2,3,4 Basic Local Area | | | UEP9D | UEPYR | 1.17 | 139.49 | 86.10 | 65.41 | 13.81 | | | | | | |
| | 2-Wire Voice Grade Port (Centrex/differ SWC /EBS-M5312)2,3,4 Basic Local Area | | | UEP9D | UEPYS | 1.17 | 139.49 | 86.10 | 65.41 | 13.81 | | | | | | |
| | 2-Wire Voice Grade Port (Centrex/differ SWC /EBS-M5008)2,3,4 Basic Local Area | | | UEP9D | UEPY4 | 1.17 | 139.49 | 86.10 | 65.41 | 13.81 | | | | | | |
| | 2-Wire Voice Grade Port (Centrex/differ SWC /EBS-M5208)2, 3 Basic Local Area | | | UEP9D | UEPY5 | 1.17 | 139.49 | 86.10 | 65.41 | 13.81 | | | | | | |
| | 2-Wire Voice Grade Port (Centrex/differ SWC /EBS-M5216)2,3,4 Basic Local Area | | | UEP9D | UEPY6 | 1.17 | 139.49 | 86.10 | 65.41 | 13.81 | | | | | | |
| | 2-Wire Voice Grade Port (Centrex/differ SWC /EBS-M5316)2,3,4 Basic Local Area | | | UEP9D | UEPY7 | 1.17 | 139.49 | 86.10 | 65.41 | 13.81 | | | | | | |
| | 2-Wire Voice Grade Port, Diff Serving Wire Center - 800 Service Term 2,3 | | | UEP9D | UEPYZ | 1.17 | 139.49 | 86.10 | 65.41 | 13.81 | | | | | | |
| | 2-Wire Voice Grade Port terminated in on Megalink or equivalent Basic Local Area | | | UEP9D | UEPY9 | 1.17 | 53.31 | 26.46 | 27.50 | 8.37 | | | | | | |
| | 2-Wire Voice Grade Port Terminated on 800 Service Term Basic Local Area | | | UEP9D | UEPY2 | 1.17 | 53.31 | 26.46 | 27.50 | 8.37 | | | | | | |
| FL & GA Only | | | | | | | | | | | | | | | | |
| | 2-Wire Voice Grade Port (Centrex) | | | UEP9D | UEPHA | 1.17 | 53.31 | 26.46 | 27.50 | 8.37 | | | | | | |
| | 2-Wire Voice Grade Port (Centrex 800 termination) | | | UEP9D | UEPHB | 1.17 | 53.31 | 26.46 | 27.50 | 8.37 | | | | | | |
| | 2-Wire Voice Grade Port (Centrex / EBS-PSET)4 | | | UEP9D | UEPHC | 1.17 | 53.31 | 26.46 | 27.50 | 8.37 | | | | | | |
| | 2-Wire Voice Grade Port (Centrex / EBS-M5009)4 | | | UEP9D | UEPHD | 1.17 | 53.31 | 26.46 | 27.50 | 8.37 | | | | | | |
| | 2-Wire Voice Grade Port (Centrex / EBS-M5209)4 | | | UEP9D | UEPHE | 1.17 | 53.31 | 26.46 | 27.50 | 8.37 | | | | | | |
| | 2-Wire Voice Grade Port (Centrex / EBS-M5112)4 | | | UEP9D | UEPHF | 1.17 | 53.31 | 26.46 | 27.50 | 8.37 | | | | | | |

UNBUNDLED NETWORK ELEMENTS - Florida

| CATEGORY | RATE ELEMENTS | Interim | Zone | BCS | USOC | RATES (\$) | Svc Order Submitted Elec per LSR | Svc Order Submitted Manually per LSR | Incremental Charge - Manual Svc Order vs. Electronic-1st | Incremental Charge - Manual Svc Order vs. Electronic-Add'l | Incremental Charge - Manual Svc Order vs. Electronic-Disc 1st | Incremental Charge - Manual Svc Order vs. Electronic-Disc Add'l | | | | | | | | | | | |
|----------|--|---------|------|-------|-------|------------|----------------------------------|--------------------------------------|--|--|---|---|-----|--------------|-------|-------------------------|-------|----------------|-------|-------|-------|-------|-------|
| | | | | | | | | | | | | | Rec | Nonrecurring | | Nonrecurring Disconnect | | OSS Rates (\$) | | | | | |
| | | | | | | | | | | | | | | First | Add'l | First | Add'l | SOMECS | SOMAN | SOMAN | SOMAN | SOMAN | SOMAN |
| | 2-Wire Voice Grade Port (Centrex / EBS-M5312)4 | | | UEP9D | UEPHG | 1.17 | 53.31 | 26.46 | 27.50 | 8.37 | | | | | | | | | | | | | |
| | 2-Wire Voice Grade Port (Centrex / EBS-M5008)4 | | | UEP9D | UEPHT | 1.17 | 53.31 | 26.46 | 27.50 | 8.37 | | | | | | | | | | | | | |
| | 2-Wire Voice Grade Port (Centrex / EBS-M5208)4 | | | UEP9D | UEPHU | 1.17 | 53.31 | 26.46 | 27.50 | 8.37 | | | | | | | | | | | | | |
| | 2-Wire Voice Grade Port (Centrex / EBS-M5216)4 | | | UEP9D | UEPHV | 1.17 | 53.31 | 26.46 | 27.50 | 8.37 | | | | | | | | | | | | | |
| | 2-Wire Voice Grade Port (Centrex / EBS-M5316)4 | | | UEP9D | UEPH3 | 1.17 | 53.31 | 26.46 | 27.50 | 8.37 | | | | | | | | | | | | | |
| | 2-Wire Voice Grade Port (Centrex with Caller ID) | | | UEP9D | UEPHH | 1.17 | 53.31 | 26.46 | 27.50 | 8.37 | | | | | | | | | | | | | |
| | 2-Wire Voice Grade Port (Centrex/Caller ID/Msg Wlg Lamp Indication)4 | | | UEP9D | UEPHW | 1.17 | 53.31 | 26.46 | 27.50 | 8.37 | | | | | | | | | | | | | |
| | 2-Wire Voice Grade Port (Centrex/Msg Wlg Lamp Indication)4 | | | UEP9D | UEPHJ | 1.17 | 53.31 | 26.46 | 27.50 | 8.37 | | | | | | | | | | | | | |
| | 2-Wire Voice Grade Port (Centrex from diff Serving Wire Center) 2,3 | | | UEP9D | UEPHM | 1.17 | 139.49 | 86.10 | 65.41 | 13.81 | | | | | | | | | | | | | |
| | 2-Wire Voice Grade Port (Centrex/differ SWC /EBS-PSET)2,3,4 | | | UEP9D | UEPHO | 1.17 | 139.49 | 86.10 | 65.41 | 13.81 | | | | | | | | | | | | | |
| | 2-Wire Voice Grade Port (Centrex/differ SWC /EBS-M5009)2,3,4 | | | UEP9D | UEPHP | 1.17 | 139.49 | 86.10 | 65.41 | 13.81 | | | | | | | | | | | | | |
| | 2-Wire Voice Grade Port (Centrex/differ SWC /EBS-5209)2,3,4 | | | UEP9D | UEPHQ | 1.17 | 139.49 | 86.10 | 65.41 | 13.81 | | | | | | | | | | | | | |
| | 2-Wire Voice Grade Port (Centrex/differ SWC /EBS-M5112)2,3,4 | | | UEP9D | UEPHR | 1.17 | 139.49 | 86.10 | 65.41 | 13.81 | | | | | | | | | | | | | |
| | 2-Wire Voice Grade Port (Centrex/differ SWC /EBS-M5312)2,3,4 | | | UEP9D | UEPHS | 1.17 | 139.49 | 86.10 | 65.41 | 13.81 | | | | | | | | | | | | | |
| | 2-Wire Voice Grade Port (Centrex/differ SWC /EBS-M5008)2,3,4 | | | UEP9D | UEPH4 | 1.17 | 139.49 | 86.10 | 65.41 | 13.81 | | | | | | | | | | | | | |
| | 2-Wire Voice Grade Port (Centrex/differ SWC /EBS-M5208)2,3,4 | | | UEP9D | UEPH5 | 1.17 | 139.49 | 86.10 | 65.41 | 13.81 | | | | | | | | | | | | | |
| | 2-Wire Voice Grade Port (Centrex/differ SWC /EBS-M5216)2,3,4 | | | UEP9D | UEPH6 | 1.17 | 139.49 | 86.10 | 65.41 | 13.81 | | | | | | | | | | | | | |
| | 2-Wire Voice Grade Port (Centrex/differ SWC /EBS-M5316)2,3,4 | | | UEP9D | UEPH7 | 1.17 | 139.49 | 86.10 | 65.41 | 13.81 | | | | | | | | | | | | | |
| | 2-Wire Voice Grade Port, Diff Serving Wire Center - 800 Service Term 2,3 | | | UEP9D | UEPHZ | 1.17 | 139.49 | 86.10 | 65.41 | 13.81 | | | | | | | | | | | | | |
| | 2-Wire Voice Grade Port terminated in on Megalink or equivalent | | | UEP9D | UEPH9 | 1.17 | 53.31 | 26.46 | 27.50 | 8.37 | | | | | | | | | | | | | |
| | 2-Wire Voice Grade Port Terminated on 800 Service Term | | | UEP9D | UEPH2 | 1.17 | 53.31 | 26.46 | 27.50 | 8.37 | | | | | | | | | | | | | |
| | Local Switching | | | | | | | | | | | | | | | | | | | | | | |
| | Centrex Intercom Functionality, per port | | | UEP9D | URECS | 0.7384 | | | | | | | | | | | | | | | | | |
| | Local Number Portability | | | | | | | | | | | | | | | | | | | | | | |
| | Local Number Portability (1 per port) | | | UEP9D | LNPC | 0.35 | | | | | | | | | | | | | | | | | |
| | Features | | | | | | | | | | | | | | | | | | | | | | |
| | All Standard Features Offered, per port | | | UEP9D | UEPVF | 2.26 | | | | | | | | | | | | | | | | | |
| | All Select Features Offered, per port | | | UEP9D | UEPVS | 0.00 | 370.70 | | | | | | | | | | | | | | | | |
| | All Centrex Control Features Offered, per port | | | UEP9D | UEPVC | 2.26 | | | | | | | | | | | | | | | | | |
| | NARS | | | | | | | | | | | | | | | | | | | | | | |
| | Unbundled Network Access Register - Combination | | | UEP9D | UARCX | 0.00 | 0.00 | 0.00 | 0.00 | 0.00 | | | | | | | | | | | | | |
| | Unbundled Network Access Register - Inward | | | UEP9D | UAR1X | 0.00 | 0.00 | 0.00 | 0.00 | 0.00 | | | | | | | | | | | | | |
| | Unbundled Network Access Register - Outdial | | | UEP9D | UAROY | 0.00 | 0.00 | 0.00 | 0.00 | 0.00 | | | | | | | | | | | | | |
| | Miscellaneous Terminations | | | | | | | | | | | | | | | | | | | | | | |
| | 2-Wire Trunk Side | | | | | | | | | | | | | | | | | | | | | | |
| | Trunk Side Terminations, each | | | UEP9D | CEND6 | 8.73 | | | | | | | | | | | | | | | | | |
| | 4-Wire Digital (1.544 Megabits) | | | | | | | | | | | | | | | | | | | | | | |
| | DS1 Circuit Terminations, each | | | UEP9D | M1HD1 | 54.95 | | | | | | | | | | | | | | | | | |
| | DS0 Channels Activated per Channel | | | UEP9D | M1HDO | 0.00 | 15.69 | | | | | | | | | | | | | | | | |
| | Interoffice Channel Mileage - 2-Wire | | | | | | | | | | | | | | | | | | | | | | |
| | Interoffice Channel Facilities Termination | | | UEP9D | M1GBC | 25.32 | | | | | | | | | | | | | | | | | |
| | Interoffice Channel mileage, per mile or fraction of mile | | | UEP9D | M1GBM | 0.0091 | | | | | | | | | | | | | | | | | |
| | Feature Activations (DS0) Centrex Loops on Channelized DS1 Service | | | | | | | | | | | | | | | | | | | | | | |
| | D4 Channel Bank Feature Activations | | | | | | | | | | | | | | | | | | | | | | |
| | Feature Activation on D-4 Channel Bank Centrex Loop Slot | | | UEP9D | 1POWS | 0.66 | | | | | | | | | | | | | | | | | |

UNBUNDLED NETWORK ELEMENTS - Florida

| CATEGORY | RATE ELEMENTS | Interi m | Zone | BCS | USOC | RATES (\$) | Svc Order Submitted Elec per LSR | Svc Order Submitted Manually per LSR | Incremental Charge - Manual Svc Order vs. Electronic- 1st | Incremental Charge - Manual Svc Order vs. Electronic- Add'l | Incremental Charge - Manual Svc Order vs. Electronic- Disc 1st | Incremental Charge - Manual Svc Order vs. Electronic- Disc Add'l | | | | |
|----------|---|-------------|------|-------|-------|------------|---|---|--|--|---|---|-------|-------|-------|-------|
| | | | | | | | | | | | | | | | | |
| | | | | | | | | | | | | | | | | |
| | | | | | | Rec | Nonrecurring | | Nonrecurring Disconnect | | OSS Rates (\$) | | | | | |
| | | | | | | | First | Add'l | First | Add'l | SOMEC | SOMAN | SOMAN | SOMAN | SOMAN | SOMAN |
| | Feature Activation on D-4 Channel Bank FX line Side Loop Slot | | | UEP9D | 1PQW6 | 0.66 | | | | | | | | | | |
| | Feature Activation on D-4 Channel Bank FX Trunk Side Loop Slot | | | UEP9D | 1PQW7 | 0.66 | | | | | | | | | | |
| | Feature Activation on D-4 Channel Bank Centrex Loop Slot - Different Wire Center | | | UEP9D | 1PQWP | 0.66 | | | | | | | | | | |
| | Feature Activation on D-4 Channel Bank Private Line Loop Slot | | | UEP9D | 1PQWV | 0.66 | | | | | | | | | | |
| | Feature Activation on D-4 Channel Bank Tie Line/Trunk Loop Slot | | | UEP9D | 1PQWQ | 0.66 | | | | | | | | | | |
| | Feature Activation on D-4 Channel Bank WATS Loop Slot | | | UEP9D | 1PQWA | 0.66 | | | | | | | | | | |
| | Non-Recurring Charges (NRC) Associated with UNE-P Centrex | | | | | | | | | | | | | | | |
| | NRC Conversion Currently Combined Switch-As-Is with allowed changes, per port | | | UEP9D | USAC2 | | 21.50 | 8.42 | | | | | | | | |
| | Conversion of existing Centrex Common Block, each | | | UEP9D | USACN | | 5.17 | 8.32 | | | | | | | | |
| | New Centrex Standard Common Block | | | UEP9D | M1ACS | 0.00 | 618.82 | | | | | | | | | |
| | New Centrex Customized Common Block | | | UEP9D | M1ACC | 0.00 | 618.82 | | | | | | | | | |
| | NAR Establishment Charge, Per Occasion | | | UEP9D | URECA | 0.00 | 66.48 | | | | | | | | | |
| | Additional Non-Recurring Charges (NRC) | | | | | | | | | | | | | | | |
| | Unbundled Miscellaneous Rate Element, Tag Loop at End Use Premise | | | UEP9D | URETL | | 8.33 | 0.83 | | | | | | | | |
| | Unbundled Miscellaneous Rate Element, Tag Design Loop at End Use Premise | | | UEP9D | URETN | | 11.21 | 1.10 | | | | | | | | |
| | UNE-P CENTREX - EWSD (Valid in AL, FL, KY, LA, MS & TN) | | | | | | | | | | | | | | | |
| | 2-Wire VG Loop/2-Wire Voice Grade Port (Centrex) Combo | | | | | | | | | | | | | | | |
| | UNE Port/Loop Combination Rates (Non-Design) | | | | | | | | | | | | | | | |
| | 2-Wire VG Loop/2-Wire Voice Grade Port (Centrex) Port Combo - Non-Design | | 1 | UEP9E | | 10.94 | | | | | | | | | | |
| | 2-Wire VG Loop/2-Wire Voice Grade Port (Centrex)Port Combo - Non-Design | | 2 | UEP9E | | 15.05 | | | | | | | | | | |
| | 2-Wire VG Loop/2-Wire Voice Grade Port (Centrex)Port Combo - Non-Design | | 3 | UEP9E | | 25.80 | | | | | | | | | | |
| | UNE Port/Loop Combination Rates (Design) | | | | | | | | | | | | | | | |
| | 2-Wire VG Loop/2-Wire Voice Grade Port (Centrex) Port Combo - Design | | 1 | UEP9E | | 13.41 | | | | | | | | | | |
| | 2-Wire VG Loop/2-Wire Voice Grade Port (Centrex)Port Combo - Design | | 2 | UEP9E | | 18.57 | | | | | | | | | | |
| | 2-Wire VG Loop/2-Wire Voice Grade Port (Centrex)Port Combo - Design | | 3 | UEP9E | | 32.04 | | | | | | | | | | |
| | UNE Loop Rate | | | | | | | | | | | | | | | |
| | 2-Wire Voice Grade Loop (SL 1) - Zone 1 | | 1 | UEP9E | UECS1 | 9.77 | | | | | | | | | | |
| | 2-Wire Voice Grade Loop (SL 1) - Zone 2 | | 2 | UEP9E | UECS1 | 13.88 | | | | | | | | | | |
| | 2-Wire Voice Grade Loop (SL 1) - Zone 3 | | 3 | UEP9E | UECS1 | 24.63 | | | | | | | | | | |
| | 2-Wire Voice Grade Loop (SL 2) - Zone 1 | | 1 | UEP9E | UECS2 | 12.24 | | | | | | | | | | |
| | 2-Wire Voice Grade Loop (SL 2) - Zone 2 | | 2 | UEP9E | UECS2 | 17.40 | | | | | | | | | | |
| | 2-Wire Voice Grade Loop (SL 2) - Zone 3 | | 3 | UEP9E | UECS2 | 30.87 | | | | | | | | | | |
| | UNE Port Rate | | | | | | | | | | | | | | | |
| | AL, FL, KY, LA, MS, & TN only | | | | | | | | | | | | | | | |
| | 2-Wire Voice Grade Port (Centrex) Basic Local Area | | | UEP9E | UEPYA | 1.17 | 53.31 | 26.46 | 27.50 | 8.37 | | | | | | |
| | 2-Wire Voice Grade Port (Centrex 800 termination)Basic Local Area | | | UEP9E | UEPYB | 1.17 | 53.31 | 26.46 | 27.50 | 8.37 | | | | | | |
| | 2-Wire Voice Grade Port (Centrex with Caller ID)1Basic Local Area | | | UEP9E | UEPYH | 1.17 | 53.31 | 26.46 | 27.50 | 8.37 | | | | | | |
| | 2-Wire Voice Grade Port (Centrex from diff Serving Wire Center)2,3 Basic Local Area | | | UEP9E | UEPYM | 1.17 | 139.49 | 86.10 | 65.41 | 13.81 | | | | | | |
| | 2-Wire Voice Grade Port, Diff Serving Wire Center 2,3 - 800 Service Term - Basic Local Area | | | UEP9E | UEPYZ | 1.17 | 139.49 | 86.10 | 65.41 | 13.81 | | | | | | |
| | 2-Wire Voice Grade Port terminated in on Megalink or equivalent - Basic Local Area | | | UEP9E | UEPY9 | 1.17 | 53.31 | 26.46 | 27.50 | 8.37 | | | | | | |

UNBUNDLED NETWORK ELEMENTS - Florida

| CATEGORY | RATE ELEMENTS | Inter m | Zone | BCS | USOC | RATES (\$) | Svc Order Submitted Elec per LSR | Svc Order Submitted Manually per LSR | Incremental Charge - Manual Svc Order vs. Electronic- 1st | Incremental Charge - Manual Svc Order vs. Electronic- Add'l | Incremental Charge - Manual Svc Order vs. Electronic- Disc 1st | Incremental Charge - Manual Svc Order vs. Electronic- Disc Add'l | | | | |
|----------|---|------------|------|-------|-------|------------|---|---|--|--|---|---|-------|-------|-------|-------|
| | | | | | | | | | | | | | | | | |
| | | | | | | Rec | Nonrecurring | | Nonrecurring Disconnect | | OSS Rates (\$) | | | | | |
| | | | | | | | First | Add'l | First | Add'l | SOME C | SOMAN | SOMAN | SOMAN | SOMAN | SOMAN |
| | 2-Wire Voice Grade Port Terminated on 800 Service Term - Basic Local Area | | | UEP9E | UEPY2 | 1.17 | 53.31 | 26.46 | 27.50 | 8.37 | | | | | | |
| | Florida Only | | | | | | | | | | | | | | | |
| | 2-Wire Voice Grade Port (Centrex) | | | UEP9E | UEPHA | 1.17 | 53.31 | 26.46 | 27.50 | 8.37 | | | | | | |
| | 2-Wire Voice Grade Port (Centrex 800 termination) | | | UEP9E | UEPHB | 1.17 | 53.31 | 26.46 | 27.50 | 8.37 | | | | | | |
| | 2-Wire Voice Grade Port (Centrex with Caller ID)1 | | | UEP9E | UEPHH | 1.17 | 53.31 | 26.46 | 27.50 | 8.37 | | | | | | |
| | 2-Wire Voice Grade Port (Centrex from diff Serving Wire Center)2,3 | | | UEP9E | UEPHM | 1.17 | 139.49 | 86.10 | 65.41 | 13.81 | | | | | | |
| | 2-Wire Voice Grade Port, Diff Serving Wire Center - 800 Service Term 2,3 | | | UEP9E | UEPHZ | 1.17 | 139.49 | 86.10 | 65.41 | 13.81 | | | | | | |
| | 2-Wire Voice Grade Port terminated in on Megalink or equivalent | | | UEP9E | UEPH9 | 1.17 | 53.31 | 26.46 | 27.50 | 8.37 | | | | | | |
| | 2-Wire Voice Grade Port Terminated on 800 Service Term | | | UEP9E | UEPH2 | 1.17 | 53.31 | 26.46 | 27.50 | 8.37 | | | | | | |
| | Local Switching | | | | | | | | | | | | | | | |
| | Centrex Intercom Functionality, per port | | | UEP9E | URECS | 0.7384 | | | | | | | | | | |
| | Local Number Portability | | | | | | | | | | | | | | | |
| | Local Number Portability (1 per port) | | | UEP9E | LNPPC | 0.35 | | | | | | | | | | |
| | Features | | | | | | | | | | | | | | | |
| | All Standard Features Offered, per port | | | UEP9E | UEPVF | 2.26 | | | | | | | | | | |
| | All Select Features Offered, per port | | | UEP9E | UEPVS | 0.00 | 370.70 | | | | | | | | | |
| | All Centrex Control Features Offered, per port | | | UEP9E | UEPVC | 2.26 | | | | | | | | | | |
| | NARS | | | | | | | | | | | | | | | |
| | Unbundled Network Access Register - Combination | | | UEP9E | UARCX | 0.00 | 0.00 | 0.00 | 0.00 | 0.00 | | | | | | |
| | Unbundled Network Access Register - Initial | | | UEP9E | UAR1X | 0.00 | 0.00 | 0.00 | 0.00 | 0.00 | | | | | | |
| | Unbundled Network Access Register - Outdial | | | UEP9E | UAROY | 0.00 | 0.00 | 0.00 | 0.00 | 0.00 | | | | | | |
| | Miscellaneous Terminations | | | | | | | | | | | | | | | |
| | 2-Wire Trunk Side | | | | | | | | | | | | | | | |
| | Trunk Side Terminations, each | | | UEP9E | CENDR | 8.73 | | | | | | | | | | |
| | 4-Wire Digital (1.544 Megabits) | | | | | | | | | | | | | | | |
| | DS1 Circuit Terminations, each | | | UEP9E | M1HD1 | 54.95 | | | | | | | | | | |
| | DS0 Channel Activated Per Channel | | | UEP9E | M1HDO | 0.00 | 15.69 | | | | | | | | | |
| | Interoffice Channel Mileage - 2-Wire | | | | | | | | | | | | | | | |
| | Interoffice Channel Facilities Termination | | | UEP9E | M1GBC | 25.32 | | | | | | | | | | |
| | Interoffice Channel mileage, per mile or fraction of mile | | | UEP9E | M1GBM | 0.0091 | | | | | | | | | | |
| | Feature Activations (DS0) Centrex Loops on Channelized DS1 Service | | | | | | | | | | | | | | | |
| | D4 Channel Bank Feature Activations | | | | | | | | | | | | | | | |
| | Feature Activation on D-4 Channel Bank Centrex Loop Slot | | | UEP9E | 1PQWS | 0.66 | | | | | | | | | | |
| | Feature Activation on D-4 Channel Bank FX line Side Loop Slot | | | UEP9E | 1PQW6 | 0.66 | | | | | | | | | | |
| | Feature Activation on D-4 Channel Bank FX Trunk Side Loop Slot | | | UEP9E | 1PQW7 | 0.66 | | | | | | | | | | |
| | Feature Activation on D-4 Channel Bank Centrex Loop Slot - Different Wire Center | | | UEP9E | 1PQWP | 0.66 | | | | | | | | | | |
| | Feature Activation on D-4 Channel Bank Private Line Loop Slot | | | UEP9E | 1PQWV | 0.66 | | | | | | | | | | |
| | Feature Activation on D-4 Channel Bank Tjje Line/Trunk Loop Slot | | | UEP9E | 1PQWQ | 0.66 | | | | | | | | | | |
| | Feature Activation on D-4 Channel Bank WATS Loop Slot | | | UEP9E | 1PQWA | 0.66 | | | | | | | | | | |
| | Non-Recurring Charges (NRC) Associated with UNE-P Centrex | | | | | | | | | | | | | | | |
| | NRC Conversion Currently Combined Switch-As-Is with allowed changes, per port | | | UEP9E | USAC2 | | 21.50 | 8.42 | | | | | | | | |
| | Conversion of Existing Centrex Common Block, each | | | UEP9E | USACN | | 5.17 | 8.32 | | | | | | | | |
| | New Centrex Standard Common Block | | | UEP9E | M1ACS | 0.00 | 618.82 | | | | | | | | | |
| | New Centrex Customized Common Block | | | UEP9E | M1ACC | 0.00 | 618.82 | | | | | | | | | |
| | NAR Establishment Charge, Per Occasion | | | UEP9E | URECA | 0.00 | 66.48 | | | | | | | | | |
| | Additional Non-Recurring Charges (NRC) | | | | | | | | | | | | | | | |
| | Unbundled Miscellaneous Rate Element, Tag Loop at End Use Premise | | | UEP9E | URETL | | 8.33 | 0.83 | | | | | | | | |

| UNBUNDLED NETWORK ELEMENTS - Florida | | | | | | | | | | | Attachment: 2 | | Exhibit: A | | |
|--------------------------------------|---|---------|------|-------|-------|------------|--------------|-------|-------------------------|----------------------------------|--------------------------------------|--|--|---|---|
| CATEGORY | RATE ELEMENTS | Interim | Zone | BCS | USOC | RATES (\$) | | | | Svc Order Submitted Elec per LSR | Svc Order Submitted Manually per LSR | Incremental Charge - Manual Svc Order vs. Electronic-1st | Incremental Charge - Manual Svc Order vs. Electronic-Add'l | Incremental Charge - Manual Svc Order vs. Electronic-Disc 1st | Incremental Charge - Manual Svc Order vs. Electronic-Disc Add'l |
| | | | | | | Rec | Nonrecurring | | Nonrecurring Disconnect | | | OSS Rates (\$) | | | |
| | | | | | | | First | Add'l | First | Add'l | SOMEC | SOMAN | SOMAN | SOMAN | SOMAN |
| | Unbundled Miscellaneous Rate Element, Tag Design Loop at End Use Premise | | | UEP9E | URETN | | 11.21 | 1.10 | | | | | | | |
| | Note 1 - Required Port for Centrex Control in 1AESS, 5ESS & EWSD | | | | | | | | | | | | | | |
| | Note 2 - Requires Interoffice Channel Mileage | | | | | | | | | | | | | | |
| | Note 3 - Installation is combination of Installation charge for SL2 Loop and Port | | | | | | | | | | | | | | |
| | Note 4 - Requires Specific Customer Premises Equipment | | | | | | | | | | | | | | |
| | Note: Rates displaying an "R" in Interim column are Interim and subject to rate true-up as set forth in General Terms and Conditions. | | | | | | | | | | | | | | |

Attachment 3

Network Interconnection

TABLE OF CONTENTS

| | |
|---|------------------|
| 1. GENERAL..... | 3 |
| 2. DEFINITIONS: (FOR THE PURPOSE OF THIS ATTACHMENT)..... | 3 |
| 3. NETWORK INTERCONNECTION..... | 5 |
| 4. INTERCONNECTION TRUNK GROUP ARCHITECTURES..... | 7 |
| 5. NETWORK DESIGN AND MANAGEMENT FOR INTERCONNECTION | 14 |
| 6. LOCAL DIALING PARITY..... | 18 |
| 7. INTERCONNECTION COMPENSATION | 18 |
| 8. FRAME RELAY SERVICE INTERCONNECTION..... | 24 |
| 9. ORDERING CHARGES | 27 |
| 10 BASIC 911 AND E911 INTERCONNECTION | 27 |
| Rates | Exhibit A |
| Basic Architecture | Exhibit B |
| One Way Architecture | Exhibit C |
| Two Way Architecture | Exhibit D |
| Supergroup Architecture | Exhibit E |

NETWORK INTERCONNECTION

1. GENERAL

- 1.1 The Parties shall provide interconnection with each other's networks for the transmission and routing of telephone exchange service (Local Traffic), ISP-bound Traffic, and exchange access (Switched Access Traffic) on the following terms:

2. DEFINITIONS: (FOR THE PURPOSE OF THIS ATTACHMENT)

For purposes of this attachment only, the following terms shall have the definitions set forth below:

- 2.1 **Automatic Location Identification (ALI)** is a feature by which the address associated with the calling party's telephone number (ANI) is forwarded to the PSAP for display. Access to the ALI database is described in Attachment 2 to this Agreement.
- 2.2 **Automatic Number Identification (ANI)** corresponds to the seven-digit telephone number assigned by the serving local exchange carrier.
- 2.3 **Basic 911 Service (B911)** routes a call to one centralized answering location. The attendant at the answering location obtains the pertinent information that identifies the call and the caller's needs. The attendant then determines the appropriate agency and dials a 7-digit number to transfer the caller to that agency. The calling party's emergency information is verbally relayed to the responding agency and a unit is dispatched to the caller's location.
- 2.4 **Call Termination** has the meaning set forth for "termination" in 47CFR § 51.701(d).
- 2.5 **Call Transport** has the meaning set forth for "transport" in 47 CFR § 51.701(c).
- 2.6 **Call Transport and Termination** is used collectively to mean the switching and transport functions from the Interconnection Point to the last point of switching.
- 2.7 **Common (Shared) Transport** is defined as the transport of the originating Party's traffic by the terminating Party over the terminating Party's common (shared) facilities between (1) the terminating Party's tandem switch and end office switch, (2) between the terminating Party's tandem switches, and/or (3) between the terminating Party's host and remote end office switches. All switches referred herein must be entered into the Local Exchange Routing Guide (LERG).

- 2.8 **Dedicated Interoffice Facility** is defined as a switch transport facility between a Party's Serving Wire Center and the first point of switching within the LATA on the other Party's network.
- 2.9 **End Office Switching** is defined as the function that establishes a communications path between the trunk side and line side of the End Office switch.
- 2.10 **Enhanced 911 Service** provides features not present in Basic 911 Service, including ANI and ALI display, Selective Routing (SR) and other standard and optional features.
- 2.11 **Fiber Meet** is an interconnection arrangement whereby the Parties physically interconnect their networks via an optical fiber interface at which one Party's facilities, provisioning, and maintenance responsibility begins and the other Party's responsibility ends.
- 2.12 **Final Trunk Group** is defined as the trunk group that does not carry overflow traffic.
- 2.13 **Interconnection Point (IP)** is the physical telecommunications equipment interface that interconnects the networks of BellSouth and BW Consulting.
- 2.14 **IntraLATA Toll Traffic** is as defined in Section 7 of this Attachment.
- 2.15 **ISP-bound Traffic** is as defined in Section 7 of this Attachment.
- 2.16 **Local Channel** is defined as a switched transport facility between a Party's Interconnection Point and the IP's Serving Wire Center.
- 2.17 **Local Traffic** is as defined in Section 7 of this Attachment.
- 2.18 **Public Safety Answering Point (PSAP)** is the answering location for 911 calls.
- 2.19 **Reciprocal Trunk Group** is defined as a one-way trunk group carrying BellSouth originated traffic to be terminated by BW Consulting.
- 2.20 **Serving Wire Center** is defined as the wire center owned by one Party from which the other Party would normally obtain dial tone for its IP.
- 2.21 **Selective Routing (SR)** is a standard feature that routes an E911 call from the tandem to the designated PSAP based upon the address of the ANI of the calling party.

- 2.22 **Tandem Switching** is defined as the function that establishes a communications path between two switching offices through a third switching office through the provision of trunk side to trunk side switching.
- 2.23 **Transit Traffic** is traffic originating on BW Consulting's network that is switched and/or transported by BellSouth and delivered to a third party's network, or traffic originating on a third party's network that is switched and/or transported by BellSouth and delivered to BW Consulting's network.
3. **NETWORK INTERCONNECTION**
- 3.1 This Attachment pertains only to the provision of network interconnection where BW Consulting owns, leases from a third party or otherwise provides its own switch(es).
- 3.2 Network interconnection may be provided by the Parties at any technically feasible point within BellSouth's network. Requests to BellSouth for interconnection at points other than as set forth in this Attachment may be made through the Bona Fide Request/New Business Request (BFR/NBR) process set out in this Agreement.
- 3.2.1 Each Party is responsible for providing, engineering and maintaining the network on its side of the IP. The IP must be located within BellSouth's serving territory in the LATA in which traffic is originating. The IP determines the point at which the originating Party shall pay the terminating Party for the Call Transport and Termination of Local Traffic, ISP-bound Traffic and IntraLATA Toll Traffic.
- 3.2.2 Pursuant to the provisions of this Attachment, the location of the initial IP in a given LATA shall be established by mutual agreement of the Parties. Subject to the requirements for installing additional IPs, as set forth below, any IPs existing prior to the Effective Date of the Agreement will be accepted as initial IPs and will not require re-grooming. When the Parties mutually agree to utilize two-way interconnection trunk groups for the exchange of Local Traffic, ISP-bound Traffic and IntraLATA Toll Traffic between each other, the Parties shall mutually agree to the location of IP(s). If the Parties are unable to agree to a mutual initial IP, each Party, as originating Party, shall establish a single IP in the LATA for the delivery of its originated Local Traffic, ISP-bound Traffic and IntraLATA Toll Traffic to the other Party for Call Transport and Termination by the terminating Party.
- 3.2.3 When first establishing the interconnection arrangement in each LATA, the location of the IP shall be established by mutual agreement of the Parties. In selecting the IP, both Parties will act in good faith and select the point that is most efficient for both Parties. If the Parties are unable to agree on the location of the IP, each Party will designate IPs for its originated traffic. Additional IP(s) in a

LATA may be established by mutual agreement of the Parties. Notwithstanding the foregoing, additional IP(s) in a particular LATA shall be established, at the request of either Party, when the Local Traffic and ISP-bound Traffic exceeds 8.9 million minutes per month for three consecutive months at the proposed location of the additional IP. BellSouth will not request the establishment of an IP where physical or virtual collocation space is not available or where BellSouth fiber connectivity is not available. When the Parties agree to utilize two-way interconnection trunk groups for the exchange of Local Traffic, ISP-bound Traffic and IntraLATA Toll Traffic the Parties must agree to the location of the IP(s).

3.3 **Interconnection via Dedicated Facilities**

3.3.1 **Local Channel Facilities.** As part of Call Transport and Termination, the originating Party may obtain Local Channel facilities from the terminating Party. The percentage of Local Channel facilities utilized for Local Traffic shall be determined based upon the application of the Percent Local Facility (PLF) Factor on a statewide basis. The charges applied to the percentage of Local Channel facilities used for Local Traffic as determined by the PLF are as set forth in Exhibit A to this Attachment. The remaining percentage of Local Channel facilities shall be billed at BellSouth's applicable access tariff rates.

3.3.2 **Dedicated Interoffice Facilities.** As a part of Call Transport and Termination, the originating Party may obtain Dedicated Interoffice Facilities from the terminating Party. The percentage of Dedicated Interoffice Facilities utilized for Local Traffic shall be determined based upon the application of the Percent Local Facility (PLF) Factor on a statewide basis. The charges applied to the percentage of the Dedicated Interoffice Facilities used for Local Traffic as determined by the PLF are as set forth in Exhibit A to this Attachment. The remaining percentage of the Dedicated Interoffice Facilities shall be billed at BellSouth's applicable access tariff rates.

3.3.3 The facilities purchased pursuant to this Section 3 shall be ordered via the Access Service Request (ASR) process.

3.4 **Fiber Meet**

3.4.1 Notwithstanding Section 3.2.1, 3.2.2, and 3.2.3 above, if BW Consulting elects to establish interconnection with BellSouth pursuant to a Fiber Meet Local Channel, BW Consulting and BellSouth shall jointly engineer, operate and maintain a Synchronous Optical Network (SONET) transmission system by which they shall interconnect their transmission and routing of Local Traffic via a Local Channel at either the DS1 or DS3 level. The Parties shall work jointly to determine the specific transmission system. However, BW Consulting's SONET transmission

system must be compatible with BellSouth's equipment, and the Data Communications Channel (DCC) must be turned off.

- 3.4.2 Each Party, at its own expense, shall procure, install and maintain the agreed upon SONET transmission system in its network.
- 3.4.3 The Parties shall agree to a Fiber Meet point between the BellSouth Serving Wire Center and the BW Consulting Serving Wire Center. The Parties shall deliver their fiber optic facilities to the Fiber Meet point with sufficient spare length to reach the fusion splice point for the Fiber Meet Point. BellSouth shall, at its own expense, provide and maintain the fusion splice point for the Fiber Meet. A building type Common Language Location Identification (CLLI) code will be established for each Fiber Meet point. All orders for interconnection facilities from the Fiber Meet point shall indicate the Fiber Meet point as the originating point for the facility.
- 3.4.4 Upon verbal request by BW Consulting, BellSouth shall allow BW Consulting access to the fusion splice point for the Fiber Meet point for maintenance purposes on BW Consulting's side of the Fiber Meet point.
- 3.4.5 Neither Party shall charge the other for its Local Channel portion of the Fiber Meet facility used exclusively for Local Traffic. All other appropriate charges will apply. BW Consulting shall be billed for a mixed use of the Local Channel using the actual traffic BW Consulting elects to transmit over the facility and the rates from this Agreement and the appropriate tariff(s). Charges for switched and special access services shall be billed in accordance with the applicable access service tariff.

4. INTERCONNECTION TRUNK GROUP ARCHITECTURES

- 4.1 BellSouth and BW Consulting shall establish interconnecting trunk groups and trunk group configurations between networks, including the use of one-way or two-way trunks in accordance with the following provisions set forth in this Agreement. For trunking purposes, traffic will be routed based on the digits dialed by the originating End User and in accordance with the LERG.
- 4.2 BW Consulting shall establish an interconnection trunk group(s) to at least one BellSouth access tandem within the LATA for the delivery of BW Consulting's originated Local Traffic, ISP-bound Traffic and IntraLATA Toll Traffic and for the receipt and delivery of Transit Traffic. To the extent BW Consulting desires to deliver Local Traffic, ISP-bound Traffic, IntraLATA Toll Traffic and/or Transit Traffic to BellSouth access tandems within the LATA, other than the tandems(s) to which BW Consulting has established interconnection trunk groups, BW

Consulting shall order Multiple Tandem Access, as described in this Attachment, to such other BellSouth access tandems.

- 4.2.1 Notwithstanding the forgoing, BW Consulting shall establish an interconnection trunk group(s) to all BellSouth access and local tandems in the LATA where BW Consulting has homed (i.e. assigned) its NPA/NXXs. BW Consulting shall home its NPA/NXXs on the BellSouth tandems that serve the exchange rate center areas to which the NPA/NXXs are assigned. The specified exchange rate center assigned to each BellSouth tandem is defined in the LERG. BW Consulting shall enter its NPA/NXX access and/or local tandem homing arrangements into the LERG.
- 4.3 Switched access traffic will be delivered to and from Interexchange Carriers (IXCs) based on BW Consulting's NXX access tandem homing arrangement as specified by BW Consulting in the LERG.
- 4.4 Any BW Consulting interconnection request that (1) deviates from the interconnection trunk group architectures as described in this Agreement, (2) affects traffic delivered to BW Consulting from a BellSouth switch, and (3) requires special BellSouth switch translations and other network modifications will require BW Consulting to submit a BFR/NBR via the BFR/NBR Process as set forth in this Agreement.
- 4.5 Recurring and nonrecurring rates associated with interconnecting trunk groups between BellSouth and BW Consulting are set forth in Exhibit A. To the extent a rate associated with the interconnecting trunk group is not set forth in Exhibit A, the rate shall be as set forth in the appropriate BellSouth tariff for switched access services.
- 4.6 For two-way trunk groups that carry only both Parties' Local Traffic, the Parties shall be compensated at 50% of the nonrecurring and recurring rates for dedicated trunks and DS1 facilities. BW Consulting shall be responsible for ordering and paying for any two-way trunks carrying Transit Traffic.
- 4.7 All trunk groups will be provisioned as Signaling System 7 (SS7) capable where technically feasible. If SS7 is not technically feasible multi-frequency (MF) protocol signaling shall be used.
- 4.8 In cases where BW Consulting is also an IXC, the IXC's Feature Group D (FG D) trunk group(s) must remain separate from the local interconnection trunk group(s).
- 4.9 Each Party shall order interconnection trunks and trunk group including trunk and trunk group augmentations via the ASR process. A Firm Order Confirmation (FOC) shall be returned to the ordering Party, after receipt of a valid, error free

ASR, within the timeframes set forth in each state's applicable Performance Measures. Notwithstanding the foregoing, blocking situations and projects shall be managed through BellSouth's Carrier Interconnection Switching Center (CISC) Project Management Group and BW Consulting's equivalent trunking group, and FOCs for such orders shall be returned in the timeframes applicable to the project. A project is defined as (1) a new trunk group or (2) a request for more than 96 trunks on a single or multiple group(s) in a given BellSouth local calling area.

4.10 Interconnection Trunk Groups for Exchange of Local Traffic and Transit Traffic

Upon mutual agreement of the Parties in a joint planning meeting, the Parties' shall exchange Local Traffic on two-way interconnection trunk group(s) with the quantity of trunks being mutually determined and the provisioning being jointly coordinated. Furthermore, the Parties shall agree upon the IP(s) for two-way interconnection trunk groups transporting both Parties' Local Traffic, ISP-bound Traffic and IntraLATA Toll Traffic. BW Consulting shall order such two-way trunks via the Access Service Request (ASR) process. BellSouth will use the Trunk Group Service Request (TGSR) to request changes in trunking. Furthermore, the Parties shall jointly review trunk performance and forecasts on a periodic basis. The Parties' use of two-way interconnection trunk groups for the transport of Local Traffic, ISP-bound Traffic and IntraLATA Toll Traffic between the Parties does not preclude either Party from establishing additional one-way interconnection trunks for the delivery of its originated Local Traffic, ISP-bound Traffic and IntraLATA Toll Traffic to the other Party.

4.10.1 BellSouth Access Tandem Interconnection

BellSouth access tandem interconnection at a single access tandem provides access to those end offices subtending that access tandem (Intratandem Access). Access tandem interconnection is available for any of the following access tandem architectures

4.10.1.1 Basic Architecture

In the basic architecture, BW Consulting's originating Local Traffic, ISP-bound Traffic and IntraLATA Toll Traffic and originating and terminating Transit Traffic is transported on a single two-way trunk group between BW Consulting and BellSouth access tandem(s) within a LATA to provide Intratandem Access. This trunk group carries Transit Traffic between BW Consulting and Independent Companies, Interexchange Carriers, other CLECs, CMRS providers that have a Meet Point Billing arrangement with BellSouth, and other network providers with which BW Consulting desires to exchange traffic. This trunk group also carries BW Consulting originated Transit Traffic transiting a single BellSouth access tandem destined to third party tandems such as an Independent Company tandem or other CLEC tandem. BellSouth originated Local Traffic, ISP-bound Traffic and

IntraLATA Toll Traffic is transported on a separate single one-way trunk group terminating to BW Consulting. Other trunk groups for operator services, directory assistance, emergency services and intercept must be established pursuant to the applicable BellSouth tariff if service is requested. The LERG contains current routing and tandem serving arrangements. The basic Architecture is illustrated in Exhibit B.

4.10.1.2 **One-Way Trunk Group Architecture**

In one-way trunk group architecture, the Parties interconnect using three separate trunk groups. A one-way trunk group provides Intratandem Access for BW Consulting-originated Local Traffic, ISP-bound Traffic and IntraLATA Toll Traffic destined for BellSouth End Users. A second one-way trunk group carries BellSouth-originated Local Traffic, ISP-bound Traffic and IntraLATA Toll Traffic destined for BW Consulting End-Users. A two-way trunk group provides Intratandem Access for BW Consulting's originating and terminating Transit Traffic. This trunk group carries Transit Traffic between BW Consulting and Independent Companies, Interexchange Carriers, other CLECs, CMRS providers that have a Meet Point Billing arrangement with BellSouth, and other network providers with which BW Consulting desires to exchange traffic. This trunk group also carries BW Consulting originated Transit Traffic transiting a single BellSouth access tandem destined to third party tandems such as an Independent Company tandem or other CLEC tandem. BellSouth originated Local Traffic, ISP-bound Traffic and IntraLATA Toll Traffic is transported on a separate single one-way trunk group terminating to BW Consulting. Other trunk groups for operator services, directory assistance, emergency services and intercept must be established pursuant to the applicable BellSouth tariff if service is requested. The LERG contains current routing and tandem serving arrangements. The one-way trunk group architecture is illustrated in Exhibit C.

4.10.1.3 **Two-Way Trunk Group Architecture**

The two-way trunk group Architecture establishes one two-way trunk group to provide Intratandem Access for the exchange of Local Traffic, ISP-bound Traffic and IntraLATA Toll Traffic between BW Consulting and BellSouth. In addition, a separate two-way transit trunk group must be established for BW Consulting's originating and terminating Transit Traffic. This trunk group carries Transit Traffic between BW Consulting and Independent Companies, Interexchange Carriers, other CLECs, CMRS providers that have a Meet Point Billing arrangement with BellSouth, and other network providers with which BW Consulting desires to exchange traffic. This trunk group also carries BW Consulting originated Transit Traffic transiting a single BellSouth access tandem destined to third party tandems such as an Independent Company tandem or other CLEC tandem. BellSouth originated traffic may, in order to prevent or remedy traffic blocking situations, be transported on a separate single one-way trunk group terminating to BW

Consulting. However, where BW Consulting is responsive in a timely manner to BellSouth's transport needs for its originated traffic, BellSouth originating traffic will be placed on the two-way Local Traffic trunk group carrying ISP-bound Traffic and IntraLATA Toll Traffic. Other trunk groups for operator services, directory assistance, emergency services and intercept must be established pursuant to the applicable BellSouth tariff if service is requested. The LERG contains current routing and tandem serving arrangements. The two-way trunk group architecture is illustrated in Exhibit D.

4.10.1.4 **Supergroup Architecture**

In the supergroup architecture, the Parties' Local Traffic, ISP-bound Traffic and IntraLATA Toll Traffic and BW Consulting's Transit Traffic are exchanged on a single two-way trunk group between BW Consulting and BellSouth to provide Intratandem Access to BW Consulting. This trunk group carries Transit Traffic between BW Consulting and Independent Companies, Interexchange Carriers, other CLECs, CMRS providers that have a Meet Point Billing arrangement with BellSouth, and other network providers with which BW Consulting desires to exchange traffic. This trunk group also carries BW Consulting originated Transit Traffic transiting a single BellSouth access tandem destined to third party tandems such as an Independent Company tandem or other CLEC tandem. BellSouth originated traffic may, in order to prevent or remedy traffic blocking situations, be transported on a separate single one-way trunk group terminating to BW Consulting. However, where BW Consulting is responsive in a timely manner to BellSouth's transport needs for its originated traffic, BellSouth originating traffic will be placed on the Supergroup. Other trunk groups for operator services, directory assistance, emergency services and intercept must be established pursuant to the applicable BellSouth tariff if service is requested. The LERG contains current routing and tandem serving arrangements. The supergroup architecture is illustrated in Exhibit E.

4.10.1.5 **Multiple Tandem Access Interconnection**

- 4.10.1.5.1 Where BW Consulting does not choose access tandem interconnection at every BellSouth access tandem within a LATA, BW Consulting may utilize BellSouth's multiple tandem access interconnection (MTA). To utilize MTA BW Consulting must establish an interconnection trunk group(s) at a BellSouth access tandem through multiple BellSouth access tandems within the LATA as required. BellSouth will route BW Consulting's originated Local Traffic, ISP-bound Traffic and IntraLATA Toll Traffic for LATA wide transport and termination. BW Consulting must also establish an interconnection trunk group(s) at all BellSouth access tandems where BW Consulting NXXs are homed as described in Section 4.2.1 above. If BW Consulting does not have NXXs homed at any particular BellSouth access tandem within a LATA and elects not to establish an interconnection trunk group(s) at such BellSouth access tandem, BW Consulting

can order MTA in each BellSouth access tandem within the LATA where it does have an interconnection trunk group(s) and BellSouth will terminate BW Consulting's Local Traffic, ISP-bound Traffic and IntraLATA Toll Traffic to End-Users served through those BellSouth access tandems where BW Consulting does not have an interconnection trunk group(s). MTA shall be provisioned in accordance with BellSouth's Ordering Guidelines.

- 4.10.1.5.2 BW Consulting may also utilize MTA to route its originated Transit Traffic; provided, however, that MTA may not be utilized to route switched access traffic that transits the BellSouth network to an Interexchange Carrier (IXC). Switched access traffic originated by or terminated to BW Consulting will be delivered to and from IXCs based on BW Consulting's NXX access tandem homing arrangement as specified by BW Consulting in the LERG.
- 4.10.1.5.3 Compensation for MTA shall be at the applicable tandem switching and transport charges specified in Exhibit A to this Attachment and shall be billed in addition to any Call Transport and Termination charges.
- 4.10.1.5.4 To the extent BW Consulting does not purchase MTA in a LATA served by multiple access tandems, BW Consulting must establish an interconnection trunk group(s) to every access tandem in the LATA to serve the entire LATA. To the extent BW Consulting routes its traffic in such a way that utilizes BellSouth's MTA service without properly ordering MTA, BW Consulting shall pay BellSouth the associated MTA charges.
- 4.10.2 **Local Tandem Interconnection**
 - 4.10.2.1 Local Tandem Interconnection arrangement allows BW Consulting to establish an interconnection trunk group(s) at BellSouth local tandems for: (1) the delivery of BW Consulting-originated Local Traffic, ISP-bound Traffic and IntraLATA Toll Traffic transported and terminated by BellSouth to BellSouth end offices served by those BellSouth local tandems, and (2) for local Transit Traffic transported by BellSouth for third party network providers who have also established an interconnection trunk group(s) at those BellSouth local tandems.
 - 4.10.2.2 When a specified local calling area is served by more than one BellSouth local tandem, BW Consulting must designate a "home" local tandem for each of its assigned NPA/NXXs and establish trunk connections to such local tandems. Additionally, BW Consulting may choose to establish an interconnection trunk group(s) at the BellSouth local tandems where it has no codes homing but is not required to do so. BW Consulting may deliver Local Traffic, ISP-bound Traffic and IntraLATA Toll Traffic to a "home" BellSouth local tandem that is destined for other BellSouth or third party network provider end offices subtending other BellSouth local tandems in the same local calling area where BW Consulting does

not choose to establish an interconnection trunk group(s). It is BW Consulting's responsibility to enter its own NPA/NXX local tandem homing arrangements into the LERG either directly or via a vendor in order for other third party network providers to determine appropriate traffic routing to BW Consulting's codes. Likewise, BW Consulting shall obtain its routing information from the LERG.

4.10.2.3 Notwithstanding establishing an interconnection trunk group(s) to BellSouth's local tandems, BW Consulting must also establish an interconnection trunk group(s) to BellSouth access tandems within the LATA on which BW Consulting has NPA/NXXs homed for the delivery of Interexchange Carrier Switched Access (SWA) and toll traffic, and traffic to Type 2A CMRS connections located at the access tandems. BellSouth shall not switch SWA traffic through more than one BellSouth access tandem. SWA, Type 2A CMRS or toll traffic routed to the local tandem in error will not be backhauled to the BellSouth access tandem for completion. (Type 2A CMRS interconnection is defined in BellSouth's A35 General Subscriber Services Tariff).

4.10.2.4 BellSouth's provisioning of Local Tandem Interconnection assumes that BW Consulting has executed the necessary local interconnection agreements with the other third party network providers subtending those local tandems as required by the Act.

4.10.3 **Direct End Office-to-End Office Interconnection**

4.10.3.1 Direct End Office-to-End Office one-way or two-way interconnection trunk groups allow for the delivery of a Party's originating Local Traffic, ISP-bound Traffic and IntraLATA Toll Traffic to the terminating Party on a direct end office-to-end office basis.

4.10.3.2 The Parties shall utilize direct end office-to-end office trunk groups under any one of the following conditions:

4.10.3.2.1 Tandem Exhaust - If a tandem through which the Parties are interconnected is unable to, or is forecasted to be unable to support additional traffic loads for any period of time, the Parties will mutually agree on an end office trunking plan that will alleviate the tandem capacity shortage and ensure completion of traffic between BW Consulting and BellSouth.

4.10.3.2.2 Traffic Volume -To the extent either Party has the capability to measure the amount of traffic between BW Consulting's switch and a BellSouth end office and where such traffic exceeds or is forecasted to exceed a single DS1 of traffic per month, then the Parties shall install and retain direct end office trunking sufficient to handle such traffic volumes. Either Party will install additional capacity between such points when overflow traffic exceeds or is forecasted to exceed a single DS1

of traffic per month. In the case of one-way trunking, additional trunking shall only be required by the Party whose trunking has achieved the preceding usage threshold.

- 4.10.3.2.3 Mutual Agreement - The Parties may install direct end office trunking upon mutual agreement in the absence of conditions (1) or (2) above.

4.10.4 Transit Traffic Trunk Group

Transit Traffic trunks can either be two-way trunks or two one-way trunks ordered by BW Consulting to deliver and receive Transit Traffic. Establishing Transit Traffic trunks at BellSouth access and local tandems provides intratandem access to the third parties also interconnected at those tandems.

4.10.4.1 Toll Free Traffic

- 4.10.4.1.1 If BW Consulting chooses BellSouth to perform the Service Switching Point (SSP) Function (i.e., handle Toll Free database queries) from BellSouth's switches, all BW Consulting originating Toll Free traffic will be routed over the Transit Traffic Trunk Group and shall be delivered using GR-394 format. Carrier Code "0110" and Circuit Code (to be determined for each LATA) shall be used for all such calls.

- 4.10.4.1.2 BW Consulting may choose to perform its own Toll Free database queries from its switch. In such cases, BW Consulting will determine the nature (local/intraLATA/interLATA) of the Toll Free call (local/IntraLATA/InterLATA) based on the response from the database. If the call is a BellSouth local or intraLATA Toll Free call, BW Consulting will route the post-query local or IntraLATA converted ten-digit local number to BellSouth over the local or intraLATA trunk group. If the call is a third party (ICO, IXC, CMRS or other CLEC) local or intraLATA Toll Free call, BW Consulting will route the post-query local or intraLATA converted ten-digit local number to BellSouth over the Transit Traffic Trunk Group and BW Consulting shall provide to BellSouth a Toll Free billing record when appropriate. If the query reveals the call is an interLATA Toll Free call, BW Consulting will route the post-query interLATA Toll Free call (1) directly from its switch for carriers interconnected with its network or (2) over the Transit Traffic Trunk Group to carriers that are not directly connected to BW Consulting's network but that are connected to BellSouth's access tandem.

- 4.10.5 All post-query Toll Free calls for which BW Consulting performs the SSP function, if delivered to BellSouth, shall be delivered using GR-394 format for calls destined to IXCs, and GR-317 format for calls destined to end offices that directly subtend a BellSouth access tandem within the LATA.

5. NETWORK DESIGN AND MANAGEMENT FOR INTERCONNECTION

- 5.1 Network Management and Changes. The Parties will exchange toll-free maintenance contact numbers and escalation procedures. The Parties will provide public notice of network changes in accordance with applicable federal and state rules and regulations.
- 5.2 Interconnection Technical Standards. The interconnection of all networks will be based upon accepted industry/national guidelines for transmission standards and traffic blocking criteria. Interconnecting facilities shall conform, at a minimum, to the telecommunications industry standard of DS-1 pursuant to Telcordia Standard No. TR-NWT-00499. Where BW Consulting chooses to utilize Signaling System 7 signaling, also known as Common Channel Signaling (SS7), SS7 connectivity is required between the BW Consulting switch and the BellSouth Signaling Transfer Point (STP). BellSouth will provide SS7 signaling using Common Channel Signaling Access Capability in accordance with the technical specifications set forth in the BellSouth Guidelines to Technical Publication, TR-TSV-000905. Facilities of each Party shall provide the necessary on-hook, off-hook answer and disconnect supervision and shall provide calling number ID (Calling Party Number) when technically feasible.
- 5.3 Quality of Interconnection. The local interconnection for the transmission and routing of telephone exchange service and exchange access that each Party provides to each other will be at least equal in quality to what it provides to itself and any subsidiary or affiliate, where technically feasible, or to any other Party to which each Party provides local interconnection.
- 5.4 Network Management Controls. Both Parties will work cooperatively to apply sound network management principles by invoking appropriate network management controls (e.g., call gapping) to alleviate or prevent network congestion.
- 5.5 SS7 Signaling. Both Parties will utilize LEC-to-LEC SS7 Signaling, where available, in conjunction with all traffic in order to enable full interoperability of CLASS features and functions except for call return. All SS7 signaling parameters will be provided, including but not limited to automatic number identification (ANI), originating line information (OLI) calling company category and charge number. All privacy indicators will be honored, and the Parties will exchange Transactional Capabilities Application Part (TCAP) messages to facilitate full interoperability of SS7-based features between the respective networks. Neither Party shall alter the SS7 parameters, or be a party to altering such parameters, or knowingly pass SS7 parameters that have been altered in order to circumvent appropriate interconnection charges.
- 5.6 Signaling Call Information. BellSouth and BW Consulting will send and receive 10 digits for Local Traffic. Additionally, BellSouth and BW Consulting will

exchange the proper call information, i.e. originated call company number and destination call company number, CIC, and OZZ, including all proper translations for routing between networks and any information necessary for billing.

5.7 Forecasting for Trunk Provisioning

5.7.1 Within six (6) months after execution of this Agreement, BW Consulting shall provide an initial interconnection trunk group forecast for each LATA in which it plans to provide service within BellSouth's region. Upon receipt of BW Consulting's forecast, the Parties shall conduct a joint planning meeting to develop a joint interconnection trunk group forecast. Each forecast provided under this Section shall be deemed "Confidential Information" under the General Terms and Conditions of this Agreement.

5.7.1.1 At a minimum, the forecast shall include the projected quantity of Transit Trunks, BW Consulting-to-BellSouth one-way trunks (BW Consulting Trunks), BellSouth-to-BW Consulting one-way trunks (Reciprocal Trunk Groups) and/or two-way interconnection trunks, if the Parties have agreed to interconnect using two-way trunking to transport the Parties' Local Traffic and IntraLATA Toll Traffic. The quantities shall be projected for a minimum of six months and shall include an estimate of the current year plus the next two years total forecasted quantities. The Parties shall mutually develop Reciprocal Trunk Groups and/or two-way interconnection trunk forecast quantities.

5.7.1.2 All forecasts shall include, at a minimum, Access Carrier Terminal Location (ACTL), trunk group type (local/intraLATA toll, Transit, Operator Services, 911, etc.), A location/Z location (CLLI codes for BW Consulting location and BellSouth location where the trunks shall terminate), interface type (e.g., DS1), Direction of Signaling, Trunk Group Number, if known, (commonly referred to as the 2-6 code) and forecasted trunks in service each year (cumulative).

5.7.2 Once initial interconnection trunk forecasts have been developed, BW Consulting shall continue to provide interconnection trunk forecasts on a semiannual basis or at otherwise mutually agreeable intervals. BW Consulting shall use its best efforts to make the forecasts as accurate as possible based on reasonable engineering criteria. The Parties shall continue to develop Reciprocal Trunk Group and/or two-way interconnection trunk forecasts as described in Section 5.7.1.1.

5.7.3 The submitting and development of interconnection trunk forecasts shall not replace the ordering process for local interconnection trunks. Each Party shall exercise its best efforts to provide the quantity of interconnection trunks mutually forecasted. However, the provision of the forecasted quantity of interconnection trunks is subject to trunk terminations and facility capacity existing at the time the trunk order is submitted. Furthermore, the receipt and development of trunk

forecasts does not imply any liability for failure to perform if capacity (trunk terminations or facilities) is not available for use at the forecasted time.

5.8 Trunk Utilization

5.8.1 For the Reciprocal Trunk Groups that are Final Trunk Groups (Reciprocal Final Trunk Groups), BellSouth and BW Consulting shall monitor traffic on each interconnection Reciprocal Final Trunk Group that is ordered and installed. The Parties agree that the Reciprocal Final Trunk Groups will be utilized at 60 percent (60%) of the time consistent busy hour utilization level within 90 days of installation. The Parties agree that the Reciprocal Final Trunk Groups will be utilized at eighty percent (80%) of the time consistent busy hour utilization level within 180 days of installation. Any Reciprocal Final Trunk Group not meeting the minimum thresholds set forth in this Section are defined as "Under-utilized" trunks. BellSouth may disconnect any Under-utilized Reciprocal Final Trunk Groups and BW Consulting shall refund to BellSouth the associated nonrecurring and recurring trunk and facility charges paid by BellSouth, if any.

5.8.1.1 BellSouth's CISC will notify BW Consulting of any under-utilized Reciprocal Trunk Groups and the number of such trunk groups that BellSouth wishes to disconnect. BellSouth will provide supporting information either by email or facsimile to the designated BW Consulting interface. BW Consulting will provide concurrence with the disconnection in seven (7) business days or will provide specific information supporting why the trunks should not be disconnected. Such supporting information should include expected traffic volumes (including traffic volumes generated due to Local Number Portability) and the timeframes within which BW Consulting expects to need such trunks. BellSouth's CISC Project Manager and Circuit Capacity Manager will discuss the information with BW Consulting to determine if agreement can be reached on the number of Reciprocal Final Trunk Groups to be removed. If no agreement can be reached, BellSouth will issue disconnect orders to BW Consulting. The due date of these orders will be four weeks after BW Consulting was first notified in writing of the underutilization of the trunk groups.

5.8.2 To the extent that any interconnection trunk group is utilized at a time-consistent busy hour of eighty percent (80%) or greater, the Parties may review the trunk groups and, if necessary, shall negotiate in good faith for the installation of augmented facilities.

5.8.3 For the two-way trunk groups, BellSouth and BW Consulting shall monitor traffic on each interconnection trunk group that is ordered and installed. The Parties agree that within 90 days of the installation of the BellSouth two-way trunk or trunks, the trunks will be utilized at 60 percent (60%) of the time consistent busy hour utilization level. The Parties agree that within 180 days of the installation of

a trunk or trunks, the trunks will be utilized at eighty percent (80%) of the time consistent busy hour utilization level. Any trunk or trunks not meeting the minimum thresholds set forth in this Section are defined as "Under-utilized" trunks. BellSouth will request the disconnection of any Under-utilized two-way trunk(s) and BW Consulting shall refund to BellSouth the associated nonrecurring and recurring trunk and facility charges paid by BellSouth, if any.

- 5.8.3.1 BellSouth's LISC will notify BW Consulting of any under-utilized two-way trunk groups and the number of trunks that BellSouth wishes to disconnect. BellSouth will provide supporting information either by email or facsimile to the designated BW Consulting interface. BW Consulting will provide concurrence with the disconnection in seven (7) business days or will provide specific information supporting why the two-way trunks should not be disconnected. Such supporting information should include expected traffic volumes (including traffic volumes generated due to Local Number Portability) and the timeframes within which BW Consulting expects to need such trunks. BellSouth's CISC Project Manager and Circuit Capacity Manager will discuss the information with BW Consulting to determine if agreement can be reached on the number of trunks to be removed. If no agreement can be reached, BW Consulting will issue disconnect orders to BellSouth. The due date of these orders will be four weeks after BW Consulting was first notified in writing of the underutilization of the trunk groups.
- 5.8.3.2 To the extent that any interconnection trunk group is utilized at a time-consistent busy hour of eighty percent (80%) or greater, the Parties may review the trunk groups and, if necessary, shall negotiate in good faith for the installation of augmented facilities.

6. LOCAL DIALING PARITY

- 6.1 BellSouth and BW Consulting shall provide local and toll dialing parity, as defined in FCC rules and regulations, with no unreasonable dialing delays. Dialing parity shall be provided for all originating telecommunications services that require dialing to route a call.

7. INTERCONNECTION COMPENSATION

7.1 Compensation for Call Transportation and Termination for Local Traffic, ISP-bound Traffic and IntraLATA Toll Traffic

- 7.1.1 For the purposes of this Attachment and for reciprocal compensation between the Parties pursuant to this Attachment, Local Traffic is defined as any telephone call that originates in one exchange and terminates in either the same exchange, or other local calling area associated with the originating exchange as defined and specified in Section A3 of BellSouth's General Subscriber Service Tariff.

- 7.1.1.1 Additionally, Local Traffic includes any cross boundary, voice-to-voice intrastate, interLATA or interstate, interLATA calls established as a local call by the ruling regulatory body.
- 7.1.2 ISP-bound Traffic is defined as calls to an information service provider or Internet service provider (ISP) that are dialed by using a local dialing pattern (7 or 10 digits) by a calling party in one exchange to an ISP server or modem in either the same exchange or a corresponding Extended Area Service (EAS) exchange as defined and specified in Section A3 of BellSouth's General Subscriber Service tariff. ISP-bound Traffic is not Local Traffic subject to reciprocal compensation, but instead is information access traffic subject to the FCC's jurisdiction.
- 7.1.3 Notwithstanding the definitions of Local Traffic and ISP-bound traffic above, and pursuant to the FCC's Order on Remand and Report and Order in CC Docket 99-68 released April 27, 2001 (ISP Order on Remand), BellSouth and BW Consulting agree to the rebuttable presumption that all combined circuit switched Local and ISP-bound Traffic delivered to BellSouth or BW Consulting that exceeds a 3:1 ratio of terminating to originating traffic on a statewide basis shall be considered ISP-bound traffic for compensation purposes. BellSouth and BW Consulting further agree to the rebuttable presumption that all combined circuit switched Local and ISP-bound Traffic delivered to BellSouth or BW Consulting that does not exceed a 3:1 ratio of terminating to originating traffic on a statewide basis shall be considered Local Traffic for compensation purposes.
- 7.1.4 Neither Party shall pay compensation to the other Party for per minute of use rate elements associated with the Call Transport and Termination of Local Traffic or ISP-bound Traffic.
- 7.1.5 The appropriate elemental rates set forth in Exhibit A of this Attachment shall apply for Transit Traffic as described in Sections 7.6 and 7.6.1 below and to Multiple Tandem Access as described in Section 4.10.1.5 above.
- 7.1.6 Neither Party shall represent Switched Access Traffic as Local Traffic or ISP-bound Traffic for purposes of determining compensation for the call.
- 7.1.7 IntraLATA Toll Traffic is defined as all traffic that originates and terminates within a single LATA that is not Local or ISP-bound traffic under this Attachment.
- 7.1.7.1 For terminating its intraLATA toll traffic on the other company's network, the originating Party will pay the terminating Party BellSouth's current intrastate or interstate, whichever is appropriate, terminating switched access tariff rates as set forth in BellSouth's Access Services Tariffs as filed and in effect with the FCC or Commission. The appropriate charges will be determined by the routing of the

call. Additionally, if one Party is the other Party's End User's presubscribed interexchange carrier or if one Party's End User uses the other Party as an interexchange carrier on a 101XXXX basis, the originating party will charge the other Party the appropriate BellSouth originating switched access tariff rates as set forth in BellSouth's Intrastate or Interstate Access Services Tariff as filed and in effect with the FCC or appropriate Commission.

7.1.8 If BW Consulting assigns NPA/NXXs to specific BellSouth rate centers within the LATA and assigns numbers from those NPA/NXXs to BW Consulting End Users physically located outside of that LATA, BellSouth traffic originating from within the LATA where the NPA/NXXs are assigned and delivered to a BW Consulting customer physically located outside of such LATA, shall not be deemed Local Traffic. Further, BW Consulting agrees to identify such interLATA traffic to BellSouth and to compensate BellSouth for originating and transporting such interLATA traffic to BW Consulting at BellSouth's switched access tariff rates.

7.2 If BW Consulting does not identify such interLATA traffic to BellSouth, to the best of BellSouth's ability BellSouth will determine which whole BW Consulting NPA/NXXs on which to charge the applicable rates for originating network access service as reflected in BellSouth's Access Service Tariff. BellSouth shall make appropriate billing adjustments if BW Consulting can provide sufficient information for BellSouth to determine whether or not said traffic is Local or ISP-bound Traffic.

7.3 **Jurisdictional Reporting**

7.3.1 **Percent Local Use.** Each Party shall report to the other a Percent Local Usage (PLU) factor. The application of the PLU will determine the amount of local or ISP-bound minutes to be billed to the other Party. Each Party shall update its PLU on the first of January, April, July and October of the year and shall send it to the other Party to be received no later than 30 days after the first of each such month based on local and ISP-bound usage for the past three months ending the last day of December, March, June and September, respectively. Requirements associated with PLU calculation and reporting shall be as set forth in BellSouth's Jurisdictional Factors Reporting Guide, as it is amended from time to time.

7.3.2 **Percent Local Facility.** Each Party shall report to the other a Percent Local Facility (PLF) factor. The application of the PLF will determine the portion of switched dedicated transport to be billed per the local jurisdiction rates. The PLF shall be applied to Multiplexing, Local Channel and Interoffice Channel Switched Dedicated Transport utilized in the provision of local interconnection trunks. Each Party shall update its PLF on the first of January, April, July and October of the year and shall send it to the other Party to be received no later than 30 days after the first of each such month to be effective the first bill period the following

month, respectively. Requirements associated with PLU and PLF calculation and reporting shall be as set forth in BellSouth's Jurisdictional Factors Reporting Guide, as it is amended from time to time.

7.3.3 **Percent Interstate Usage.** Each Party shall report to the other the projected Percent Interstate Usage (PIU) factor. All jurisdictional report requirements, rules and regulations for Interexchange Carriers specified in BellSouth's Intrastate Access Services Tariff will apply to BW Consulting. After interstate and intrastate traffic percentages have been determined by use of PIU procedures, the PLU and PLF factors will be used for application and billing of local interconnection. Each Party shall update its PIUs on the first of January, April, July and October of the year and shall send it to the other Party to be received no later than 30 days after the first of each such month, for all services showing the percentages of use for the past three months ending the last day of December, March, June and September.

7.3.4 Notwithstanding the provisions in Section 7.3.1, 7.3.2, and 7.3.3 above, where the terminating Party has message recording technology that identifies the jurisdiction of traffic terminated as defined in this Agreement, such information shall, at the terminating Party's option, be utilized to determine the appropriate jurisdictional reporting factors (PLU, PIU, and/or PLF), in lieu of those provided by the originating Party. In the event that the terminating Party opts to utilize its own data to determine jurisdictional reporting factors, such terminating Party shall notify the originating Party at least 15 days prior to the beginning of the calendar quarter in which the terminating Party will begin to utilize its own data. Such factors shall subject to the Dispute Resolution provisions in this Agreement, as well as the Audit provisions set forth in 7.3.5 below.

7.3.5 **Audits.** On thirty (30) days written notice, each Party must provide the other the ability and opportunity to conduct an annual audit to ensure the proper billing of traffic. BellSouth and BW Consulting shall retain records of call detail for a minimum of nine months from which the PLU, PLF and/or PIU can be ascertained. The audit shall be conducted during normal business hours at an office designated by the Party being audited. Audit requests shall not be submitted more frequently than one (1) time per calendar year. Audits shall be performed by a mutually acceptable independent auditor paid for by the Party requesting the audit. The PLF, PLU and/or PIU shall be adjusted based upon the audit results and shall apply for the quarter the audit was completed, for the quarter prior to the completion of the audit, and for the two quarters following the completion of the audit. If, as a result of an audit, either Party is found to have overstated the PLF, PLU and/or PIU by twenty percentage points (20%) or more, that Party shall reimburse the auditing Party for the cost of the audit.

7.4 **Compensation for 8XX Traffic**

- 7.4.1 Compensation for 8XX Traffic. Each Party shall pay the other the appropriate switched access charges set forth in the BellSouth intrastate or interstate switched access tariffs. BW Consulting will pay BellSouth the database query charge as set forth in the BellSouth intrastate or interstate switched access tariffs as applicable.
- 7.4.2 Records for 8XX Billing. Each Party will provide to the other the appropriate records necessary for billing intraLATA 8XX customers. The records provided will be in a standard EMI format.
- 7.4.3 8XX Access Screening. BellSouth's provision of 8XX Toll Free Dialing (TFD) to BW Consulting requires interconnection from BW Consulting to BellSouth's 8XX Signal Channel Point (SCP). Such interconnections shall be established pursuant to BellSouth's Common Channel Signaling Interconnection Guidelines and Telcordia's CCS Network Interface Specification document, TR-TSV-000905. BW Consulting shall establish SS7 interconnection at the BellSouth Local Signal Transfer Points serving the BellSouth 8XX SCPs that BW Consulting desires to query. The terms and conditions for 8XX TFD are set out in BellSouth's Intrastate Access Services Tariff.
- 7.5 **Mutual Provision of Switched Access Service**
- 7.5.1 Switched Access Traffic. Switched Access Traffic is described as telephone calls requiring local transmission or switching services for the purpose of the origination or termination of Telephone Toll Service. Switched Access Traffic includes, but is not limited to, the following types of traffic: Feature Group A, Feature Group B, Feature Group C, Feature Group D, toll free access (e.g., 8XX), 900 access and their successors. Additionally, any Public Switched Telephone Network interexchange telecommunications traffic, regardless of transport protocol method, where the originating and terminating points, end-to-end points, are in different LATAs, or are in the same LATA and the Parties' Switched Access services are used for the origination or termination of the call, shall be considered Switched Access Traffic. Irrespective of transport protocol method used, a call which originates in one LATA and terminates in another LATA (i.e., the end-to-end points of the call) or in which the Parties' Switched Access Services are used for the origination or termination of the call, shall not be considered Local Traffic or ISP-bound Traffic.
- 7.5.2 If the BellSouth End User chooses BW Consulting as their presubscribed interexchange carrier, or if the BellSouth End User uses BW Consulting as an interexchange carrier on a 101XXXX basis, BellSouth will charge BW Consulting the appropriate BellSouth tariff charges for originating switched access services.
- 7.5.3 Where the originating Party delivers a call to the terminating Party over switched access facilities, the originating Party will pay the terminating Party terminating,

switched access charges as set forth in BellSouth's Intrastate or Interstate Access Services Tariff, as appropriate.

- 7.5.4 When BW Consulting's end office switch provides an access service connection to or from an interexchange carrier (IXC) by a direct trunk group to the IXC utilizing BellSouth facilities, each Party will provide its own access services to the IXC and bill on a multi-bill, multi-tariff meet-point basis. Each Party will bill its own access services rates to the IXC with the exception of the interconnection charge. The interconnection charge will be billed by BW Consulting as the Party providing the end office function. Each party will use the Multiple Exchange Carrier Access Billing (MECAB) guidelines to establish meet point billing for all applicable traffic. The Parties shall utilize a thirty (30) day billing period.
- 7.5.4.1 When BW Consulting's end office subtends the BellSouth Access Tandem switch for receipt or delivery of switched access traffic and provides an access service connection to or from an IXC via BellSouth's Access Tandem switch, BellSouth, as the tandem company agrees to provide to BW Consulting, as the End Office Company, as defined in MECAB, at no charge, all the switched access detail usage data, recorded at the access tandem, within no more than sixty (60) days after the recording date. Each Party will notify the other when it is not feasible to meet these requirements. As business requirements change, data reporting requirements may be modified as necessary.
- 7.5.5 BellSouth, as the tandem provider company, will retain for a minimum period of sixty (60) days, access message detail sufficient to recreate any data that is lost or damaged by the tandem provider company or any third party involved in processing or transporting data.
- 7.5.6 BellSouth, as the tandem provider company, agrees to recreate the lost or damaged data within forty-eight (48) hours of notification by the other or by an authorized third party handling the data.
- 7.5.7 Any claims against BellSouth, as the tandem provider company, for unbillable or uncollectible revenue should be filed with the tandem provider company within 120 days of the usage date.
- 7.5.8 BellSouth, as the tandem provider company shall keep records of its billing activities relating to jointly-provided Intrastate and Interstate access services in sufficient detail to permit the Subsequent Billing Party to, by formal or informal review or audit, to verify the accuracy and reasonableness of the jointly-provided access billing data provided by the Initial Billing Party. Each Party agrees to cooperate in such formal or informal reviews or audits and further agrees to jointly review the findings of such reviews or audits in order to resolve any differences concerning the findings thereof.

7.5.9 BW Consulting agrees not to deliver switched access traffic to BellSouth for termination except over BW Consulting ordered switched access trunks and facilities.

7.6 Transit Traffic

7.6.1 BellSouth shall provide tandem switching and transport services for BW Consulting's Transit Traffic. Rates for local Transit Traffic and ISP-bound Transit Traffic shall be the applicable Call Transport and Termination charges as set forth in Exhibit A to this Attachment. Rates for Switched Access Transit Traffic shall be the applicable charges as set forth in BellSouth Interstate or Intrastate Switched Access tariffs. Billing associated with all Transit Traffic shall be pursuant to MECAB guidelines. Traffic between BW Consulting and Wireless Type 1 third parties shall not be treated as Transit Traffic from a routing or billing perspective. Traffic between BW Consulting and Wireless Type 2A or a third party CLEC utilizing BellSouth switching shall not be treated as Transit Traffic from a routing or billing perspective until BellSouth and the Wireless carrier or a third party CLEC utilizing BellSouth switching have the capability to properly meet-point-bill in accordance with MECAB guidelines.

7.6.2 The delivery of traffic that transits the BellSouth network and is transported to another carrier's network is excluded from any BellSouth billing guarantees. BellSouth agrees to deliver Transit Traffic to the terminating carrier; provided, however, that BW Consulting is solely responsible for negotiating and executing any appropriate contractual agreements with the terminating carrier for the exchange of Transit Traffic through the BellSouth network. BellSouth will not be liable for any compensation to the terminating carrier or to BW Consulting. In the event that the terminating third party carrier imposes on BellSouth any charges or costs for the delivery of Transit Traffic, BW Consulting shall reimburse BellSouth for such costs. Additionally, the Parties agree that any billing to a third party or other telecommunications carrier under this section shall be pursuant to MECAB procedures.

8. FRAME RELAY SERVICE INTERCONNECTION

8.1 In addition to the Local Interconnection services set forth above, BellSouth will offer a network to network Interconnection arrangement between BellSouth's and BW Consulting's frame relay switches as set forth below. The following provisions will apply only to Frame Relay Service and Exchange Access Frame Relay Service and Managed Shared Frame Relay Service in those states in which BW Consulting is certified and providing Frame Relay Service as a Local Exchange Carrier and where traffic is being exchanged between BW Consulting and BellSouth Frame Relay Switches in the same LATA.

- 8.2 The Parties agree to establish two-way Frame Relay facilities between their respective Frame Relay Switches to the mutually agreed upon Frame Relay Service point(s) of interconnection (IP(s)) within the LATA. All IPs shall be within the same Frame Relay Network Serving Areas as defined in Section A40 of BellSouth's General Subscriber Service Tariff except as set forth in this Attachment.
- 8.3 Upon the request of either Party, such interconnection will be established where BellSouth and BW Consulting have Frame Relay Switches in the same LATA. Where there are multiple Frame Relay switches in one central office, an interconnection with any one of the switches will be considered an interconnection with all of the switches at that central office for purposes of routing packet traffic.
- 8.4 The Parties agree to provision local and intraLATA Frame Relay Service and Exchange Access Frame Relay Service and Managed Shared Frame Relay Service (both intrastate and interstate) over Frame Relay interconnection facilities between the respective Frame Relay switches and the IPs.
- 8.5 The Parties agree to assess each other reciprocal charges for the facilities that each provides to the other according to the Percent Local Circuit Use Factor (PLCU), determined as follows:
- 8.5.1 If the data packets originate and terminate in locations in the same LATA, and are consistent with the local definitions of the Agreement, the traffic is considered local. Frame Relay framed packet data is transported within Virtual Circuits (VC). For the purposes of this Agreement, if all the data packets transported within a VC remain within the LATA, then consistent with the local definitions in this Agreement, the traffic on that VC is local (Local VC).
- 8.5.2 If the originating and terminating locations of the two-way packet data traffic are not in the same LATA, the traffic on that VC is interLATA (InterLATA VC).
- 8.5.3 The PLCU is determined by dividing the total number of Local VCs, by the total number of VCs on each Frame Relay facility. To facilitate implementation, BW Consulting may determine its PLCU in aggregate, by dividing the total number of Local VCs in a given LATA by the total number VCs in that LATA. The Parties agree to renegotiate the method for determining PLCU, at BellSouth's request, and within 90 days, if BellSouth notifies BW Consulting that it has found that this method does not adequately represent the PLCU.
- 8.5.4 If there are no VCs on a facility when it is billed, the PLCU will be zero.
- 8.5.5 BellSouth will provide the circuit between the Parties' respective Frame Relay Switches. The Parties will be compensated as follows: BellSouth will invoice, and

BW Consulting will pay, the total nonrecurring and recurring charges for the circuit based upon the rates set forth in BellSouth's Interstate Access Tariff, FCC No. 1. BW Consulting will then invoice, and BellSouth will pay, an amount calculated by multiplying the BellSouth billed charges for the circuit by one-half of BW Consulting's PLCU.

- 8.6 The Parties agree to compensate each other for Frame Relay network-to-network interface (NNI) ports based upon the NNI rates set forth in BellSouth's Interstate Access Tariff, FCC No. 1. Compensation for each pair of NNI ports will be calculated as follows: BellSouth will invoice, and BW Consulting will pay, the total nonrecurring and recurring charges for the NNI port. BW Consulting will then invoice, and BellSouth will pay, an amount calculated by multiplying the BellSouth billed nonrecurring and recurring charges for the NNI port by BW Consulting's PLCU.
- 8.7 Each Party agrees that there will be no charges to the other Party for its own subscriber's Permanent Virtual Circuit (PVC) rate elements for the local PVC segment from its Frame Relay switch to its own subscriber's premises. PVC rate elements include the Data Link Connection Identifier (DLCI) and Committed Information Rate (CIR).
- 8.8 For the PVC segment between the BW Consulting and BellSouth Frame Relay switches, compensation for the PVC charges is based upon the rates in BellSouth's Interstate Access Tariff, FCC No. 1.
- 8.9 Compensation for PVC rate elements will be calculated as follows:
- 8.9.1 If BW Consulting orders a VC connection between a BellSouth subscriber's PVC segment and a PVC segment from the BellSouth Frame Relay switch to the BW Consulting Frame Relay switch, BellSouth will invoice, and BW Consulting will pay, the total nonrecurring and recurring PVC charges for the PVC segment between the BellSouth and BW Consulting Frame Relay switches. If the VC is a Local VC, BW Consulting will then invoice and BellSouth will pay, the total nonrecurring and recurring PVC charges billed for that segment. If the VC is not local, no compensation will be paid to BW Consulting for the PVC segment.
- 8.9.2 If BellSouth orders a Local VC connection between a BW Consulting subscriber's PVC segment and a PVC segment from the BW Consulting Frame Relay switch to the BellSouth Frame Relay switch, BellSouth will invoice, and BW Consulting will pay, the total nonrecurring and recurring PVC and CIR charges for the PVC segment between the BellSouth and BW Consulting Frame Relay switches. If the VC is a Local VC, BW Consulting will then invoice and BellSouth will pay the total nonrecurring and recurring PVC and CIR charges billed for that segment. If

the VC is not local, no compensation will be paid to BW Consulting for the PVC segment.

8.9.3 The Parties agree to compensate each other for requests to change a PVC segment or PVC service order record, according to the Feature Change charge as set forth in the BellSouth access tariff BellSouth Tariff FCC No. 1.

8.9.4 If BW Consulting requests a change, BellSouth will invoice and BW Consulting will pay a Feature Change charge for each affected PVC segment.

8.9.4.1 If BellSouth requests a change to a Local VC, BW Consulting will invoice and BellSouth will pay a Feature Change charge for each affected PVC segment.

8.9.5 The Parties agree to limit the sum of the CIR for the VCs on a DS1 NNI port to not more than three times the port speed, or not more than six times the port speed on a DS3 NNI port.

8.9.6 Except as expressly provided herein, this Agreement does not address or alter in any way either Party's provision of Exchange Access Frame Relay Service, Managed Shared Frame Relay Service or interLATA Frame Relay Service. All charges by each Party to the other for carriage of Exchange Access Frame Relay Service or interLATA Frame Relay Service are included in the BellSouth access tariff BellSouth Tariff FCC No. 1.

8.10 BW Consulting will identify and report quarterly to BellSouth the PLCU of the Frame Relay facilities it uses, per Section 8.5.3 above.

8.11 Either Party may request a review or audit of the various service components, consistent with the provisions of section E2 of the BellSouth State Access Services tariffs or Section 2 of the BellSouth FCC No.1 Tariff.

9. ORDERING CHARGES

9.1 The terms, conditions and rates for Ordering Charges are as set forth in FCC Tariff for Access Service Records.

10 BASIC 911 AND E911 INTERCONNECTION

10.1 Basic 911 and E911 provides a caller access to the applicable emergency service bureau by dialing 911.

10.2 Basic 911 Interconnection. BellSouth will provide to BW Consulting a list consisting of each municipality that subscribes to Basic 911 service. The list will also provide, if known, the E911 conversion date for each municipality and, for

network routing purposes, a ten-digit directory number representing the appropriate emergency answering position for each municipality subscribing to 911. BW Consulting will be required to arrange to accept 911 calls from its end users in municipalities that subscribe to Basic 911 service and translate the 911 call to the appropriate 10-digit directory number as stated on the list provided by BellSouth. BW Consulting will be required to route that call to BellSouth at the appropriate 911 tandem. When a municipality converts to E911 service, BW Consulting will be required to begin using E911 procedures.

- 10.3 E911 Interconnection. BW Consulting shall install a minimum of two dedicated trunks originating from its Serving Wire Center and terminating to the appropriate E911 tandem. The Serving Wire Center must be in the same LATA as the E911 tandem. The dedicated trunks shall be, at a minimum, DS0 level trunks configured as part of a digital (1.544 Mb/s) interface (DS1 facility). The configuration shall use CAMA-type signaling with multifrequency (MF) pulsing that will deliver ANI with the voice portion of the call. If the user interface is digital, MF pulses as well as other AC signals shall be encoded per the u-255 Law convention. BW Consulting will be required to provide BellSouth daily updates to the E911 database. BW Consulting will be required to forward 911 calls to the appropriate E911 tandem along with ANI based upon the current E911 end office to tandem homing arrangement as provided by BellSouth. If the E911 tandem trunks are not available, BW Consulting will be required to route the call to a designated 7-digit or 10-digit local number residing in the appropriate Public Service Answering Point (PSAP). This call will be transported over BellSouth's interoffice network and will not carry the ANI of the calling party. BW Consulting shall be responsible for providing BellSouth with complete and accurate data for submission to the 911/E911 database for the purpose of providing 911/E911 to its end users.
- 10.4 Rates. BellSouth will impose applicable charges on BW Consulting for BellSouth trunking arrangements. Rates for trunking arrangements are as set forth in Exhibit A of this Attachment. In addition BW Consulting will be responsible for charges for the facilities that the E911 trunks will ride. Facility rates are as set forth in the access tariff.
- 10.5 The detailed practices and procedures for 911/E911 interconnection are contained in the E911 Local Exchange Carrier Guide For Facility-Based Providers as amended from time to time during the term of this Agreement.

Basic Architecture

Exhibit B

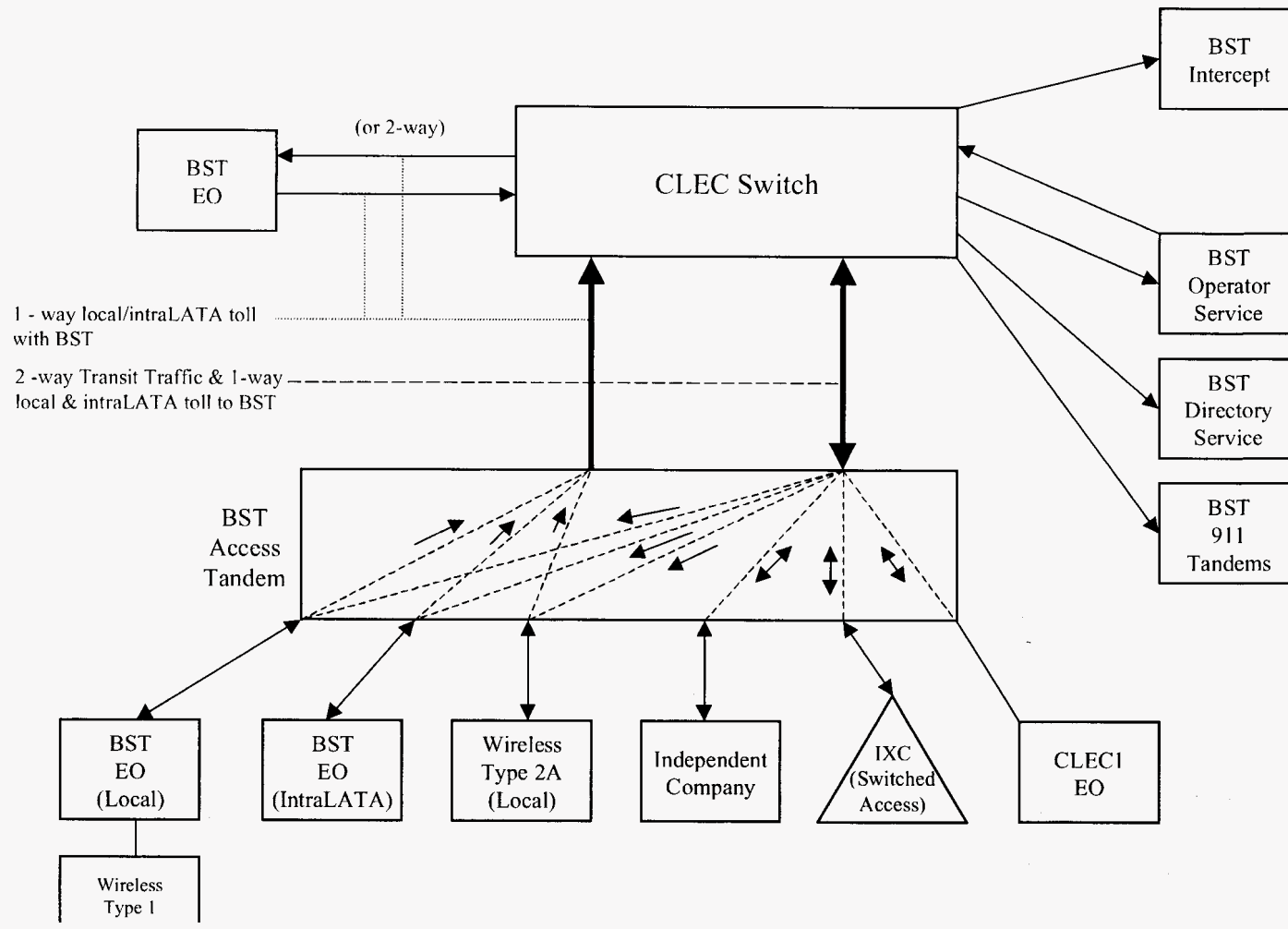


Exhibit C

One-Way Architecture

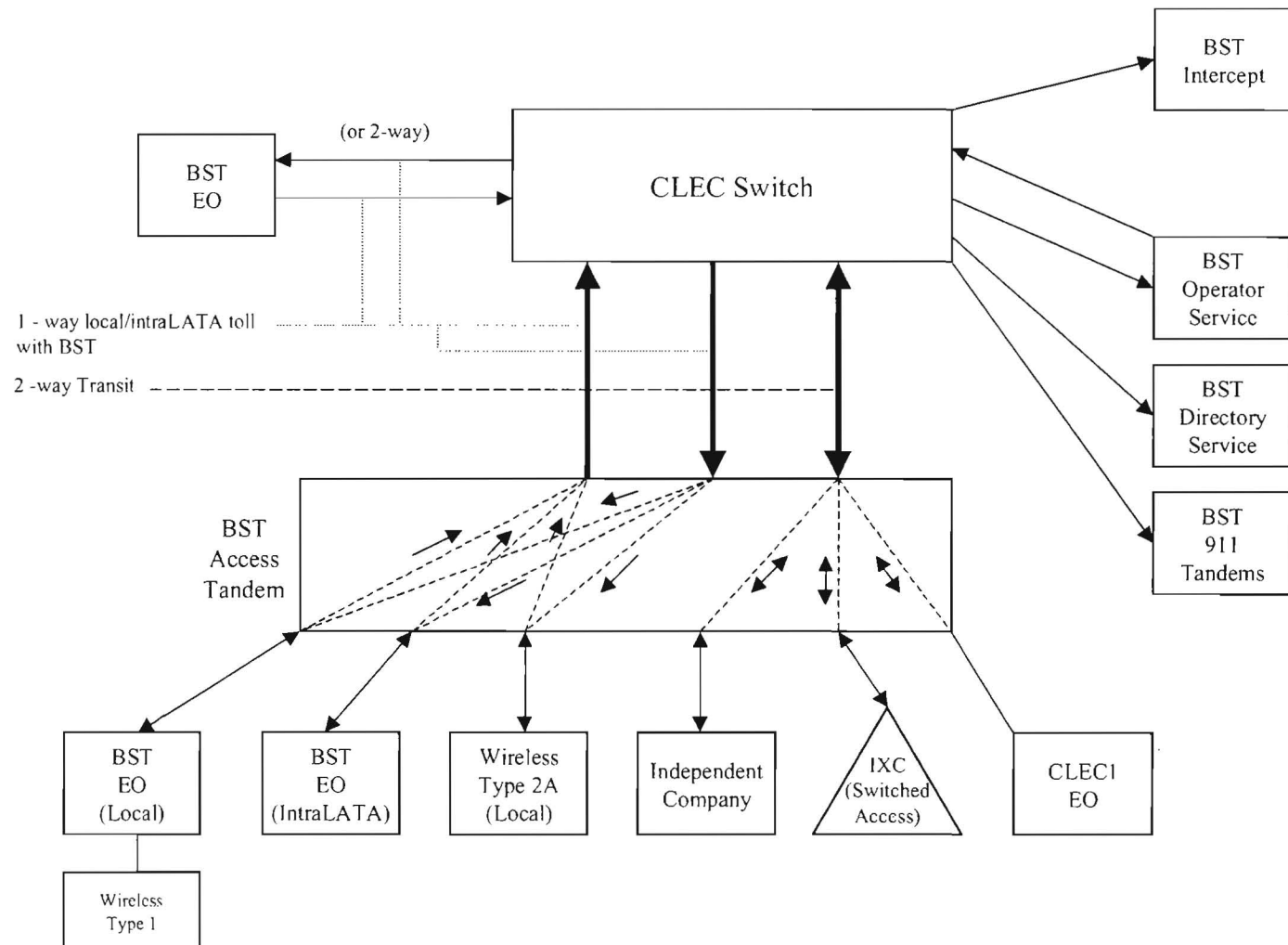


Exhibit D

Two-Way Architecture

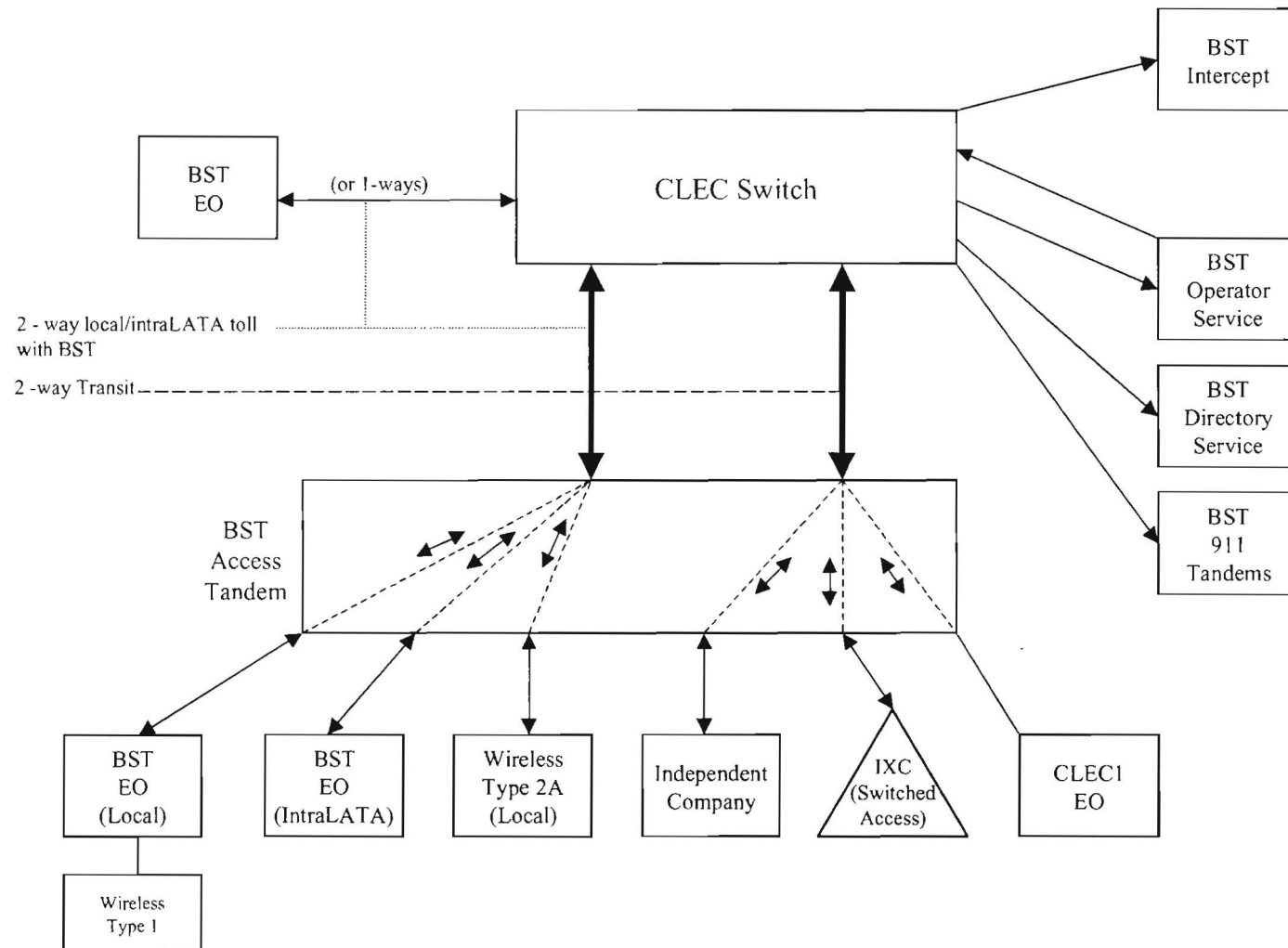
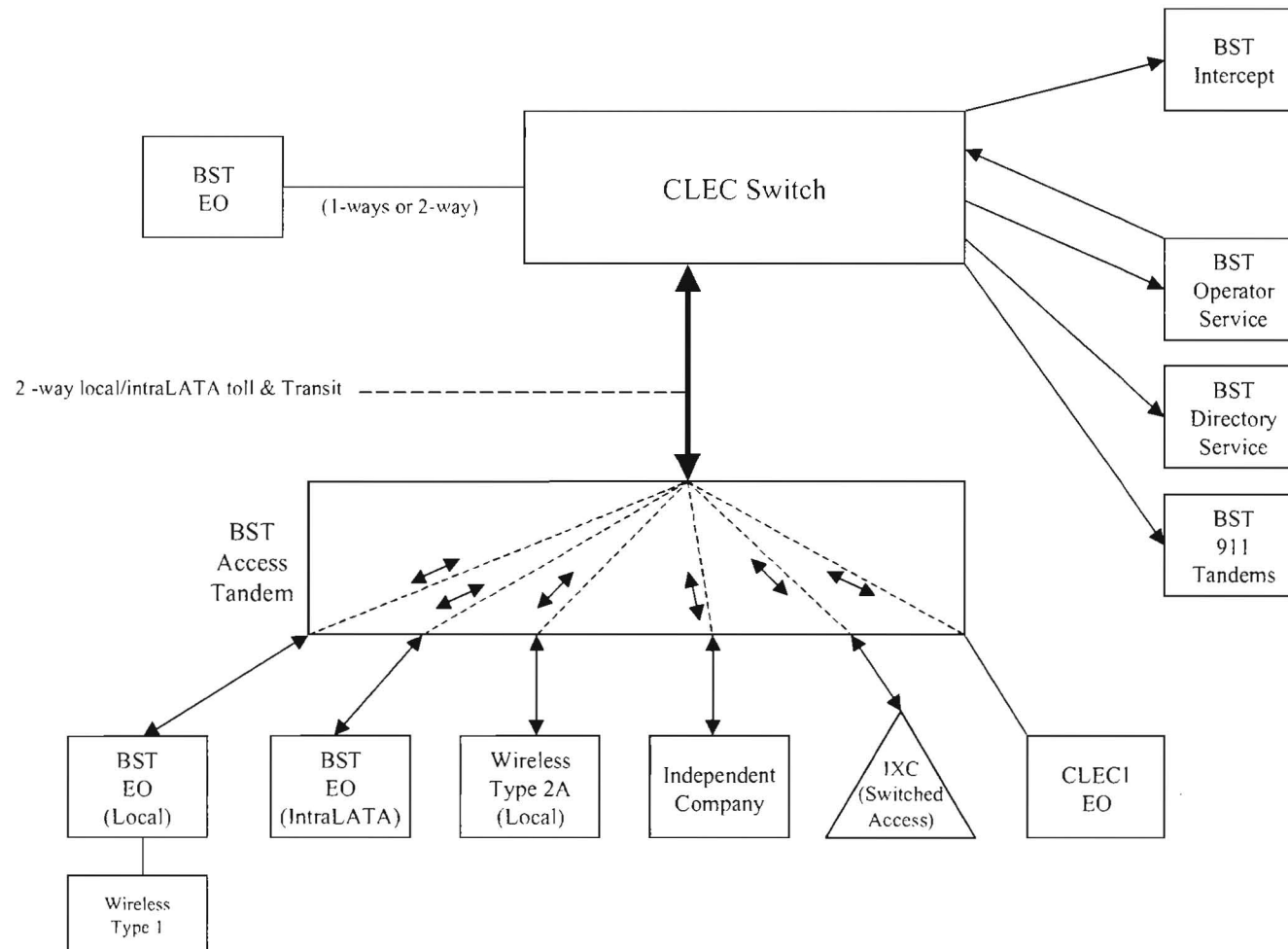


Exhibit E

Supergroup Architecture



| LOCAL INTERCONNECTION - Florida | | | | | | | | | | Svc Order Submitted Elec per LSR | Svc Order Submitted Manually per LSR | Attachment: 3 | | Exhibit: A | |
|---|---|---------|------|------------|-------|-------------|--------------------|--------------------|-------------------------------|----------------------------------|--------------------------------------|--|--|---|---|
| CATEGORY | RATE ELEMENTS | Inter m | Zone | BCS | USOC | RATES (\$) | | | | | | Incremental Charge - Manual Svc Order vs. Electronic-1st | Incremental Charge - Manual Svc Order vs. Electronic-Add'l | Incremental Charge - Manual Svc Order vs. Electronic-Disc 1st | Incremental Charge - Manual Svc Order vs. Electronic-Disc Add'l |
| | | | | | | Rec | Nonrecurring First | Nonrecurring Add'l | Nonrecurring Disconnect First | Nonrecurring Disconnect Add'l | SOMEC | SOMAN | SOMAN | SOMAN | SOMAN |
| LOCAL INTERCONNECTION (CALL TRANSPORT AND TERMINATION) | | | | | | | | | | | | | | | |
| NOTE: "bk" beside a rate indicates that the Parties have agreed to bill and keep for that element pursuant to the terms and conditions in Attachment 3. | | | | | | | | | | | | | | | |
| TANDEM SWITCHING | | | | | | | | | | | | | | | |
| | Tandem Switching Function Per MOU | | | OHD | | 0.0006019bk | | | | | | | | | |
| | Multiple Tandem Switching, per MOU (applies to initial tandem only) | | | OHD | | 0.0006019 | | | | | | | | | |
| | Tandem Intermediary Charge, per MOU* | | | OHD | | 0.0025 | | | | | | | | | |
| * This charge is applicable only to transit traffic and is applied in addition to applicable switching and/or interconnection charges. | | | | | | | | | | | | | | | |
| TRUNK CHARGE | | | | | | | | | | | | | | | |
| | Installation Trunk Side Service - per DS0 | | | OHD | TPP6X | | 21.73 | 8.19 | | | | | | | |
| | Installation Trunk Side Service - per DS0 | | | OHD | TPP9X | | 21.73 | 8.19 | | | | | | | |
| | Dedicated End Office Trunk Port Service-per DS0** | | | OHD | TDEOP | 0.00 | | | | | | | | | |
| | Dedicated End Office Trunk Port Service-per DS1** | | | OH1 OH1MS | TDE1P | 0.00 | | | | | | | | | |
| | Dedicated Tandem Trunk Port Service-per DS0** | | | OHD | TDWOP | 0.00 | | | | | | | | | |
| | Dedicated Tandem Trunk Port Service-per DS1** | | | OH1 OH1MS | TDW1P | 0.00 | | | | | | | | | |
| ** This rate element is recovered on a per MOU basis and is included in the End Office Switching and Tandem Switching, per MOU rate elements | | | | | | | | | | | | | | | |
| COMMON TRANSPORT (Shared) | | | | | | | | | | | | | | | |
| | Common Transport - Per Mile, Per MOU | | | OHD | | 0.0000035bk | | | | | | | | | |
| | Common Transport - Facilities Termination Per MOU | | | OHD | | 0.0004372bk | | | | | | | | | |
| LOCAL INTERCONNECTION (DEDICATED TRANSPORT) | | | | | | | | | | | | | | | |
| INTEROFFICE CHANNEL - DEDICATED TRANSPORT | | | | | | | | | | | | | | | |
| | Interoffice Channel - Dedicated Transport - 2-Wire Voice Grade - Per Mile per month | | | OHM | 1L5NF | 0.0091 | | | | | | | | | |
| | Interoffice Channel - Dedicated Transport- 2- Wire Voice Grade - Facility Termination per month | | | OHM | 1L5NF | 25.32 | 47.35 | 31.78 | 18.31 | 7.03 | | | | | |
| | Interoffice Channel - Dedicated Transport - 56 kbps - per mile per month | | | OHM | 1L5NK | 0.0091 | | | | | | | | | |
| | Interoffice Channel - Dedicated Transport - 56 kbps - Facility Termination per month | | | OHM | 1L5NK | 18.44 | 47.35 | 31.78 | 18.31 | 7.03 | | | | | |
| | Interoffice Channel - Dedicated Transport - 64 kbps - per mile per month | | | OHM | 1L5NK | 0.0091 | | | | | | | | | |
| | Interoffice Channel - Dedicated Transport - 64 kbps - Facility Termination per month | | | OHM | 1L5NK | 18.44 | 47.35 | 31.78 | 18.31 | 7.03 | | | | | |
| | Interoffice Channel - Dedicated Channel - DS1 - Per Mile per month | | | OH1, OH1MS | 1L5NL | 0.1856 | | | | | | | | | |
| | Interoffice Channel - Dedicated Transport - DS1 - Facility Termination per month | | | OH1, OH1MS | 1L5NL | 88.44 | 105.54 | 98.47 | 21.47 | 19.05 | | | | | |
| | Interoffice Channel - Dedicated Transport - DS3 - Per Mile per month | | | OH3, OH3MS | 1L5NM | 3.87 | | | | | | | | | |
| | Interoffice Channel - Dedicated Transport - DS3 - Facility Termination per month | | | OH3, OH3MS | 1L5NM | 1,071.00 | 335.46 | 219.28 | 72.03 | 70.56 | | | | | |
| LOCAL CHANNEL - DEDICATED TRANSPORT | | | | | | | | | | | | | | | |
| | Local Channel - Dedicated - 2-Wire Voice Grade per month | | | OHM | TEFV2 | 19.66 | 265.84 | 46.97 | 37.63 | 4.00 | | | | | |
| | Local Channel - Dedicated - 4-Wire Voice Grade per month | | | OHM | TEFV4 | 20.45 | 266.54 | 47.67 | 44.22 | 5.33 | | | | | |
| | Local Channel - Dedicated - DS1 per month | | | OH1 | TEFHG | 36.49 | 216.65 | 183.54 | 24.30 | 16.95 | | | | | |
| | Local Channel - Dedicated - DS3 Facility Termination per month | | | OH3 | TEFHJ | 531.91 | 556.37 | 343.01 | 139.13 | 96.84 | | | | | |
| LOCAL INTERCONNECTION MID-SPAN MEET | | | | | | | | | | | | | | | |
| NOTE: If Access service ride Mid-Span Meet, one-half the tariffed service Local Channel rate is applicable. | | | | | | | | | | | | | | | |
| | Local Channel - Dedicated - DS1 per month | | | OH1MS | TEFHG | 0.00 | 0.00 | | | | | | | | |
| | Local Channel - Dedicated - DS3 per month | | | OH3MS | TEFHJ | 0.00 | 0.00 | | | | | | | | |
| MULTIPLEXERS | | | | | | | | | | | | | | | |
| | Channelization - DS1 to DS0 Channel System | | | OH1, OH1MS | SATN1 | 146.77 | 101.42 | 71.62 | 11.09 | 10.49 | | | | | |
| | DS3 to DS1 Channel System per month | | | OH3, OH3MS | SATNS | 211.19 | 199.28 | 118.64 | 40.34 | 39.07 | | | | | |
| | DS3 Interface Unit (DS1 COC) per month | | | OH1, OH1MS | SATCO | 13.76 | 10.07 | 7.08 | | | | | | | |
| Notes: If no rate is identified in the contract, the rates, terms, and conditions for the specific service or function will be as set forth in applicable BellSouth tariff. | | | | | | | | | | | | | | | |

Attachment 6, Section 1.1.7

- 1.1.7 Deposit Policy. BW Consulting shall complete the BellSouth Credit Profile and provide information to BellSouth regarding credit worthiness. Based on the results of the credit analysis, BellSouth reserves the right to secure the account with a suitable form of security deposit. Such security deposit shall take the form of cash, an Irrevocable Letter of Credit (BellSouth form), Surety Bond (BellSouth form) or, in BellSouth's sole discretion, some other form of security proposed by BW Consulting. Any such security deposit shall in no way release BW Consulting from its obligation to make complete and timely payments of its bill. BW Consulting shall pay any applicable deposits prior to the inauguration of service. If, in the sole opinion of BellSouth, circumstances so warrant and/or gross monthly billing has increased beyond the level initially used to determine the level of security deposit, BellSouth reserves the right to request additional security and/or file a Uniform Commercial Code (UCC-1) security interest in BW Consulting's "accounts receivables and proceeds." Interest on a security deposit, if provided in cash, shall accrue and be paid in accordance with the terms in the appropriate BellSouth tariff. Security deposits collected under this Section shall not exceed two months' estimated billing. In the event BW Consulting fails to remit to BellSouth any deposit requested pursuant to this Section, service to BW Consulting may be terminated in accordance with the terms of Section 1.17 of this Attachment, and any security deposits will be applied to BW Consulting's account(s). In the event BW Consulting defaults on its account, service to BW Consulting will be terminated in accordance with the terms of Section 1.17 of this Attachment, and any security deposits will be applied to BW Consulting's account.