

# Holland & Knight

315 South Calhoun Street, Suite 600 | Tallahassee, FL 32301 | T 850.224.7000 | F 850.224.8832  
Holland & Knight LLP | www.hklaw.com

RECEIVED-FPSC

10 SEP -1 AM 9:26

D. Bruce May, Jr.  
(850) 425-5607  
bruce.may@hklaw.com

COMMISSION  
CLERK

September 1, 2010

Ms. Ann Cole, Director  
Commission Clerk and Administrative Services  
Florida Public Service Commission  
2540 Shumard Oak Boulevard  
Betty Easley Conference Center  
Room 110  
Tallahassee, FL 32399-0850

**HAND DELIVERY**

Re: *Application for increase in water and wastewater rates in Alachua, Brevard, DeSoto, Hardee, Highlands, Lake, Lee, Marion, Orange, Palm Beach, Pasco, Polk, Putnam, Seminole, Sumter, Volusia, and Washington Counties by Aqua Utilities Florida, Inc., Docket No. 100330-WS*

Dear Ms. Cole:

On behalf of Aqua Utilities Florida, Inc. ("AUF") enclosed for filing in the above-referenced docket are the following:

1. An original and fifteen copies of AUF's Application for Increased Water and Wastewater Rates, and for Approval of Increased or Revised Service Availability Charges and Allowance for Funds Prudently Invested Charges;

2. Sixteen copies of AUF's Financial, Rate and Engineering Minimum Filing Requirements ("MFRs") filed in accordance with Rule 25-30.437, Florida Administrative Code, and Form PSC-ECR19;

3. One copy of a detailed map for each water and wastewater system, showing the location and size of each system's distribution and collection lines, plant sites and the location and respective classification of each system's customers, which is included in Volume 4 to the MFRs pursuant to Rule 25-30.440(1), Florida Administrative Code;

4. Two copies of Volume 5 to the MFRs containing the additional Engineering Information required by Rule 25-30.440(2)-(10), Florida Administrative Code, which are included with the MFRs filed herewith;

5. Two copies of Volume 6 to the MFRs containing Schedule E-14 (Billing Analysis Schedules) required by Rule 25-30.437(4), Florida Administrative Code, which are included with the MFRs filed herewith; and

COM  
APA  
ECR 13  
GCL 1  
RAD  
SSC  
ADM  
OPC 1  
CLK

maps Set 1-4 of 4 forwarded  
to ECR

DOCUMENT NUMBER-DATE  
07261 SEP-10  
FPSC-COMMISSION CLERK

Ms. Ann Cole, Director  
Page 2  
September 1, 2010

6. The filing fees of \$9,000.00 for AUF's Application for Increased Water and Wastewater Rates and \$4,500.00 for AUF's Application for Approval of Increased or Revised Service Availability Charges and Allowance for Funds Prudently Invested Charges.

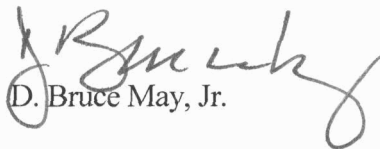
A copy of AUF's Application has been mailed on this date to the Chief Executive Officer of the governing body of each municipality and county within the service areas included in this rate request. Each copy of AUF's Application provided to those Chief Executive Officers is accompanied by a statement that a copy of the MFRs when accepted by the Commission can be obtained from AUF upon request, as required by Rule 25-22.0407(2), Florida Administrative Code.

Pursuant to Rule 25-30.4345(2), Florida Administrative Code, a copy of AUF's Application for Approval of Increased or Revised Service Availability Charges and Allowance for Funds Prudently Invested Charges has been placed at AUF's official headquarters and business offices in Florida, and at the county library in Hardee, Lake and Polk Counties.

Please acknowledge receipt of these documents by stamping the extra copy of this letter "filed" and returning the copy to me. Thank you for your assistance with this filing.

Sincerely,

HOLLAND & KNIGHT LLP

  
D. Bruce May, Jr.

DBM:kjg  
Enclosures

cc: Jennifer Crawford, Esq.  
J.R. Kelly, Esq.  
Kimberly A. Joyce, Esq.  
Troy Rendell



**BEFORE THE FLORIDA PUBLIC SERVICE COMMISSION**

In re: Application for increase in water and wastewater rates in Alachua, Brevard, DeSoto, Hardee, Highlands, Lake, Lee, Marion, Orange , Palm Beach, Pasco, Polk, Putnam, Seminole, Sumter, Volusia, and Washington Counties by Aqua Utilities Florida, Inc.	Docket No. 100330-WS  Filed: September 1, 2010
---	--

**APPLICATION OF AQUA UTILITIES FLORIDA, INC. FOR  
INCREASED WATER AND WASTEWATER RATES, AND FOR APPROVAL OF  
INCREASED OR REVISED SERVICE AVAILABILITY CHARGES AND  
ALLOWANCE FOR FUNDS PRUDENTLY INVESTED CHARGES**

Aqua Utilities Florida, Inc. (hereinafter referred to as "AUF" or "Applicant"), by and through its undersigned counsel and pursuant to Sections 367.081, 367.082, and 367.101, Florida Statutes, and Chapter 25-30, Florida Administrative Code, hereby files this Application for (i) increased water and wastewater rates for its systems in Alachua, Brevard, De Soto, Hardee, Highlands, Lake, Lee, Marion, Orange, Palm Beach, Pasco, Polk, Putnam, Sumter, Volusia, Washington, and Seminole Counties (this request does not include AUF's Chuluota water or wastewater systems in Seminole County), and (ii) for approval of increased or revised service availability charges and allowance for funds prudently invested ("AFPI") charges for certain systems located in Polk , Lake and Hardee Counties.

**I. THE NEED FOR RATE RELIEF**

AUF's need for rate relief is driven primarily by two factors that have arisen since its last rate case. First, AUF has made substantial capital investments in plant and equipment to improve the quality of its water and wastewater service and to address issues raised by customers. Those capital improvements total approximately \$8.4 million and include, but are not limited, tank rehabilitation and replacement, meter replacement,

electrical upgrades, pump replacements, and improvements to treatment systems. In addition, AUF will invest over \$3.8 million in additional improvements within the next year. The proposed water improvements include replacement of water tanks, additional treatment for meeting secondary water standards, upgrades for fire service, and additional treatment for environmental compliance. The proposed wastewater improvements include additional storage and disposal for reuse water, replacement of equipment for purposes of reliability, additional back-up capabilities for emergencies, and additional treatment for environmental compliance. Additional security upgrades and lift station work are also proposed. A detailed listing of post test year additions is attached as **Exhibit "A"** to this application.

The second factor that drives the need for rate relief is that consumption has plummeted by nearly 16% below the Commission's repressed consumption calculations in AUF's last rate case. This dramatic reduction in consumption has resulted in corresponding reductions in revenues. The drop in consumption and corresponding reductions in revenues are significant and are directly attributable to the unanticipated installation of a large number of private irrigation wells in AUF's service area. As a result, AUF's water volume sales are not producing revenues sufficient to cover the costs that the Commission determined were reasonable in the last rate case. AUF's 2010 return on equity is projected to be 1%, which is 800 basis points below the 9.75% midpoint established by the Commission in Order No. PSC-09-0385-FOF-WS. At this earnings level, AUF cannot realistically maintain a stable financial position and, without rate relief, will not be in a position to meet the needs of its customers for safe and reliable water and wastewater services.

Finally, as part of its Application AUF is proposing a statewide uniform rate structure and consolidated revenue requirement for its water and wastewater systems.

## **II. APPLICANT INFORMATION**

1. The Applicant's name as it appears on its certificates and its mailing address are:

Aqua Utilities Florida, Inc.  
P.O. Box 2480  
Lady Lake, Florida 32158-2480  
(352) 787-0980 (Telephone)  
(352) 787-6333 (Facsimile)

2. The names and addresses of the Applicant's authorized representatives are:

D. Bruce May Jr.  
Equity Partner  
Holland & Knight  
315 South Calhoun Street, Suite 600  
Tallahassee, FL 32301  
(850) 224-7000 (Telephone)  
(850) 224-8832 (Facsimile)

-and-

Kimberly A. Joyce, Esquire  
Manager of Regulatory Affairs  
Aqua America, Inc.  
762 West Lancaster Avenue  
Bryn Mawr, PA 19010  
(610) 645-1077 (Telephone)  
(610) 519-0989 (Facsimile)

3. AUF was incorporated on July 2, 2003 under the laws of Florida and is currently authorized to conduct business in Florida.<sup>1</sup> AUF is a wholly-owned subsidiary of its parent company, Aqua America, Inc., ("Aqua America," formerly Philadelphia Suburban Company). Aqua America is based in Bryn Mawr, Pennsylvania and is one of

---

<sup>1</sup> AUF was originally incorporated as Aqua America Florida, Inc., but changed its name to Aqua Utilities Florida, Inc. on November 17, 2003.

the largest publicly traded water and wastewater utilities based in the United States providing service to more than 3 million customers in fourteen states. Aqua America's address is:

Aqua America, Inc.  
762 West Lancaster Avenue  
Bryn Mawr, PA 19010  
(610) 645-1077 (Telephone)  
(610) 519-0989 (Facsimile)

4. AUF provides water and wastewater service in eighty-seven service areas (60 water and 27 wastewater service areas) in 17 jurisdictional counties pursuant to certificates issued by the Commission.

5. Attached hereto as **Exhibit "B"** is a list, organized by county, of each system along with the last Commission order in which the rates for each listed system was previously established or approved by the Commission.

6. Attached hereto as **Exhibit "C"** is a list of locations within each county affected by this Application where the Application and supporting documents will be available for customer inspection during the time the rate case is pending. A copy of the Application and supporting documents will also be made available for public inspection at AUF's headquarters during regular business hours at the following address:

Aqua Utilities Florida, Inc.  
510 Highway 466, Suite 204  
Lady Lake, Florida 32159  
(352) 674-2860

7. Attached hereto as **Exhibit "D"** is an affidavit signed by John M. Lihvarcik, AUF's Vice President and Chief Operating Officer, stating that the Applicant will comply with the notice requirements set forth in Rules 25-22.0407 and 25-30.4345, Florida Administrative Code.

8. To minimize rate case expense and in light of the AUF's financial condition, AUF requests that this case be processed using the proposed agency action ("PAA") procedures set forth in Section 367.081(8), Florida Statutes. The PAA procedures provide a cost-effective mechanism through which the Commission and its staff can thoroughly address all of the customers' and AUF's issues related to the rate case. AUF's customers will have ample opportunity to voice any concerns that they may have at customer meetings which will be held throughout AUF's service territory. AUF respectfully submits that utilizing the PAA process will minimize rate case expense to the benefit of customers.

9. Pursuant to Section 367.145(2), Florida Statutes, and Rule 25-30.020, Florida Administrative Code, two checks in the amount of \$9,000 and \$4,500 accompany this Application as the filing fees for AUF's requests for increased water and wastewater rates, and increased or revised service availability charges, respectively.

10. Except as may be specifically identified herein, AUF is not aware of any manner in which this Application deviates from the policies, procedures or guidelines prescribed by relevant Commission rules.

11. There has been no new land recorded on AUF's books since rate base was last established for each of the eighty-seven systems through various Commission orders.

### **III. APPLICATION FOR INCREASE IN WATER AND WASTEWATER RATES**

12. In accordance with Rule 25-30.437, Florida Administrative Code and Form PSC/ECR 19, sixteen (16) copies of AUF's Financial, Rate and Engineering Minimum Filing Requirements ("MFRs"), have been filed contemporaneously herewith. In the last rate case, the Commission expressly authorized AUF "to consolidate its in-state Commission-regulated accounting, filing and reporting requirements from individual

system bases to the number of stand alone rates and rate bands we approved." Order No. PSC-09-0385-FOF-WS at p. 156. In accordance with that ruling, AUF is submitting its MFRs based upon a consolidation of its accounting and filing requirements. Attached hereto as **Exhibit "E"** is an Index to the MFRs. Consistent with Rule 25-30.110(2), Florida Administrative Code, attached hereto as **Exhibit "F"** is a file which reconciles the information in the MFRs with AUF's 2009 Annual Report.

13. AUF is requesting permission to use the Commission's current approved leverage formula to establish return on common equity ("ROE") pursuant to Section 367.081(4)(f), Florida Statutes, and Rule 25-30.433(11), Florida Administrative Code. This leverage formula produces a ROE of 9.67% for AUF.

14. Costs allocated or charged to AUF from an affiliated are reported in Schedule B-12 of the MFRs. Additional affiliate cost information required by Rule 25-30.436(4)(h), Florida Administrative Code, is included in the appendices to Schedule B-12.

15. Based on stipulations of the parties and the Commission's decisions on used and useful ("U&U") issues in AUF's last rate case, the Office of Public Counsel and Commission staff have agreed that AUF is not required to provide "F" Schedules in its MFRs for those systems listed in **Exhibit "G."**

16. One copy of a detailed map of each of AUF's water and wastewater systems subject to the Application, showing the location and size of each system's distribution and collection lines, its plant sites, and the location and respective classification of each system's customers, are labeled Volume IV to the MFRs and have been filed herewith pursuant to Rule 25-30.440(1), Florida Administrative Code.

17. Two copies of Volume V to the MFRs containing the Additional Engineering Information required by Rule 25-30.440(2) – (10), Florida Administrative Code, are included with the MFRs filed herewith.

18. Two copies of Volume VI to the MFRs containing Schedule E-14 entitled Billing Analysis Schedules are included with the MFRs filed herewith as required by Rule 25-30.437(4), Florida Administrative Code.

#### **IV. INTERIM RATES**

19. Pursuant to Section 367.082, Florida Statutes, AUF also seeks the authority to collect interim rates until the effective date of the Commission's final order on the Application. AUF's request for interim rates is based on the historic test year ended April 30, 2010. In support of its interim rate request and in accordance with Rule 25-30.437(5), Florida Administrative Code, AUF has included with the MFRs schedules reflecting rate base, cost of capital, and net operating income on an historical basis, with schedules of all adjustments thereto. These schedules demonstrate that AUF is earning below its range of reasonable return as calculated in accordance with Section 367.082(5), Florida Statutes.

20. Under the statutory mechanism for calculating interim rate relief in Section 367.082, Florida Statutes, AUF is entitled to total interim revenues of approximately \$9.8 million for water and \$5.7 million for wastewater due to AUF's current financial condition and the deteriorating impact that regulatory lag will have in this proceeding. However, in order to ensure continuity of rates and avoid customer confusion, AUF is proposing an interim structure whereby it will collect less in interim rates than it otherwise would be entitled to under the statute. More specifically, AUF's interim rate proposal is framed around the fact that it is proposing a statewide consolidated rate for water and wastewater

service that, if adopted, will result in customers in several rate groups having final rates that are below the interim rates that AUF is entitled to charge.

21. In order to avoid the anomalous and confusing result of having these customers' interim bills bounce up dramatically and then drop once consolidated rates are adopted, AUF is requesting several modifications in its interim rate proposal. With respect to its water services, AUF is not requesting an interim increase for the Water Group 4 systems. Instead, during the interim period, it proposes to cap the Water Group 4 rates at the currently approved rates. In addition, AUF is requesting the interim water rates for the Breeze Hill and Peace River systems be capped at the same level as the requested uniform rates. With respect to wastewater services, AUF is requesting that the interim rates for Wastewater Group 3 systems and Peace River system be capped at the same level as the requested uniform rates.

22. AUF's interim rate proposal is specifically designed to ensure that the customers of these systems will not experience the confusing "yo-yo" effect that would result from a hike in interim rates followed by a drop in final rates due to a change in rate structure. This customer confusion likely would be exacerbated because customers may not receive a refund of interim revenues, even though their final rates may be reduced. AUF's interim rate proposal would eliminate the risk of customer confusion and is entirely consistent with the interim rate mechanism proposed by AUF and approved by the Commission in the last rate case.

23. As explained above, AUF's interim proposal will cause it to collect less in interim rate revenues than it otherwise would be entitled to under Section 367.082, Florida Statutes. AUF proposes to defer recovery of this interim revenue shortfall by recognizing it



as a regulatory asset and amortizing it over a period of two-years once final rates are determined. The annual amount of interim revenues that AUF is requesting to defer is \$982,792 for water and \$366,745 for wastewater. In AUF's last rate case the Commission approved this very same approach in Orders Nos. PSC-08-0534-FOF-WS and PSC-09-0385-FOF-WS. A comparison of the full recovery of interim rates under the statute and the interim rates under AUF's proposal is provided in the MFR G Schedules for each rate group and each individual system not included in a group.

**V. RATE STRUCTURE AND PROPOSED SERVICE RATES**

24. AUF is requesting a fully-consolidated rate structure which includes (i) uniform statewide water and wastewater rates for the systems in the Application; and (ii) a single fully-consolidated revenue requirement for both water and wastewater, which necessarily involves further consolidation of its books and records consistent with a single fully-consolidated revenue requirement. In addition, AUF is requesting a modification to the three-tiered inclining block rate structure that the Commission established in the last rate case. An analysis of the public benefits to be derived from AUF's requested rate structure is attached hereto as **Exhibit "H"**.

**VI. SERVICE AVAILABILITY AND AFPI CHARGES**

25. Pursuant to Section 367.101, Florida Statutes and Rules 25-30.565 and 25-30.434, Florida Administrative Code, AUF also requests the approval of increased or revised service availability charges for the following systems included in this Application: Breeze Hill in Polk County; Fairways in Lake County; and Peace River in Hardee County. Except for the Breeze Hill system, AUF is not requesting any changes to the AFPI charges for the remaining systems, which charges were approved by the Commission in the last rate

case in Order No. PSC-09-0385-FOF-WS. However, if the Commission determines that revisions to the AFPI charges for the remaining systems are required, AUF reserves its right to address any subsequent revisions to its approved AFPI charges. AUF respectfully submits that any substantial revision that would result in a corresponding AFPI charge implementation or revision should be addressed in the Commission's final decision.

26. Attached hereto as **Exhibit "I"** is a list of each system organized by county, along with the number of the last Commission order, if any, in which the service availability charges for the system was previously established or approved by the Commission. Attached hereto as **Exhibit "J"** is a list organized by county of each system wherein the establishment of an AFPI charge is being requested along with the number of the last Commission order, if any, in which an AFPI charge was previously established or approved by the Commission.

27. Pursuant to the notice requirements set forth in Rule 25-30.4345, upon filing this Application, AUF has published a notice of its Application for the establishment of AFPI charges and/or increased service availability charges in a newspaper of general circulation in the relevant service areas included in the Application. AUF has also mailed a notice of its Application for the establishment of AFPI charges and/or increased service availability charges to all persons in the relevant service areas included in the Application who have filed a written request for service or who have been provided a written estimate for service within the 12 calendar months prior to the month this Application is filed. Attached hereto as **Exhibit "K"** are copies of these mailed notices. AUF will provide copies of the published notice to the Commission upon receiving confirmation of each publication.

28. The information and schedules required by Rule 25-30.434, Florida Administrative Code, which support AUF's request for the establishment of AFPI charges, are contained in Volume II of the MFRs filed herewith.

29. The information and schedules which support AUF's request for increased service availability charges are contained in Volume III of the MFRs filed herewith.

30. A copy of this Application and the supporting exhibits for an increase in service availability charges and for establishment of AFPI charges shall be made available for public inspection at AUF's local office located in Leesburg, Florida, during the office's regular posted business hours, as well as at each location listed in **Exhibit "C."**

WHEREFORE, AUF respectfully requests that the Commission:

A. Accept jurisdiction of this Application and utilize the PAA procedure set forth in Section 367.081(8), Florida Statutes;

B. Approve the collection of interim rates as requested herein;

C. Approve final increased rates, the rate structure, and the fully-consolidated revenue requirement as requested herein;

D. Approve increased or revised service availability charges and AFPI charges for Breeze Hill, Fairways, and Peace River as requested herein; and,

E. Grant such further relief as the Commission deems fair, just, equitable and appropriate.

Respectfully submitted this 1st day of September, 2010.

  
D. Bruce May Jr., Esquire  
Florida Bar No. 0354473  
Holland & Knight  
315 South Calhoun Street, Suite 600  
Tallahassee, FL 32301  
(850) 224-7000 (Telephone)  
(850) 224-8832 (Facsimile)

-and-

Kimberly A. Joyce, Esquire  
Aqua America, Inc.  
762 West Lancaster Avenue  
Bryn Mawr, PA 19010  
(610) 645-1077 (Telephone)  
(610) 519-0989 (Facsimile)

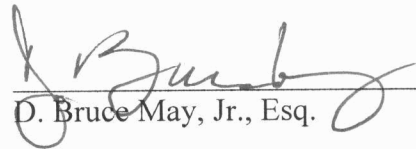
*Attorneys for Aqua Utilities Florida, Inc.*

**CERTIFICATE OF SERVICE**

I HEREBY CERTIFY that a copy of the foregoing Application has been furnished  
by Hand Delivery to the following this 1st day of September, 2010:

Jennifer Crawford  
Office of General Counsel  
Florida Public Service Commission  
2540 Shumard Oak Boulevard  
Tallahassee, Florida 32399-0850

J.R. Kelly  
Charles Beck  
Deputy Public Counsel  
c/o The Florida Legislature  
111 W Madison St, Room 812  
Tallahassee, FL 32399-1400

  
\_\_\_\_\_  
D. Bruce May, Jr., Esq.

## **EXHIBIT A**

# Exhibit A

Aqua Utilities Florida, Inc. - Pro Forma Plant Additions														
Attachment A														
Project No.	Depr rate	NARUC Plant Account	Type	MFR Code	Old AU	AUF System	Funding Project Description	Compliance - Secondary Water Quality	Pro Forma Additions	Retirement Value	Net Additions	Depr Exp	Net AD (Dep Exps- Retr Val)	Prop Tax Exp Incrs (1.67%)
1.1	2.86%	330.40	Water	AUF-W1	6577	Ocala Oaks	Hydro tank replacement	Replacement of equipment	40,000	1,795	38,205	1,093	(702)	1,293
1.1	2.86%	330.40	Water	AUF-W1	6577	Ocala Oaks	Hydro tank replacement	Replacement of equipment	40,000	404	39,596	1,132	728	1,340
1.2	2.86%	330.40	Water	AUF-W2	6434	Lake Gibson - Water	Hydro tank replacement	Replacement of equipment	80,000	38,277	41,723	1,193	(37,084)	1,412
1.2	2.86%	330.40	Water	AUF-W2	6418	Piney Woods	Hydro tank replacement	Replacement of equipment	35,000	9,100	25,900	741	(8,359)	876
1.3	2.86%	330.40	Water	AUF-W3	6597	48 Estates	Hydro tank replacement	Replacement of equipment	23,345	-	23,345	668	668	790
1.3	2.86%	330.40	Water	AUF-W3	6561	Ravenswood	Hydro tank replacement	Replacement of equipment	10,000	7,839	2,161	62	(7,777)	73
1.4	2.86%	330.40	Water	AUF-W4	6569	Arredondo Estates	Hydro tank replacement	Replacement of equipment	45,000	14,772	30,228	865	(13,907)	1,023
1.4	2.86%	330.40	Water	AUF-W4	6569	Arredondo Farms	Hydro tank replacement	Replacement of equipment	15,000	36,031	(21,031)	(601)	(36,632)	(712)
1.4	2.86%	330.40	Water	AUF-W4	6564	The Woods	Hydro tank replacement	Replacement of equipment	30,000	6,331	23,669	677	(5,654)	801
2	2.33%	331.40	Water	AUF-W1	6428	Tangerine - Water	Looping project Scott St- Tangerine	Secondary Water Quality Project	90,000		90,000	2,093	2,093	3,045
3	2.86%	330.40	Water	AUF-W2	6471	Sunny Hills - Water	Connect well 4 to storage tanks at Well 1 site Sunny Hills	Compliance	50,000		50,000	1,430	1,430	1,692
4	2.22%	361.20	Sewer	AUF-S3	6468	Jungle Den - Sewer	I & I study & improvements - Jungle Den	Compliance	60,000		60,000	1,333	1,333	2,030
5	2.22%	361.20	Sewer	AUF-S2	6443	Park Manor - Sewer	I & I study & improvements - Park Manor	Compliance	40,000		40,000	889	889	1,353
6	2.22%	361.20	Sewer	BrzHl	6973	Breeze Hill -Sewer	I & I study & improvmt, collection system - Breeze Hill	Compliance	100,000		100,000	2,222	2,222	3,383
7	5.56%	380.40	Sewer	AUF-S2	6389	Arredondo Farms - Sewer	WWTP upgrade - Arredondo Farms	Compliance	240,000		240,000	13,333	13,333	8,120
8	5.00%	355.30	Sewer	AUF-S2	6391	Jasmine Lakes - Sewer	Generator for LS #5 - Jasmine Lakes	Compliance	50,000		50,000	2,500	2,500	1,692
9	3.13%	354.40	Sewer	AUF-S2	6391	Jasmine Lakes - Sewer	Walkway & weir replacement - Jasmine Lakes	OSHA - Compliance	65,000		65,000	2,031	2,031	2,199
10	5.56%	380.40	Sewer	AUF-S2	6392	Lake Suzy - Sewer	New air headers and new surge tank - Lake Suzy	Replacement of equipment	80,000	44,800	35,200	1,956	(42,844)	1,191
11	2.86%	330.40	Water	AUF-W4	6469	Tomoka / Twin Rivers - Water	New tank liners - Tomoka & Twin Rivers	Compliance	70,000		70,000	2,002	2,002	2,368
12	2.33%	331.40	Water	AUF-W4	6582	Lake Suzy - Water	Fire flow upgrade - Lake Suzy	Compliance with Purchase Water Agreement	65,000		65,000	1,512	1,512	2,199
13	4.55%	320.30	Water	AUF-W4	6589	Lake Josephine - Water	Secondary water treat - Sebring Lakes - Lake Josephine	Secondary Water Quality Project	300,000		300,000	13,650	13,650	10,150
14	4.55%	320.30	Water	AUF-W4	6403	Leisure Lakes - Water	Secondary water quality - Leisure Lakes	Secondary Water Quality Project	150,000		150,000	6,825	6,825	5,075
15	5.56%	380.40	Sewer	AUF-S4	6390	Village Water - Sewer - Reuse	Effluent reuse solution - Village Water Sewer	Compliance	75,000		75,000	4,167	4,167	2,538
16	4.55%	320.30	Water	PcRvr	6600	Peace River - Water	Gross alpha treatment - Peace River	Compliance	50,000		50,000	2,275	2,275	1,692
17	5.56%	380.40	Sewer	AUF-S2	6831	South Seas - Sewer	Replacement of Reject Tanks - South Seas	Compliance	400,000	65,094	334,906	18,606	(46,488)	11,331
18	4.55%	320.30	Water	AUF-W1	6574	Jasmine Lakes - Water	Disinfection contact time - Jasmine Lakes Water	Compliance	180,000		180,000	8,190	8,190	6,090
19	2.86%	330.40	Water	AUF-W2	6471	Sunny Hills - Water	Additional Storage - Sunny Hills W	Compliance	120,000		120,000	3,432	3,432	4,060
20	5.56%	380.40	Sewer	AUF-S2	6831	South Seas - Sewer	Wet weather - South Seas	Addition of equipment and storage	350,000	-	350,000	19,444	19,444	11,842
21	3.33%	360.20	Sewer	AUF-S3	6386	Rosalie Oaks - Sewer	Lift Station, relocate to plant site - Rosalie Oaks WW	Compliance	80,000		80,000	2,667	2,667	2,707
22	5.56%	380.40	Sewer	AUF-S4	6390	Village Water - Sewer	Effluent Reuse Solution - Village Water Sewer	Impact fees and additional force main to county	175,000	-	175,000	9,722	9,722	5,921
23	4.55%	320.30	Water	AUF-W4	6403	Leisure Lakes - Water	Water Chlorine conversion - Leisure Lakes	Compliance/TCPA	30,000		30,000	1,365	1,365	1,015
24	4.55%	320.30	Water	AUF-W4	6596	Summit Chase - Water	Water Sand strainer project - Summit Chase	Compliance	20,000		20,000	910	910	677
25	5.56%	380.40	Sewer	AUF-S1	6424	Valencia Terrace - Sewer	WWTF improvements - Valencia Terrace Sewer	Compliance	82,071		82,071	4,560	4,560	2,777
26	4.55%	320.30	Water	AUF-W4	6431	Zephyr Shores - Water	Water quality project - Zephyr Shores	Compliance	36,217		36,217	1,648	1,648	1,225
27	4.55%	320.30	Water	AUF-W1	6420	Silver Lake / Western Shores - Water	Water Chlorine conversion - Western Shores	Compliance/TCPA	21,069		21,069	959	959	713
28	4.55%	320.30	Water	AUF-W1	6420	Silver Lake / Western Shores - Water	Water Chlorine conversion - Silver Lake Estates	Compliance/TCPA	42,969		42,969	1,955	1,955	1,454
29	4.55%	320.30	Water	AUF-W4	6469	Tomoka / Twin Rivers - Water	Chloramine project - Tomoka/Twin Rivers	Compliance	13,610		13,610	619	619	460
30	2.33%	331.40	Water	AUF-W4	6469	Tomoka / Twin Rivers - Water	Water main relocation - Tomoka/Twin Rivers	Replacement of equipment	13,467	10,100	3,367	78	(10,022)	114
31	3.13%	354.40	Sewer	AUF-S2	6391	Jasmine Lakes - Sewer	WWTF Security upgrades - Jasmine Lakes	Upgrade equipment	10,754		10,754	336	336	364
32	3.13%	354.50	Sewer	AUF-S2	6388	The Woods - Sewer	Sewer Perc pond rehab - The Woods	Upgrade and Rehab to pond	10,733	-	10,733	335	335	363
33	4.55%	320.30	Water	AUF-W1	6428	Tangerine - Water	Water Hardness sequestering - Tangerine	Secondary Water Quality Project	9,500		9,500	432	432	321
34	5.56%	380.40	Sewer	AUF-S2	6831	South Seas - Sewer	WWTF upgrades - new diffusers - South Seas	Compliance	9,982				555	555
35	5.00%	311.20	Water	AUF-W4	6421	Skycrest - Water	Water Well #1 pump replacement - Skycrest	Replacement of equipment	5,891		2,769	138	(2,984)	94
36.1	16.67%	391.70	Sewer	AUF-S2	6391	JsmL S	Truck retirement (replaced)	Replacement of equipment		36,921	(36,921)	(6,154)	(43,075)	
36.1	16.67%	341.50	Water	AUF-W1	6577	OciO W	Truck retirement (replaced)	Replacement of equipment		57,875	(57,875)	(9,648)	(67,523)	
36.1	16.67%	341.50	Water	AUF-W4	6571	VigW W	Truck retirement (replaced)	Replacement of equipment		36,583	(36,583)	(6,098)	(42,681)	
36.2	16.67%	341.50	Water&Se	Admin	9001	Administrative Assets - Allocated	Purchase of 3 Trucks for Replacements	Replacement of equipment	200,279	-	200,279	33,387	33,387	
37	16.67%	340.51	Water&Se	Admin	9001	Administrative Assets - Allocated	Administrative Assets, IT - Allocated to AUF	Administrative Assets - Allocated to AUF	264,584		264,584	44,106	44,106	
Pro Forma Plant Total Adjustments									3,879,469	369,045	3,510,425	195,591	(173,454)	107,491

## **EXHIBIT B**



**Aqua Utilities Florida, Inc.**  
**Docket No. 100330-WS**  
**Commission Docket and Order Establishing Rates**  
**for Each System**

<b>SYSTEM BY COUNTY</b>	<b>COMMISSION DOCKET</b>	<b>COMMISSION ORDER</b>
<b>ALACHUA COUNTY</b>		
Arredondo Farms - water	080121-WS	PSC-09-0385-FOF-WS
Arredondo Farms - wastewater	080121-WS	PSC-09-0385-FOF-WS
Arredondo Estates - water	080121-WS	PSC-09-0385-FOF-WS
<b>BREVARD COUNTY</b>		
Kingswood - water	080121-WS	PSC-09-0385-FOF-WS
Oakwood - water	080121-WS	PSC-09-0385-FOF-WS
<b>DESOTO COUNTY</b>		
Lake Suzy Utilities - water	080121-WS	PSC-09-0385-FOF-WS
Lake Suzy Utilities - wastewater	080121-WS	PSC-09-0385-FOF-WS
<b>HARDEE</b>		
Peace River - water	100050-WS	PSC-10-0205-FOF-WS (Grandfather Order)
Peace River - wastewater	100050-WS	PSC-10-0205-FOF-WS (Grandfather Order)
<b>HIGHLANDS</b>		
Leisure Lakes - water	080121-WS	PSC-09-0385-FOF-WS
Leisure Lakes - wastewater	080121-WS	PSC-09-0385-FOF-WS
Lake Josephine - water	080121-WS	PSC-09-0385-FOF-WS
Sebring Lakes - water	080121-WS	PSC-09-0385-FOF-WS
<b>LAKE COUNTY</b>		
Carlton Village - water	080121-WS	PSC-09-0385-FOF-WS
East Lake Harris Estates - water	080121-WS	PSC-09-0385-FOF-WS
Fern Terrace - water	080121-WS	PSC-09-0385-FOF-WS
48 Estates - water	080121-WS	PSC-09-0385-FOF-WS
Friendly Center - water	080121-WS	PSC-09-0385-FOF-WS
Grand Terrace - water	080121-WS	PSC-09-0385-FOF-WS
Haines Creek - water	080121-WS	PSC-09-0385-FOF-WS

<b>SYSTEM BY COUNTY</b>	<b>COMMISSION DOCKET</b>	<b>COMMISSION ORDER</b>
Hobby Hills - water	080121-WS	PSC-09-0385-FOF-WS
Holiday Haven - water	080121-WS	PSC-09-0385-FOF-WS
Holiday Haven - wastewater	080121-WS	PSC-09-0385-FOF-WS
Imperial Mobile Terrace -water	080121-WS	PSC-09-0385-FOF-WS
Kings Cove - water	080121-WS	PSC-09-0385-FOF-WS
Kings Cove - wastewater	080121-WS	PSC-09-0385-FOF-WS
Morningview - water	080121-WS	PSC-09-0385-FOF-WS
Morningview - wastewater	080121-WS	PSC-09-0385-FOF-WS
Palms Mobile Home Park - water	080121-WS	PSC-09-0385-FOF-WS
Picciola Island - water	080121-WS	PSC-09-0385-FOF-WS
Piney Woods - water	080121-WS	PSC-09-0385-FOF-WS
Quail Ridge - water	080121-WS	PSC-09-0385-FOF-WS
Ravenswood - water	080121-WS	PSC-09-0385-FOF-WS
Silver Lake Estates/Western Shores - water	080121-WS	PSC-09-0385-FOF-WS
Skycrest - water	080121-WS	PSC-09-0385-FOF-WS
Stone Mountain - water	080121-WS	PSC-09-0385-FOF-WS
Summit Chase - water	080121-WS	PSC-09-0385-FOF-WS
Summit Chase - wastewater	080121-WS	PSC-09-0385-FOF-WS
Valencia Terrace - water	080121-WS	PSC-09-0385-FOF-WS
Valencia Terrace - wastewater	080121-WS	PSC-09-0385-FOF-WS
Venetian Village - water	080121-WS	PSC-09-0385-FOF-WS
Venetian Village - wastewater	080121-WS	PSC-09-0385-FOF-WS
<b>LAKE COUNTY</b>		
Fairways - water	070739-WS	PSC-09-0038-PAA-WS (Transfer Order)
Fairways - wastewater	070739-WS	PSC-09-0038-PAA-WS (Transfer Order)
<b>LEE COUNTY</b>		
South Seas - wastewater	080121-WS	PSC-09-0385-FOF-WS
<b>MARION COUNTY</b>		
Ocala Oaks - water	080121-WS	PSC-09-0385-FOF-WS
<b>ORANGE COUNTY</b>		
Tangerine - water	080121-WS	PSC-09-0385-FOF-WS

<b>SYSTEM BY COUNTY</b>	<b>COMMISSION DOCKET</b>	<b>COMMISSION ORDER</b>
<b>PALM BEACH COUNTY</b>		
Lake Osborne Estates - water	080121-WS	PSC-09-0385-FOF-WS
<b>PASCO COUNTY</b>		
Jasmine Lakes - water	080121-WS	PSC-09-0385-FOF-WS
Jasmine Lakes - wastewater	080121-WS	PSC-09-0385-FOF-WS
Palm Terrace - water	080121-WS	PSC-09-0385-FOF-WS
Palm Terrace - wastewater	080121-WS	PSC-09-0385-FOF-WS
Zephyr Shores - water	080121-WS	PSC-09-0385-FOF-WS
Zephyr Shores - wastewater	080121-WS	PSC-09-0385-FOF-WS
<b>POLK COUNTY</b>		
Breeze Hill - Water	080167-WS	PSC-08-0533-FOF-WS (Transfer Order)
Breeze Hill - Wastewater	080167-WS	PSC-08-0533-FOF-WS (Transfer Order)
Gibsonia Estates - water	080121-WS	PSC-09-0385-FOF-WS
Lake Gibson Estates - water	080121-WS	PSC-09-0385-FOF-WS
Lake Gibson Estates - wastewater	080121-WS	PSC-09-0385-FOF-WS
Orange Hill/Sugar Creek - water	080121-WS	PSC-09-0385-FOF-WS
Rosalie Oaks - water	080121-WS	PSC-09-0385-FOF-WS
Rosalie Oaks - wastewater	080121-WS	PSC-09-0385-FOF-WS
Village Water - water	080121-WS	PSC-09-0385-FOF-WS
Village Water - wastewater	080121-WS	PSC-09-0385-FOF-WS
<b>PUTNAM COUNTY</b>		
Beecher's Point - water	080121-WS	PSC-09-0385-FOF-WS
Beecher's Point - wastewater	080121-WS	PSC-09-0385-FOF-WS
Hermits Cove - water	080121-WS	PSC-09-0385-FOF-WS
Interlachen Lake Estates - water	080121-WS	PSC-09-0385-FOF-WS
Park Manor - wastewater	080121-WS	PSC-09-0385-FOF-WS
Palm Port - water	080121-WS	PSC-09-0385-FOF-WS
Palm Port - wastewater	080121-WS	PSC-09-0385-FOF-WS
Pomona Park - water	080121-WS	PSC-09-0385-FOF-WS

<b>SYSTEM BY COUNTY</b>	<b>COMMISSION DOCKET</b>	<b>COMMISSION ORDER</b>
River Grove - water	080121-WS	PSC-09-0385-FOF-WS
Silver Lake Oaks - water	080121-WS	PSC-09-0385-FOF-WS
Silver Lake Oaks - wastewater	080121-WS	PSC-09-0385-FOF-WS
St. Johns Highlands - water	080121-WS	PSC-09-0385-FOF-WS
Welaka/Saratoga Harbour - water	080121-WS	PSC-09-0385-FOF-WS
Wootens - water	080121-WS	PSC-09-0385-FOF-WS
<b>SEMINOLE COUNTY</b>		
Florida Central Commerce Park - wastewater	080121-WS	PSC-09-0385-FOF-WS
Harmony Homes - water	080121-WS	PSC-09-0385-FOF-WS
<b>SUMTER COUNTY</b>		
The Woods - water	080121-WS	PSC-09-0385-FOF-WS
The Woods - wastewater	080121-WS	PSC-09-0385-FOF-WS
<b>VOLUSIA COUNTY</b>		
Jungle Den - water	080121-WS	PSC-09-0385-FOF-WS
Jungle Den - wastewater	080121-WS	PSC-09-0385-FOF-WS
Tomoka - water	080121-WS	PSC-09-0385-FOF-WS
<b>WASHINGTON COUNTY</b>		
Sunny Hills - water	080121-WS	PSC-09-0385-FOF-WS
Sunny Hills - wastewater	080121-WS	PSC-09-0385-FOF-WS

## **EXHIBIT C**

**Docket No. 100330-WS**  
**Aqua Utilities Florida, Inc.**  
**List of Aqua Utilities Florida Corporate and Business Offices**

Aqua Utilities Florida, Inc.  
520 Highway 466, Suite 204  
Lady Lake, FL 32159

**List of County Libraries for each County included in the Docket**

**ALACHUA COUNTY**

Headquarters Library  
401 East University Avenue  
Gainesville, FL 32601  
(352) 334-3900

**BREVARD COUNTY**

Central Brevard Library and Reference Center  
308 Forrest Avenue  
Cocoa, FL 32922

**DESOTO COUNTY**

DeSoto County Library  
125 N. Hillsborough Ave.  
Arcadia, FL 34266

**HARDEE COUNTY**

Hardee County Public Library  
315 N 6th Ave  
Wauchula, FL 33873  
863-773-6438

**HIGHLANDS COUNTY**

319 W. Center Avenue  
Sebring, FL 33870  
(863) 402-6716

**LAKE COUNTY**

Lake County Library  
312 W. Main Street  
Tavares, FL 32778

(352) 253-6180

**LEE COUNTY**

Ft. Myers – Lee County Library  
2050 Central Avenue  
Fort Meyers, FL 33901  
(239) 479-4633

**MARION COUNTY**

Marion County Public Library  
2720 East Silver Springs Boulevard  
Ocala, FL 34470  
(352) 671-8551

**ORANGE COUNTY**

Orange County Library System  
101 E. Central Boulevard  
Orlando, FL 32801  
(407) 835-7323

**PALM BEACH COUNTY**

Palm Beach County Library  
3650 Summit Boulevard  
West Palm Beach, FL 33406  
(561) 233-2600

**PASCO COUNTY**

Pasco County Library – Regency Park Branch  
9701 Little Road  
New Port Richey, FL 34654  
(727) 861-3049

**POLK COUNTY**

Polk County Library  
City Hall – 228 South Massachusetts Avenue  
Lakeland, FL 33801  
(863) 834-6000

**PUTNAM COUNTY**

Putnam County Library  
601 College Road  
Palatka, FL 32177  
(386) 329-0126

**SEMINOLE COUNTY**

Seminole County Library

1101 East First Street  
Sanford, FL 32771  
(407) 665-0311

**SUMTER COUNTY**

Clark Maxwell Library  
1405 CR 526-A  
Sumterville, FL 33585  
(352) 568-3074

**VOLUSIA COUNTY**

Daytona Beach Regional Library  
105 E. Magnolia Avenue, Daytona Beach 32114  
(386) 257-6036

**WASHINGTON COUNTY**

Washington County Library  
1444 Jackson Avenue  
Chipley, FL 32428



## **EXHIBIT D**

**BEFORE THE FLORIDA PUBLIC SERVICE COMMISSION**


In Re: Application for increase in water )  
and wastewater rates in Alachua, Brevard, )  
Desoto, Hardee, Highlands, Lake, Lee, Marion, Orange, )  
Palm Beach, Pasco, Polk, Putnam, Seminole, ) Docket No. 100330-WS  
Sumter, Volusia, and Washington Counties ) Filed: August 27, 2010  
by Aqua Utilities Florida, Inc. )

**AFFIDAVIT**

STATE OF FLORIDA:  
COUNTY OF LAKE:


BEFORE ME, the undersigned authority, personally appeared John M. Lihvarcik,  
who after being duly sworn, deposes and says:

1. That I, John M. Lihvarcik, am the President and Chief Operating Officer  
of Aqua Utilities Florida, Inc.
2. That I hereby affirm that Aqua Utilities Florida, Inc. will comply with the  
noticing requirements set forth in Rules 25-22.0407 and 25-30.4345,  
Florida Administrative Code, for applications for water and wastewater  
rate increases, increases or revised service availability charges, and  
approval of Allowance for Funds Prudently Invested charges.
3. Further Affiant sayeth not.


By:   
Name: JOHN M. LIHVARCIC  
John M. Lihvarcik  
Title: President and Chief Operating  
Officer of Aqua Utilities Florida,  
Inc.

State of FLORIDA  
County of LAKE

The foregoing instrument was acknowledged before this 23<sup>rd</sup> day of August, 2010 by John M. Lihvarcik who is personally known to me or who produced \_\_\_\_\_ as identification.

  
\_\_\_\_\_  
Notary Public, State of Florida

My Commission Expires:



## **EXHIBIT E**

Aqua America, Inc.

Exhibit E

Aqua Utilities Florida, Inc. - September 2010 Rate request filing

Florida Docket # 100330- WS

**Summary of Organization of Volumes, Books, and Contents for Minimum Filing Requirements**

<u>Volume #</u>	<u># Books per Volume</u>	<u># Bound Books</u>	<u>Contents</u>
1	1	12	MFR Schedules A through G for all Water and Waste Water systems- 4 Water Bands and 4 Wastewater Bands - Plus Breeze Hill, Fairways, and Peace River and Consolidated Group Summary
1- Appndx	1	1	Expense Flowchart and Allocated Expense Details
2-Appndx	1	1	Detailed Engineering Schedules F1 through F10
2 and 3	1	1	Allowance for Funds Prudently Invested (AFPI) and Service Availability Charges
4	2	N/A	Additional Engineering Information-System Maps
5			Additional Engineering Information- All Other Data excluding Maps
Book 1	1	1	Chemicals. Field Employees, Vehicles, and Customer Complaints
Book 2 -sets 1-16			All other engineering reports, excl Bk 1 items and maps - arranged by county
6			Bill Analysis- Schedule E-14

N/A- not applicable

## **EXHIBIT F**

2009 Annual Report  
Rate Base Reconciliation to MFR

Acct No.	101			108			271			272		
	Utility Plant in Service	MFR (A-4)		Accumulated Depreciation	MFR (A-8)		Contributions in Aid of Construction	MFR (A-11)		Accumulated Amort of CIAC	MFR (A-13)	
	2009 Annual Report			2009 Annual Report			2009 Annual Report			2009 Annual Report		
	Bal end of year	12/31/2009	Difference	Bal end of year	12/31/2009	Difference	Bal end of year	12/31/2009	Difference	Bal end of year	12/31/2009	Difference
RATE Band 1W	8,343,982	8,343,981	1	2,783,107	2,783,108	(1)	1,889,817	1,889,817	(0)	1,156,403	1,156,405	(2)
RATE Band 2W	6,831,456	6,831,455	1	1,944,284	1,944,285	(1)	1,238,853	1,238,853	0	333,145	333,145	0
RATE Band 3W	1,839,204	1,839,206	(2)	553,271	553,274	(3)	436,302	436,302	(0)	215,308	215,308	0
RATE Band 4W	10,476,771	10,476,774	(3)	2,361,384	2,361,387	(3)	2,238,298	2,238,297	1	1,242,391	1,242,391	(0)
RATE Band 5W-Breeze Hill (6972)	174,852	174,852	0	82,771	82,771	-	32,613	32,613	-	32,060	32,060	0
RATE Band 10W-Fairways (6970)	766,636	766,637	(1)	83,228	83,228	(0)	562,950	562,950	-	137,722	137,722	0
RATE Band 12W-Peace Rv. (6600)	151,195	151,195	(0)	6,658	6,658	0	2,500	2,500	-	27	27	(0)
RATE Band 1WW	1,598,403	1,598,404	(1)	917,605	917,606	(1)	627,453	627,452	1	440,827	440,827	0
RATE Band 2WW	14,338,976	14,338,976	0	6,493,874	6,493,878	(4)	2,882,290	2,882,290	(0)	1,934,129	1,934,129	0
RATE Band 3WW	3,855,566	3,855,566	(0)	1,112,968	1,112,968	(0)	422,578	422,578	(0)	214,905	214,904	1
RATE Band 4WW	2,851,691	2,851,691	0	1,185,628	1,185,629	(1)	620,692	620,692	0	396,111	396,111	(0)
RATE Band 5WW-Breeze Hill(6973)	289,839	289,840	(1)	242,419	242,419	-	119,103	119,103	-	118,547	118,547	(0)
RATE Band 7WW-Fairways (6971)	2,190,196	2,190,196	(0)	700,203	700,203	(0)	1,531,656	1,531,656	-	385,956	385,956	(0)
RATE Band 10WW-Peace Rvr (6397)	229,615	229,615	0	23,038	23,038	0	2,250	2,250	-	60	60	(0)

		Acct No.	Plant in Service	101	101		MFR (A-5,6 p.3 of 4)	
		2009 Annual Report Worksheet Names		Annual Report	MFR (A-5,6 p.2 of 4)		Admin Alloc	MFR (A-5,6 p.4 of 4)
MFRCode	AU	Account No.	Account Name	12/2009	12/2009	Difference	12/2009	12/2009
AUF-W1	RATE Band 1W	301	Organization	13,883	13,883	(0)		13,883
AUF-W1	RATE Band 1W	302	Franchises	11,081	11,081	-		11,081
AUF-W1	RATE Band 1W	303	Land and Land Rights	131,132	131,132	0		131,132
AUF-W1	RATE Band 1W	304	Structures and Improvements	529,572	529,572	0		529,572
AUF-W1	RATE Band 1W	305	Collecting and Impounding Reservoirs	3,278	3,278	(0)		3,278
AUF-W1	RATE Band 1W	306	Lake, River and Other Intakes	-	-	-		-
AUF-W1	RATE Band 1W	307	Wells and Springs	224,564	224,565	(1)		224,565
AUF-W1	RATE Band 1W	308	Infiltration Galleries and Tunnels	-	-	-		-
AUF-W1	RATE Band 1W	309	Supply Mains	230,262	230,262	(0)		230,262
AUF-W1	RATE Band 1W	310	Power Generation Equipment	554,013	554,013	0		554,013
AUF-W1	RATE Band 1W	311	Pumping Equipment	682,259	682,261	(2)		682,261
AUF-W1	RATE Band 1W	320	Water Treatment Equipment	261,012	261,012	(0)		261,012
AUF-W1	RATE Band 1W	330	Distribution Reservoirs and Standpipes	401,764	401,764	(0)		401,764
AUF-W1	RATE Band 1W	331	Transmission and Distribution Mains	2,928,271	2,928,269	2		2,928,269
AUF-W1	RATE Band 1W	333	Services	164,897	164,897	0		164,897
AUF-W1	RATE Band 1W	334	Meters and Meter Installations	1,352,491	1,352,491	(0)		1,352,491
AUF-W1	RATE Band 1W	335	Hydrants	93,181	93,181	0		93,181
AUF-W1	RATE Band 1W	336	Backflow Prevention Devices	-	-	-		-
AUF-W1	RATE Band 1W	339	Other Plant Miscellaneous Equipment	21,514	21,513	1		21,513
AUF-W1	RATE Band 1W	340	Office Furniture and Equipment	83,015	83,016	(1)		83,016
AUF-W1	RATE Band 1W	341	Transportation Equipment	421,386	421,386	(0)		421,386
AUF-W1	RATE Band 1W	342	Stores Equipment	-	-	-		-
AUF-W1	RATE Band 1W	343	Tools, Shop and Garage Equipment	52,303	52,303	0		52,303
AUF-W1	RATE Band 1W	344	Laboratory Equipment	-	-	-		-
AUF-W1	RATE Band 1W	345	Power Operated Equipment	9,828	9,828	0		9,828
AUF-W1	RATE Band 1W	346	Communication Equipment	35,758	35,758	(0)		35,758
AUF-W1	RATE Band 1W	347	Miscellaneous Equipment	54,532	54,532	0		54,532
AUF-W1	RATE Band 1W	348	Other Tangible Plant	83,986	83,986	0		83,986
AUF-W1	RATE Band 1W	340.51	Computer Equipment	-	-	-	515,217	515,217
AUF-W1	RATE Band 1W		<b>TOTAL WATER PLANT</b>	<b>8,343,982</b>	<b>8,343,981</b>	<b>1</b>	<b>515,217</b>	<b>8,859,198</b>
AUF-W2	RATE Band 2W	301	Organization	-	-	-		-
AUF-W2	RATE Band 2W	302	Franchises	10,254	10,254	-		10,254
AUF-W2	RATE Band 2W	303	Land and Land Rights	55,132	55,132	-		55,132
AUF-W2	RATE Band 2W	304	Structures and Improvements	310,133	310,133	(0)		310,133
AUF-W2	RATE Band 2W	305	Collecting and Impounding Reservoirs	-	-	-		-
AUF-W2	RATE Band 2W	306	Lake, River and Other Intakes	-	-	-		-
AUF-W2	RATE Band 2W	307	Wells and Springs	612,828	612,828	(0)		612,828
AUF-W2	RATE Band 2W	308	Infiltration Galleries and Tunnels	-	-	-		-
AUF-W2	RATE Band 2W	309	Supply Mains	45,605	45,605	-		45,605
AUF-W2	RATE Band 2W	310	Power Generation Equipment	371,683	371,684	(1)		371,684
AUF-W2	RATE Band 2W	311	Pumping Equipment	376,153	376,153	(0)		376,153
AUF-W2	RATE Band 2W	320	Water Treatment Equipment	24,070	24,069	1		24,069
AUF-W2	RATE Band 2W	330	Distribution Reservoirs and Standpipes	768,864	768,864	0		768,864
AUF-W2	RATE Band 2W	331	Transmission and Distribution Mains	3,326,825	3,326,824	1		3,326,824
AUF-W2	RATE Band 2W	333	Services	160,324	160,325	(1)		160,325
AUF-W2	RATE Band 2W	334	Meters and Meter Installations	576,027	576,027	(0)		576,027
AUF-W2	RATE Band 2W	335	Hydrants	67,018	67,018	0		67,018
AUF-W2	RATE Band 2W	336	Backflow Prevention Devices	1,231	1,231	0		1,231
AUF-W2	RATE Band 2W	339	Other Plant Miscellaneous Equipment	2,044	2,044	(0)		2,044
AUF-W2	RATE Band 2W	340	Office Furniture and Equipment	26,718	26,718	0		26,718
AUF-W2	RATE Band 2W	341	Transportation Equipment	25,516	25,516	-		25,516
AUF-W2	RATE Band 2W	342	Stores Equipment	194	194	-		194
AUF-W2	RATE Band 2W	343	Tools, Shop and Garage Equipment	15,732	15,732	0		15,732
AUF-W2	RATE Band 2W	344	Laboratory Equipment	3,459	3,459	-		3,459
AUF-W2	RATE Band 2W	345	Power Operated Equipment	1,038	1,038	-		1,038
AUF-W2	RATE Band 2W	346	Communication Equipment	12,010	12,010	(0)		12,010
AUF-W2	RATE Band 2W	347	Miscellaneous Equipment	8,927	8,927	0		8,927
AUF-W2	RATE Band 2W	348	Other Tangible Plant	29,671	29,671	0		29,671
AUF-W2	RATE Band 2W	340.51	Computer Equipment	-	-	-	235,011	235,011
AUF-W2	RATE Band 2W		<b>TOTAL WATER PLANT</b>	<b>6,831,456</b>	<b>6,831,455</b>	<b>1</b>	<b>235,011</b>	<b>7,066,466</b>
AUF-W3	RATE Band 3W	301	Organization	870	870	-		870
AUF-W3	RATE Band 3W	302	Franchises	2,641	2,641	-		2,641
AUF-W3	RATE Band 3W	303	Land and Land Rights	32,752	32,752	-		32,752
AUF-W3	RATE Band 3W	304	Structures and Improvements	121,282	121,282	(0)		121,282
AUF-W3	RATE Band 3W	305	Collecting and Impounding Reservoirs	-	-	-		-
AUF-W3	RATE Band 3W	306	Lake, River and Other Intakes	-	-	-		-
AUF-W3	RATE Band 3W	307	Wells and Springs	55,735	55,735	0		55,735
AUF-W3	RATE Band 3W	308	Infiltration Galleries and Tunnels	-	-	-		-
AUF-W3	RATE Band 3W	309	Supply Mains	19,721	19,721	-		19,721
AUF-W3	RATE Band 3W	310	Power Generation Equipment	118,433	118,433	(0)		118,433
AUF-W3	RATE Band 3W	311	Pumping Equipment	110,694	110,693	1		110,693
AUF-W3	RATE Band 3W	320	Water Treatment Equipment	8,608	8,608	(0)		8,608
AUF-W3	RATE Band 3W	330	Distribution Reservoirs and Standpipes	250,507	250,506	1		250,506
AUF-W3	RATE Band 3W	331	Transmission and Distribution Mains	589,207	589,207	(0)		589,207



2009 Annual Report Worksheet Names				Annual Report	MFR (A-5,6 p.2 of 4)		MFR (A-5,6 p.3 of 4)	MFR (A-5,6 p.4 of 4)
MFRCode	AU	Account No.	Account Name	12/2009	12/2009	Difference	Admin Alloc	12/2009
AUF-W3		333	Services	44,492	44,492	0		44,492
AUF-W3		334	Meters and Meter Installations	368,524	368,526	(2)		368,526
AUF-W3		335	Hydrants	28,844	28,844	(0)		28,844
AUF-W3		336	Backflow Prevention Devices	-	-	-		-
AUF-W3		339	Other Plant Miscellaneous Equipment	22,502	22,501	1		22,501
AUF-W3		340	Office Furniture and Equipment	3,607	3,607	(0)		3,607
AUF-W3		341	Transportation Equipment	36,583	36,583	(0)		36,583
AUF-W3		342	Stores Equipment	-	-	-		-
AUF-W3		343	Tools, Shop and Garage Equipment	19,434	19,434	(0)		19,434
AUF-W3		344	Laboratory Equipment	-	-	-		-
AUF-W3		345	Power Operated Equipment	-	-	-		-
AUF-W3		346	Communication Equipment	-	-	-		-
AUF-W3		347	Miscellaneous Equipment	3,792	3,792	0		3,792
AUF-W3		348	Other Tangible Plant	976	976	(0)		976
AUF-W3		340.51	Computer Equipment	-	-	-	144,902	144,902
AUF-W3			<b>TOTAL WATER PLANT</b>	<b>1,839,204</b>	<b>1,839,206</b>	<b>(2)</b>	<b>144,902</b>	<b>1,984,107</b>
AUF-W4		301	Organization	8,801	8,801	-		8,801
AUF-W4		302	Franchises	15,720	15,720	-		15,720
AUF-W4		303	Land and Land Rights	127,298	127,298	-		127,298
AUF-W4		304	Structures and Improvements	1,633,642	1,633,647	(5)		1,633,647
AUF-W4		305	Collecting and Impounding Reservoirs	-	-	-		-
AUF-W4		306	Lake, River and Other Intakes	-	-	-		-
AUF-W4		307	Wells and Springs	395,588	395,588	0		395,588
AUF-W4		308	Infiltration Galleries and Tunnels	-	-	-		-
AUF-W4		309	Supply Mains	232,528	232,528	0		232,528
AUF-W4		310	Power Generation Equipment	535,766	535,767	(1)		535,767
AUF-W4		311	Pumping Equipment	562,466	562,468	(2)		562,468
AUF-W4		320	Water Treatment Equipment	535,010	535,011	(1)		535,011
AUF-W4		330	Distribution Reservoirs and Standpipes	1,431,782	1,431,783	(1)		1,431,783
AUF-W4		331	Transmission and Distribution Mains	2,627,561	2,627,560	1		2,627,560
AUF-W4		333	Services	331,285	331,284	1		331,284
AUF-W4		334	Meters and Meter Installations	1,539,738	1,539,734	4		1,539,734
AUF-W4		335	Hydrants	112,808	112,808	0		112,808
AUF-W4		336	Backflow Prevention Devices	26,389	26,390	(1)		26,390
AUF-W4		339	Other Plant Miscellaneous Equipment	161,369	161,367	2		161,367
AUF-W4		340	Office Furniture and Equipment	28,061	28,061	(0)		28,061
AUF-W4		341	Transportation Equipment	38,662	38,662	(0)		38,662
AUF-W4		342	Stores Equipment	-	-	-		-
AUF-W4		343	Tools, Shop and Garage Equipment	50,120	50,119	1		50,119
AUF-W4		344	Laboratory Equipment	17,394	17,394	0		17,394
AUF-W4		345	Power Operated Equipment	3,820	3,820	0		3,820
AUF-W4		346	Communication Equipment	31,428	31,428	(0)		31,428
AUF-W4		347	Miscellaneous Equipment	26,383	26,383	(0)		26,383
AUF-W4		348	Other Tangible Plant	3,152	3,152	(0)		3,152
AUF-W4		340.51	Computer Equipment	-	-	-	630,952	630,952
AUF-W4			<b>TOTAL WATER PLANT</b>	<b>10,476,771</b>	<b>10,476,774</b>	<b>(3)</b>	<b>630,952</b>	<b>11,107,726</b>
AUF-5	6972	301	Organization	-	-	-		-
AUF-5	6972	302	Franchises	-	-	-		-
AUF-5	6972	303	Land and Land Rights	2,997	2,997	-		2,997
AUF-5	6972	304	Structures and Improvements	7,443	7,443	0		7,443
AUF-5	6972	305	Collecting and Impounding Reservoirs	-	-	-		-
AUF-5	6972	306	Lake, River and Other Intakes	-	-	-		-
AUF-5	6972	307	Wells and Springs	2,918	2,918	-		2,918
AUF-5	6972	308	Infiltration Galleries and Tunnels	-	-	-		-
AUF-5	6972	309	Supply Mains	304	304	0		304
AUF-5	6972	310	Power Generation Equipment	4,243	4,243	(0)		4,243
AUF-5	6972	311	Pumping Equipment	13,040	13,040	0		13,040
AUF-5	6972	320	Water Treatment Equipment	582	582	0		582
AUF-5	6972	330	Distribution Reservoirs and Standpipes	29,159	29,159	-		29,159
AUF-5	6972	331	Transmission and Distribution Mains	38,002	38,002	0		38,002
AUF-5	6972	333	Services	15,099	15,100	(1)		15,100
AUF-5	6972	334	Meters and Meter Installations	51,612	51,612	0		51,612
AUF-5	6972	335	Hydrants	9,051	9,051	0		9,051
AUF-5	6972	336	Backflow Prevention Devices	-	-	-		-
AUF-5	6972	339	Other Plant Miscellaneous Equipment	84	84	(0)		84
AUF-5	6972	340	Office Furniture and Equipment	112	112	0		112
AUF-5	6972	341	Transportation Equipment	-	-	-		-
AUF-5	6972	342	Stores Equipment	-	-	-		-
AUF-5	6972	343	Tools, Shop and Garage Equipment	-	-	-		-
AUF-5	6972	344	Laboratory Equipment	-	-	-		-
AUF-5	6972	345	Power Operated Equipment	206	206	0		206
AUF-5	6972	346	Communication Equipment	-	-	-		-
AUF-5	6972	347	Miscellaneous Equipment	-	-	-		-
AUF-5	6972	348	Other Tangible Plant	-	-	-		-
AUF-5	6972	340.51	Computer Equipment	-	-	-	11,648	11,648

2009 Annual Report Worksheet Names					Annual Report	MFR (A-5,6 p.2 of 4)		MFR (A-5,6 p.3 of 4)	
MFRCode	AU		Account No.	Account Name	12/2009	12/2009	Difference	Admin Alloc	MFR (A-5,6 p.4 of 4)
								12/2009	12/2009
AUF-5	6972	RATE Band 5W-Breeze Hill (6972)		TOTAL WATER PLANT	174,852	174,851	-	11,648	186,499
AUF-6	6970	RATE Band 10W-Fairways (6970)	301	Organization	-	-	-	-	-
AUF-6	6970	RATE Band 10W-Fairways (6970)	302	Franchises	-	-	-	-	-
AUF-6	6970	RATE Band 10W-Fairways (6970)	303	Land and Land Rights	27,737	27,737	-	-	27,737
AUF-6	6970	RATE Band 10W-Fairways (6970)	304	Structures and Improvements	44,033	44,033	-	-	44,033
AUF-6	6970	RATE Band 10W-Fairways (6970)	305	Collecting and Impounding Reservoirs	-	-	-	-	-
AUF-6	6970	RATE Band 10W-Fairways (6970)	306	Lake, River and Other Intakes	-	-	-	-	-
AUF-6	6970	RATE Band 10W-Fairways (6970)	307	Wells and Springs	67,857	67,857	-	-	67,857
AUF-6	6970	RATE Band 10W-Fairways (6970)	308	Infiltration Galleries and Tunnels	-	-	-	-	-
AUF-6	6970	RATE Band 10W-Fairways (6970)	309	Supply Mains	-	-	-	-	-
AUF-6	6970	RATE Band 10W-Fairways (6970)	310	Power Generation Equipment	19,610	19,610	-	-	19,610
AUF-6	6970	RATE Band 10W-Fairways (6970)	311	Pumping Equipment	35,701	35,701	-	-	35,701
AUF-6	6970	RATE Band 10W-Fairways (6970)	320	Water Treatment Equipment	9,110	9,110	(0)	-	9,110
AUF-6	6970	RATE Band 10W-Fairways (6970)	330	Distribution Reservoirs and Standpipes	39,005	39,005	-	-	39,005
AUF-6	6970	RATE Band 10W-Fairways (6970)	331	Transmission and Distribution Mains	337,830	337,830	-	-	337,830
AUF-6	6970	RATE Band 10W-Fairways (6970)	333	Services	72,900	72,900	-	-	72,900
AUF-6	6970	RATE Band 10W-Fairways (6970)	334	Meters and Meter Installations	91,853	91,853	(0)	-	91,853
AUF-6	6970	RATE Band 10W-Fairways (6970)	335	Hydrants	21,000	21,000	-	-	21,000
AUF-6	6970	RATE Band 10W-Fairways (6970)	336	Backflow Prevention Devices	-	-	-	-	-
AUF-6	6970	RATE Band 10W-Fairways (6970)	339	Other Plant Miscellaneous Equipment	-	-	-	-	-
AUF-6	6970	RATE Band 10W-Fairways (6970)	340	Office Furniture and Equipment	-	-	-	-	-
AUF-6	6970	RATE Band 10W-Fairways (6970)	341	Transportation Equipment	-	-	-	-	-
AUF-6	6970	RATE Band 10W-Fairways (6970)	342	Stores Equipment	-	-	-	-	-
AUF-6	6970	RATE Band 10W-Fairways (6970)	343	Tools, Shop and Garage Equipment	-	-	-	-	-
AUF-6	6970	RATE Band 10W-Fairways (6970)	344	Laboratory Equipment	-	-	-	-	-
AUF-6	6970	RATE Band 10W-Fairways (6970)	345	Power Operated Equipment	-	-	-	-	-
AUF-6	6970	RATE Band 10W-Fairways (6970)	346	Communication Equipment	-	-	-	-	-
AUF-6	6970	RATE Band 10W-Fairways (6970)	347	Miscellaneous Equipment	-	-	-	-	-
AUF-6	6970	RATE Band 10W-Fairways (6970)	348	Other Tangible Plant	-	-	-	-	-
AUF-6	6970	RATE Band 10W-Fairways (6970)	340.51	Computer Equipment	-	-	-	43,517	43,517
AUF-6	6970	RATE Band 10W-Fairways (6970)		TOTAL WATER PLANT	766,636	766,637	(1)	43,517	810,154
AUF-7	6600	RATE Band 12W-Peace Rv. (6600)	301	Organization	-	-	-	-	-
AUF-7	6600	RATE Band 12W-Peace Rv. (6600)	302	Franchises	-	-	-	-	-
AUF-7	6600	RATE Band 12W-Peace Rv. (6600)	303	Land and Land Rights	30,900	30,900	-	-	30,900
AUF-7	6600	RATE Band 12W-Peace Rv. (6600)	304	Structures and Improvements	12,708	12,708	(0)	-	12,708
AUF-7	6600	RATE Band 12W-Peace Rv. (6600)	305	Collecting and Impounding Reservoirs	-	-	-	-	-
AUF-7	6600	RATE Band 12W-Peace Rv. (6600)	306	Lake, River and Other Intakes	-	-	-	-	-
AUF-7	6600	RATE Band 12W-Peace Rv. (6600)	307	Wells and Springs	-	-	-	-	-
AUF-7	6600	RATE Band 12W-Peace Rv. (6600)	308	Infiltration Galleries and Tunnels	-	-	-	-	-
AUF-7	6600	RATE Band 12W-Peace Rv. (6600)	309	Supply Mains	315	315	(0)	-	315
AUF-7	6600	RATE Band 12W-Peace Rv. (6600)	310	Power Generation Equipment	-	-	-	-	-
AUF-7	6600	RATE Band 12W-Peace Rv. (6600)	311	Pumping Equipment	17,512	17,512	0	-	17,512
AUF-7	6600	RATE Band 12W-Peace Rv. (6600)	320	Water Treatment Equipment	2,182	2,182	(0)	-	2,182
AUF-7	6600	RATE Band 12W-Peace Rv. (6600)	330	Distribution Reservoirs and Standpipes	17,256	17,257	(1)	-	17,257
AUF-7	6600	RATE Band 12W-Peace Rv. (6600)	331	Transmission and Distribution Mains	24,944	24,945	(1)	-	24,945
AUF-7	6600	RATE Band 12W-Peace Rv. (6600)	333	Services	2,304	2,304	0	-	2,304
AUF-7	6600	RATE Band 12W-Peace Rv. (6600)	334	Meters and Meter Installations	30,960	30,960	0	-	30,960
AUF-7	6600	RATE Band 12W-Peace Rv. (6600)	335	Hydrants	-	-	-	-	-
AUF-7	6600	RATE Band 12W-Peace Rv. (6600)	336	Backflow Prevention Devices	-	-	-	-	-
AUF-7	6600	RATE Band 12W-Peace Rv. (6600)	339	Other Plant Miscellaneous Equipment	2,024	2,024	0	-	2,024
AUF-7	6600	RATE Band 12W-Peace Rv. (6600)	340	Office Furniture and Equipment	-	-	-	-	-
AUF-7	6600	RATE Band 12W-Peace Rv. (6600)	341	Transportation Equipment	-	-	-	-	-
AUF-7	6600	RATE Band 12W-Peace Rv. (6600)	342	Stores Equipment	-	-	-	-	-
AUF-7	6600	RATE Band 12W-Peace Rv. (6600)	343	Tools, Shop and Garage Equipment	-	-	-	-	-
AUF-7	6600	RATE Band 12W-Peace Rv. (6600)	344	Laboratory Equipment	-	-	-	-	-
AUF-7	6600	RATE Band 12W-Peace Rv. (6600)	345	Power Operated Equipment	392	392	0	-	392
AUF-7	6600	RATE Band 12W-Peace Rv. (6600)	346	Communication Equipment	-	-	-	-	-
AUF-7	6600	RATE Band 12W-Peace Rv. (6600)	347	Miscellaneous Equipment	-	-	-	-	-
AUF-7	6600	RATE Band 12W-Peace Rv. (6600)	348	Other Tangible Plant	9,698	9,698	0	-	9,698
AUF-7	6600	RATE Band 12W-Peace Rv. (6600)	340.51	Computer Equipment	-	-	-	8,946	8,946
AUF-7	6600	RATE Band 12W-Peace Rv. (6600)		TOTAL WATER PLANT	151,195	151,195	(0)	8,946	160,141
AUF-S1		RATE Band 1WW	351	Organization	11,343	11,343	-	-	11,343
AUF-S1		RATE Band 1WW	352	Franchises	548	548	-	-	548
AUF-S1		RATE Band 1WW	353	Land and Land Rights	108,974	108,974	-	-	108,974
AUF-S1		RATE Band 1WW	354	Structures and Improvements	305,803	305,803	(0)	-	305,803
AUF-S1		RATE Band 1WW	355	Power Generation Equipment	45,818	45,818	0	-	45,818
AUF-S1		RATE Band 1WW	360	Collection Sewers - Force	40,069	40,069	0	-	40,069
AUF-S1		RATE Band 1WW	361	Collection Sewers - Gravity	406,816	406,816	0	-	406,816
AUF-S1		RATE Band 1WW	362	Special Collecting Structures	-	-	-	-	-
AUF-S1		RATE Band 1WW	363	Services to Customers	63,984	63,984	0	-	63,984
AUF-S1		RATE Band 1WW	364	Flow Measuring Devices	8,455	8,455	0	-	8,455
AUF-S1		RATE Band 1WW	365	Flow Measuring Installations	8,098	8,098	-	-	8,098
AUF-S1		RATE Band 1WW	366	Reuse Services	-	-	-	-	-
AUF-S1		RATE Band 1WW	367	Reuse Meters and Meter Installations	-	-	-	-	-
AUF-S1		RATE Band 1WW	370	Receiving Wells	21,269	21,269	(0)	-	21,269

2009 Annual Report Worksheet Names				Annual Report	MFR (A-5,6 p.2 of 4)		MFR (A-5,6 p.3 of 4)	MFR (A-5,6 p.4 of 4)
MFRCode	AU	Account No.	Account Name	12/2009	12/2009	Difference	Admin Alloc 12/2009	12/2009
AUF-S1	RATE Band 1WW	371	Pumping Equipment	195,104	195,103	1		195,103
AUF-S1	RATE Band 1WW	374	Reuse Distribution Reservoirs	-	-	-		-
AUF-S1	RATE Band 1WW	375	Reuse Transmission and	-	-	-		-
AUF-S1	RATE Band 1WW		Distribution System	-	-	-		-
AUF-S1	RATE Band 1WW	380	Treatment and Disposal Equipment	298,738	298,739	(1)		298,739
AUF-S1	RATE Band 1WW	381	Plant Sewers	-	-	-		-
AUF-S1	RATE Band 1WW	382	Outfall Sewer Lines	20,860	20,860	-		20,860
AUF-S1	RATE Band 1WW	389	Other Plant Miscellaneous Equipment	5,318	5,318	(0)		5,318
AUF-S1	RATE Band 1WW	390	Office Furniture and Equipment	-	-	-		-
AUF-S1	RATE Band 1WW	391	Transportation Equipment	-	-	-		-
AUF-S1	RATE Band 1WW	392	Stores Equipment	-	-	-		-
AUF-S1	RATE Band 1WW	393	Tools, Shop and Garage Equipment	3,490	3,490	0		3,490
AUF-S1	RATE Band 1WW	394	Laboratory Equipment	-	-	-		-
AUF-S1	RATE Band 1WW	395	Power Operated Equipment	-	-	-		-
AUF-S1	RATE Band 1WW	396	Communication Equipment	-	-	-		-
AUF-S1	RATE Band 1WW	397	Miscellaneous Equipment	42,983	42,983	-		42,983
AUF-S1	RATE Band 1WW	398	Other Tangible Plant	10,733	10,734	(1)		10,734
AUF-S1	RATE Band 1WW	390.71	Computer Equipment	-	-	-	96,632	96,632
AUF-S1	RATE Band 1WW		Total Wastewater Plant	1,598,403	1,598,404	(1)	96,632	1,695,036
AUF-S2	RATE Band 2WW	351	Organization	17,319	17,319	(0)		17,319
AUF-S2	RATE Band 2WW	352	Franchises	9,039	9,039	-		9,039
AUF-S2	RATE Band 2WW	353	Land and Land Rights	384,886	384,886	-		384,886
AUF-S2	RATE Band 2WW	354	Structures and Improvements	2,697,001	2,696,999	2		2,696,999
AUF-S2	RATE Band 2WW	355	Power Generation Equipment	204,916	204,916	(0)		204,916
AUF-S2	RATE Band 2WW	360	Collection Sewers - Force	1,319,524	1,319,524	0		1,319,524
AUF-S2	RATE Band 2WW	361	Collection Sewers - Gravity	1,623,802	1,623,803	(1)		1,623,803
AUF-S2	RATE Band 2WW	362	Special Collecting Structures	169,317	169,317	(0)		169,317
AUF-S2	RATE Band 2WW	363	Services to Customers	170,074	170,075	(1)		170,075
AUF-S2	RATE Band 2WW	364	Flow Measuring Devices	53,660	53,660	(0)		53,660
AUF-S2	RATE Band 2WW	365	Flow Measuring Installations	2,456	2,456	0		2,456
AUF-S2	RATE Band 2WW	366	Reuse Services	-	-	-		-
AUF-S2	RATE Band 2WW	367	Reuse Meters and Meter Installations	-	-	-		-
AUF-S2	RATE Band 2WW	370	Receiving Wells	205,546	205,546	0		205,546
AUF-S2	RATE Band 2WW	371	Pumping Equipment	1,433,250	1,433,250	0		1,433,250
AUF-S2	RATE Band 2WW	374	Reuse Distribution Reservoirs	33,131	33,131	(0)		33,131
AUF-S2	RATE Band 2WW		Reuse Transmission and	-	-	-		-
AUF-S2	RATE Band 2WW	375	Distribution System	14,379	14,379	0		14,379
AUF-S2	RATE Band 2WW	380	Treatment and Disposal Equipment	4,704,205	4,704,203	2		4,704,203
AUF-S2	RATE Band 2WW	381	Plant Sewers	368,273	368,272	1		368,272
AUF-S2	RATE Band 2WW	382	Outfall Sewer Lines	73,146	73,146	-		73,146
AUF-S2	RATE Band 2WW	389	Other Plant Miscellaneous Equipment	371,722	371,723	(1)		371,723
AUF-S2	RATE Band 2WW	390	Office Furniture and Equipment	25,735	25,735	(0)		25,735
AUF-S2	RATE Band 2WW	391	Transportation Equipment	119,292	119,293	(1)		119,293
AUF-S2	RATE Band 2WW	392	Stores Equipment	81	81	-		81
AUF-S2	RATE Band 2WW	393	Tools, Shop and Garage Equipment	27,562	27,562	(0)		27,562
AUF-S2	RATE Band 2WW	394	Laboratory Equipment	15,345	15,345	(0)		15,345
AUF-S2	RATE Band 2WW	395	Power Operated Equipment	69,881	69,881	0		69,881
AUF-S2	RATE Band 2WW	396	Communication Equipment	9,095	9,095	(0)		9,095
AUF-S2	RATE Band 2WW	397	Miscellaneous Equipment	12,696	12,695	1		12,695
AUF-S2	RATE Band 2WW	398	Other Tangible Plant	203,643	203,644	(1)		203,644
AUF-S2	RATE Band 2WW	390.71	Computer Equipment	-	-	-	401,998	401,998
AUF-S2	RATE Band 2WW		Total Wastewater Plant	14,338,976	14,338,976	0	401,998	14,740,974
AUF-S3	RATE Band 3WW	351	Organization	-	-	-		-
AUF-S3	RATE Band 3WW	352	Franchises	2,154	2,154	-		2,154
AUF-S3	RATE Band 3WW	353	Land and Land Rights	155,033	155,033	-		155,033
AUF-S3	RATE Band 3WW	354	Structures and Improvements	38,783	38,783	0		38,783
AUF-S3	RATE Band 3WW	355	Power Generation Equipment	-	-	-		-
AUF-S3	RATE Band 3WW	360	Collection Sewers - Force	660,315	660,315	0		660,315
AUF-S3	RATE Band 3WW	361	Collection Sewers - Gravity	923,110	923,110	(0)		923,110
AUF-S3	RATE Band 3WW	362	Special Collecting Structures	-	-	-		-
AUF-S3	RATE Band 3WW	363	Services to Customers	32,668	32,668	(0)		32,668
AUF-S3	RATE Band 3WW	364	Flow Measuring Devices	21,318	21,318	0		21,318
AUF-S3	RATE Band 3WW	365	Flow Measuring Installations	903	903	(0)		903
AUF-S3	RATE Band 3WW	366	Reuse Services	-	-	-		-
AUF-S3	RATE Band 3WW	367	Reuse Meters and Meter Installations	-	-	-		-
AUF-S3	RATE Band 3WW	370	Receiving Wells	251,915	251,915	0		251,915
AUF-S3	RATE Band 3WW	371	Pumping Equipment	200,766	200,766	0		200,766
AUF-S3	RATE Band 3WW	374	Reuse Distribution Reservoirs	-	-	-		-
AUF-S3	RATE Band 3WW	375	Reuse Transmission and	-	-	-		-
AUF-S3	RATE Band 3WW		Distribution System	-	-	-		-
AUF-S3	RATE Band 3WW	380	Treatment and Disposal Equipment	93,178	93,177	1		93,177
AUF-S3	RATE Band 3WW	381	Plant Sewers	263,458	263,458	-		263,458
AUF-S3	RATE Band 3WW	382	Outfall Sewer Lines	2,481	2,481	(0)		2,481
AUF-S3	RATE Band 3WW	389	Other Plant Miscellaneous Equipment	1,183,165	1,183,165	0		1,183,165
AUF-S3	RATE Band 3WW	390	Office Furniture and Equipment	4,124	4,124	-		4,124

2009 Annual Report Worksheet Names				Annual Report	MFR (A-5,6 p.2 of 4)		MFR (A-5,6 p.3 of 4)	
MFRCode	AU	Account No.	Account Name	12/2009	12/2009	Difference	Admin Alloc	MFR (A-5,6 p.4 of 4)
							12/2009	12/2009
AUF-S3		391	Transportation Equipment	-	-	-	-	-
AUF-S3		392	Stores Equipment	-	-	-	-	-
AUF-S3		393	Tools, Shop and Garage Equipment	12,063	12,063	(0)	-	12,063
AUF-S3		394	Laboratory Equipment	1,379	1,379	(0)	-	1,379
AUF-S3		395	Power Operated Equipment	1,538	1,538	(0)	-	1,538
AUF-S3		396	Communication Equipment	3,047	3,047	-	-	3,047
AUF-S3		397	Miscellaneous Equipment	881	881	(0)	-	881
AUF-S3		398	Other Tangible Plant	3,287	3,287	(0)	-	3,287
AUF-S3		390.71	Computer Equipment	-	-	-	52,090	52,090
AUF-S3		-	Total Wastewater Plant	3,855,566	3,855,566	(0)	52,090	3,907,656
AUF-S4		351	Organization	-	-	-	-	-
AUF-S4		352	Franchises	2,470	2,470	-	-	2,470
AUF-S4		353	Land and Land Rights	149,000	149,000	-	-	149,000
AUF-S4		354	Structures and Improvements	536,465	536,466	(1)	-	536,466
AUF-S4		355	Power Generation Equipment	24,971	24,971	0	-	24,971
AUF-S4		360	Collection Sewers - Force	609,034	609,035	(1)	-	609,035
AUF-S4		361	Collection Sewers - Gravity	67,061	67,061	0	-	67,061
AUF-S4		362	Special Collecting Structures	-	-	-	-	-
AUF-S4		363	Services to Customers	4,791	4,791	0	-	4,791
AUF-S4		364	Flow Measuring Devices	4,278	4,278	(0)	-	4,278
AUF-S4		365	Flow Measuring Installations	342	342	0	-	342
AUF-S4		366	Reuse Services	1,723	1,723	-	-	1,723
AUF-S4		367	Reuse Meters and Meter Installations	-	-	-	-	-
AUF-S4		370	Receiving Wells	394,366	394,366	0	-	394,366
AUF-S4		371	Pumping Equipment	235,127	235,127	(0)	-	235,127
AUF-S4		374	Reuse Distribution Reservoirs	91,520	91,520	-	-	91,520
AUF-S4		-	Reuse Transmission and	-	-	-	-	-
AUF-S4		375	Distribution System	9,235	9,235	(0)	-	9,235
AUF-S4		380	Treatment and Disposal Equipment	544,175	544,176	(1)	-	544,176
AUF-S4		381	Plant Sewers	84,457	84,457	0	-	84,457
AUF-S4		382	Outfall Sewer Lines	1,873	1,873	0	-	1,873
AUF-S4		389	Other Plant Miscellaneous Equipment	-	-	-	-	-
AUF-S4		390	Office Furniture and Equipment	13,925	13,925	0	-	13,925
AUF-S4		391	Transportation Equipment	-	-	-	-	-
AUF-S4		392	Stores Equipment	-	-	-	-	-
AUF-S4		393	Tools, Shop and Garage Equipment	10,360	10,360	0	-	10,360
AUF-S4		394	Laboratory Equipment	2,199	2,199	-	-	2,199
AUF-S4		395	Power Operated Equipment	581	581	(0)	-	581
AUF-S4		396	Communication Equipment	22,890	22,890	0	-	22,890
AUF-S4		397	Miscellaneous Equipment	9,188	9,188	-	-	9,188
AUF-S4		398	Other Tangible Plant	31,659	31,659	1	-	31,659
AUF-S4		390.71	Computer Equipment	-	-	-	8,759	8,759
AUF-S4		-	Total Wastewater Plant	2,851,691	2,851,691	(0)	8,759	2,860,451
AUF-5	6973	351	Organization	-	-	-	-	-
AUF-5	6973	352	Franchises	-	-	-	-	-
AUF-5	6973	353	Land and Land Rights	18,519	18,519	-	-	18,519
AUF-5	6973	354	Structures and Improvements	1,216	1,217	(1)	-	1,217
AUF-5	6973	355	Power Generation Equipment	4,243	4,243	(0)	-	4,243
AUF-5	6973	360	Collection Sewers - Force	19,248	19,248	0	-	19,248
AUF-5	6973	361	Collection Sewers - Gravity	100,926	100,926	(0)	-	100,926
AUF-5	6973	362	Special Collecting Structures	-	-	-	-	-
AUF-5	6973	363	Services to Customers	20,272	20,272	(0)	-	20,272
AUF-5	6973	364	Flow Measuring Devices	68	68	(0)	-	68
AUF-5	6973	365	Flow Measuring Installations	-	-	-	-	-
AUF-5	6973	366	Reuse Services	-	-	-	-	-
AUF-5	6973	367	Reuse Meters and Meter Installations	-	-	-	-	-
AUF-5	6973	370	Receiving Wells	17,577	17,577	-	-	17,577
AUF-5	6973	371	Pumping Equipment	1,340	1,340	(0)	-	1,340
AUF-5	6973	374	Reuse Distribution Reservoirs	-	-	-	-	-
AUF-5	6973	375	Reuse Transmission and	-	-	-	-	-
AUF-5	6973	-	Distribution System	-	-	-	-	-
AUF-5	6973	380	Treatment and Disposal Equipment	105,326	105,326	(0)	-	105,326
AUF-5	6973	381	Plant Sewers	336	336	-	-	336
AUF-5	6973	382	Outfall Sewer Lines	-	-	-	-	-
AUF-5	6973	389	Other Plant Miscellaneous Equipment	450	450	-	-	450
AUF-5	6973	390	Office Furniture and Equipment	112	112	0	-	112
AUF-5	6973	391	Transportation Equipment	-	-	-	-	-
AUF-5	6973	392	Stores Equipment	-	-	-	-	-
AUF-5	6973	393	Tools, Shop and Garage Equipment	-	-	-	-	-
AUF-5	6973	394	Laboratory Equipment	-	-	-	-	-
AUF-5	6973	395	Power Operated Equipment	206	206	0	-	206
AUF-5	6973	396	Communication Equipment	-	-	-	-	-
AUF-5	6973	397	Miscellaneous Equipment	-	-	-	-	-
AUF-5	6973	398	Other Tangible Plant	-	-	-	-	-
AUF-5	6973	390.71	Computer Equipment	-	-	-	11,369	11,369



2009 Annual Report Worksheet Names				Annual Report	MFR (A-5,6 p.2 of 4)		MFR (A-5,6 p.3 of 4)	MFR (A-5,6 p.4 of 4)
MFRCode	AU	Account No.	Account Name	12/2009	12/2009	Difference	Admin Alloc 12/2009	12/2009
AUF-5	6973	RATE Band 5WW-Breeze Hill(6973)	-	Total Wastewater Plant	289,839	289,840	(1)	301,208
AUF-6	6971	RATE Band 7WW-Fairways (6971)	351	Organization	-	-	-	-
AUF-6	6971	RATE Band 7WW-Fairways (6971)	352	Franchises	-	-	-	-
AUF-6	6971	RATE Band 7WW-Fairways (6971)	353	Land and Land Rights	24,904	24,904	-	24,904
AUF-6	6971	RATE Band 7WW-Fairways (6971)	354	Structures and Improvements	50,481	50,481	-	50,481
AUF-6	6971	RATE Band 7WW-Fairways (6971)	355	Power Generation Equipment	66,029	66,029	-	66,029
AUF-6	6971	RATE Band 7WW-Fairways (6971)	360	Collection Sewers - Force	38,244	38,244	-	38,244
AUF-6	6971	RATE Band 7WW-Fairways (6971)	361	Collection Sewers - Gravity	675,660	675,660	-	675,660
AUF-6	6971	RATE Band 7WW-Fairways (6971)	362	Special Collecting Structures	126,000	126,000	-	126,000
AUF-6	6971	RATE Band 7WW-Fairways (6971)	363	Services to Customers	637,875	637,875	-	637,875
AUF-6	6971	RATE Band 7WW-Fairways (6971)	364	Flow Measuring Devices	-	-	-	-
AUF-6	6971	RATE Band 7WW-Fairways (6971)	365	Flow Measuring Installations	-	-	-	-
AUF-6	6971	RATE Band 7WW-Fairways (6971)	366	Reuse Services	-	-	-	-
AUF-6	6971	RATE Band 7WW-Fairways (6971)	367	Reuse Meters and Meter installations	-	-	-	-
AUF-6	6971	RATE Band 7WW-Fairways (6971)	370	Receiving Wells	-	-	-	-
AUF-6	6971	RATE Band 7WW-Fairways (6971)	371	Pumping Equipment	53,877	53,877	-	53,877
AUF-6	6971	RATE Band 7WW-Fairways (6971)	374	Reuse Distribution Reservoirs	-	-	-	-
AUF-6	6971	RATE Band 7WW-Fairways (6971)	375	Reuse Transmission and	-	-	-	-
AUF-6	6971	RATE Band 7WW-Fairways (6971)	-	Distribution System	-	-	-	-
AUF-6	6971	RATE Band 7WW-Fairways (6971)	380	Treatment and Disposal Equipment	517,126	517,126	(0)	517,126
AUF-6	6971	RATE Band 7WW-Fairways (6971)	381	Plant Sewers	-	-	-	-
AUF-6	6971	RATE Band 7WW-Fairways (6971)	382	Outfall Sewer Lines	-	-	-	-
AUF-6	6971	RATE Band 7WW-Fairways (6971)	389	Other Plant Miscellaneous Equipment	-	-	-	-
AUF-6	6971	RATE Band 7WW-Fairways (6971)	390	Office Furniture and Equipment	-	-	-	-
AUF-6	6971	RATE Band 7WW-Fairways (6971)	391	Transportation Equipment	-	-	-	-
AUF-6	6971	RATE Band 7WW-Fairways (6971)	392	Stores Equipment	-	-	-	-
AUF-6	6971	RATE Band 7WW-Fairways (6971)	393	Tools, Shop and Garage Equipment	-	-	-	-
AUF-6	6971	RATE Band 7WW-Fairways (6971)	394	Laboratory Equipment	-	-	-	-
AUF-6	6971	RATE Band 7WW-Fairways (6971)	395	Power Operated Equipment	-	-	-	-
AUF-6	6971	RATE Band 7WW-Fairways (6971)	396	Communication Equipment	-	-	-	-
AUF-6	6971	RATE Band 7WW-Fairways (6971)	397	Miscellaneous Equipment	-	-	-	-
AUF-6	6971	RATE Band 7WW-Fairways (6971)	398	Other Tangible Plant	-	-	-	-
AUF-6	6971	RATE Band 7WW-Fairways (6971)	390.71	Computer Equipment	-	-	22,178	22,178
AUF-6	6971	RATE Band 7WW-Fairways (6971)	-	Total Wastewater Plant	2,190,196	2,190,196	(0)	2,212,374
AUF-7	6397	RATE Band 10WW-Peace Rvr (6397)	351	Organization	-	-	-	-
AUF-7	6397	RATE Band 10WW-Peace Rvr (6397)	352	Franchises	-	-	-	-
AUF-7	6397	RATE Band 10WW-Peace Rvr (6397)	353	Land and Land Rights	18,634	18,634	(0)	18,634
AUF-7	6397	RATE Band 10WW-Peace Rvr (6397)	354	Structures and Improvements	11,923	11,922	1	11,922
AUF-7	6397	RATE Band 10WW-Peace Rvr (6397)	355	Power Generation Equipment	-	-	-	-
AUF-7	6397	RATE Band 10WW-Peace Rvr (6397)	360	Collection Sewers - Force	151,077	151,077	(0)	151,077
AUF-7	6397	RATE Band 10WW-Peace Rvr (6397)	361	Collection Sewers - Gravity	5,537	5,537	(0)	5,537
AUF-7	6397	RATE Band 10WW-Peace Rvr (6397)	362	Special Collecting Structures	-	-	-	-
AUF-7	6397	RATE Band 10WW-Peace Rvr (6397)	363	Services to Customers	-	-	-	-
AUF-7	6397	RATE Band 10WW-Peace Rvr (6397)	364	Flow Measuring Devices	-	-	-	-
AUF-7	6397	RATE Band 10WW-Peace Rvr (6397)	365	Flow Measuring Installations	-	-	-	-
AUF-7	6397	RATE Band 10WW-Peace Rvr (6397)	366	Reuse Services	-	-	-	-
AUF-7	6397	RATE Band 10WW-Peace Rvr (6397)	367	Reuse Meters and Meter Installations	-	-	-	-
AUF-7	6397	RATE Band 10WW-Peace Rvr (6397)	370	Receiving Wells	-	-	-	-
AUF-7	6397	RATE Band 10WW-Peace Rvr (6397)	371	Pumping Equipment	24,474	24,474	1	24,474
AUF-7	6397	RATE Band 10WW-Peace Rvr (6397)	374	Reuse Distribution Reservoirs	-	-	-	-
AUF-7	6397	RATE Band 10WW-Peace Rvr (6397)	375	Reuse Transmission and	-	-	-	-
AUF-7	6397	RATE Band 10WW-Peace Rvr (6397)	-	Distribution System	-	-	-	-
AUF-7	6397	RATE Band 10WW-Peace Rvr (6397)	380	Treatment and Disposal Equipment	5,069	5,069	0	5,069
AUF-7	6397	RATE Band 10WW-Peace Rvr (6397)	381	Plant Sewers	-	-	-	-
AUF-7	6397	RATE Band 10WW-Peace Rvr (6397)	382	Outfall Sewer Lines	-	-	-	-
AUF-7	6397	RATE Band 10WW-Peace Rvr (6397)	389	Other Plant Miscellaneous Equipment	2,039	2,039	0	2,039
AUF-7	6397	RATE Band 10WW-Peace Rvr (6397)	390	Office Furniture and Equipment	-	-	-	-
AUF-7	6397	RATE Band 10WW-Peace Rvr (6397)	391	Transportation Equipment	-	-	-	-
AUF-7	6397	RATE Band 10WW-Peace Rvr (6397)	392	Stores Equipment	-	-	-	-
AUF-7	6397	RATE Band 10WW-Peace Rvr (6397)	393	Tools, Shop and Garage Equipment	832	832	(0)	832
AUF-7	6397	RATE Band 10WW-Peace Rvr (6397)	394	Laboratory Equipment	-	-	-	-
AUF-7	6397	RATE Band 10WW-Peace Rvr (6397)	395	Power Operated Equipment	-	-	-	-
AUF-7	6397	RATE Band 10WW-Peace Rvr (6397)	396	Communication Equipment	-	-	-	-
AUF-7	6397	RATE Band 10WW-Peace Rvr (6397)	397	Miscellaneous Equipment	709	709	(0)	709
AUF-7	6397	RATE Band 10WW-Peace Rvr (6397)	398	Other Tangible Plant	9,321	9,321	(0)	9,321
AUF-7	6397	RATE Band 10WW-Peace Rvr (6397)	390.71	Computer Equipment	-	-	8,480	8,480
AUF-7	6397	RATE Band 10WW-Peace Rvr (6397)	-	Total Wastewater Plant	229,615	229,615	0	238,095

		Acct No.		Accumulated Depreciation	108	108		MFR (A-9,10 p.3 of 4)	
		2009 Annual Report Worksheet Names			Annual Report	MFR (A-9,10 p.2 of 4)		Admin Alloc	MFR (A-9,10 p.4 of 4)
MFRCode	AU		Account No.	Account Name	12/2009	12/2009	Difference	12/2009	12/2009
AUF-W1		RATE Band 1W			-	-	-	-	-
AUF-W1		RATE Band 1W	301	Organization	6,676	6,676	(0)		6,676
AUF-W1		RATE Band 1W	302	Franchises	3,126	3,125	1		3,125
AUF-W1		RATE Band 1W	304	Structures and Improvements	153,453	153,453	(0)		153,453
AUF-W1		RATE Band 1W	305	Collecting and Impounding Reservoirs	197	197	(0)		197
AUF-W1		RATE Band 1W	306	Lake, River and Other Intakes	-	-	-		-
AUF-W1		RATE Band 1W	307	Wells and Springs	187,417	187,419	(2)		187,419
AUF-W1		RATE Band 1W	308	Infiltration Galleries and Tunnels	-	-	-		-
AUF-W1		RATE Band 1W	309	Supply Mains	107,762	107,762	0		107,762
AUF-W1		RATE Band 1W	310	Power Generation Equipment	206,717	206,717	0		206,717
AUF-W1		RATE Band 1W	311	Pumping Equipment	273,473	273,474	(1)		273,474
AUF-W1		RATE Band 1W	320	Water Treatment Equipment	184,067	184,067	(0)		184,067
AUF-W1		RATE Band 1W	330	Distribution Reservoirs and Standpipes	137,321	137,321	0		137,321
AUF-W1		RATE Band 1W	331	Transmission and Distribution Mains	1,001,056	1,001,054	2		1,001,054
AUF-W1		RATE Band 1W	333	Services	54,487	54,487	(0)		54,487
AUF-W1		RATE Band 1W	334	Meters and Meter Installations	(12,515)	(12,515)	0		(12,515)
AUF-W1		RATE Band 1W	335	Hydrants	(1,214)	(1,213)	(1)		(1,213)
AUF-W1		RATE Band 1W	336	Backflow Prevention Devices	-	-	-		-
AUF-W1		RATE Band 1W	339	Other Plant Miscellaneous Equipment	8,132	8,131	1		8,131
AUF-W1		RATE Band 1W	340	Office Furniture and Equipment	54,582	54,583	(1)		54,583
AUF-W1		RATE Band 1W	341	Transportation Equipment	302,632	302,632	(0)		302,632
AUF-W1		RATE Band 1W	342	Stores Equipment	-	-	-		-
AUF-W1		RATE Band 1W	343	Tools, Shop and Garage Equipment	18,276	18,277	(1)		18,277
AUF-W1		RATE Band 1W	344	Laboratory Equipment	199	199	-		199
AUF-W1		RATE Band 1W	345	Power Operated Equipment	5,537	5,537	0		5,537
AUF-W1		RATE Band 1W	346	Communication Equipment	20,954	20,954	(0)		20,954
AUF-W1		RATE Band 1W	347	Miscellaneous Equipment	19,093	19,093	(0)		19,093
AUF-W1		RATE Band 1W	348	Other Tangible Plant	51,679	51,679	(0)		51,679
AUF-W1		RATE Band 1W	340.51	Computer Equipment	-	-	-	210,915	210,915
AUF-W1		RATE Band 1W		TOTAL WATER ACCUMULATED DEPRECIATION	2,783,107	2,783,108	(1)	210,915	2,994,023
AUF-W2		RATE Band 2W			-	-	-	-	-
AUF-W2		RATE Band 2W	301	Organization	-	-	-	-	-
AUF-W2		RATE Band 2W	302	Franchises	5,849	5,849	(0)		5,849
AUF-W2		RATE Band 2W	304	Structures and Improvements	70,616	70,617	(1)		70,617
AUF-W2		RATE Band 2W	305	Collecting and Impounding Reservoirs	-	-	-		-
AUF-W2		RATE Band 2W	306	Lake, River and Other Intakes	-	-	-		-
AUF-W2		RATE Band 2W	307	Wells and Springs	67,991	67,991	0		67,991
AUF-W2		RATE Band 2W	308	Infiltration Galleries and Tunnels	-	-	-		-
AUF-W2		RATE Band 2W	309	Supply Mains	36,117	36,117	0		36,117
AUF-W2		RATE Band 2W	310	Power Generation Equipment	169,283	169,282	1		169,282
AUF-W2		RATE Band 2W	311	Pumping Equipment	178,500	178,501	(1)		178,501
AUF-W2		RATE Band 2W	320	Water Treatment Equipment	(19,229)	(19,229)	0		(19,229)
AUF-W2		RATE Band 2W	330	Distribution Reservoirs and Standpipes	337,561	337,560	1		337,560
AUF-W2		RATE Band 2W	331	Transmission and Distribution Mains	1,036,005	1,036,005	0		1,036,005
AUF-W2		RATE Band 2W	333	Services	75,220	75,220	0		75,220
AUF-W2		RATE Band 2W	334	Meters and Meter Installations	(114,766)	(114,766)	0		(114,766)
AUF-W2		RATE Band 2W	335	Hydrants	5,754	5,755	(1)		5,755
AUF-W2		RATE Band 2W	336	Backflow Prevention Devices	362	362	(0)		362
AUF-W2		RATE Band 2W	339	Other Plant Miscellaneous Equipment	238	238	(0)		238
AUF-W2		RATE Band 2W	340	Office Furniture and Equipment	21,306	21,370	(64)		21,370
AUF-W2		RATE Band 2W	341	Transportation Equipment	32,647	32,583	64		32,583
AUF-W2		RATE Band 2W	342	Stores Equipment	205	205	-		205
AUF-W2		RATE Band 2W	343	Tools, Shop and Garage Equipment	9,454	9,454	0		9,454
AUF-W2		RATE Band 2W	344	Laboratory Equipment	3,328	3,328	0		3,328
AUF-W2		RATE Band 2W	345	Power Operated Equipment	1,124	1,124	-		1,124
AUF-W2		RATE Band 2W	346	Communication Equipment	12,799	12,799	(0)		12,799
AUF-W2		RATE Band 2W	347	Miscellaneous Equipment	7,261	7,261	(0)		7,261
AUF-W2		RATE Band 2W	348	Other Tangible Plant	6,659	6,659	0		6,659
AUF-W2		RATE Band 2W	340.51	Computer Equipment	-	-	-	96,207	96,207
AUF-W2		RATE Band 2W		TOTAL WATER ACCUMULATED DEPRECIATION	1,944,284	1,944,285	(1)	96,207	2,040,492
AUF-W3		RATE Band 3W			-	-	-	-	-
AUF-W3		RATE Band 3W	301	Organization	245	245	0		245
AUF-W3		RATE Band 3W	302	Franchises	1,292	1,292	0		1,292
AUF-W3		RATE Band 3W	304	Structures and Improvements	65,670	65,671	(1)		65,671
AUF-W3		RATE Band 3W	305	Collecting and Impounding Reservoirs	-	-	-		-
AUF-W3		RATE Band 3W	306	Lake, River and Other Intakes	-	-	-		-
AUF-W3		RATE Band 3W	307	Wells and Springs	21,097	21,098	(1)		21,098
AUF-W3		RATE Band 3W	308	Infiltration Galleries and Tunnels	-	-	-		-
AUF-W3		RATE Band 3W	309	Supply Mains	10,534	10,534	0		10,534
AUF-W3		RATE Band 3W	310	Power Generation Equipment	73,313	73,313	(0)		73,313
AUF-W3		RATE Band 3W	311	Pumping Equipment	58,297	58,297	0		58,297
AUF-W3		RATE Band 3W	320	Water Treatment Equipment	(3,607)	(3,607)	(0)		(3,607)
AUF-W3		RATE Band 3W	330	Distribution Reservoirs and Standpipes	83,680	83,681	(1)		83,681
AUF-W3		RATE Band 3W	331	Transmission and Distribution Mains	183,025	183,027	(2)		183,027

2009 Annual Report Worksheet Names				Annual Report	MFR (A-9,10 p.2 of 4)		MFR (A-9,10 p.3 of 4)	MFR (A-9,10 p.4 of 4)
MFRCode	AU	Account No.	Account Name	12/2009	12/2009	Difference	Admin Alloc	12/2009
AUF-W3		RATE Band 3W	333 Services	17,091	17,092	(1)		17,092
AUF-W3		RATE Band 3W	334 Meters and Meter Installations	(31,897)	(31,897)	(0)		(31,897)
AUF-W3		RATE Band 3W	335 Hydrants	5,654	5,654	(0)		5,654
AUF-W3		RATE Band 3W	336 Backflow Prevention Devices	-	-	-		-
AUF-W3		RATE Band 3W	339 Other Plant Miscellaneous Equipment	18,978	18,978	1		18,978
AUF-W3		RATE Band 3W	340 Office Furniture and Equipment	961	961	0		961
AUF-W3		RATE Band 3W	341 Transportation Equipment	39,567	39,567	(0)		39,567
AUF-W3		RATE Band 3W	342 Stores Equipment	-	-	-		-
AUF-W3		RATE Band 3W	343 Tools, Shop and Garage Equipment	5,489	5,489	1		5,489
AUF-W3		RATE Band 3W	344 Laboratory Equipment	-	-	-		-
AUF-W3		RATE Band 3W	345 Power Operated Equipment	-	-	-		-
AUF-W3		RATE Band 3W	346 Communication Equipment	-	-	-		-
AUF-W3		RATE Band 3W	347 Miscellaneous Equipment	3,385	3,384	1		3,384
AUF-W3		RATE Band 3W	348 Other Tangible Plant	496	496	0		496
AUF-W3		RATE Band 3W	340.51 Computer Equipment	-	-	-	59,319	59,319
AUF-W3		RATE Band 3W	TOTAL WATER ACCUMULATED DEPRECIATION	553,271	553,274	(3)	59,319	612,593
AUF-W4		RATE Band 4W	-	-	-	-		-
AUF-W4		RATE Band 4W	301 Organization	2,810	2,810	0		2,810
AUF-W4		RATE Band 4W	302 Franchises	7,037	7,039	(2)		7,039
AUF-W4		RATE Band 4W	304 Structures and Improvements	183,848	183,848	1		183,848
AUF-W4		RATE Band 4W	305 Collecting and Impounding Reservoirs	-	-	-		-
AUF-W4		RATE Band 4W	306 Lake, River and Other Intakes	-	-	-		-
AUF-W4		RATE Band 4W	307 Wells and Springs	101,169	101,170	(1)		101,170
AUF-W4		RATE Band 4W	308 Infiltration Galleries and Tunnels	-	-	-		-
AUF-W4		RATE Band 4W	309 Supply Mains	76,744	76,745	(1)		76,745
AUF-W4		RATE Band 4W	310 Power Generation Equipment	278,483	278,482	1		278,482
AUF-W4		RATE Band 4W	311 Pumping Equipment	192,517	192,515	2		192,515
AUF-W4		RATE Band 4W	320 Water Treatment Equipment	171,157	171,156	1		171,156
AUF-W4		RATE Band 4W	330 Distribution Reservoirs and Standpipes	381,106	381,105	1		381,105
AUF-W4		RATE Band 4W	331 Transmission and Distribution Mains	588,442	588,443	(1)		588,443
AUF-W4		RATE Band 4W	333 Services	118,168	118,169	(1)		118,169
AUF-W4		RATE Band 4W	334 Meters and Meter Installations	(85,792)	(85,793)	1		(85,793)
AUF-W4		RATE Band 4W	335 Hydrants	44,675	44,675	0		44,675
AUF-W4		RATE Band 4W	336 Backflow Prevention Devices	17,862	17,862	(0)		17,862
AUF-W4		RATE Band 4W	339 Other Plant Miscellaneous Equipment	159,826	159,826	(0)		159,826
AUF-W4		RATE Band 4W	340 Office Furniture and Equipment	25,360	25,360	(0)		25,360
AUF-W4		RATE Band 4W	341 Transportation Equipment	26,633	26,634	(1)		26,634
AUF-W4		RATE Band 4W	342 Stores Equipment	-	-	-		-
AUF-W4		RATE Band 4W	343 Tools, Shop and Garage Equipment	(2,462)	(2,462)	0		(2,462)
AUF-W4		RATE Band 4W	344 Laboratory Equipment	5,524	5,525	(1)		5,525
AUF-W4		RATE Band 4W	345 Power Operated Equipment	3,532	3,532	(0)		3,532
AUF-W4		RATE Band 4W	346 Communication Equipment	31,735	31,734	1		31,734
AUF-W4		RATE Band 4W	347 Miscellaneous Equipment	16,109	16,110	(1)		16,110
AUF-W4		RATE Band 4W	348 Other Tangible Plant	16,901	16,902	(1)		16,902
AUF-W4		RATE Band 4W	340.51 Computer Equipment	-	-	-	258,293	258,293
AUF-W4		RATE Band 4W	TOTAL WATER ACCUMULATED DEPRECIATION	2,361,384	2,361,387	(3)	258,293	2,619,681
AUF-5	6972	RATE Band SW-Breeze Hill (6972)	-	-	-	-		-
AUF-5	6972	RATE Band SW-Breeze Hill (6972)	301 Organization	-	-	-		-
AUF-5	6972	RATE Band SW-Breeze Hill (6972)	302 Franchises	-	-	-		-
AUF-5	6972	RATE Band SW-Breeze Hill (6972)	304 Structures and Improvements	2,125	2,125	0		2,125
AUF-5	6972	RATE Band SW-Breeze Hill (6972)	305 Collecting and Impounding Reservoirs	-	-	-		-
AUF-5	6972	RATE Band SW-Breeze Hill (6972)	306 Lake, River and Other Intakes	-	-	-		-
AUF-5	6972	RATE Band SW-Breeze Hill (6972)	307 Wells and Springs	2,918	2,918	-		2,918
AUF-5	6972	RATE Band SW-Breeze Hill (6972)	308 Infiltration Galleries and Tunnels	-	-	-		-
AUF-5	6972	RATE Band SW-Breeze Hill (6972)	309 Supply Mains	136	136	(0)		136
AUF-5	6972	RATE Band SW-Breeze Hill (6972)	310 Power Generation Equipment	1,068	1,067	1		1,067
AUF-5	6972	RATE Band SW-Breeze Hill (6972)	311 Pumping Equipment	9,468	9,468	(0)		9,468
AUF-5	6972	RATE Band SW-Breeze Hill (6972)	320 Water Treatment Equipment	239	239	(0)		239
AUF-5	6972	RATE Band SW-Breeze Hill (6972)	330 Distribution Reservoirs and Standpipes	14,677	14,677	0		14,677
AUF-5	6972	RATE Band SW-Breeze Hill (6972)	331 Transmission and Distribution Mains	25,113	25,114	(1)		25,114
AUF-5	6972	RATE Band SW-Breeze Hill (6972)	333 Services	10,675	10,675	0		10,675
AUF-5	6972	RATE Band SW-Breeze Hill (6972)	334 Meters and Meter Installations	13,051	13,051	(0)		13,051
AUF-5	6972	RATE Band SW-Breeze Hill (6972)	335 Hydrants	3,100	3,100	0		3,100
AUF-5	6972	RATE Band SW-Breeze Hill (6972)	336 Backflow Prevention Devices	-	-	-		-
AUF-5	6972	RATE Band SW-Breeze Hill (6972)	339 Other Plant Miscellaneous Equipment	25	25	(0)		25
AUF-5	6972	RATE Band SW-Breeze Hill (6972)	340 Office Furniture and Equipment	99	99	(0)		99
AUF-5	6972	RATE Band SW-Breeze Hill (6972)	341 Transportation Equipment	-	-	-		-
AUF-5	6972	RATE Band SW-Breeze Hill (6972)	342 Stores Equipment	-	-	-		-
AUF-5	6972	RATE Band SW-Breeze Hill (6972)	343 Tools, Shop and Garage Equipment	-	-	-		-
AUF-5	6972	RATE Band SW-Breeze Hill (6972)	344 Laboratory Equipment	-	-	-		-
AUF-5	6972	RATE Band SW-Breeze Hill (6972)	345 Power Operated Equipment	77	77	(0)		77
AUF-5	6972	RATE Band SW-Breeze Hill (6972)	346 Communication Equipment	-	-	-		-
AUF-5	6972	RATE Band SW-Breeze Hill (6972)	347 Miscellaneous Equipment	-	-	-		-
AUF-5	6972	RATE Band SW-Breeze Hill (6972)	348 Other Tangible Plant	-	-	-		-
AUF-5	6972	RATE Band SW-Breeze Hill (6972)	340.51 Computer Equipment	-	-	-	4,768	4,768

2009 Annual Report Worksheet Names				Annual Report	MFR (A-9,10 p.2 of 4)		MFR (A-9,10 p.3 of 4)	MFR (A-9,10 p.4 of 4)
MFRCode	AU	Account No.	Account Name	12/2009	12/2009	Difference	Admin Alloc 12/2009	12/2009
AUF-6	6972		RATE Band 5W-Breeze Hill (6972)					
			TOTAL WATER ACCUMULATED DEPRECIATION	82,771	82,771	(0)	4,768	87,540
AUF-6	6970		RATE Band 10W-Fairways (6970)					
AUF-6	6970	301	Organization	-	-	-		-
AUF-6	6970	302	Franchises	-	-	-		-
AUF-6	6970	304	Structures and Improvements	11,904	11,904	(0)		11,904
AUF-6	6970	305	Collecting and Impounding Reservoirs	-	-	-		-
AUF-6	6970	306	Lake, River and Other Intakes	-	-	-		-
AUF-6	6970	307	Wells and Springs	20,732	20,732	(0)		20,732
AUF-6	6970	308	Infiltration Galleries and Tunnels	-	-	-		-
AUF-6	6970	309	Supply Mains	-	-	-		-
AUF-6	6970	310	Power Generation Equipment	8,991	8,991	0		8,991
AUF-6	6970	311	Pumping Equipment	16,363	16,363	-		16,363
AUF-6	6970	320	Water Treatment Equipment	6,280	6,279	1		6,279
AUF-6	6970	330	Distribution Reservoirs and Standpipes	9,824	9,824	0		9,824
AUF-6	6970	331	Transmission and Distribution Mains	80,311	80,311	(0)		80,311
AUF-6	6970	333	Services	15,884	15,884	(0)		15,884
AUF-6	6970	334	Meters and Meter Installations	(91,339)	(91,339)	(0)		(91,339)
AUF-6	6970	335	Hydrants	4,278	4,278	(0)		4,278
AUF-6	6970	336	Backflow Prevention Devices	-	-	-		-
AUF-6	6970	339	Other Plant Miscellaneous Equipment	-	-	-		-
AUF-6	6970	340	Office Furniture and Equipment	-	-	-		-
AUF-6	6970	341	Transportation Equipment	-	-	-		-
AUF-6	6970	342	Stores Equipment	-	-	-		-
AUF-6	6970	343	Tools, Shop and Garage Equipment	-	-	-		-
AUF-6	6970	344	Laboratory Equipment	-	-	-		-
AUF-6	6970	345	Power Operated Equipment	-	-	-		-
AUF-6	6970	346	Communication Equipment	-	-	-		-
AUF-6	6970	347	Miscellaneous Equipment	-	-	-		-
AUF-6	6970	348	Other Tangible Plant	-	-	-		-
AUF-6	6970	340.51	Computer Equipment	-	-	-	17,815	17,815
AUF-6	6970		TOTAL WATER ACCUMULATED DEPRECIATION	83,228	83,228	(0)	17,815	101,043
AUF-7	6600		RATE Band 12W-Peace Rv. (6600)					
AUF-7	6600	301	Organization	-	-	-		-
AUF-7	6600	302	Franchises	-	-	-		-
AUF-7	6600	304	Structures and Improvements	299	298	1		298
AUF-7	6600	305	Collecting and Impounding Reservoirs	-	-	-		-
AUF-7	6600	306	Lake, River and Other Intakes	-	-	-		-
AUF-7	6600	307	Wells and Springs	-	-	-		-
AUF-7	6600	308	Infiltration Galleries and Tunnels	-	-	-		-
AUF-7	6600	309	Supply Mains	27	27	-		27
AUF-7	6600	310	Power Generation Equipment	-	-	-		-
AUF-7	6600	311	Pumping Equipment	(342)	(342)	0		(342)
AUF-7	6600	320	Water Treatment Equipment	(192)	(192)	(0)		(192)
AUF-7	6600	330	Distribution Reservoirs and Standpipes	(735)	(735)	(0)		(735)
AUF-7	6600	331	Transmission and Distribution Mains	158	158	0		158
AUF-7	6600	333	Services	-	-	-		-
AUF-7	6600	334	Meters and Meter Installations	2,382	2,382	(0)		2,382
AUF-7	6600	335	Hydrants	-	-	-		-
AUF-7	6600	336	Backflow Prevention Devices	-	-	-		-
AUF-7	6600	339	Other Plant Miscellaneous Equipment	215	216	(1)		216
AUF-7	6600	340	Office Furniture and Equipment	-	-	-		-
AUF-7	6600	341	Transportation Equipment	-	-	-		-
AUF-7	6600	342	Stores Equipment	-	-	-		-
AUF-7	6600	343	Tools, Shop and Garage Equipment	-	-	-		-
AUF-7	6600	344	Laboratory Equipment	-	-	-		-
AUF-7	6600	345	Power Operated Equipment	158	158	0		158
AUF-7	6600	346	Communication Equipment	-	-	-		-
AUF-7	6600	347	Miscellaneous Equipment	-	-	-		-
AUF-7	6600	348	Other Tangible Plant	4,688	4,688	0		4,688
AUF-7	6600	340.51	Computer Equipment	-	-	-	3,662	3,662
AUF-7	6600		TOTAL WATER ACCUMULATED DEPRECIATION	6,658	6,658	0	3,662	10,320
AUF-S1			RATE Band 1WW					
AUF-S1		351	Organization	3,889	3,889	(0)		3,889
AUF-S1		352	Franchises	254	255	(1)		255
AUF-S1		354	Structures and Improvements	175,971	175,972	(1)		175,972
AUF-S1		355	Power Generation Equipment	7,876	7,876	(0)		7,876
AUF-S1		360	Collection Sewers - Force	(4,806)	(4,807)	1		(4,807)
AUF-S1		361	Collection Sewers - Gravity	243,595	243,595	(0)		243,595
AUF-S1		362	Special Collecting Structures	-	-	-		-
AUF-S1		363	Services to Customers	36,664	36,665	(1)		36,665
AUF-S1		364	Flow Measuring Devices	2,611	2,611	0		2,611
AUF-S1		365	Flow Measuring Installations	8,098	8,098	-		8,098
AUF-S1		366	Reuse Services	-	-	-		-
AUF-S1		367	Reuse Meters and Meter Installations	-	-	-		-
AUF-S1		370	Receiving Wells	11,803	11,803	0		11,803



2009 Annual Report Worksheet Names				Annual Report	MFR (A-9,10 p.2 of 4)		MFR (A-9,10 p.3 of 4)	MFR (A-9,10 p.4 of 4)
MFRCode	AU	Account No.	Account Name	12/2009	12/2009	Difference	Admin Alloc 12/2009	12/2009
AUF-S1		RATE Band 1WW	371 Pumping Equipment	143,694	143,694	(0)		143,694
AUF-S1		RATE Band 1WW	374 Reuse Distribution Reservoirs	-	-	-		-
AUF-S1		RATE Band 1WW	375 Reuse Transmission and Distribution System	-	-	-		-
AUF-S1		RATE Band 1WW	380 Treatment and Disposal Equipment	220,557	220,557	(0)		220,557
AUF-S1		RATE Band 1WW	381 Plant Sewers	-	-	-		-
AUF-S1		RATE Band 1WW	382 Outfall Sewer Lines	12,855	12,854	1		12,854
AUF-S1		RATE Band 1WW	389 Other Plant Miscellaneous Equipment	3,599	3,599	0		3,599
AUF-S1		RATE Band 1WW	390 Office Furniture and Equipment	-	-	-		-
AUF-S1		RATE Band 1WW	391 Transportation Equipment	-	-	-		-
AUF-S1		RATE Band 1WW	392 Stores Equipment	-	-	-		-
AUF-S1		RATE Band 1WW	393 Tools, Shop and Garage Equipment	280	279	1		279
AUF-S1		RATE Band 1WW	394 Laboratory Equipment	-	-	-		-
AUF-S1		RATE Band 1WW	395 Power Operated Equipment	-	-	-		-
AUF-S1		RATE Band 1WW	396 Communication Equipment	-	-	-		-
AUF-S1		RATE Band 1WW	397 Miscellaneous Equipment	45,477	45,477	-		45,477
AUF-S1		RATE Band 1WW	398 Other Tangible Plant	5,188	5,188	(0)		5,188
AUF-S1		RATE Band 1WW	390.71 Computer Equipment	-	-	-	39,558	39,558
AUF-S1		RATE Band 1WW	Total Depreciable Wastewater Plant in Service	917,605	917,606	(1)	39,558	957,165
AUF-S2				-	-	-		-
AUF-S2		RATE Band 2WW	351 Organization	8,203	8,203	(0)		8,203
AUF-S2		RATE Band 2WW	352 Franchises	4,625	4,626	(1)		4,626
AUF-S2		RATE Band 2WW	354 Structures and Improvements	796,784	796,785	(1)		796,785
AUF-S2		RATE Band 2WW	355 Power Generation Equipment	67,491	67,491	(0)		67,491
AUF-S2		RATE Band 2WW	360 Collection Sewers - Force	402,388	402,388	(0)		402,388
AUF-S2		RATE Band 2WW	361 Collection Sewers - Gravity	605,508	605,506	2		605,506
AUF-S2		RATE Band 2WW	362 Special Collecting Structures	15,214	15,214	0		15,214
AUF-S2		RATE Band 2WW	363 Services to Customers	89,343	89,345	(2)		89,345
AUF-S2		RATE Band 2WW	364 Flow Measuring Devices	49,086	49,085	1		49,085
AUF-S2		RATE Band 2WW	365 Flow Measuring Installations	(616)	(616)	(0)		(616)
AUF-S2		RATE Band 2WW	366 Reuse Services	-	-	-		-
AUF-S2		RATE Band 2WW	367 Reuse Meters and Meter Installations	-	-	-		-
AUF-S2		RATE Band 2WW	370 Receiving Wells	98,035	98,037	(2)		98,037
AUF-S2		RATE Band 2WW	371 Pumping Equipment	689,617	689,616	1		689,616
AUF-S2		RATE Band 2WW	374 Reuse Distribution Reservoirs	7,370	7,370	(0)		7,370
AUF-S2		RATE Band 2WW	Reuse Transmission and	-	-	-		-
AUF-S2		RATE Band 2WW	375 Distribution System	2,823	2,823	(0)		2,823
AUF-S2		RATE Band 2WW	380 Treatment and Disposal Equipment	2,998,673	2,998,672	1		2,998,672
AUF-S2		RATE Band 2WW	381 Plant Sewers	134,559	134,559	0		134,559
AUF-S2		RATE Band 2WW	382 Outfall Sewer Lines	63,817	63,816	1		63,816
AUF-S2		RATE Band 2WW	389 Other Plant Miscellaneous Equipment	252,633	252,632	1		252,632
AUF-S2		RATE Band 2WW	390 Office Furniture and Equipment	17,273	17,274	(1)		17,274
AUF-S2		RATE Band 2WW	391 Transportation Equipment	57,441	57,441	0		57,441
AUF-S2		RATE Band 2WW	392 Stores Equipment	86	86	-		86
AUF-S2		RATE Band 2WW	393 Tools, Shop and Garage Equipment	8,424	8,424	0		8,424
AUF-S2		RATE Band 2WW	394 Laboratory Equipment	5,927	5,928	(1)		5,928
AUF-S2		RATE Band 2WW	395 Power Operated Equipment	45,574	45,574	0		45,574
AUF-S2		RATE Band 2WW	396 Communication Equipment	7,654	7,654	0		7,654
AUF-S2		RATE Band 2WW	397 Miscellaneous Equipment	5,663	5,665	(2)		5,665
AUF-S2		RATE Band 2WW	398 Other Tangible Plant	60,279	60,281	(2)		60,281
AUF-S2		RATE Band 2WW	390.71 Computer Equipment	-	-	-	164,566	164,566
AUF-S2		RATE Band 2WW	Total Depreciable Wastewater Plant in Service	6,493,874	6,493,878	(4)	164,566	6,658,444
AUF-S3		RATE Band 3WW		-	-	-		-
AUF-S3		RATE Band 3WW	351 Organization	-	-	-		-
AUF-S3		RATE Band 3WW	352 Franchises	1,318	1,318	0		1,318
AUF-S3		RATE Band 3WW	354 Structures and Improvements	7,160	7,159	1		7,159
AUF-S3		RATE Band 3WW	355 Power Generation Equipment	-	-	-		-
AUF-S3		RATE Band 3WW	360 Collection Sewers - Force	202,074	202,074	(0)		202,074
AUF-S3		RATE Band 3WW	361 Collection Sewers - Gravity	142,862	142,863	(1)		142,863
AUF-S3		RATE Band 3WW	362 Special Collecting Structures	-	-	-		-
AUF-S3		RATE Band 3WW	363 Services to Customers	20,319	20,319	(0)		20,319
AUF-S3		RATE Band 3WW	364 Flow Measuring Devices	24,240	24,240	(0)		24,240
AUF-S3		RATE Band 3WW	365 Flow Measuring Installations	109	109	0		109
AUF-S3		RATE Band 3WW	366 Reuse Services	-	-	-		-
AUF-S3		RATE Band 3WW	367 Reuse Meters and Meter Installations	-	-	-		-
AUF-S3		RATE Band 3WW	370 Receiving Wells	83,436	83,435	1		83,435
AUF-S3		RATE Band 3WW	371 Pumping Equipment	12,943	12,943	(0)		12,943
AUF-S3		RATE Band 3WW	374 Reuse Distribution Reservoirs	-	-	-		-
AUF-S3		RATE Band 3WW	375 Reuse Transmission and Distribution System	-	-	-		-
AUF-S3		RATE Band 3WW	380 Treatment and Disposal Equipment	63,302	63,301	1		63,301
AUF-S3		RATE Band 3WW	381 Plant Sewers	70,090	70,090	(0)		70,090
AUF-S3		RATE Band 3WW	382 Outfall Sewer Lines	372	372	0		372
AUF-S3		RATE Band 3WW	389 Other Plant Miscellaneous Equipment	469,701	469,700	1		469,700
AUF-S3		RATE Band 3WW	390 Office Furniture and Equipment	4,388	4,388	(0)		4,388

		2009 Annual Report Worksheet Names			Annual Report	MFR (A-9.10 p.2 of 4)		MFR (A-9.10 p.3 of 4)	
MFRCode	AU		Account No.	Account Name	12/2009	12/2009	Difference	Admin Alloc	MFR (A-9.10 p.4 of 4)
AUF-S3		RATE Band 3WW	391	Transportation Equipment	-	-	-		-
AUF-S3		RATE Band 3WW	392	Stores Equipment	-	-	-		-
AUF-S3		RATE Band 3WW	393	Tools, Shop and Garage Equipment	6,033	6,033	(0)		6,033
AUF-S3		RATE Band 3WW	394	Laboratory Equipment	300	301	(1)		301
AUF-S3		RATE Band 3WW	395	Power Operated Equipment	503	503	-		503
AUF-S3		RATE Band 3WW	396	Communication Equipment	2,488	2,488	(0)		2,488
AUF-S3		RATE Band 3WW	397	Miscellaneous Equipment	(207)	(207)	0		(207)
AUF-S3		RATE Band 3WW	398	Other Tangible Plant	1,537	1,537	(0)		1,537
AUF-S3		RATE Band 3WW	390.71	Computer Equipment	-	-	-	21,324	21,324
AUF-S3		RATE Band 3WW		Total Depreciable Wastewater Plant in Service	1,112,968	1,112,968	(0)	21,324	1,134,293
AUF-S4		RATE Band 4WW			-	-	-		-
AUF-S4		RATE Band 4WW	351	Organization	-	-	-		-
AUF-S4		RATE Band 4WW	352	Franchises	690	690	(0)		690
AUF-S4		RATE Band 4WW	354	Structures and Improvements	149,079	149,079	0		149,079
AUF-S4		RATE Band 4WW	355	Power Generation Equipment	22,275	22,275	0		22,275
AUF-S4		RATE Band 4WW	360	Collection Sewers - Force	216,373	216,374	(1)		216,374
AUF-S4		RATE Band 4WW	361	Collection Sewers - Gravity	10,898	10,898	(0)		10,898
AUF-S4		RATE Band 4WW	362	Special Collecting Structures	-	-	-		-
AUF-S4		RATE Band 4WW	363	Services to Customers	1,523	1,523	(0)		1,523
AUF-S4		RATE Band 4WW	364	Flow Measuring Devices	4,278	4,278	(0)		4,278
AUF-S4		RATE Band 4WW	365	Flow Measuring Installations	27	27	-		27
AUF-S4		RATE Band 4WW	366	Reuse Services	219	219	0		219
AUF-S4		RATE Band 4WW	367	Reuse Meters and Meter Installations	-	-	-		-
AUF-S4		RATE Band 4WW	370	Receiving Wells	54,121	54,121	(0)		54,121
AUF-S4		RATE Band 4WW	371	Pumping Equipment	153,161	153,161	0		153,161
AUF-S4		RATE Band 4WW			74,104	74,104	0		74,104
AUF-S4		RATE Band 4WW	374	Reuse Distribution Reservoirs	-	-	-		-
AUF-S4		RATE Band 4WW		Reuse Transmission and	-	-	-		-
AUF-S4		RATE Band 4WW	375	Distribution System	502	502	0		502
AUF-S4		RATE Band 4WW	380	Treatment and Disposal Equipment	381,608	381,608	(0)		381,608
AUF-S4		RATE Band 4WW	381	Plant Sewers	46,851	46,851	0		46,851
AUF-S4		RATE Band 4WW	382	Outfall Sewer Lines	189	189	(0)		189
AUF-S4		RATE Band 4WW	389	Other Plant Miscellaneous Equipment	-	-	-		-
AUF-S4		RATE Band 4WW	390	Office Furniture and Equipment	13,925	13,925	0		13,925
AUF-S4		RATE Band 4WW	391	Transportation Equipment	-	-	-		-
AUF-S4		RATE Band 4WW	392	Stores Equipment	-	-	-		-
AUF-S4		RATE Band 4WW	393	Tools, Shop and Garage Equipment	7,629	7,629	(0)		7,629
AUF-S4		RATE Band 4WW	394	Laboratory Equipment	2,199	2,199	-		2,199
AUF-S4		RATE Band 4WW	395	Power Operated Equipment	203	203	(0)		203
AUF-S4		RATE Band 4WW	396	Communication Equipment	18,407	18,407	(0)		18,407
AUF-S4		RATE Band 4WW	397	Miscellaneous Equipment	9,410	9,410	-		9,410
AUF-S4		RATE Band 4WW	398	Other Tangible Plant	17,957	17,957	(0)		17,957
AUF-S4		RATE Band 4WW	390.71	Computer Equipment	-	-	-	3,586	3,586
AUF-S4		RATE Band 4WW		Total Depreciable Wastewater Plant in Service	1,185,628	1,185,629	(1)	3,586	1,189,215
AUF-5	6973	RATE Band SWW-Breeze Hill(6973)			-	-	-		-
AUF-5	6973	RATE Band SWW-Breeze Hill(6973)	351	Organization	-	-	-		-
AUF-5	6973	RATE Band SWW-Breeze Hill(6973)	352	Franchises	-	-	-		-
AUF-5	6973	RATE Band SWW-Breeze Hill(6973)	354	Structures and Improvements	519	519	(0)		519
AUF-5	6973	RATE Band SWW-Breeze Hill(6973)	355	Power Generation Equipment	1,644	1,644	(0)		1,644
AUF-5	6973	RATE Band SWW-Breeze Hill(6973)	360	Collection Sewers - Force	18,473	18,473	(0)		18,473
AUF-5	6973	RATE Band SWW-Breeze Hill(6973)	361	Collection Sewers - Gravity	93,111	93,111	0		93,111
AUF-5	6973	RATE Band SWW-Breeze Hill(6973)	362	Special Collecting Structures	-	-	-		-
AUF-5	6973	RATE Band SWW-Breeze Hill(6973)	363	Services to Customers	13,085	13,085	0		13,085
AUF-5	6973	RATE Band SWW-Breeze Hill(6973)	364	Flow Measuring Devices	54	54	(0)		54
AUF-5	6973	RATE Band SWW-Breeze Hill(6973)	365	Flow Measuring Installations	-	-	-		-
AUF-5	6973	RATE Band SWW-Breeze Hill(6973)	366	Reuse Services	-	-	-		-
AUF-5	6973	RATE Band SWW-Breeze Hill(6973)	367	Reuse Meters and Meter Installations	-	-	-		-
AUF-5	6973	RATE Band SWW-Breeze Hill(6973)	370	Receiving Wells	17,577	17,577	-		17,577
AUF-5	6973	RATE Band SWW-Breeze Hill(6973)	371	Pumping Equipment	622	622	0		622
AUF-5	6973	RATE Band SWW-Breeze Hill(6973)			-	-	-		-
AUF-5	6973	RATE Band SWW-Breeze Hill(6973)	374	Reuse Distribution Reservoirs	-	-	-		-
AUF-5	6973	RATE Band SWW-Breeze Hill(6973)	375	Reuse Transmission and	-	-	-		-
AUF-5	6973	RATE Band SWW-Breeze Hill(6973)		Distribution System	-	-	-		-
AUF-5	6973	RATE Band SWW-Breeze Hill(6973)	380	Treatment and Disposal Equipment	96,541	96,541	0		96,541
AUF-5	6973	RATE Band SWW-Breeze Hill(6973)	381	Plant Sewers	336	336	-		336
AUF-5	6973	RATE Band SWW-Breeze Hill(6973)	382	Outfall Sewer Lines	-	-	-		-
AUF-5	6973	RATE Band SWW-Breeze Hill(6973)	389	Other Plant Miscellaneous Equipment	274	274	0		274
AUF-5	6973	RATE Band SWW-Breeze Hill(6973)	390	Office Furniture and Equipment	106	106	(0)		106
AUF-5	6973	RATE Band SWW-Breeze Hill(6973)	391	Transportation Equipment	-	-	-		-
AUF-5	6973	RATE Band SWW-Breeze Hill(6973)	392	Stores Equipment	-	-	-		-
AUF-5	6973	RATE Band SWW-Breeze Hill(6973)	393	Tools, Shop and Garage Equipment	-	-	-		-
AUF-5	6973	RATE Band SWW-Breeze Hill(6973)	394	Laboratory Equipment	-	-	-		-
AUF-5	6973	RATE Band SWW-Breeze Hill(6973)	395	Power Operated Equipment	77	77	(0)		77
AUF-5	6973	RATE Band SWW-Breeze Hill(6973)	396	Communication Equipment	-	-	-		-
AUF-5	6973	RATE Band SWW-Breeze Hill(6973)	397	Miscellaneous Equipment	-	-	-		-
AUF-5	6973	RATE Band SWW-Breeze Hill(6973)	398	Other Tangible Plant	-	-	-		-
AUF-5	6973	RATE Band SWW-Breeze Hill(6973)	390.71	Computer Equipment	-	-	-	4,654	4,654

2009 Annual Report Worksheet Names				Annual Report	MFR (A-9,10 p.2 of 4)		MFR (A-9,10 p.3 of 4)	MFR (A-9,10 p.4 of 4)
MFRCode	AU	Account No.	Account Name	12/2009	12/2009	Difference	Admin Alloc 12/2009	12/2009
AUF-5	6973	RATE Band SWW-Breeze Hill(6973)	Total Depreciable Wastewater Plant in Service	242,419	242,419	0	4,654	247,073
AUF-6	6971	RATE Band 7WW-Fairways (6971)		-	-	-		-
AUF-6	6971	RATE Band 7WW-Fairways (6971)	351 Organization	-	-	-		-
AUF-6	6971	RATE Band 7WW-Fairways (6971)	352 Franchises	-	-	-		-
AUF-6	6971	RATE Band 7WW-Fairways (6971)	354 Structures and Improvements	14,464	14,464	0		14,464
AUF-6	6971	RATE Band 7WW-Fairways (6971)	355 Power Generation Equipment	30,261	30,261	0		30,261
AUF-6	6971	RATE Band 7WW-Fairways (6971)	360 Collection Sewers - Force	11,686	11,686	(0)		11,686
AUF-6	6971	RATE Band 7WW-Fairways (6971)	361 Collection Sewers - Gravity	137,620	137,620	(0)		137,620
AUF-6	6971	RATE Band 7WW-Fairways (6971)	362 Special Collecting Structures	28,875	28,875	-		28,875
AUF-6	6971	RATE Band 7WW-Fairways (6971)	363 Services to Customers	153,898	153,898	(0)		153,898
AUF-6	6971	RATE Band 7WW-Fairways (6971)	364 Flow Measuring Devices	-	-	-		-
AUF-6	6971	RATE Band 7WW-Fairways (6971)	365 Flow Measuring Installations	-	-	-		-
AUF-6	6971	RATE Band 7WW-Fairways (6971)	366 Reuse Services	-	-	-		-
AUF-6	6971	RATE Band 7WW-Fairways (6971)	367 Reuse Meters and Meter Installations	-	-	-		-
AUF-6	6971	RATE Band 7WW-Fairways (6971)	370 Receiving Wells	-	-	-		-
AUF-6	6971	RATE Band 7WW-Fairways (6971)	371 Pumping Equipment	53,877	53,877	-		53,877
AUF-6	6971	RATE Band 7WW-Fairways (6971)	374 Reuse Distribution Reservoirs	-	-	-		-
AUF-6	6971	RATE Band 7WW-Fairways (6971)	375 Reuse Transmission and	-	-	-		-
AUF-6	6971	RATE Band 7WW-Fairways (6971)	Distribution System	-	-	-		-
AUF-6	6971	RATE Band 7WW-Fairways (6971)	380 Treatment and Disposal Equipment	269,522	269,522	(0)		269,522
AUF-6	6971	RATE Band 7WW-Fairways (6971)	381 Plant Sewers	-	-	-		-
AUF-6	6971	RATE Band 7WW-Fairways (6971)	382 Outfall Sewer Lines	-	-	-		-
AUF-6	6971	RATE Band 7WW-Fairways (6971)	389 Other Plant Miscellaneous Equipment	-	-	-		-
AUF-6	6971	RATE Band 7WW-Fairways (6971)	390 Office Furniture and Equipment	-	-	-		-
AUF-6	6971	RATE Band 7WW-Fairways (6971)	391 Transportation Equipment	-	-	-		-
AUF-6	6971	RATE Band 7WW-Fairways (6971)	392 Stores Equipment	-	-	-		-
AUF-6	6971	RATE Band 7WW-Fairways (6971)	393 Tools, Shop and Garage Equipment	-	-	-		-
AUF-6	6971	RATE Band 7WW-Fairways (6971)	394 Laboratory Equipment	-	-	-		-
AUF-6	6971	RATE Band 7WW-Fairways (6971)	395 Power Operated Equipment	-	-	-		-
AUF-6	6971	RATE Band 7WW-Fairways (6971)	396 Communication Equipment	-	-	-		-
AUF-6	6971	RATE Band 7WW-Fairways (6971)	397 Miscellaneous Equipment	-	-	-		-
AUF-6	6971	RATE Band 7WW-Fairways (6971)	398 Other Tangible Plant	-	-	-		-
AUF-6	6971	RATE Band 7WW-Fairways (6971)	390.71 Computer Equipment	-	-	-	9,079	9,079
AUF-6	6971	RATE Band 7WW-Fairways (6971)	Total Depreciable Wastewater Plant in Service	700,203	700,203	(0)	9,079	709,282
AUF-7	6397	RATE Band 10WW-Peace Rvr (6397)		-	-	-		-
AUF-7	6397	RATE Band 10WW-Peace Rvr (6397)	351 Organization	-	-	-		-
AUF-7	6397	RATE Band 10WW-Peace Rvr (6397)	352 Franchises	-	-	-		-
AUF-7	6397	RATE Band 10WW-Peace Rvr (6397)	354 Structures and Improvements	(439)	(439)	(0)		(439)
AUF-7	6397	RATE Band 10WW-Peace Rvr (6397)	355 Power Generation Equipment	-	-	-		-
AUF-7	6397	RATE Band 10WW-Peace Rvr (6397)	360 Collection Sewers - Force	16,666	16,666	(0)		16,666
AUF-7	6397	RATE Band 10WW-Peace Rvr (6397)	361 Collection Sewers - Gravity	593	592	1		592
AUF-7	6397	RATE Band 10WW-Peace Rvr (6397)	362 Special Collecting Structures	-	-	-		-
AUF-7	6397	RATE Band 10WW-Peace Rvr (6397)	363 Services to Customers	-	-	-		-
AUF-7	6397	RATE Band 10WW-Peace Rvr (6397)	364 Flow Measuring Devices	-	-	-		-
AUF-7	6397	RATE Band 10WW-Peace Rvr (6397)	365 Flow Measuring Installations	-	-	-		-
AUF-7	6397	RATE Band 10WW-Peace Rvr (6397)	366 Reuse Services	-	-	-		-
AUF-7	6397	RATE Band 10WW-Peace Rvr (6397)	367 Reuse Meters and Meter Installations	-	-	-		-
AUF-7	6397	RATE Band 10WW-Peace Rvr (6397)	370 Receiving Wells	-	-	-		-
AUF-7	6397	RATE Band 10WW-Peace Rvr (6397)	371 Pumping Equipment	192	192	0		192
AUF-7	6397	RATE Band 10WW-Peace Rvr (6397)	374 Reuse Distribution Reservoirs	-	-	-		-
AUF-7	6397	RATE Band 10WW-Peace Rvr (6397)	375 Reuse Transmission and	-	-	-		-
AUF-7	6397	RATE Band 10WW-Peace Rvr (6397)	Distribution System	-	-	-		-
AUF-7	6397	RATE Band 10WW-Peace Rvr (6397)	380 Treatment and Disposal Equipment	919	919	(0)		919
AUF-7	6397	RATE Band 10WW-Peace Rvr (6397)	381 Plant Sewers	-	-	-		-
AUF-7	6397	RATE Band 10WW-Peace Rvr (6397)	382 Outfall Sewer Lines	-	-	-		-
AUF-7	6397	RATE Band 10WW-Peace Rvr (6397)	389 Other Plant Miscellaneous Equipment	217	217	(0)		217
AUF-7	6397	RATE Band 10WW-Peace Rvr (6397)	390 Office Furniture and Equipment	-	-	-		-
AUF-7	6397	RATE Band 10WW-Peace Rvr (6397)	391 Transportation Equipment	-	-	-		-
AUF-7	6397	RATE Band 10WW-Peace Rvr (6397)	392 Stores Equipment	-	-	-		-
AUF-7	6397	RATE Band 10WW-Peace Rvr (6397)	393 Tools, Shop and Garage Equipment	156	156	0		156
AUF-7	6397	RATE Band 10WW-Peace Rvr (6397)	394 Laboratory Equipment	-	-	-		-
AUF-7	6397	RATE Band 10WW-Peace Rvr (6397)	395 Power Operated Equipment	-	-	-		-
AUF-7	6397	RATE Band 10WW-Peace Rvr (6397)	396 Communication Equipment	-	-	-		-
AUF-7	6397	RATE Band 10WW-Peace Rvr (6397)	397 Miscellaneous Equipment	229	229	0		229
AUF-7	6397	RATE Band 10WW-Peace Rvr (6397)	398 Other Tangible Plant	4,505	4,505	(0)		4,505
AUF-7	6397	RATE Band 10WW-Peace Rvr (6397)	390.71 Computer Equipment	-	-	-	3,471	3,471
AUF-7	6397	RATE Band 10WW-Peace Rvr (6397)	Total Depreciable Wastewater Plant in Service	23,038	23,038	0	3,471	26,509

Reconcile CIAC - 2009 Annual Report to MFR

		Acct No.	271		
				Contributions in Aid of Construction	MFR (A-12 p.4 of 4)
				2009 Annual Report Bal end of year	
MFRCode	AU			12/2009	Difference
AUF-W1		RATE Band 1W		1,889,817	1,889,817
AUF-W2		RATE Band 2W		1,238,853	1,238,854
AUF-W3		RATE Band 3W		436,302	436,303
AUF-W4		RATE Band 4W		2,238,298	2,238,296
AUF-5	6972 6972)	RATE Band 5W-Breeze Hill (6972)		32,613	32,613
AUF-6	6970 6970)	RATE Band 10W-Fairways (6970)		562,950	562,950
AUF-7	6600 6600)	RATE Band 12W-Peace Rv. (6600)		2,500	2,500
AUF-W1		RATE Band 1WW		627,453	627,453
AUF-W2		RATE Band 2WW		2,882,290	2,882,291
AUF-W3		RATE Band 3WW		422,578	422,578
AUF-W4		RATE Band 4WW		620,692	620,692
AUF-5	6973 6973)	RATE Band 5WW-Breeze Hill(6973)		119,103	119,103
AUF-6	6971 6971)	RATE Band 7WW-Fairways (6971)		1,531,656	1,531,656
AUF-7	6397 6397)	RATE Band 10WW-Peace Rvr (6397)		2,250	2,250

Reconcile AcAmCIAC - 2009 Annual Report to MFR

		Acct No.	272		
		Accumulated Amort of CIAC		MFR (A-14 p.4 of 4)	
		2009 Annual Report Worksheet Names			
MFRCode	AU	2009 Annual Report	Bal end of year	12/2009	Difference
AUF-W1		RATE Band 1W	1,156,403	1,156,403	0
AUF-W2		RATE Band 2W	333,145	333,145	(0)
AUF-W3		RATE Band 3W	215,308	215,308	(0)
AUF-W4		RATE Band 4W	1,242,391	1,242,391	0
AUF-5	6972 6972)	RATE Band 5W-Breeze Hill (6972)	32,060	32,060	0
AUF-6	6970 6970)	RATE Band 10W-Fairways (6970)	137,722	137,722	0
AUF-7	6600 6600)	RATE Band 12W-Peace Rv. (6600)	27	27	(0)
AUF-W1		RATE Band 1WW	440,827	440,827	0
AUF-W2		RATE Band 2WW	1,934,129	1,934,129	0
AUF-W3		RATE Band 3WW	214,905	214,904	1
AUF-W4		RATE Band 4WW	396,111	396,111	(0)
AUF-5	6973 6973)	RATE Band 5WW-Breeze Hill(6973)	118,547	118,547	(0)
AUF-6	6971 6971)	RATE Band 7WW-Fairways (6971)	385,956	385,956	(0)
AUF-7	6397 6397)	RATE Band 10WW-Peace Rvr (6397)	60	60	(0)

## **EXHIBIT G**

**Water Treatment and Related Facilities**

<b>System</b>	<b>U&amp;U%</b>
48 Estates*	100.00
Grand Terrace*	100.00
Haines Creek*	100.00
Harmony Homes*	100.00
Imperial Mobile Terrace*	100.00
Jasmine Lakes*	100.00
Kings Cove*	100.00
Lake Gibson Estates*	100.00
Leisure Lake*	100.00
Morningview*	100.00
Ocala Oaks*	100.00
Orange Hill/Sugar Creek*	100.00
Palm Port*	100.00
Palms Mobile Home Park*	100.00
Piney Woods/Spring Lake*	100.00
Pomona Park*	100.00
Quail Ridge*	100.00
Ravenswood*	100.00
River Grove*	100.00
Silver Lake Oaks*	100.00
Stone Mountain*	100.00
Summit Chase*	100.00
Tangerine*	100.00
The Woods*	100.00
Valencia Terrace*	100.00
Wooten*	100.00

**Storage**

<b>System</b>	<b>U&amp;U%</b>
Hermits Cove/St. Johns Highlands*	100.00
Interlachen/Park Manor*	100.00
Jasmine Lakes*	100.00
Lake Josephine/Sebring Lakes*	100.00
Leisure Lakes*	100.00
Piney Woods/Spring Lake*	100.00
Silver Lake Estates/Western Shores*	100.00
Silver Lake Oaks*	100.00
Summit Chase*	100.00
Sunny Hills*	100.00
Tomoka/Twin River*	100.00
Welaka/Saratoga*	100.00

**Wastewater Treatment and Related Facilities**

<b>System</b>	<b>U&amp;U%</b>
Jasmine Lakes*	100.00
Lake Suzy*	100.00
Palm Terrace*	100.00
Park Manor*	100.00

\*Stipulated

**Water Distribution and Related Facilities**

System	U&U%
East Lake Harris*	100.00
Fern Terrace*	100.00
Friendly Center*	100.00
Grand Terrace*	100.00
Haines Creek*	100.00
Harmony Homes*	100.00
Hobby Hills*	100.00
Imperial Mobile Terrace*	100.00
Jasmine Lakes*	100.00
Jungle Den*	100.00
Kings Cove*	100.00
Lake Gibson Estates*	100.00
Lake Osborne*	100.00
Lake Suzy*	100.00
Ocala Oaks*	100.00
Palm Terrace*	100.00
Quail Ridge*	100.00
Summit Chase*	100.00

**Wastewater Collection and Related Facilities**

System	U&U%
Arredondo Farms*	100.00
Jasmine Lakes*	100.00
Kings Cove*	100.00
Lake Gibson Estates*	100.00
Lake Suzy*	100.00
Palm Terrace*	100.00
Park Manor*	100.00
South Seas*	100.00
Summit Chase*	100.00
Venetian Village*	100.00

\*Stipulated



## **EXHIBIT H**

**Public Benefits of AUF's Proposed Rate Structure****Overview of AUF's Proposed Consolidated Rate Structure:**

The fully-consolidated uniform statewide rate structure which AUF proposes in this proceeding is framed around three basic components: (i) consolidating a water revenue requirement and a wastewater revenue requirement going forward; (ii) consolidating AUF's books and records so that it can operate as one water company and one wastewater company; and (iii) establishing one uniform tariff rate for water and one uniform tariff rate for wastewater. AUF is proposing this uniform rate structure in order to achieve public benefits previously recognized by the Commission. In addition, AUF is proposing to revise its three-tiered inclining block rate structure in a fashion that addresses the Commission's conservation goals and is consistent with recent conservation rate structures approved by the Commission since AUF's last rate case. In making this rate structure proposal, AUF has carefully considered the Commission's past decisions along with testimony filed by the Commission's staff witnesses, and believes its proposal strikes a fair and reasonable approach.

**AUF's Proposed Consolidated Rate Structure:**

At the outset, it should be noted that there are no legal impediments to the Commission adopting the fully-consolidated uniform rate structure which AUF proposes in this case. *See S. States Utils. v. Fla. Pub. Serv. Comm'n*, 714 So. 2d. 1046 ( Fla. 1<sup>st</sup> DCA 1998). In fact, Florida courts have determined that the equalization of rates among different systems is not unreasonably discriminatory as a matter of law. *Id.* at 1052. This point was recognized by the Commission in AUF's last rate case:

...witness Stallcup testified that we have approved uniform rates for all or almost all of the electric and gas utilities in the state, and that the ratemaking statutes for electric and gas utilities has a prohibition similar to the prohibition contained in the water and wastewater statute. The electric and gas statutory prohibition regarding rates being unduly discriminatory has not stopped this Commission from adopting uniform rates for electric and gas utilities. He further testified that, because of the extreme values of the stand-alone rates involved in this case, there is particular merit to rate consolidation.

Order No. PSC-09-0385-FOF-WS issued May 29, 2009 (the "Final Order").

It also should be noted that the Commission and its staff have recognized that there are significant benefits to be derived from a fully-consolidated uniform rate structure. In 1996, the Commission identified the following public benefit objectives when it determined the appropriate rate structure for Southern States Utilities -- a multi-system water and wastewater utility like AUF<sup>1</sup>: affordability of rates; ease of administration; customer acceptance and understandability; fairness (to the degree to which subsidies occur); rate continuity; conservation and resource protection; revenue stability and predictability for the utility; and impact of rate structure on future acquisitions.

Order No. PSC-96-1320-FOF-WS, issued October 30, 1996 ("Southern States Order").

More recently, in AUF's last rate case, Commission staff recognized that the most important benefit to be derived from a consolidated uniform rate structure is the that the cost of system upgrades can be spread over a larger number of customers thereby mitigating dramatic increases in rates. See Final Hearing Transcript 1394, 1410. As is explained more fully below, AUF believes that many public benefits can be best achieved by moving from the current rate structure to a fully-consolidated uniform rate structure.

---

<sup>1</sup> Indeed, AUF has acquired many of the Southern States systems and those systems are now part of this rate case.

In the Southern States Order the Commission determined that moving to a consolidated uniform rate structure is the goal for many of the systems that are now part of this rate case. The Commission took a significant step toward that goal in AUF's last rate case when it grouped AUF's multiple systems into rate bands -- 4 bands for water and 4 bands for wastewater -- with each band having its own revenue requirement, rates and filing requirements. In addition, as stated in the Application, the Commission expressly authorized AUF "to consolidate its in-state commission-regulated accounting, filing and reporting requirements from individual system bases to the number of stand alone rates and rate bands we approved." Final Order at p. 156. In accordance with that ruling, AUF is submitting its MFRs based upon a consolidation of its accounting and filing requirements.

Although the "capband" structure approved in the last rate case was a positive step toward the ultimate goal of uniform rates, additional steps are necessary in order for customers to fully receive the benefits of rate consolidation. For example, in AUF's last rate case the Commission determined that under a fully-consolidated rate structure the maximum monthly water bill for a residential customer using the statewide average of 7,000 gallons would have been \$42.83 compared to \$ 65.25 for a "capband" customer with the same usage. The maximum wastewater bill for a residential customer under a fully-consolidated rate would have been \$84.50 compared to \$97.89 for a "capband" customer. Final Order at pp. 138-139.

In this case, AUF is proposing a fully-consolidated uniform statewide rate structure in order to achieve the public benefits previously recognized by the Commission. That consolidated rate proposal can be found in the MFRs on Schedule E-1w and E-1s. Using

AUF's statewide average consumption of 4,689 for water and 3,765 for wastewater, AUF's proposal would result in a monthly bill of \$48.09 for water and \$73.75 for wastewater.

**Inclining Rate Structure:**

AUF also requests a change in the conservation elements which the Commission included in AUF's rate structure in the last case. In that case, the Commission approved an extremely aggressive inclining block conservation rate structure with three usage blocks: (i) 0-5kgals; (ii) 5001-10 kgals; and (iii) usage in excess of 10 kgals; with usage block rate factors of 1.0, 1.25, and 3.0, respectively. This aggressive conservation rate structure has resulted in a dramatic increase in rates. For example, water Rate Group 4 customers are currently paying \$20.66 for every 1,000 gallons over 10,000 gallons of usage.

Moreover, the aggressive conservation rate structure imposed on AUF in the last case has not been subsequently imposed on other water utilities. In fact, since the issuance of the Final Order, the highest rate factor approved by the Commission in a three-tiered rate structure has been a factor of 2 as is shown by the recent decisions in the following dockets:

Inclining Block rates:

<b>0 – 6,000</b>	<b>Factor of 1</b>
<b>6,001 – 12,000</b>	<b>Factor of 1.5</b>
<b>Over 12,000 gal.</b>	<b>Factor of 2</b>

Order No.	Issued	Docket No.
PSC-09-0716-PAA-WU	October 28, 2009	090072-WU
PSC-10-0024-PAA-WU	January 11, 2010	090060-WU
PSC-09-0716-PAA-WU	October 28, 2009	090072-WU
PSC-10-0024-PAA-WU	January 11, 2010	090060-WU

Inclining Block rates:

**0 – 10,000                      Factor of 1**  
**10,001 – 20,000            Factor of 1.5**  
**Over 20,000 gal.            Factor of 2**

Order No.	Issued	Docket No.
PSC-09-0623-PAA-WU	September 15, 2009	080597-WS
PSC-09-0632-PAA-WU	September 17, 2009	080353-WS

**0 – 10,000                      Factor of 1**  
**Over 10,000 gal.            Factor of 1.5**

Order No.	Issued	Docket No.
PSC-09-0647-PAA-WU	September 24, 2009	080714-WS

Aqua respectfully requests a change in the aggressive conservation structure implemented in its last case. In its stead, AUF proposes the following more gradual inclining block rate structure:

**0 – 6,000                      Factor of 1**  
**6,001 – 12,000            Factor of 1.5**  
**Over 12,000 gal.            Factor of 2**

AUF believes that its proposal properly addresses the Commission's conservation goals and is more consistent with rate structures recently approved by the Commission for other water utilities.

**Repression Adjustment:**

Consistent with the Commission's practice, AUF believes that a repression adjustment is necessary in this case. AUF is proposing a repression applied to the residential customers' usage above 6,000 gallons. As previously stated by staff's witness Jay Yingling in the last AUF rate case, "Not taking into account the repression effect of these estimated price elasticities in rate making creates the risk of falling short of revenue requirements."

## **EXHIBIT I**

**Aqua Utilities Florida, Inc.**  
**Docket No. 100330-WS**  
**Commission Docket and Order Establishing Service Availability**  
**Charges for Each System**

<b>SYSTEM BY COUNTY</b>	<b>COMMISSION DOCKET</b>	<b>COMMISSION ORDER</b>
<b>ALACHUA COUNTY</b>		
Arredondo Farms - water	080121-WS	PSC-09-0385-FOF-WS
Arredondo Farms - wastewater	080121-WS	PSC-09-0385-FOF-WS
Arredondo Estates - water	080121-WS	PSC-09-0385-FOF-WS
<b>BREVARD COUNTY</b>		
Kingswood - water	080121-WS	PSC-09-0385-FOF-WS
Oakwood - water	080121-WS	PSC-09-0385-FOF-WS
<b>DESOTO COUNTY</b>		
Lake Suzy Utilities - water	080121-WS	PSC-09-0385-FOF-WS
Lake Suzy Utilities - wastewater	080121-WS	PSC-09-0385-FOF-WS
<b>HARDEE</b>		
Peace River - water	100050-WS	PSC-10-0205-FOF-WS (Grandfather Order)
Peace River - wastewater	100050-WS	PSC-10-0205-FOF-WS (Grandfather Order)
<b>HIGHLANDS</b>		
Leisure Lakes - water	080121-WS	PSC-09-0385-FOF-WS
Leisure Lakes - wastewater	080121-WS	PSC-09-0385-FOF-WS
Lake Josephine - water	080121-WS	PSC-09-0385-FOF-WS
Sebring Lakes - water	080121-WS	PSC-09-0385-FOF-WS
<b>LAKE COUNTY</b>		
Carlton Village - water	080121-WS	PSC-09-0385-FOF-WS
East Lake Harris Estates - water	080121-WS	PSC-09-0385-FOF-WS
Fern Terrace - water	080121-WS	PSC-09-0385-FOF-WS
48 Estates - water	080121-WS	PSC-09-0385-FOF-WS
Friendly Center - water	080121-WS	PSC-09-0385-FOF-WS
Grand Terrace - water	080121-WS	PSC-09-0385-FOF-WS



Haines Creek - water	080121-WS	PSC-09-0385-FOF-WS
<b>SYSTEM BY COUNTY</b>	<b>COMMISSION DOCKET</b>	<b>COMMISSION ORDER</b>
Hobby Hills - water	080121-WS	PSC-09-0385-FOF-WS
Holiday Haven - water	080121-WS	PSC-09-0385-FOF-WS
Holiday Haven - wastewater	080121-WS	PSC-09-0385-FOF-WS
Imperial Mobile Terrace -water	080121-WS	PSC-09-0385-FOF-WS
Kings Cove - water	080121-WS	PSC-09-0385-FOF-WS
Kings Cove - wastewater	080121-WS	PSC-09-0385-FOF-WS
Morningview - water	080121-WS	PSC-09-0385-FOF-WS
Morningview - wastewater	080121-WS	PSC-09-0385-FOF-WS
Palms Mobile Home Park - water	080121-WS	PSC-09-0385-FOF-WS
Picciola Island - water	080121-WS	PSC-09-0385-FOF-WS
Piney Woods - water	080121-WS	PSC-09-0385-FOF-WS
Quail Ridge - water	080121-WS	PSC-09-0385-FOF-WS
Ravenswood - water	080121-WS	PSC-09-0385-FOF-WS
Silver Lake Estates/Western Shores - water	080121-WS	PSC-09-0385-FOF-WS
Skycrest - water	080121-WS	PSC-09-0385-FOF-WS
Stone Mountain - water	080121-WS	PSC-09-0385-FOF-WS
Summit Chase - water	080121-WS	PSC-09-0385-FOF-WS
Summit Chase - wastewater	080121-WS	PSC-09-0385-FOF-WS
Valencia Terrace - water	080121-WS	PSC-09-0385-FOF-WS
Valencia Terrace - wastewater	080121-WS	PSC-09-0385-FOF-WS
Venetian Village - water	080121-WS	PSC-09-0385-FOF-WS
Venetian Village - wastewater	080121-WS	PSC-09-0385-FOF-WS
<b>LAKE COUNTY</b>		
Fairways - water	070739-WS	PSC-09-0038-PAA-WS (Transfer Order)
Fairways - wastewater	070739-WS	PSC-09-0038-PAA-WS (Transfer Order)
<b>LEE COUNTY</b>		
South Seas - wastewater	080121-WS	PSC-09-0385-FOF-WS
<b>MARION COUNTY</b>		
Ocala Oaks - water	080121-WS	PSC-09-0385-FOF-WS
<b>ORANGE COUNTY</b>		
Tangerine - water	080121-WS	PSC-09-0385-FOF-WS

<b>SYSTEM BY COUNTY</b>	<b>COMMISSION DOCKET</b>	<b>COMMISSION ORDER</b>
<b>PALM BEACH COUNTY</b>		
Lake Osborne Estates - water	080121-WS	PSC-09-0385-FOF-WS
<b>PASCO COUNTY</b>		
Jasmine Lakes - water	080121-WS	PSC-09-0385-FOF-WS
Jasmine Lakes - wastewater	080121-WS	PSC-09-0385-FOF-WS
Palm Terrace - water	080121-WS	PSC-09-0385-FOF-WS
Palm Terrace - wastewater	080121-WS	PSC-09-0385-FOF-WS
Zephyr Shores - water	080121-WS	PSC-09-0385-FOF-WS
Zephyr Shores - wastewater	080121-WS	PSC-09-0385-FOF-WS
<b>POLK COUNTY</b>		
Breeze Hill - Water	080167-WS	PSC-08-0533-FOF-WS (Transfer Order)
Breeze Hill - Wastewater	080167-WS	PSC-08-0533-FOF-WS (Transfer Order)
Gibsonia Estates - water	080121-WS	PSC-09-0385-FOF-WS
Lake Gibson Estates - water	080121-WS	PSC-09-0385-FOF-WS
Lake Gibson Estates - wastewater	080121-WS	PSC-09-0385-FOF-WS
Orange Hill/Sugar Creek - water	080121-WS	PSC-09-0385-FOF-WS
Rosalie Oaks - water	080121-WS	PSC-09-0385-FOF-WS
Rosalie Oaks - wastewater	080121-WS	PSC-09-0385-FOF-WS
Village Water - water	080121-WS	PSC-09-0385-FOF-WS
Village Water - wastewater	080121-WS	PSC-09-0385-FOF-WS
<b>PUTNAM COUNTY</b>		
Beecher's Point - water	080121-WS	PSC-09-0385-FOF-WS
Beecher's Point - wastewater	080121-WS	PSC-09-0385-FOF-WS
Hermits Cove - water	080121-WS	PSC-09-0385-FOF-WS
Interlachen Lake Estates - water	080121-WS	PSC-09-0385-FOF-WS
Park Manor - wastewater	080121-WS	PSC-09-0385-FOF-WS
Palm Port - water	080121-WS	PSC-09-0385-FOF-WS
Palm Port - wastewater	080121-WS	PSC-09-0385-FOF-WS
Pomona Park - water	080121-WS	PSC-09-0385-FOF-WS

<b>SYSTEM BY COUNTY</b>	<b>COMMISSION DOCKET</b>	<b>COMMISSION ORDER</b>
River Grove - water	080121-WS	PSC-09-0385-FOF-WS
Silver Lake Oaks - water	080121-WS	PSC-09-0385-FOF-WS
Silver Lake Oaks - wastewater	080121-WS	PSC-09-0385-FOF-WS
St. Johns Highlands - water	080121-WS	PSC-09-0385-FOF-WS
Welaka/Saratoga Harbour - water	080121-WS	PSC-09-0385-FOF-WS
Wootens - water	080121-WS	PSC-09-0385-FOF-WS
<b>SEMINOLE COUNTY</b>		
Florida Central Commerce Park - wastewater	080121-WS	PSC-09-0385-FOF-WS
Harmony Homes - water	080121-WS	PSC-09-0385-FOF-WS
<b>SUMTER COUNTY</b>		
The Woods - water	080121-WS	PSC-09-0385-FOF-WS
The Woods - wastewater	080121-WS	PSC-09-0385-FOF-WS
<b>VOLUSIA COUNTY</b>		
Jungle Den - water	080121-WS	PSC-09-0385-FOF-WS
Jungle Den - wastewater	080121-WS	PSC-09-0385-FOF-WS
Tomoka - water	080121-WS	PSC-09-0385-FOF-WS
<b>WASHINGTON COUNTY</b>		
Sunny Hills - water	080121-WS	PSC-09-0385-FOF-WS
Sunny Hills - wastewater	080121-WS	PSC-09-0385-FOF-WS

## **EXHIBIT J**

**Aqua Utilities Florida, Inc.**  
**Docket No. 10330-WS**  
**Commission Docket and Order (if any) AFPI for Each System Included in Request for**  
**Establishment of and AFPI Charge**

<b>SYSTEM BY COUNTY</b>	<b>COMMISSION DOCKET</b>	<b>COMMISSION ORDER</b>
<b>HIGHLANDS COUNTY</b>		
Leisure Lakes - water	080121-WS	PSC-09-0385-FOF-WS
Sebring Lakes - water	080121-WS	PSC-09-0385-FOF-WS
<b>LAKE COUNTY</b>		
Carlton Village - water	080121-WS	PSC-09-0385-FOF-WS
48 Estates - water	080121-WS	PSC-09-0385-FOF-WS
Holiday Haven - water	080121-WS	PSC-09-0385-FOF-WS
Holiday Haven - wastewater	080121-WS	PSC-09-0385-FOF-WS
Picciola Island – water	080121-WS	PSC-09-0385-FOF-WS
Palms Mobile Home Park - water	080121-WS	PSC-09-0385-FOF-WS
Stone Mountain - water	080121-WS	PSC-09-0385-FOF-WS
Venetian Village - water	080121-WS	PSC-09-0385-FOF-WS
<b>ORANGE COUNTY</b>		
Tangerine - water	080121-WS	PSC-09-0385-FOF-WS
Village Water – water	N/A	
Village Water – wastewater	080121-WS	PSC-09-0385-FOF-WS
<b>PUTNAM COUNTY</b>		
Hermits Cove – water	080121-WS	PSC-09-0385-FOF-WS
Interlachen Lake Estates - water	080121-WS	PSC-09-0385-FOF-WS
Palm Port - wastewater	080121-WS	PSC-09-0385-FOF-WS
Pomona Park - water	080121-WS	PSC-09-0385-FOF-WS
Silver Lake Oaks - water	080121-WS	PSC-09-0385-FOF-WS
Silver Lake Oaks - wastewater	080121-WS	PSC-09-0385-FOF-WS
St. Johns Highlands - water	080121-WS	PSC-09-0385-FOF-WS
Welaka/Saratoga Harbour - water	080121-WS	PSC-09-0385-FOF-WS
Wootens - water	080121-WS	PSC-09-0385-FOF-WS
<b>SUMTER COUNTY</b>		
The Woods – water	080121-WS	PSC-09-0385-FOF-WS
The Woods – wastewater	080121-WS	PSC-09-0385-FOF-WS
<b>SYSTEM BY COUNTY</b>	<b>COMMISSION DOCKET</b>	<b>COMMISSION ORDER</b>
<b>WASHINGTON COUNTY</b>		
Sunny Hills - water	080121-WS	PSC-09-0385-FOF-WS
Sunny Hills - wastewater	080121-WS	PSC-09-0385-FOF-WS

## **EXHIBIT K**

## Notice of Application for Increase in Service Availability Charges and Allowance for Funds Prudently Invested Charges

Pursuant to Section 367.101, Florida Statutes, and in accordance with Rules 25-30.4345 and 25-30.565, Florida Administrative Code, Aqua Utilities Florida, Inc. ("AUF"), P.O. Box 2480, Lady Lake, Florida 32158-2480, telephone 352-435-4027, is providing notice on this 27th day of August 2010, of its Application to increase its Service Availability Charges ("SAC") and for new **Breeze Hill water and wastewater customers in Polk County, Florida**. AUF's Application for an increase in SAC was filed with the Florida Public Service Commission on August 27, 2010. AUF's normal business hours are 8 a.m. to 5 p.m.

The requested SAC charges are to pay for growth in the utility's system. Please note that the requested charges are to be paid by new, not existing customers. The existing and proposed SAC is as follows:

		<b>Breeze Hill - Water</b>	
		<b>Existing</b>	<b>Proposed</b>
Customer Connection (Tap In) Charge All Meter Sizes		N/A	
Service Installation Charge	3/4"	N/A	\$1,000.00
(Service Line Size)	1"		Actual Costs
	1 1/2"		Actual Costs
	2"		Actual Costs
	Over 2"		Actual Costs
Meter Installation Fee	5/8"	\$190.00	\$210.00
(Meter Size)	3/4"		Actual Costs
	1"		Actual Costs
	1 1/2"		Actual Costs
	2"		Actual Costs
	Over 2"		Actual Costs
Backflow Prevention Device - All Types			Actual Costs
Plant/System Capacity Charge		\$400.00	\$700.00
Per Gallon Equivalent (1)			\$2.74
Main Extension Charge		N/A	\$446.00
Per Foot Equivalent (2)			\$5.81
(1) Per Gallon Equivalent is based upon average usage of 255 gallons per day per ERC, under proposed rates			
(2) Per Foot Equivalent is based upon 83 feet per lot, under proposed rates			

		<b>Breeze Hill - Wastewater</b>	
		<b>Existing</b>	<b>Proposed</b>
Customer Connection (Tap In) Charge All Meter Sizes		Actual Costs	
Service Installation Charge	4"	N/A	\$2,000.00
	Over 4"		Actual Costs
Plant Capacity Charge		\$600.00	\$1,300.00
Per Gallon Equivalent (1)			\$7.59
Main Extension Charge		N/A	\$480.00
Per Foot Equivalent (2)			\$7.38
All others - per gallon			N/A
(1) Per Gallon Equivalent is based upon average usage of 171 gallons per day per ERC, under proposed rates			
(2) Per Foot Equivalent is based upon 65 feet per lot, under proposed rates			

The requested AFPI charges are to pay for growth in the utility's systems. Please note that the requested charges are to be paid by new, not existing customers. The AFPI charge is applied to new customers as they connect to the company's facilities and begin receiving service. The chart below delineates the one time charge to be paid. The requested AFPI charges are as follows:

<b>Allowance for Funds Prudently Invested - Treatment - Sewer</b>					
<b>Calculation of Carrying Cost Per ERC Per Month:</b>					
	2008	2009	2010	2011	2012
January	\$ 9.34	\$ 122.18	\$ 243.75	\$ 374.75	\$ 515.92
February	\$ 18.69	\$ 132.24	\$ 254.60	\$ 386.44	\$ 528.52
March	\$ 28.03	\$ 142.31	\$ 265.44	\$ 398.13	\$ 541.11
April	\$ 37.37	\$ 152.38	\$ 276.29	\$ 409.82	\$ 553.71
May	\$ 46.71	\$ 162.44	\$ 287.14	\$ 421.50	\$ 566.31
June	\$ 56.06	\$ 172.51	\$ 297.98	\$ 433.19	\$ 578.91
July	\$ 65.40	\$ 182.57	\$ 308.83	\$ 444.88	\$ 591.50
August	\$ 74.74	\$ 192.64	\$ 319.68	\$ 456.57	\$ 604.10
September	\$ 84.08	\$ 202.71	\$ 330.52	\$ 468.26	\$ 616.70
October	\$ 93.43	\$ 212.77	\$ 341.37	\$ 479.95	\$ 629.29
November	\$ 102.77	\$ 222.84	\$ 352.22	\$ 491.64	\$ 641.89
December	\$ 112.11	\$ 232.90	\$ 363.06	\$ 503.32	\$ 654.49

A copy of the applications are available for public inspection during normal business hours at the following location: Polk County Library, 228 South Massachusetts Avenue, Lakeland, FL 33801. Any comments concerning the proposed charges are to be addressed to the Florida Public Service Commission, Office of Commission Clerk at 2540 Shumard Oak Boulevard, Tallahassee, Florida 32399-0850, referencing Docket No. 100330-WS.



## Notice of Application for Increase in Service Availability Charges

Pursuant to Section 367.101, Florida Statutes, and in accordance with Rules 25-30.4345 and 25-30.565, Florida Administrative Code, Aqua Utilities Florida, Inc. ("AUF"), P.O. Box 2480, Lady Lake, Florida 32158-2480, telephone 352-435-4027, is providing notice on this 27th day of August 2010, of its Application to increase its Service Availability Charges ("SAC") for new **Peace River water and wastewater customers in Hardee County, Florida**. AUF's Application for an increase in SAC was filed with the Florida Public Service Commission on August 27, 2010. AUF's normal business hours are 8 a.m. to 5 p.m.

The requested SAC charges are to pay for growth in the utility's system. Please note that the requested charges are to be paid by new, not existing customers. The existing and proposed SAC is as follows:

		Peace River - Water	
		Existing	Proposed
Customer Connection (Tap In) Charge All Meter Sizes		N/A	
Service Installation Charge	3/4"	N/A	\$1,000.00
(Service Line Size)	1"		Actual Costs
	1 1/2"		Actual Costs
	2"		Actual Costs
	Over 2"		Actual Costs
Meter Installation Fee	5/8"	N/A	\$210.00
(Meter Size)	3/4"		Actual Costs
	1"		Actual Costs
	1 1/2"		Actual Costs
	2"		Actual Costs
	Over 2"		Actual Costs
Backflow Prevention Device - All Types			Actual Costs
Plant/System Capacity Charge		N/A	\$700.00
Per Gallon Equivalent (1)			\$2.74
Main Extension Charge		N/A	\$446.00
Per Foot Equivalent (2)			\$5.81
(1) Per Gallon Equivalent is based upon average usage of 255 gallons per day per ERC, under proposed rates			

		Peace River - Wastewater	
		Existing	Proposed
Customer Connection (Tap In) Charge All Meter Sizes		N/A	
Service Installation Charge	4"	N/A	\$2,000.00
	Over 4"		Actual Costs
Plant Capacity Charge		N/A	\$1,300.00
Per Gallon Equivalent (1)			\$7.59
Main Extension Charge		N/A	\$480.00
Per Foot Equivalent (2)			\$7.38
All others - per gallon			N/A
(1) Per Gallon Equivalent is based upon average usage of 171 gallons per day per ERC, under proposed rates			
(2) Per Foot Equivalent is based upon 65 feet per lot, under proposed rates			

A copy of the applications are available for public inspection during normal business hours at the following location: Hardee County Library, 315 N 6th Ave, Wauchula, FL 33873. Any comments concerning the proposed charges are to be addressed to the Florida Public Service Commission, Office of Commission Clerk at 2540 Shumard Oak Boulevard, Tallahassee, Florida 32399-0850, referencing Docket No. 100330-WS.