

ORIGINAL  
FILE COPY

## Southern Bell

c/o H.F. Meiners, Jr.  
Suite 400  
150 So. Monroe Street  
Tallahassee, FL 32301  
Phone (904) 222-1201

Sidney J. White, Jr.  
Attorney

June 26, 1987

Mr. Steve C. Tribble  
Director, Division of Records and Reporting  
Florida Public Service Commission  
101 East Gaines Street  
Tallahassee, Florida 32301

Re: Docket No. 870248-TL -  
Resposne to Order No. 17477

Dear Mr. Tribble:

Enclosed please find an original and ten copies of Southern Bell Telephone and Telegraph Company's Traffic Study, which we ask that you file in the captioned docket.

A copy of this letter is enclosed. Please mark it to indicate that the original was filed and return the copy to me. Copies have been served to the parties shown on the attached Certificate of Service.

Sincerely yours,



Enclosures

cc: All Parties of Record  
A. M. Lombardo  
Joaquin R. Carbonell

RECEIVED & FILED

  
FPSC BUREAU OF RECORDS

DOCUMENT NUMBER-DATE  
05605 JUN 26 1987  
FPSC-RECORDS/REPORTING


CERTIFICATE OF SERVICE

I HEREBY CERTIFY that a copy of the foregoing has been  
furnished by United States Mail this 26th day of June, 1987 to:

Sam E. Wahlen  
Central Telephone Co. of Fla.  
Post Office Box 2214  
Tallahassee, FL 32316-2214

Debra Schiro  
Division of Legal Services  
Florida Public Service Commission  
101 East Gaines Street  
Tallahassee, Florida 32301

Holmes County Board of County Commissioners  
201 North Oklahoma Street  
Bonifay, Florida 32425

  
Sidney J. White, Jr.  
(24)

ORIGINAL  
FILE COPY

Attachment A  
Page 1 of 1

SOUTHERN BELL TELEPHONE AND TELEGRAPH COMPANY  
FLORIDA  
MONTHLY MESSAGES AND CALLING RATE PER ACCESS LINE  
DOCKET NO. 870248-TL ORDER NO. 17477  
EAS - HOLMES COUNTY

<u>STUDY ROUTE</u>	<u>MONTHLY MESSAGES</u>			<u>CALLING RATE PER ACCESS LINE PER MONTH *</u>			
	<u>RESIDENCE</u>	<u>BUSINESS</u>	<u>COMBINED</u>	<u>RESIDENCE</u>	<u>BUSINESS</u>	<u>COMBINED</u>	<u>COMBINED 2-WAY</u>
					<u>ONE - WAY</u>		
GRACEVILLE TO BONIFAY (I)	3182	1058	4240	1.44	20.50	1.66	0
GRACEVILLE TO PONCE DE LEON (I)	0	0	0	0	0	0	0
GRACEVILLE TO REYNOLDS HILL (I)	210	152	362	.10	.43	.14	0
GRACEVILLE TO WESTVILLE (I)	240	74	314	.11	.21	.12	0

\* Official and coin messages are not included in call distribution studies; therefore, official and coin access lines from Attachment C were excluded in calculating calling rates.

(I) Independent Company Exchange

Source: Call Distribution study ( 05 - 01-87 thru 05-31- 87)

DOCUMENT NUMBER-DATE  
05605 JUN 26 1987  
FPSC-RECORDS/REPORTING

Southern Bell Telephone and Telegraph Company  
Florida  
Docket No. 870248 - TL ORDER NO. 17477  
Inter-Exchange Traffic Data  
EAS - Holmes County - SCHEDULE I  
One - Way

<u>ROUTE</u>	<u>AL &amp; T *</u>	<u>MESSAGES</u>	<u>Calling RATE M/M/M</u>	<u>TOTAL CUSTOMERS</u>	<u>Customers Making 2 or MORE CALLS/MONTH</u>	
					<u>NUMBER</u>	<u>PERCENT</u>
PART I - ROUTES OVER 3 M/M/M						
NONE						
PART II - ROUTES 2.99 TO 2.00 M/M/M						
PART III - ROUTES 1.99 TO 1.00 M/M/M						
GRACEVILLE TO BONIFAY (I)	2553	4240	1.66	2553	576	22.56
PART IV - ROUTE'S BELOW .99 M/M/M						
GRACEVILLE TO REYNOLDS HILL (I)	2553	362	.14	2553	76	2.98
GRACEVILLE TO WESTVILLE (I)	2553	314	.12	2553	57	2.23
GRACEVILLE TO PONCE DE LEON (I)	2553	0	0.00	2553	0	0.00

\* Official and coin message's are not included in call distribution studies; therefore, official and coin access lines from Attachment C were excluded in calculating calling rates.

One - Way - Calling rate of 3.0 messages per main station per month (M/M/M) with 50% of the customers making 2 or more calls/month.

(I) Independent Company Exchange

Source: Call Distribution Study (05-01-87 thru 05-31-87)

Southern Bell Telephone and Telegraph Company  
Florida  
Docket No. 870248 - TL ORDER NO. 17477  
Inter-Exchange Traffic Data  
EAS - Holmes County - SCHEDULE II  
TWO - WAY

<u>ROUTE</u>	<u>AL &amp; T * MESSAGES</u>	<u>Calling RATE M/M/M</u>	<u>TOTAL CUSTOMERS</u>	<u>Customers Making 1 or MORE CALLS/MONTH</u>	
				<u>NUMBER</u>	<u>PERCENT</u>
PART I - ROUTES OVER 3 M/M/M					
N/A					
PART II - ROUTES 2.99 TO 2.00 M/M/M					
N/A					
PART III - ROUTES 1.99 TO 1.00 M/M/M					
N/A					
PART IV - ROUTES BELOW .99 M/M/M					
N/A					

\* Official and coin message's are not included in call distribution studies; therefore, official and coin access lines from Attachment C were excluded in calculating calling rates.

One-Way-Calling rate of 2.0 messages per main station per month (M/M/M) with 50% of the customers making 1 or more calls/month.

Source: Call Distribution Study (05-01-87 thru 05-31-87)

Long Distance Calling for Southern Bell Exchanges, As Follows:

Study Period: 05/1/87 through 05/31/87

Attachment B, Page 1 of 4

Route: BRACEVILLE TO BONIFAY

NUMBER OF ACCOUNTS MAKING CALLS AT THESE LEVELS      NUMBER OF MESSAGES PLACED BY THESE LEVELS

MESSAGE LEVEL PER ACCOUNT	RES	BUS	RES BUS	PERCENT OF TOTAL	ACCUM. PERCENT OF TOTAL	RES	BUS	RES BUS	PERCENT OF TOTAL	ACCUM. PERCENT OF TOTAL
26 +	13	6	19	0.74%	0.74%	525	355	880	20.75%	20.75%
25	2	1	3	0.12%	0.86%	50	25	75	1.77%	22.52%
24	3	1	4	0.16%	1.02%	72	24	96	2.26%	24.79%
23	1	0	1	0.04%	1.06%	23	0	23	0.54%	25.33%
22	0	1	1	0.04%	1.10%	0	22	22	0.52%	25.85%
21	4	1	5	0.20%	1.29%	84	21	105	2.48%	28.33%
20	1	1	2	0.08%	1.37%	20	20	40	0.94%	29.27%
19	2	1	3	0.12%	1.49%	38	19	57	1.34%	30.61%
18	8	1	9	0.35%	1.84%	144	18	162	3.82%	34.43%
17	2	1	3	0.12%	1.96%	34	17	51	1.20%	35.64%
16	4	0	4	0.16%	2.12%	64	0	64	1.51%	37.15%
15	3	1	4	0.16%	2.27%	45	15	60	1.42%	38.56%
14	3	2	5	0.20%	2.47%	42	28	70	1.65%	40.21%
13	8	1	9	0.35%	2.82%	104	13	117	2.76%	42.97%
12	6	3	9	0.35%	3.17%	72	36	108	2.55%	45.52%
11	9	3	12	0.47%	3.64%	99	33	132	3.11%	48.63%
10	5	3	8	0.31%	3.96%	50	30	80	1.89%	50.52%
9	14	7	21	0.82%	4.78%	126	63	189	4.46%	54.98%
8	14	4	18	0.71%	5.48%	112	32	144	3.40%	58.37%
7	22	4	26	1.02%	6.50%	154	28	182	4.29%	62.67%
6	26	4	30	1.18%	7.68%	156	24	180	4.25%	66.91%
5	37	7	44	1.72%	9.40%	185	35	220	5.19%	72.10%
4	52	10	62	2.43%	11.83%	208	40	248	5.85%	77.95%
3	67	19	86	3.37%	15.20%	201	57	258	6.08%	84.03%
2	156	32	188	7.36%	22.56%	312	64	376	8.87%	92.90%
1	262	39	301	11.79%	34.35%	262	39	301	7.10%	100.00%
0	1479	197	1676	65.65%	100.00%	0	0	0	0.00%	
TOTAL	2203	350	2553	100.00%		3182	1058	4240	100.00%	

Long Distance Calling for Southern Bell Exchanges, As Follows:

Study Period: 05/1/87 through 05/31/87

Attachment B, Page 2 of 4

Route: GRACEVILLE TO WESTVILLE

NUMBER OF ACCOUNTS MAKING CALLS AT THESE LEVELS      NUMBER OF MESSAGES PLACED BY THESE LEVELS

MESSAGE LEVEL PER ACCOUNT	RES	BUS	RES BUS TOTAL	PERCENT OF TOTAL	ACCUM. OF TOTAL	RES	BUS	RES BUS TOTAL	PERCENT OF TOTAL	ACCUM. OF TOTAL
26 +	0	0	0	0.00%	0.00%	0	0	0	0.00%	0.00%
25	0	0	0	0.00%	0.00%	0	0	0	0.00%	0.00%
24	0	0	0	0.00%	0.00%	0	0	0	0.00%	0.00%
23	0	0	0	0.00%	0.00%	0	0	0	0.00%	0.00%
22	0	0	0	0.00%	0.00%	0	0	0	0.00%	0.00%
21	1	0	1	0.04%	0.04%	21	0	21	6.69%	6.69%
20	0	0	0	0.00%	0.04%	0	0	0	0.00%	6.69%
19	0	0	0	0.00%	0.04%	0	0	0	0.00%	6.69%
18	0	0	0	0.00%	0.04%	0	0	0	0.00%	6.69%
17	0	1	1	0.04%	0.08%	0	17	17	5.41%	12.10%
16	0	0	0	0.00%	0.08%	0	0	0	0.00%	12.10%
15	0	0	0	0.00%	0.08%	0	0	0	0.00%	12.10%
14	0	0	0	0.00%	0.08%	0	0	0	0.00%	12.10%
13	0	0	0	0.00%	0.08%	0	0	0	0.00%	12.10%
12	1	0	1	0.04%	0.12%	12	0	12	3.82%	15.92%
11	0	0	0	0.00%	0.12%	0	0	0	0.00%	15.92%
10	2	0	2	0.08%	0.20%	20	0	20	6.37%	22.29%
9	0	1	1	0.04%	0.24%	0	9	9	2.87%	25.16%
8	2	0	2	0.08%	0.31%	16	0	16	5.10%	30.25%
7	2	1	3	0.12%	0.43%	14	7	21	6.69%	36.94%
6	1	1	2	0.08%	0.51%	6	6	12	3.82%	40.76%
5	7	3	10	0.39%	0.90%	35	15	50	15.92%	56.69%
4	5	1	6	0.24%	1.14%	20	4	24	7.64%	64.33%
3	8	2	10	0.39%	1.53%	24	6	30	9.55%	73.89%
2	17	1	18	0.71%	2.23%	34	2	36	11.46%	85.35%
1	38	8	46	1.80%	4.03%	38	8	46	14.65%	100.00%
0	2119	331	2450	95.97%	100.00%	0	0	0	0.00%	
TOTAL	2203	350	2553	100.00%		240	74	314	100.00%	

Long Distance Calling for Southern Bell Exchanges, As Follows:

Study Period: 05/1/87 through 05/31/87

Attachment B, Page 3 of 4

Route: BRADDEVILLE TO REYNOLDS HILL

NUMBER OF ACCOUNTS MAKING CALLS AT THESE LEVELS      NUMBER OF MESSAGES PLACED BY THESE LEVELS

MESSAGE LEVEL PER ACCOUNT	RES	BUS	RES BUS	PERCENT OF TOTAL	ACCUM. PERCENT OF TOTAL	RES	BUS	RES BUS	PERCENT OF TOTAL	ACCUM. PERCENT OF TOTAL
26 +	0	0	0	0.00%	0.00%	0	0	0	0.00%	0.00%
25	0	0	0	0.00%	0.00%	0	0	0	0.00%	0.00%
24	0	0	0	0.00%	0.00%	0	0	0	0.00%	0.00%
23	0	0	0	0.00%	0.00%	0	0	0	0.00%	0.00%
22	0	1	1	0.04%	0.04%	0	22	22	6.08%	6.08%
21	0	1	1	0.04%	0.08%	0	21	21	5.80%	11.88%
20	0	0	0	0.00%	0.08%	0	0	0	0.00%	11.88%
19	0	0	0	0.00%	0.08%	0	0	0	0.00%	11.88%
18	0	0	0	0.00%	0.08%	0	0	0	0.00%	11.88%
17	0	0	0	0.00%	0.08%	0	0	0	0.00%	11.88%
16	0	0	0	0.00%	0.08%	0	0	0	0.00%	11.88%
15	1	0	1	0.04%	0.12%	15	0	15	4.14%	16.02%
14	0	0	0	0.00%	0.12%	0	0	0	0.00%	16.02%
13	1	0	1	0.04%	0.16%	13	0	13	3.59%	19.61%
12	0	1	1	0.04%	0.20%	0	12	12	3.31%	22.93%
11	0	0	0	0.00%	0.20%	0	0	0	0.00%	22.93%
10	0	0	0	0.00%	0.20%	0	0	0	0.00%	22.93%
9	0	0	0	0.00%	0.20%	0	0	0	0.00%	22.93%
8	0	1	1	0.04%	0.24%	0	8	8	2.21%	25.14%
7	2	1	3	0.12%	0.35%	14	7	21	5.80%	30.94%
6	1	2	3	0.12%	0.47%	6	12	18	4.97%	35.91%
5	1	3	4	0.16%	0.63%	5	15	20	5.52%	41.44%
4	4	3	7	0.27%	0.90%	16	12	28	7.73%	49.17%
3	11	5	16	0.63%	1.53%	33	15	48	13.26%	62.43%
2	32	5	37	1.45%	2.98%	64	10	74	20.44%	82.87%
1	44	18	62	2.43%	5.41%	44	18	62	17.13%	100.00%
0	2106	309	2415	94.59%	100.00%	0	0	0	0.00%	
TOTAL	2203	350	2553	100.00%		210	152	362	100.00%	



Long Distance Calling for Southern Bell Exchanges, As Follows:

Study Period: 05/1/87 through 05/31/87

Attachment B, Page 4 of 4

Route: GRACEVILLE TO PONCE DE LEON

NUMBER OF ACCOUNTS MAKING CALLS AT THESE LEVELS      NUMBER OF MESSAGES PLACED BY THESE LEVELS

MESSAGE LEVEL PER ACCOUNT	RES	BUS	RES BUS	PERCENT DF	ACCUM. PERCENT DF	RES BUS	RES BUS	PERCENT DF	ACCUM. PERCENT DF
TOTAL	TOTAL	TOTAL	TOTAL	TOTAL	TOTAL	TOTAL	TOTAL	TOTAL	TOTAL
26 +	0	0	0	0.00%	0.00%	0	0	0	0.00%
25	0	0	0	0.00%	0.00%	0	0	0	0.00%
24	0	0	0	0.00%	0.00%	0	0	0	0.00%
23	0	0	0	0.00%	0.00%	0	0	0	0.00%
22	0	0	0	0.00%	0.00%	0	0	0	0.00%
21	0	0	0	0.00%	0.00%	0	0	0	0.00%
20	0	0	0	0.00%	0.00%	0	0	0	0.00%
19	0	0	0	0.00%	0.00%	0	0	0	0.00%
18	0	0	0	0.00%	0.00%	0	0	0	0.00%
17	0	0	0	0.00%	0.00%	0	0	0	0.00%
16	0	0	0	0.00%	0.00%	0	0	0	0.00%
15	0	0	0	0.00%	0.00%	0	0	0	0.00%
14	0	0	0	0.00%	0.00%	0	0	0	0.00%
13	0	0	0	0.00%	0.00%	0	0	0	0.00%
12	0	0	0	0.00%	0.00%	0	0	0	0.00%
11	0	0	0	0.00%	0.00%	0	0	0	0.00%
10	0	0	0	0.00%	0.00%	0	0	0	0.00%
9	0	0	0	0.00%	0.00%	0	0	0	0.00%
8	0	0	0	0.00%	0.00%	0	0	0	0.00%
7	0	0	0	0.00%	0.00%	0	0	0	0.00%
6	0	0	0	0.00%	0.00%	0	0	0	0.00%
5	0	0	0	0.00%	0.00%	0	0	0	0.00%
4	0	0	0	0.00%	0.00%	0	0	0	0.00%
3	0	0	0	0.00%	0.00%	0	0	0	0.00%
2	0	0	0	0.00%	0.00%	0	0	0	0.00%
1	0	0	0	0.00%	0.00%	0	0	0	0.00%
0	2203	350	2553	100.00%	100.00%	0	0	0	0.00%
TOTAL	2203	350	2553	100.00%		1	0	1	0.00%

TELEPHONE LINES IN THE SOUTHERN BELL EXCHANGES OF  
HOLMES COUNTY  
DOCKET 1 NO.870248 -TL ORDER NO. 17477  
STATION CLASSIFICATION DATA \*

GRACEVILLE

1FR	1952
1FR - ROTARY	0
2FR	163
4FR	88
MEASURED RESIDENCE	0
1FB + BUSINESS AUX	256
1FB ROTARY	51
2FB	2
4FB	2
1MB	1
MEASURED BUSINESS	0
SPT	6
MOBILE	0
PBX - MEASURED TRK	NA
PBX - TOTAL MSG TRK	10
PBX - FLAT INW	2
PBX - FLAT OUT & 2 WAY	20
SUB OWNED PBX AND CTX	N/A
CENIREX TRUNKS	0
OFFICIAL	56
PT	33
TOTAL	2642

\* SOURCE: MONTHLY REPORT #7  
AS OF 05-31-87

SOUTHERN BELL TELEPHONE AND TELEGRAPH COMPANY  
FLORIDA  
LONG DISTANCE TOLL INFORMATION FOR  
HOLMES COUNTY

	TOLL RATE (DAY PERIOD)		AIRLINE	AVG. REV.
	<u>INITIAL MINUTE</u>	<u>OVERTIME MINUTE</u>	<u>MILES *</u>	<u>PER MSG</u>
FROM: GRACEVILLE TO: BONIFAY	.28	.16	16	.64
FROM: GRACEVILLE TO: REYNOLDS HILL	.40	.28	24	.91
FROM: GRACEVILLE TO: PONCE DE LEON	.40	.28	31	0.0
FROM: GRACEVILLE TO: WESTVILLE	.40	.28	23	1.11

\* RATE CENTER TO RATE CENTER

HOLMES COUNTY  
 GRACEVILLE TO BONIFAY  
 EAS/OPTIONAL CALLING PLAN STUDY  
 RESIDENCE

FSD MJ04-00-2-C  
 DATE 06-04-87  
 TIME 12:41

FORM 4311-3  
 RETAIN OPT  
 AREA

DAILY/HOURLY DISTRIBUTION OF MESSAGES

CYCLE 153 JES NUMBER-JOB03271 JOB NAME-MJ04A03 JOB STEP-MJ04A03 PROC STEP-S010 PROGRAM NAME-MJ04A020 PAGE 3

ORIGINATING RATE-CENTER: 088  
 TERMINATING RATE-CENTER: 018

STUDY PERIOD 05-01-87 THRU 05-31-87  
 REQUEST NUMBER: 05

HOUR OF DAY	12	1	2	3	4	5	6	7	8	9	10	11
<b>MONDAY</b>												
BUS (AM)	0	0	0	0	0	0	0	0	0	0	0	0
RES (AM)	1	0	0	0	0	1	17	24	34	43	23	26
BUS (PM)	0	0	0	0	0	0	0	0	0	0	0	0
RES (PM)	20	35	20	38	38	40	39	46	39	26	8	2
TOTAL	21	35	20	38	38	41	56	70	73	69	31	28
<b>TUESDAY</b>												
BUS (AM)	0	0	0	0	0	0	0	0	0	0	0	0
RES (AM)	0	0	0	0	0	2	14	19	38	37	19	21
BUS (PM)	0	0	0	0	0	0	0	0	0	0	0	0
RES (PM)	18	15	16	44	39	36	33	30	36	34	9	7
TOTAL	18	15	16	44	39	38	47	49	74	71	28	28
<b>WEDNESDAY</b>												
BUS (AM)	0	0	0	0	0	0	0	0	0	0	0	0
RES (AM)	0	2	1	4	0	1	18	23	29	27	29	25
BUS (PM)	0	0	0	0	0	0	0	0	0	0	0	0
RES (PM)	33	15	29	27	39	48	51	38	40	29	11	4
TOTAL	33	17	30	31	39	49	69	61	69	56	40	29
<b>THURSDAY</b>												
BUS (AM)	0	0	0	0	0	0	0	0	0	0	0	0
RES (AM)	0	0	1	1	0	3	11	21	34	32	22	35
BUS (PM)	0	0	0	0	0	0	0	0	0	0	0	0
RES (PM)	25	22	19	29	28	37	43	34	26	18	12	1
TOTAL	25	22	20	30	28	40	54	55	60	50	34	36
<b>FRIDAY</b>												
BUS (AM)	0	0	0	0	0	0	0	0	0	0	0	0
RES (AM)	0	2	3	0	1	3	20	27	33	19	26	13
BUS (PM)	0	0	0	0	0	0	0	0	0	0	0	0
RES (PM)	23	25	19	33	35	62	32	30	30	24	8	1
TOTAL	23	27	22	33	36	65	52	57	63	43	34	14
<b>SATURDAY</b>												
BUS (AM)	0	0	0	0	0	0	0	0	0	0	0	0
RES (AM)	2	0	0	0	0	4	6	22	28	35	28	33
BUS (PM)	0	0	0	0	0	0	0	0	0	0	0	0
RES (PM)	29	18	28	23	40	34	16	15	17	15	4	4
TOTAL	31	18	28	23	40	38	22	37	45	50	32	37
<b>SUNDAY</b>												
BUS (AM)	0	0	0	0	0	0	0	0	0	0	0	0
RES (AM)	1	0	0	0	0	0	5	12	36	34	23	13
BUS (PM)	0	0	0	0	0	0	0	0	0	0	0	0
RES (PM)	17	13	19	18	42	18	17	22	35	18	3	2
TOTAL	18	13	19	18	42	18	22	34	71	52	26	15
GRAND TOT	169	147	155	217	262	289	322	363	455	391	225	187



HOLMES COUNTY  
 GRACEVILLE TO BONIFAY  
 EAS/OPTIONAL CALLING PLAN STUDY  
 BUSINESS

FORM 4311-3  
 RETAIN OPT  
 AREA

SD MJ04-00-2-C  
 ATE 06-04-87  
 TIME 12:41

YCLE 153 JES NUMBER-JOB03271 JOB NAME-MJ04A03 JOB STEP-MJ04A03 PROC STEP-S010 PROGRAM NAME-MJ04A020 PAGE 3  
 RIGINATING RATE-CENTER: 088 STUDY PERIOD 05-01-87 THRU 05-31-87  
 TERMINATING RATE-CENTER: 018 REQUEST NUMBER: 06

OUR OF DAY	12	1	2	3	4	5	6	7	8	9	10	11
MONDAY												
BUS (AM)	0	0	0	0	0	0	2	7	25	27	21	18
RES (AM)	0	0	0	0	0	0	0	0	0	0	0	0
BUS (PM)	11	23	12	15	11	8	3	2	3	1	0	0
RES (PM)	0	0	0	0	0	0	0	0	0	0	0	0
TOTAL	11	23	12	15	11	8	5	9	28	28	21	18
TUESDAY												
BUS (AM)	0	0	0	0	0	0	2	10	18	27	23	18
RES (AM)	0	0	0	0	0	0	0	0	0	0	0	0
BUS (PM)	10	18	15	18	11	12	4	2	8	6	6	1
RES (PM)	0	0	0	0	0	0	0	0	0	0	0	0
TOTAL	10	18	15	18	11	12	6	12	26	33	29	19
WEDNESDAY												
BUS (AM)	0	0	0	0	0	2	7	1	21	19	14	11
RES (AM)	0	0	0	0	0	0	0	0	0	0	0	0
BUS (PM)	13	18	13	13	11	3	2	3	3	1	0	0
RES (PM)	0	0	0	0	0	0	0	0	0	0	0	0
TOTAL	13	18	13	13	11	5	9	4	24	20	14	11
THURSDAY												
BUS (AM)	0	0	0	0	0	0	7	6	19	21	26	19
RES (AM)	0	0	0	0	0	0	0	0	0	0	0	0
BUS (PM)	5	20	10	16	14	6	9	4	2	0	3	0
RES (PM)	0	0	0	0	0	0	0	0	0	0	0	0
TOTAL	5	20	10	16	14	6	16	10	21	21	29	19
FRIDAY												
BUS (AM)	0	0	0	0	0	1	1	7	26	27	24	19
RES (AM)	0	0	0	0	0	0	0	0	0	0	0	0
BUS (PM)	15	25	19	9	11	11	8	2	2	1	1	0
RES (PM)	0	0	0	0	0	0	0	0	0	0	0	0
TOTAL	15	25	19	9	11	12	9	9	28	28	25	19
SATURDAY												
BUS (AM)	0	0	0	0	0	0	0	2	6	9	5	1
RES (AM)	0	0	0	0	0	0	0	0	0	0	0	0
BUS (PM)	4	6	6	6	2	6	4	2	0	2	0	0
RES (PM)	0	0	0	0	0	0	0	0	0	0	0	0
TOTAL	4	6	6	6	2	6	4	4	6	11	5	1
SUNDAY												
BUS (AM)	0	0	0	0	0	0	0	1	3	2	2	2
RES (AM)	0	0	0	0	0	0	0	0	0	0	0	0
BUS (PM)	2	2	5	3	4	2	4	2	6	5	2	1
RES (PM)	0	0	0	0	0	0	0	0	0	0	0	0
TOTAL	2	2	5	3	4	2	4	3	9	7	4	3
RAND TOT	60	112	80	80	64	51	53	51	142	148	127	90

HOLMES COUNTY  
GRACEVILLE TO PONCE DE LEON  
EAS/OPTIONAL CALLING PLAN STUDY  
RESIDENCE

PAGE 4 of 9

FSD MJ04-00-2-C  
DATE 06-04-87  
TIME 12:41  
CYCLE 153

JES NUMBER-JOB03271 JOB NAME-MJ04A03 JOB STEP-MJ04A03 PROC STEP-S010

PROGRAM NAME-MJ04A020

FORM 4311-1  
RETAIN OPT  
AREA  
PAGE 1

ORIGINATING RATE-CENTER: 088  
TERMINATING RATE-CENTER: 196

STUDY PERIOD 05-01-87 THRU 05-31-87  
REQUEST NUMBER: 07

THERE HAVE BEEN NO MESSAGES FITTING THIS SELECTION CRITERIA



HOLMES COUNTY  
GRACEVILLE TO PONCE DE LEON  
EAS/OPTIONAL CALLING PLAN STUDY

PAGE 5 of 9

FORM 4311-1  
RETAIN OPT  
AREA  
PAGE 1

FSD MJ04-00-2-C  
DATE 06-04-87  
TIME 12:41  
CYCLE 153

JES NUMBER-JOB03271 JOB NAME-MJ04A03

BUSINESS  
JOB STEP-MJ04A03 PROC STEP-S010

PROGRAM NAME-MJ04A020

ORIGINATING RATE-CENTER: 088  
TERMINATING RATE-CENTER: 196

STUDY PERIOD 05-01-87 THRU 05-31-87  
REQUEST NUMBER: 08

THERE HAVE BEEN NO MESSAGES FITTING THIS SELECTION CRITERIA



HOLMES COUNTY  
 GRACEVILLE TO REYNOLDS HILL  
 EAS/OPTIONAL CALLING PLAN STUDY

FSD MJ04-00-2-C  
 DATE 06-01-87  
 TIME 12:41

FORM 4311-3  
 RETAIN OPT  
 AREA

RESIDENCE

DAILY/HOURLY DISTRIBUTION OF MESSAGES

CYCLE 153 JES NUMBER-JOB03271 JOB NAME-MJ04A03 JOB STEP-MJ04A03 PROC STEP-\$010 PROGRAM NAME-MJ04A020 PAGE 3

ORIGINATING RATE-CENTER: 088  
 TERMINATING RATE-CENTER: 291

STUDY PERIOD 05-01-87 THRU 05-31-87  
 REQUEST NUMBER: 11

HOUR OF DAY	12	1	2	3	4	5	6	7	8	9	10	11
MONDAY												
BUS (AM)	0	0	0	0	0	0	0	0	0	0	0	0
RES (AM)	1	0	0	0	0	1	5	1	4	4	0	0
BUS (PM)	0	0	0	0	0	0	0	0	0	0	0	0
RES (PM)	1	2	3	0	3	3	0	2	4	3	1	0
TOTAL	2	2	3	0	3	4	5	3	8	7	1	0
TUESDAY												
BUS (AM)	0	0	0	0	0	0	0	0	0	0	0	0
RES (AM)	0	1	0	0	0	1	1	1	0	0	0	0
BUS (PM)	0	0	0	0	0	0	0	0	0	0	0	0
RES (PM)	0	0	2	0	3	1	3	1	5	1	0	0
TOTAL	0	1	2	0	3	2	4	2	5	1	0	0
WEDNESDAY												
BUS (AM)	0	0	0	0	0	0	0	0	0	0	0	0
RES (AM)	0	0	0	2	0	0	0	1	0	0	1	1
BUS (PM)	0	0	0	0	0	0	0	0	0	0	0	0
RES (PM)	0	1	1	1	1	0	2	2	4	2	1	1
TOTAL	0	1	1	3	1	0	2	3	4	2	2	2
THURSDAY												
BUS (AM)	0	0	0	0	0	0	0	0	0	0	0	0
RES (AM)	0	0	0	0	0	1	1	3	2	0	0	0
BUS (PM)	0	0	0	0	0	0	0	0	0	0	0	0
RES (PM)	0	1	0	2	3	2	2	1	4	5	1	0
TOTAL	0	1	0	2	3	3	3	4	6	5	1	0
FRIDAY												
BUS (AM)	0	0	0	0	0	0	0	0	0	0	0	0
RES (AM)	0	0	0	0	0	0	3	1	0	4	2	0
BUS (PM)	0	0	0	0	0	0	0	0	0	0	0	0
RES (PM)	1	1	0	1	2	2	6	3	5	3	0	1
TOTAL	1	1	0	1	2	2	9	4	5	7	2	1
SATURDAY												
BUS (AM)	0	0	0	0	0	0	0	0	0	0	0	0
RES (AM)	0	0	0	0	0	0	2	0	4	2	1	2
BUS (PM)	0	0	0	0	0	0	0	0	0	0	0	0
RES (PM)	0	1	2	1	0	3	1	2	2	1	0	0
TOTAL	0	1	2	1	0	3	3	2	6	3	1	2
SUNDAY												
BUS (AM)	0	0	0	0	0	0	0	0	0	0	0	0
RES (AM)	0	1	0	0	0	0	0	0	2	4	2	0
BUS (PM)	0	0	0	0	0	0	0	0	0	0	0	0
RES (PM)	3	2	3	3	8	2	3	1	6	4	0	0
TOTAL	3	3	3	3	8	2	3	1	8	8	2	0
GRAND TOT	6	10	11	10	20	16	29	19	42	33	9	5



HOLMES COUNTY

GRACEVILLE TO REYNOLDS HILL  
EAS/OPTIONAL CALLING PLAN STUDY

FORM 4311-3  
RETAIN OPT  
AREA

FSD MJ04-00-2-C  
DATE 05-04-87  
TIME 12:41

BUSINESS

DAILY/HOURLY DISTRIBUTION OF MESSAGES

CYCLE 153 JES NUMBER-J0B03271 JOB NAME-MJ04A03 JOB STEP-MJ04A03 PROC STEP-S010 PROGRAM NAME-MJ04A020

PAGE 3

ORIGINATING RATE-CENTER: 088  
TERMINATING RATE-CENTER: 291

STUDY PERIOD 05-01-87 THRU 05-31-87  
REQUEST NUMBER: 12

HOUR OF DAY	12	1	2	3	4	5	6	7	8	9	10	11
MONDAY												
BUS (AM)	0	0	1	0	0	0	1	3	1	5	5	2
RES (AM)	0	0	0	0	0	0	0	0	0	0	0	0
BUS (PM)	0	1	0	1	1	1	1	1	0	0	0	0
RES (PM)	0	0	0	0	0	0	0	0	0	0	0	0
TOTAL	0	1	1	1	1	1	2	4	1	5	5	2
TUESDAY												
BUS (AM)	0	0	0	0	0	0	0	0	4	4	1	0
RES (AM)	0	0	0	0	0	0	0	0	0	0	0	0
BUS (PM)	2	2	1	1	3	0	1	0	2	1	0	0
RES (PM)	0	0	0	0	0	0	0	0	0	0	0	0
TOTAL	2	2	1	1	3	0	1	0	6	5	1	0
WEDNESDAY												
BUS (AM)	0	0	0	0	0	0	0	2	2	1	2	1
RES (AM)	0	0	0	0	0	0	0	0	0	0	0	0
BUS (PM)	0	1	1	0	1	0	0	0	2	0	0	0
RES (PM)	0	0	0	0	0	0	0	0	0	0	0	0
TOTAL	0	1	1	0	1	0	0	2	4	1	2	1
THURSDAY												
BUS (AM)	0	0	0	0	0	0	0	2	8	2	3	0
RES (AM)	0	0	0	0	0	0	0	0	0	0	0	0
BUS (PM)	1	1	4	1	5	1	0	1	0	4	0	1
RES (PM)	0	0	0	0	0	0	0	0	0	0	0	0
TOTAL	1	1	4	1	5	1	0	3	8	6	3	1
FRIDAY												
BUS (AM)	1	2	0	0	0	0	0	2	0	2	3	5
RES (AM)	0	0	0	0	0	0	0	0	0	0	0	0
BUS (PM)	0	3	3	2	2	3	3	1	1	1	0	0
RES (PM)	0	0	0	0	0	0	0	0	0	0	0	0
TOTAL	1	5	3	2	2	3	3	3	1	3	3	5
SATURDAY												
BUS (AM)	0	0	0	0	0	0	0	0	4	2	1	0
RES (AM)	0	0	0	0	0	0	0	0	0	0	0	0
BUS (PM)	0	1	0	2	0	1	1	0	0	0	0	0
RES (PM)	0	0	0	0	0	0	0	0	0	0	0	0
TOTAL	0	1	0	2	0	1	1	0	4	2	1	0
SUNDAY												
BUS (AM)	0	0	0	0	0	0	0	0	1	0	0	1
RES (AM)	0	0	0	0	0	0	0	0	0	0	0	0
BUS (PM)	0	2	1	0	0	1	4	1	1	1	0	0
RES (PM)	0	0	0	0	0	0	0	0	0	0	0	0
TOTAL	0	2	1	0	0	1	4	1	2	1	0	1
GRAND TOT	4	13	11	7	12	7	11	13	26	23	15	10



HOLMES COUNTY  
 GRACEVILLE TO WESTVILLE  
 EAS/OPTIONAL CALLING PLAN STUDY

FORM 4311-3  
 RETAIN OPT  
 AREA

SD MJ04-00-2-C  
 DATE 05-04-87  
 TIME 12:41

DAILY/HOURLY DISTRIBUTION OF MESSAGES

PAGE 3

CYCLE 153 JFS NUMBER-JOB03271 JOB NAME-MJ04A03 JOB STEP-MJ04A03 PROC STEP-S010 PROGRAM NAME-MJ04A020

ORIGINATING RATE-CENTER: 088  
 TERMINATING RATE-CENTER: 239

STUDY PERIOD 05-01-87 THRU 05-31-87  
 REQUEST NUMBER: 09

HOURLY OF DAY	12	1	2	3	4	5	6	7	8	9	10	11
MONDAY												
BUS (AM)	0	0	0	0	0	0	0	0	0	0	0	0
RES (AM)	0	0	0	0	0	0	0	2	0	0	3	0
BUS (PM)	0	0	0	0	0	0	0	0	0	0	0	0
RES (PM)	5	0	4	3	0	1	2	3	1	4	2	0
TOTAL	5	0	4	3	0	1	2	5	1	4	5	0
TUESDAY												
BUS (AM)	0	0	0	0	0	0	0	0	0	0	0	0
RES (AM)	0	0	0	0	0	0	1	0	1	1	0	3
BUS (PM)	0	0	0	0	0	0	0	0	0	0	0	0
RES (PM)	3	2	3	0	2	3	1	1	1	5	1	0
TOTAL	3	2	3	0	2	3	2	1	2	6	1	3
WEDNESDAY												
BUS (AM)	0	0	0	0	0	0	0	0	0	0	0	0
RES (AM)	0	0	0	0	0	0	0	0	6	3	3	1
BUS (PM)	0	0	0	0	0	0	0	0	0	0	0	0
RES (PM)	1	1	1	1	4	6	2	5	5	5	1	0
TOTAL	1	1	1	1	4	6	2	5	11	8	4	1
THURSDAY												
BUS (AM)	0	0	0	0	0	0	0	0	0	0	0	0
RES (AM)	1	0	0	0	0	1	1	0	2	2	2	0
BUS (PM)	0	0	0	0	0	0	0	0	0	0	0	0
RES (PM)	2	0	1	2	1	5	3	2	5	3	1	0
TOTAL	3	0	1	2	1	6	4	2	7	5	3	0
FRIDAY												
BUS (AM)	0	0	0	0	0	0	0	0	0	0	0	0
RES (AM)	0	0	0	0	0	0	1	2	0	2	2	2
BUS (PM)	0	0	0	0	0	0	0	0	0	0	0	0
RES (PM)	1	3	1	0	1	1	2	2	7	0	0	0
TOTAL	1	3	1	0	1	1	3	4	7	2	2	2
SATURDAY												
BUS (AM)	0	0	0	0	0	0	0	0	0	0	0	0
RES (AM)	0	0	0	0	0	0	0	3	3	5	3	4
BUS (PM)	0	0	0	0	0	0	0	0	0	0	0	0
RES (PM)	2	0	4	2	4	5	3	0	5	0	0	0
TOTAL	2	0	4	2	4	5	3	3	8	5	3	4
SUNDAY												
BUS (AM)	0	0	0	0	0	0	0	0	0	0	0	0
RES (AM)	0	0	0	0	0	0	2	1	3	2	4	1
BUS (PM)	0	0	0	0	0	0	0	0	0	0	0	0
RES (PM)	0	1	1	1	1	1	5	5	3	1	1	0
TOTAL	0	1	1	1	1	1	7	6	6	3	5	1
GRAND TOT	15	7	15	9	13	23	23	26	42	33	23	11

HOLMES COUNTY  
 GRACEVILLE TO WESTVILLE  
 EAS/OPTIONAL CALLING PLAN STUDY  
 BUSINESS

PGAE 9 of 9

FSD MJ04-00-2-C  
 DATE 06-04-87  
 TIME 12:41

FORM 4311-3  
 RETAIN OPT  
 AREA

DAILY/HOURLY DISTRIBUTION OF MESSAGES  
 CYCLE 153 JES NUMBER-J0B03271 JOB NAME-MJ04A03 JOB STEP-MJ04A03 PROC STEP-S010

PROGRAM NAME-MJ04A020

PAGE 3

ORIGINATING RATE-CENTER: 088  
 TERMINATING RATE-CENTER: 239

STUDY PERIOD 05-01-87 THRU 05-31-87  
 REQUEST NUMBER: 10

HOUR OF DAY	12	1	2	3	4	5	6	7	8	9	10	11
MONDAY												
BUS (AM)	0	0	0	0	0	0	0	0	0	2	2	0
RES (AM)	0	0	0	0	0	0	0	0	0	0	0	0
BUS (PM)	0	0	1	1	0	1	0	1	1	0	0	0
RES (PM)	0	0	0	0	0	0	0	0	0	0	0	0
TOTAL	0	0	1	1	0	1	0	1	1	2	2	0
TUESDAY												
BUS (AM)	0	0	0	0	0	0	0	0	3	6	1	0
RES (AM)	0	0	0	0	0	0	0	0	0	0	0	0
BUS (PM)	0	1	0	1	0	0	1	0	0	0	1	0
RES (PM)	0	0	0	0	0	0	0	0	0	0	0	0
TOTAL	0	1	0	1	0	0	1	0	3	6	2	0
WEDNESDAY												
BUS (AM)	0	0	0	0	0	0	0	0	2	3	4	1
RES (AM)	0	0	0	0	0	0	0	0	0	0	0	0
BUS (PM)	0	1	1	2	0	0	0	0	0	1	0	0
RES (PM)	0	0	0	0	0	0	0	0	0	0	0	0
TOTAL	0	1	1	2	0	0	0	0	2	4	4	1
THURSDAY												
BUS (AM)	0	0	0	0	0	0	0	1	2	2	3	1
RES (AM)	0	0	0	0	0	0	0	0	0	0	0	0
BUS (PM)	2	4	0	3	0	0	0	0	0	0	0	0
RES (PM)	0	0	0	0	0	0	0	0	0	0	0	0
TOTAL	2	4	0	3	0	0	0	1	2	2	3	1
FRIDAY												
BUS (AM)	0	0	0	0	0	0	0	0	5	1	0	1
RES (AM)	0	0	0	0	0	0	0	0	0	0	0	0
BUS (PM)	0	0	0	0	0	0	1	0	0	0	0	0
RES (PM)	0	0	0	0	0	0	0	0	0	0	0	0
TOTAL	0	0	0	0	0	0	1	0	5	1	0	1
SATURDAY												
BUS (AM)	0	0	0	0	0	0	0	0	0	0	1	0
RES (AM)	0	0	0	0	0	0	0	0	0	0	0	0
BUS (PM)	0	0	1	0	0	0	1	0	0	0	0	0
RES (PM)	0	0	0	0	0	0	0	0	0	0	0	0
TOTAL	0	0	1	0	0	0	1	0	0	0	1	0
SUNDAY												
BUS (AM)	0	0	0	0	0	0	0	0	0	2	0	1
RES (AM)	0	0	0	0	0	0	0	0	0	0	0	0
BUS (PM)	1	0	0	0	1	0	1	0	0	0	0	1
RES (PM)	0	0	0	0	0	0	0	0	0	0	0	0
TOTAL	1	0	0	0	1	0	1	0	0	2	0	2
GRAND TOT	3	6	3	7	1	1	4	2	13	17	12	5

SOUTHERN BELL TELEPHONE AND TELEGRAPH COMPANY  
FLORIDA  
INTER-EXCHANGE TRAFFIC DATA  
HOLMES COUNTY  
FOREIGN EXCHANGE SERVICE

<u>TELEPHONE NO. IN</u>	<u>TERMINATED</u>	<u>NUMBER OF LINES</u> <sup>1</sup>	<u>ESTIMATED MONTHLY CALLS</u> <sup>2</sup>	<u>ESTIMATED BUSY HOUR CCS</u> <sup>3</sup>
GRACEVILLE	BONIFAY	0	0	0
GRACEVILLE	PONCE DE LEON	0	0	0
GRACEVILLE	REYNOLDS HILL	0	0	0
GRACEVILLE	WESTVILLE	0	0	0

NOTE 1: AS OF MAY, 1987

NOTE 2: CALLS DEFINED AS MESSAGES OR COMPLETED CALLS

NOTE 3: 1 CCS EQUALS 100 SECONDS

SOURCE: SPECIAL FX EXTRACTION

SOUTHERN BELL TELEPHONE AND TELEGRAPH COMPANY  
FLORIDA  
INER - EXCHANGE TRAFFIC DATA  
HOLMES COUNTY  
FOREIGN EXCHANGE INCLUDED

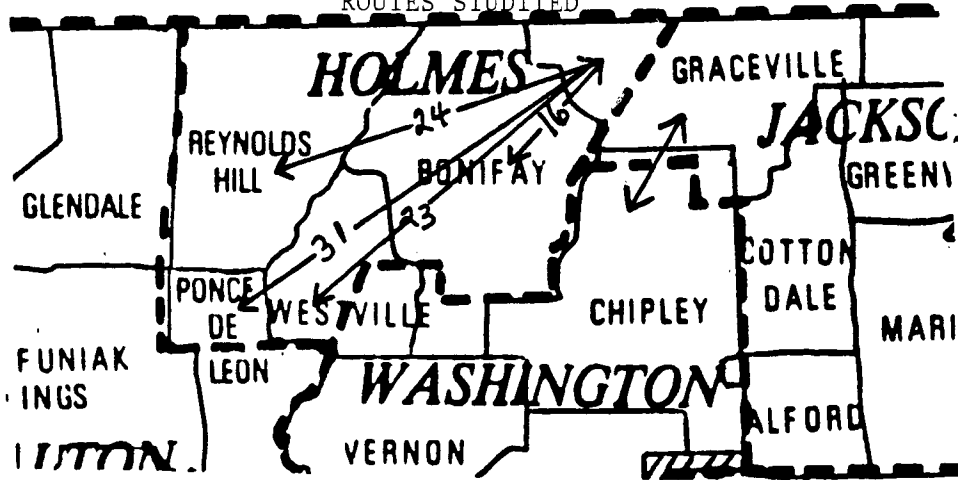
<u>STUDY ROUTE</u>	<u>MONTHLY MESSAGES</u>			<u>CALLING RATE PER ACCESS LINE PER MONTH *</u>			
	<u>RESIDENCE</u>	<u>BUSINESS</u>	<u>COMBINED</u>	<u>RESIDENCE</u>	<u>BUSINESS</u>	<u>COMBINED</u>	<u>COMBINED 2-WAY</u>
GRACEVILLE - BONIFAY	3182	1058	4240	1.44	20.50	1.66	0
GRACEVILLE TO PONCE DE LEON	0	0	0	0	0	0	0
GRACEVILLE - REYNOLDS HILL	210	152	362	.10	.43	.14	0
GRACEVILLE - WESTVILLE	240	74	314	.11	.21	.12	0

\* Official messages are not included in call distribution studies; therefore, official access lines were excluded in calculating calling rates.

Source: Call Distribution Study (05- 01-87 thru 05-31-87) Monthly Report #7 ( 05-31-87) Special Fx Extraction



SCHEMATIC MAP OF  
 MAP OF HOLMES COUNTY ARE  
 INDICATING EXISTING TELEPHONE  
 EXCHANGES AND EXTENDED AREA SERVICE  
 ROUTES STUDIED

ATTACHMENT F  
 PAGE 1 of 1  
 DOCKET NO. 870248-TL  
 ORDER NO. 17477



<u>FROM</u>	<u>TO</u>	<u>MILEAGE</u>	<u>M/M/M</u>	<u>PERCENT MAKING TWO OR MORE CALLS PER MONTH</u>
GRACEVILLE	BONIFAY	16	1.66	22.56
GRACEVILLE	REYNOLDS HILL	24	.14	2.98
GRACEVILLE	PONCE DE LEON	31	0	0.0
GRACEVILLE	WESTVILLE	23	.12	2.23

Legend

- 
 PRESENT EAS
- 
 PROPOSED EAS

DEMOGRAPHIC DESCRIPTION

Graceville Exchange

Graceville is a rural exchange located in the northern part of Jackson and Holmes Counties and bordered on the north by the State of Georgia. The principal concentration of development is in and around the town of Graceville in Jackson County. Major businesses are; the Gold Kist Peanut processing plant, the Esto Shirt Manufacturing plant, Vanity Fair, The Holmes County Fruit and Vegetable Association and Liberty Bible College. The Graceville economy has never recovered from the 1981-82 recession. The net growth from 1980 thru 1986 as measured by telephone line gain has been one. This follows an average growth of 82 per year during the 1970's.