

LAW OFFICES

MESSER, VICKERS, CAPARELLO, MADSEN, LEWIS, GOLDMAN & METZ
A PROFESSIONAL ASSOCIATION

ORIGINAL
FILE COPY

SUITE 701
215 SOUTH MONROE STREET
POST OFFICE BOX 1876
TALLAHASSEE, FLORIDA 32302-1876
TELEPHONE (904) 222-0720
TELECOPIER (904) 224-4359

SUITE 900
2000 PALM BEACH LAKES BOULEVARD
WEST PALM BEACH, FLORIDA 33409
TELEPHONE (407) 640-0820
TELECOPIER (407) 640-8202

REPLY TO: Tallahassee

August 23, 1993

Mr. Steve Tribble, Director
Division of Records and Reporting
Florida Public Service Commission
101 East Gaines Street
Tallahassee, Florida 32399-0850

HAND DELIVERY

Re: Docket Nos. 920655-WS and 920199-WS

Dear Mr. Tribble:

In connection with the consolidated Southern States Utilities, Inc.'s ("SSU") tariffs I transmitted to you on August 13, 1993, the AFPI tariff sheets were inadvertently omitted from the package. Accordingly, enclosed for filing is an original and three copies of the following.

1. AFPI water and wastewater tariff sheets for systems in Docket No. 920199-WS rate case;
2. AFPI water and wastewater tariff sheets for systems not in Docket No. 920199-WS rate case reformatted to conform to Docket No. 920199-WS systems sheet numbering scheme; and,
3. All other pages in Water Volume I, Section VI and Wastewater Volume II, Section VI reformatted to conform to Docket No. 920199-WS systems sheet numbering scheme. The sheets which reflect no changes other than being reformatted have the appropriate effective date already printed on them.

These pages should be added to the pages I transmitted on August 13th.

DOCUMENT NUMBER-DATE

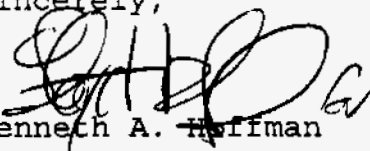
09085 AUG 23 1993 001384

FPSC-RECORDS/REPORTING

Mr. Steve Tribble
Page 2
August 23, 1993

Please call me if you have any questions.

Sincerely,



Kenneth A. Hoffman

FRS/rl
Enclosures
Parties of Record

3919

001385
1869

Mr. Steve Tribble
Page 3
August 23, 1993

CERTIFICATE OF SERVICE

I HEREBY CERTIFY that a copy of the AFPI tariff sheets were furnished by U.S. Mail on this 23th day of August, 1993, to the following:

Harold McLean, Esq.
Office of Public Counsel
111 West Madison Street
Room 812
Tallahassee, FL 32399-1400

Lila Jaber, Esq.
Division of Legal Services
101 East Gaines Street
Room 212
Tallahassee, Florida 32399

Catherine Bedell, Esq.
Division of Legal Services
101 East Gaines Street, Room 212
Tallahassee, Florida 32399

Stephen C. Reilly, Esq.
Office of Public Counsel
111 West Madison Street
Tallahassee, Florida 32399

Susan W. Fox, Esq.
MacFarlane Ferguson
P. O. Box 1531
Tampa, Florida 33601

Mr. Richard Bergmann
Gulfview Apartments of
Marco Island, Inc.
58 North Collier Boulevard
Marco Island, FL 33937

Michael Twomey, Esq.
Assistant Attorney General
Department of Legal Affairs
Room PL-01, The Capital
Tallahassee, Florida 32399-1500

Larry M. Haag, Esq.
County Attorney
107 N. Park Avenue
Suite 8
Inverness, Florida 34450

Michael S. Mullin, Esq.
P. O. Box 1563
Fernandina Beach, Florida 32034

By: 

KENNETH A. HOFFMAN, ESQ.

3920
001386
1870

INDEX OF SERVICE AVAILABILITY CHARGES

	<u>Sheet Number</u>
Index Of Service Availability Charges	1.0
Index Of Previous Sheet Numbers	1.1
Allowance For Funds Prudently Invested	2.0
Amelia Island	2.1
Beacon Hills	2.2
Beecher's Point	2.3
Burnt Store	2.4 - 2.5
Carlton Village	2.6
Citrus Springs	2.7
Deltona	2.8
Fountains	2.9
Gospel Island Estates	2.10
Holiday Haven	2.11
Interlachen Lake Estates	2.12
Keystone Heights	2.13
Lake Ajay Estates	2.14
Lehigh	2.15 - 2.16
Marco Shores	2.17
Marion Oaks	2.18 - 2.19
Palisades Country Club	2.20
Palm Port	2.21 - 2.22
Pine Ridge	2.23
Point O' Woods	2.24
Quail Ridge	2.25
Saratoga Harbour	2.26
Spring Hill	2.27
Sugar Mill	2.28
Sugar Mill Woods	2.29
Sunny Hills	2.30 - 2.31
Venetian Village	2.32
Woodmere	2.33 - 2.34
Main Extension Charge	3.0 - 3.2
Meter Installation Charge	4.0 - 4.2
Service Installation Charge	5.0 - 5.2
Plant Capacity Charge	6.0
Inspection Fee	7.0

3921

Effective Date:

By: Forrest L. Ludsen
 Forrest L. Ludsen, Vice President
 Customer Services

001387

1871

INDEX OF PREVIOUS SHEET NUMBERS

<u>System</u>	<u>County</u>	<u>Previous Sheet Number</u>
Citrus Springs	Citrus	Original No. 3.0
Lehigh	Lee	Original Nos. 3.1 - 3.2
Marion Oaks	Marion	Original Nos. 4.0 - 5.0
Pine Ridge	Citrus	Original No. 6.0
Sunny Hills	Washington	Original No. 7.0
Woodmere	Duval	Original No. 8.0
Main Extension Charge		2nd Revised No. 9.0, 3rd Revised No. 10.0, 1st Revised No. 11.0
Meter Installation Charge		2nd Revised Nos. 12.0 - 13.0, 1st Revised No. 14.0
Service Installation Charge		2nd Revised No. 15.0, 3rd Revised No. 16.0, 2nd Revised No. 17.0
Plant Capacity Charge		2nd Revised No. 18.0
Inspection Fee		2nd Revised No. 19.0

3922

Effective Date:

By: 
Forrest L. Ludsen, Vice President
Customer Services

001388

1872

SERVICE AVAILABILITY CHARGES

Allowance For Funds Prudently Invested (Con't)

AMELIA ISLAND
 Nassau County

TREATMENT PLANT

	1992	1993	1994	1995	1996	1997	1998
January	1.77	23.06	45.36	69.66	96.17	122.52	122.52
February	3.54	24.90	47.37	71.85	98.57	122.52	122.52
March	5.30	26.75	49.38	74.04	100.96	122.52	122.52
April	7.07	28.59	51.39	76.23	103.36	122.52	122.52
May	8.84	30.43	53.40	78.43	105.75	122.52	122.52
June	10.61	32.28	55.40	80.62	108.15	122.52	122.52
July	12.37	34.12	57.41	82.81	110.54	122.52	122.52
August	14.14	35.97	59.42	85.01	112.94	122.52	122.52
September	15.91	37.81	61.43	87.20	115.34	122.52	122.52
October	17.68	39.66	63.44	89.39	117.73	122.52	122.52
November	19.44	41.50	65.45	91.58	120.13	122.52	122.52
December	21.21	43.35	67.46	93.78	122.52	122.52	122.52

- Notes:**
1. The amounts indicated above are per ERC (ERC = 417 gpd).
 2. The number of remaining ERC's is 708.
 3. If the number of remaining ERC's has not connected by December, 1998, the maximum charge of \$122.52 remains in effect after December, 1998.

3923

Effective Date:

By: 
 Forrest L. Ludsen, Vice President
 Customer Services

001389

1873

SERVICE AVAILABILITY CHARGES

Allowance For Funds Prudently Invested (Con't)

BEACON HILLS
 Duval County

TREATMENT PLANT

	1992	1993	1994	1995	1996	1997	1998
January	3.18	41.28	78.23	116.97	157.71	196.89	196.89
February	6.37	44.34	81.44	120.35	161.28	196.89	196.89
March	9.55	47.41	84.66	123.73	164.84	196.89	196.89
April	12.74	50.48	87.87	127.11	168.40	196.89	196.89
May	15.92	53.54	91.09	130.49	171.96	196.89	196.89
June	19.11	56.61	94.30	133.87	175.52	196.89	196.89
July	22.29	59.68	97.52	137.25	179.08	196.89	196.89
August	25.47	62.74	100.73	140.63	182.65	196.89	196.89
September	28.66	65.81	103.95	144.01	186.21	196.89	196.89
October	31.84	68.88	107.16	147.39	189.77	196.89	196.89
November	35.03	71.94	110.38	150.77	193.33	196.89	196.89
December	38.21	75.01	113.59	154.15	196.89	196.89	196.89

- Notes:**
1. The amounts indicated above are per ERC (ERC = 460 gpd).
 2. The number of remaining ERC's is 959.
 3. If the number of remaining ERC's has not connected by December, 1998, the maximum charge of \$196.89 remains in effect after December, 1998.

3924

Effective Date:

By: 

001390 Forrest L. Ludsen, Vice President
 Customer Services

1874

SERVICE AVAILABILITY CHARGES

Allowance For Funds Prudently Invested (Con't)

BEECHER'S POINT
 Putnam County

TREATMENT PLANT

	1992	1993	1994	1995	1996	1997	1998
January	3.66	47.37	88.27	130.32	173.65	214.56	214.56
February	7.33	50.77	91.76	133.92	177.37	214.56	214.56
March	10.99	54.17	95.26	137.52	181.09	214.56	214.56
April	14.66	57.57	98.75	141.13	184.81	214.56	214.56
May	18.32	60.97	102.25	144.73	188.53	214.56	214.56
June	21.99	64.37	105.75	148.33	192.25	214.56	214.56
July	25.65	67.77	109.24	151.93	195.97	214.56	214.56
August	29.31	71.17	112.74	155.53	199.68	214.56	214.56
September	32.98	74.57	116.23	159.13	203.40	214.56	214.56
October	36.64	77.97	119.73	162.73	207.12	214.56	214.56
November	40.31	81.37	123.22	166.34	210.84	214.56	214.56
December	43.97	84.77	126.72	169.94	214.56	214.56	214.56

- Notes:**
1. The amounts indicated above are per ERC (ERC = 147 gpd).
 2. The number of remaining ERC's is 63.
 3. If the number of remaining ERC's has not connected by December, 1998, the maximum charge of \$214.56 remains in effect after December, 1998.

3925

Effective Date:

By: Forrest L. Ludsen
 Forrest L. Ludsen, Vice President
 Customer Services

001391

1875

SERVICE AVAILABILITY CHARGES

Allowance For Funds Prudently Invested (Con't)

BURNT STORE
 Charlotte/Lee County

TREATMENT PLANT

	1992	1993	1994	1995	1996	1997	1998
January	1.02	13.28	26.20	40.25	55.53	70.68	70.68
February	2.04	14.35	27.37	41.51	56.90	70.68	70.68
March	3.05	15.42	28.53	42.77	58.28	70.68	70.68
April	4.07	16.49	29.69	44.04	59.66	70.68	70.68
May	5.09	17.56	30.85	45.30	61.04	70.68	70.68
June	6.11	18.63	32.01	46.57	62.41	70.68	70.68
July	7.12	19.70	33.17	47.83	63.79	70.68	70.68
August	8.14	20.77	34.34	49.09	65.17	70.68	70.68
September	9.16	21.84	35.50	50.36	66.55	70.68	70.68
October	10.18	22.90	36.66	51.62	67.92	70.68	70.68
November	11.20	23.97	37.82	52.89	69.30	70.68	70.68
December	12.21	25.04	38.98	54.15	70.68	70.68	70.68

- Notes:**
1. The amounts indicated above are per ERC (ERC = 216 gpd).
 2. The number of remaining ERC's is 200.
 3. If the number of remaining ERC's has not connected by December, 1998, the maximum charge of \$70.68 remains in effect after December, 1998.

3926

Effective Date:

By: 

001392

Forrest L. Ludsen, Vice President
 Customer Services

1876

SERVICE AVAILABILITY CHARGES

Allowance For Funds Prudently Invested (Con't)

BURNT STORE (Con't)
 Charlotte/Lee County

TRANSMISSION/DISTRIBUTION

	1992	1993	1994	1995	1996	1997	1998
January	6.21	81.06	160.50	247.08	341.58	435.50	435.50
February	12.42	87.63	167.66	254.89	350.12	435.50	435.50
March	18.62	94.20	174.82	262.71	358.65	435.50	435.50
April	24.83	100.77	181.98	270.52	367.19	435.50	435.50
May	31.04	107.34	189.14	278.34	375.73	435.50	435.50
June	37.25	113.91	196.30	286.15	384.27	435.50	435.50
July	43.45	120.48	203.46	293.97	392.81	435.50	435.50
August	49.66	127.05	210.62	301.78	401.35	435.50	435.50
September	55.87	133.62	217.78	309.60	409.88	435.50	435.50
October	62.08	140.19	224.94	317.41	418.42	435.50	435.50
November	68.28	146.76	232.10	325.23	426.96	435.50	435.50
December	74.49	153.33	239.27	333.04	435.50	435.50	435.50

- Notes:**
1. The amounts indicated above are per ERC (ERC = 216 gpd).
 2. The number of remaining ERC's is 3,787.
 3. If the number of remaining ERC's has not connected by December, 1998, the maximum charge of \$435.50 remains in effect after December, 1998.

3927

Effective Date:

By: 
 Forrest L. Ludsen, Vice President
 Customer Services

001393

1877

SERVICE AVAILABILITY CHARGES

Allowance For Funds Prudently Invested (Con't)

CARLTON VILLAGE
 Lake County

TRANSMISSION/DISTRIBUTION

	1992	1993	1994	1995	1996	1997	1998
January	0.39	5.12	10.11	15.55	21.49	27.39	27.39
February	0.78	5.53	10.56	16.04	22.03	27.39	27.39
March	1.18	5.94	11.01	16.53	22.56	27.39	27.39
April	1.57	6.35	11.46	17.02	23.10	27.39	27.39
May	1.96	6.77	11.91	17.52	23.64	27.39	27.39
June	2.35	7.18	12.36	18.01	24.17	27.39	27.39
July	2.74	7.59	12.81	18.50	24.71	27.39	27.39
August	3.14	8.01	13.26	18.99	25.24	27.39	27.39
September	3.53	8.42	13.71	19.48	25.78	27.39	27.39
October	3.92	8.83	14.16	19.97	26.32	27.39	27.39
November	4.31	9.25	14.61	20.46	26.85	27.39	27.39
December	4.70	9.66	15.06	20.95	27.39	27.39	27.39

- Notes:**
1. The amounts indicated above are per ERC (ERC = 245 gpd).
 2. The number of remaining ERC's is 247.
 3. If the number of remaining ERC's has not connected by December, 1998, the maximum charge of \$27.39 remains in effect after December, 1998.

3928

Effective Date:

By: 
 Forrest L. Ludsen, Vice President
 Customer Services

001394

1878

SERVICE AVAILABILITY CHARGES

Allowance For Funds Prudently Invested (Con't)

CITRUS SPRINGS
 Citrus County

TRANSMISSION/DISTRIBUTION

	1992	1993	1994	1995	1996	1997	1998
January	5.40	70.59	139.95	215.90	299.15	382.19	382.19
February	10.81	76.33	146.23	222.78	306.70	382.19	382.19
March	16.21	82.06	152.51	229.66	314.25	382.19	382.19
April	21.62	87.80	158.79	236.55	321.80	382.19	382.19
May	27.02	93.53	165.07	243.43	329.35	382.19	382.19
June	32.43	99.26	171.34	250.31	336.89	382.19	382.19
July	37.83	105.00	177.62	257.19	344.44	382.19	382.19
August	43.24	110.73	183.90	264.07	351.99	382.19	382.19
September	48.64	116.47	190.18	270.95	359.54	382.19	382.19
October	54.05	122.20	196.46	277.84	367.09	382.19	382.19
November	59.45	127.94	202.74	284.72	374.64	382.19	382.19
December	64.86	133.67	209.02	291.60	382.19	382.19	382.19

- Notes:**
1. The amounts indicated above are per ERC (ERC = 185 gpd).
 2. The number of remaining ERC's is 7,175.
 3. If the number of remaining ERC's has not connected by December, 1998, the maximum charge of \$382.19 remains in effect after December, 1998.

3929

Effective Date:

By: 
 Forrest L. Lutsen, Vice President
 Customer Services

001395

1879

SERVICE AVAILABILITY CHARGES

Allowance For Funds Prudently Invested (Con't)

DELTONA
 Volusia County

TREATMENT PLANT

	1992	1993	1994	1995	1996	1997	1998
January	1.04	13.59	26.58	40.59	55.71	70.60	70.60
February	2.09	14.66	27.74	41.84	57.06	70.60	70.60
March	3.13	15.74	28.90	43.09	58.42	70.60	70.60
April	4.17	16.82	30.06	44.34	59.77	70.60	70.60
May	5.21	17.89	31.22	45.59	61.12	70.60	70.60
June	6.26	18.97	32.38	46.85	62.48	70.60	70.60
July	7.30	20.04	33.54	48.10	63.83	70.60	70.60
August	8.34	21.12	34.70	49.35	65.19	70.60	70.60
September	9.38	22.19	35.86	50.60	66.54	70.60	70.60
October	10.43	23.27	37.02	51.85	67.89	70.60	70.60
November	11.47	24.35	38.18	53.10	69.25	70.60	70.60
December	12.51	25.42	39.34	54.36	70.60	70.60	70.60

- Notes:**
1. The amounts indicated above are per ERC (ERC = 315 gpd).
 2. The number of remaining ERC's is 1,099.
 3. If the number of remaining ERC's has not connected by December, 1998, the maximum charge of \$70.60 remains in effect after December, 1998.

3930

Effective Date:

By: 
 Forrest L. Ludsen, Vice President
 Customer Services

001396

1880

SERVICE AVAILABILITY CHARGES

Allowance For Funds Prudently Invested (Con't)

FOUNTAINS
 Osceola County

TREATMENT PLANT

	1992	1993	1994	1995	1996	1997	1998
January	0.36	4.66	9.13	13.98	19.25	24.46	24.46
February	0.71	5.03	9.53	14.42	19.72	24.46	24.46
March	1.07	5.40	9.93	14.85	20.20	24.46	24.46
April	1.43	5.77	10.34	15.29	20.67	24.46	24.46
May	1.79	6.14	10.74	15.73	21.15	24.46	24.46
June	2.14	6.51	11.14	16.16	21.62	24.46	24.46
July	2.50	6.88	11.54	16.60	22.09	24.46	24.46
August	2.86	7.25	11.94	17.03	22.57	24.46	24.46
September	3.21	7.62	12.34	17.47	23.04	24.46	24.46
October	3.57	7.99	12.74	17.91	23.51	24.46	24.46
November	3.93	8.36	13.15	18.34	23.99	24.46	24.46
December	4.28	8.73	13.55	18.78	24.46	24.46	24.46

- Notes:**
1. The amounts indicated above are per ERC (ERC = 792 gpd).
 2. The number of remaining ERC's is 402.
 3. If the number of remaining ERC's has not connected by December, 1998, the maximum charge of \$24.46 remains in effect after December, 1998.

3931

Effective Date:

By: 
 Forrest L. Lutsen, Vice President
 Customer Services

001397

1881

SERVICE AVAILABILITY CHARGES

Allowance For Funds Prudently Invested (Con't)

GOSPEL ISLAND ESTATES
 Citrus County

TRANSMISSION/DISTRIBUTION

	1992	1993	1994	1995	1996	1997	1998
January	2.76	36.02	71.00	109.30	151.27	193.13	193.13
February	5.52	38.92	74.17	112.77	155.07	193.13	193.13
March	8.28	41.81	77.33	116.24	158.88	193.13	193.13
April	11.04	44.70	80.50	119.71	162.68	193.13	193.13
May	13.81	47.59	83.67	123.18	166.49	193.13	193.13
June	16.57	50.48	86.83	126.65	170.29	193.13	193.13
July	19.33	53.38	90.00	130.12	174.10	193.13	193.13
August	22.09	56.27	93.16	133.58	177.90	193.13	193.13
September	24.85	59.16	96.33	137.05	181.71	193.13	193.13
October	27.61	62.05	99.50	140.52	185.52	193.13	193.13
November	30.37	64.94	102.66	143.99	189.32	193.13	193.13
December	33.13	67.84	105.83	147.46	193.13	193.13	193.13

- Notes:**
1. The amounts indicated above are per ERC (ERC = 209 gpd).
 2. The number of remaining ERC's is 17.
 3. If the number of remaining ERC's has not connected by December, 1998, the maximum charge of \$193.13 remains in effect after December, 1998.

3932

Effective Date:

By: Forrest L. Ludsen
 Forrest L. Ludsen, Vice President
 Customer Services

001398

1882

SERVICE AVAILABILITY CHARGES

Allowance For Funds Prudently Invested (Con't)

HOLIDAY HAVEN
 Lake County

TRANSMISSION/DISTRIBUTION

	1992	1993	1994	1995	1996	1997	1998
January	0.04	0.49	0.97	1.48	2.04	2.59	2.59
February	0.08	0.53	1.01	1.53	2.09	2.59	2.59
March	0.11	0.57	1.05	1.57	2.14	2.59	2.59
April	0.15	0.61	1.09	1.62	2.19	2.59	2.59
May	0.19	0.65	1.14	1.67	2.24	2.59	2.59
June	0.23	0.69	1.18	1.71	2.29	2.59	2.59
July	0.26	0.73	1.22	1.76	2.34	2.59	2.59
August	0.30	0.77	1.27	1.81	2.39	2.59	2.59
September	0.34	0.81	1.31	1.85	2.44	2.59	2.59
October	0.38	0.85	1.35	1.90	2.49	2.59	2.59
November	0.41	0.88	1.39	1.94	2.54	2.59	2.59
December	0.45	0.92	1.44	1.99	2.59	2.59	2.59

- Notes:**
1. The amounts indicated above are per ERC (ERC = 101 gpd).
 2. The number of remaining ERC's is 50.
 3. If the number of remaining ERC's has not connected by December, 1998, the maximum charge of \$2.59 remains in effect after December, 1998.

3933

Effective Date:

By: Forrest L. Ludsen
 Forrest L. Ludsen, Vice President
 Customer Services

001399

1883

SERVICE AVAILABILITY CHARGES

Allowance For Funds Prudently Invested (Con't)

INTERLACHEN LAKE ESTATES
 Putnam County

TREATMENT PLANT

	1992	1993	1994	1995	1996	1997	1998
January	0.65	8.45	16.51	25.25	34.74	44.13	44.13
February	1.30	9.12	17.23	26.03	35.59	44.13	44.13
March	1.95	9.78	17.95	26.82	36.45	44.13	44.13
April	2.59	10.45	18.68	27.60	37.30	44.13	44.13
May	3.24	11.12	19.40	28.39	38.16	44.13	44.13
June	3.89	11.78	20.12	29.17	39.01	44.13	44.13
July	4.54	12.45	20.84	29.96	39.86	44.13	44.13
August	5.19	13.12	21.57	30.74	40.72	44.13	44.13
September	5.84	13.78	22.29	31.53	41.57	44.13	44.13
October	6.49	14.45	23.01	32.31	42.43	44.13	44.13
November	7.13	15.12	23.74	33.10	43.28	44.13	44.13
December	7.78	15.78	24.46	33.88	44.13	44.13	44.13

- Notes:**
1. The amounts indicated above are per ERC (ERC = 126 gpd).
 2. The number of remaining ERC's is 119.
 3. If the number of remaining ERC's has not connected by December, 1998, the maximum charge of \$44.13 remains in effect after December, 1998.

3934

Effective Date:

By: 
 Forrest L. Ludsen, Vice President
 Customer Services

001400

1884

SERVICE AVAILABILITY CHARGES

Allowance For Funds Prudently Invested (Con't)

KEYSTONE HEIGHTS
 Clay County

TRANSMISSION/DISTRIBUTION

	1992	1993	1994	1995	1996	1997	1998
January	4.23	55.19	109.20	168.24	232.83	297.16	297.16
February	8.45	59.65	114.08	173.58	238.68	297.16	297.16
March	12.68	64.12	118.97	178.92	244.53	297.16	297.16
April	16.91	68.59	123.85	184.26	250.38	297.16	297.16
May	21.13	73.05	128.73	189.60	256.23	297.16	297.16
June	25.36	77.52	133.61	194.94	262.07	297.16	297.16
July	29.59	81.99	138.49	200.28	267.92	297.16	297.16
August	33.81	86.45	143.37	205.62	273.77	297.16	297.16
September	38.04	90.92	148.25	210.96	279.62	297.16	297.16
October	42.27	95.39	153.14	216.30	285.47	297.16	297.16
November	46.49	99.85	158.02	221.64	291.32	297.16	297.16
December	50.72	104.32	162.90	226.98	297.16	297.16	297.16

- Notes:**
1. The amounts indicated above are per ERC (ERC = 257 gpd).
 2. The number of remaining ERC's is 541.
 3. If the number of remaining ERC's has not connected by December, 1998, the maximum charge of \$297.16 remains in effect after December, 1998.

3935

Effective Date:

By: 
 Forrest L. Ludsen, Vice President
 Customer 001401

1885

SERVICE AVAILABILITY CHARGES

Allowance For Funds Prudently Invested (Con't)

LAKE AJAY ESTATES
 Osceola County

TRANSMISSION/DISTRIBUTION

	1992	1993	1994	1995	1996	1997	1998
January	5.50	71.79	142.33	219.55	304.17	388.56	388.56
February	10.99	77.62	148.71	226.55	311.85	388.56	388.56
March	16.49	83.46	155.10	233.54	319.52	388.56	388.56
April	21.99	89.29	161.48	240.54	327.19	388.56	388.56
May	27.48	95.12	167.87	247.53	334.86	388.56	388.56
June	32.98	100.95	174.25	254.53	342.53	388.56	388.56
July	38.48	106.78	180.64	261.53	350.20	388.56	388.56
August	43.97	112.62	187.02	268.52	357.87	388.56	388.56
September	49.47	118.45	193.40	275.52	365.55	388.56	388.56
October	54.97	124.28	199.79	282.51	373.22	388.56	388.56
November	60.46	130.11	206.17	289.51	380.89	388.56	388.56
December	65.96	135.95	212.56	296.50	388.56	388.56	388.56

- Notes:**
1. The amounts indicated above are per ERC (ERC = 304 gpd).
 2. The number of remaining ERC's is 62.
 3. If the number of remaining ERC's has not connected by December, 1998, the maximum charge of \$388.56 remains in effect after December, 1998.

3936

Effective Date:

By: 
 Forrest L. Ludsen, Vice President
 Customer Services

001402

1886

SERVICE AVAILABILITY CHARGES

Allowance For Funds Prudently Invested (Con't)

LEHIGH
 Lee County

TREATMENT PLANT

	1992	1993	1994	1995	1996	1997
January	1.46	19.08	37.13	54.58	71.45	86.43
February	2.93	20.58	38.59	55.99	72.81	86.43
March	4.39	22.09	40.04	57.40	74.17	86.43
April	5.86	23.60	41.50	58.81	75.54	86.43
May	7.32	25.11	42.96	60.22	76.90	86.43
June	8.78	26.62	44.42	61.63	78.26	86.43
July	10.25	28.13	45.88	63.04	79.62	86.43
August	11.71	29.64	47.34	64.45	80.98	86.43
September	13.18	31.14	48.80	65.86	82.34	86.43
October	14.64	32.65	50.26	67.27	83.71	86.43
November	16.10	34.16	51.71	68.68	85.07	86.43
December	17.57	35.67	53.17	70.09	86.43	86.43

- Notes:**
1. Amounts indicated above are per ERC (ERC = 210 gpd) and are applicable to the water treatment plant.
 2. Charges will be collected until the plant reaches a capacity of 11,905 ERCs.

3937

Effective Date: April 30, 1993
 Final Rates

By: *Forrest L. Ludsen*
 Forrest L. Ludsen, Vice President
 Customer Services

001403

1887

SERVICE AVAILABILITY CHARGES

Allowance For Funds Prudently Invested (Con't)

LEHIGH (Con't)
Lee County

DISTRIBUTION SYSTEM

	1992	1993	1994	1995	1996	1997
January	7.15	93.30	182.99	270.45	355.67	431.96
February	14.30	100.79	190.29	277.56	362.61	431.96
March	21.45	108.28	197.59	284.68	369.54	431.96
April	28.60	115.77	204.90	291.80	376.48	431.96
May	35.76	123.26	212.20	298.92	383.41	431.96
June	42.91	130.75	219.51	306.03	390.35	431.96
July	50.06	138.24	226.81	313.15	397.28	431.96
August	57.21	145.73	234.11	320.27	404.22	431.96
September	64.36	153.22	241.42	327.39	411.15	431.96
October	71.51	160.70	248.72	334.50	418.09	431.96
November	78.66	168.19	256.03	341.62	425.02	431.96
December	85.81	175.68	263.33	348.74	431.96	431.96

- Notes:** 1. Amounts indicated above are per ERC (ERC = one single family residential lot) and are applicable to the water distribution system only.
2. Charges will be collected until the system reaches a capacity of 7,724 ERCs.

3938

Effective Date: April 30, 1993
Final Rates

By: 
Forrest L. Ludsen, Vice President
Customer Services

001404

1888

SERVICE AVAILABILITY CHARGES

Allowance For Funds Prudently Invested (Con't)

MARCO SHORES
 Collier County

TREATMENT PLANT

	1992	1993	1994	1995	1996	1997	1998
January	4.25	55.41	107.97	164.45	225.26	284.99	284.99
February	8.51	59.76	112.65	169.49	230.69	284.99	284.99
March	12.76	64.11	117.33	174.52	236.12	284.99	284.99
April	17.02	68.47	122.01	179.56	241.55	284.99	284.99
May	21.27	72.82	126.68	184.59	246.98	284.99	284.99
June	25.53	77.17	131.36	189.62	252.41	284.99	284.99
July	29.78	81.53	136.04	194.66	257.84	284.99	284.99
August	34.03	85.88	140.71	199.69	263.27	284.99	284.99
September	38.29	90.24	145.39	204.73	268.70	284.99	284.99
October	42.54	94.59	150.07	209.76	274.13	284.99	284.99
November	46.80	98.94	154.74	214.80	279.56	284.99	284.99
December	51.05	103.30	159.42	219.83	284.99	284.99	284.99

- Notes:**
1. The amounts indicated above are per ERC (ERC = 251 gpd).
 2. The number of remaining ERC's is 1,129.
 3. If the number of remaining ERC's has not connected by December, 1998, the maximum charge of \$284.99 remains in effect after December, 1998.

3939

Effective Date:

By: 
 Forrest L. Ludsen, Vice President
 Customer Services

001405

1889

SERVICE AVAILABILITY CHARGES

Allowance For Funds Prudently Invested (Con't)

MARION OAKS
Marion County

TREATMENT PLANT

	1988/1989	1989/1990	1990/1991	1991/1992	1992/1993
April	1.11	14.57	29.11	45.29	63.33
May	2.23	15.77	30.45	46.78	64.99
June	3.34	16.97	31.78	48.27	66.65
July	4.46	18.17	33.12	49.76	68.31
August	5.57	19.37	34.46	51.25	69.97
September	6.68	20.57	35.79	52.74	71.64
October	7.80	21.77	37.13	54.23	73.30
November	8.91	22.97	38.46	55.71	74.96
December	10.03	24.17	39.80	57.20	76.62
January	11.14	25.38	41.13	58.69	78.28
February	12.25	26.58	42.47	60.18	79.94
March	13.37	27.78	43.81	61.67	81.60

- Notes:**
1. Amounts indicated above are per ERC (ERC = 325 gpd) and are applicable to the water treatment plant.
 2. Charges will be collected until the plant reaches a capacity of 3,556 ERCs.

3940

Effective Date: June 5, 1992

By: 
Forrest L. Ludsen, Vice President
Customer Services

001406

1890

SERVICE AVAILABILITY CHARGES

Allowance For Funds Prudently Invested (Con't)

MARION OAKS (Con't)
 Marion County

TRANSMISSION/DISTRIBUTION

	1992	1993	1994	1995	1996	1997	1998
January	8.03	104.97	208.49	321.66	445.54	568.94	568.94
February	16.07	113.53	217.85	331.91	456.75	568.94	568.94
March	24.10	122.09	227.20	342.15	467.97	568.94	568.94
April	32.14	130.65	236.56	352.39	479.19	568.94	568.94
May	40.17	139.21	245.92	362.63	490.41	568.94	568.94
June	48.21	147.77	255.28	372.87	501.63	568.94	568.94
July	56.24	156.33	264.63	383.11	512.85	568.94	568.94
August	64.28	164.89	273.99	393.35	524.07	568.94	568.94
September	72.31	173.45	283.35	403.59	535.28	568.94	568.94
October	80.34	182.01	292.71	413.83	546.50	568.94	568.94
November	88.38	190.57	302.07	424.08	557.72	568.94	568.94
December	96.41	199.13	311.42	434.32	568.94	568.94	568.94

- Notes:**
1. The amounts indicated above are per ERC (ERC = 155 gpd).
 2. The number of remaining ERC's is 5,145.
 3. If the number of remaining ERC's has not connected by December, 1998, the maximum charge of \$568.94 remains in effect after December, 1998.

3941

Effective Date:

By: 
 Forrest L. Ludsen, Vice President
 Customer Services

001407

1891

SERVICE AVAILABILITY CHARGES

Allowance For Funds Prudently Invested (Con't)

PALISADES COUNTRY CLUB
 Lake County

TRANSMISSION/DISTRIBUTION

	1992	1993	1994	1995	1996	1997	1998
January	4.12	53.31	99.84	147.92	197.69	244.90	244.90
February	8.24	57.18	103.84	152.05	201.99	244.90	244.90
March	12.36	61.05	107.83	156.19	206.28	244.90	244.90
April	16.48	64.91	111.83	160.32	210.57	244.90	244.90
May	20.60	68.78	115.82	164.46	214.86	244.90	244.90
June	24.72	72.65	119.82	168.59	219.15	244.90	244.90
July	28.84	76.52	123.81	172.73	223.44	244.90	244.90
August	32.97	80.38	127.80	176.86	227.73	244.90	244.90
September	37.09	84.25	131.80	181.00	232.03	244.90	244.90
October	41.21	88.12	135.79	185.13	236.32	244.90	244.90
November	45.33	91.98	139.79	189.27	240.61	244.90	244.90
December	49.45	95.85	143.78	193.40	244.90	244.90	244.90

- Notes:**
1. The amounts indicated above are per ERC (ERC = 350 gpd).
 2. The number of remaining ERC's is 92.
 3. If the number of remaining ERC's has not connected by December, 1998, the maximum charge of \$244.90 remains in effect after December, 1998.

3942

Effective Date:

By: 
 Forrest L. Ludsen, Vice President
 Customer Services

001408

1892

SERVICE AVAILABILITY CHARGES

Allowance For Funds Prudently Invested (Con't)

PALM PORT
Putnam County

TREATMENT PLANT

	1992	1993	1994	1995	1996	1997	1998
January	4.61	60.01	117.23	179.19	246.41	312.87	312.87
February	9.21	64.75	122.35	184.75	252.45	312.87	312.87
March	13.82	69.48	127.48	190.31	258.49	312.87	312.87
April	18.42	74.22	132.61	195.87	264.53	312.87	312.87
May	23.03	78.95	137.74	201.44	270.58	312.87	312.87
June	27.64	83.69	142.86	207.00	276.62	312.87	312.87
July	32.24	88.42	147.99	212.56	282.66	312.87	312.87
August	36.85	93.16	153.12	218.12	288.70	312.87	312.87
September	41.46	97.89	158.25	223.68	294.74	312.87	312.87
October	46.06	102.63	163.37	229.24	300.79	312.87	312.87
November	50.67	107.36	168.50	234.81	306.83	312.87	312.87
December	55.27	112.10	173.63	240.37	312.87	312.87	312.87

- Notes:**
1. The amounts indicated above are per ERC (ERC = 130 gpd).
 2. The number of remaining ERC's is 41.
 3. If the number of remaining ERC's has not connected by December, 1998, the maximum charge of \$312.87 remains in effect after December, 1998.

3943

Effective Date:

By: 
Forrest L. Ludsen, Vice President
Customer Services

001409

1893

SERVICE AVAILABILITY CHARGES

Allowance For Funds Prudently Invested (Con't)

PALM PORT (Con't)
 Putnam County

TRANSMISSION/DISTRIBUTION

	1992	1993	1994	1995	1996	1997	1998
January	5.83	75.14	136.96	198.95	261.14	318.34	318.34
February	11.66	80.29	142.12	204.13	266.34	318.34	318.34
March	17.50	85.44	147.29	209.31	271.54	318.34	318.34
April	23.33	90.59	152.45	214.50	276.74	318.34	318.34
May	29.16	95.74	157.62	219.68	281.94	318.34	318.34
June	34.99	100.89	162.78	224.86	287.14	318.34	318.34
July	40.82	106.04	167.95	230.04	292.34	318.34	318.34
August	46.66	111.19	173.11	235.22	297.54	318.34	318.34
September	52.49	116.34	178.28	240.40	302.74	318.34	318.34
October	58.32	121.49	183.44	245.58	307.94	318.34	318.34
November	64.15	126.64	188.61	250.76	313.14	318.34	318.34
December	69.99	131.79	193.77	255.95	318.34	318.34	318.34

- Notes:**
1. The amounts indicated above are per ERC (ERC = 130 gpd).
 2. The number of remaining ERC's is 49.
 3. If the number of remaining ERC's has not connected by December, 1998, the maximum charge of \$318.34 remains in effect after December, 1998.

3944

Effective Date:

By: 
 Forrest L. Ludsen, Vice President
 Customer Services

001410

1894

SERVICE AVAILABILITY CHARGES

Allowance For Funds Prudently Invested (Con't)

PINE RIDGE
 Citrus County

TRANSMISSION/DISTRIBUTION

	1992	1993	1994	1995	1996	1997	1998
January	4.33	56.55	112.10	172.66	238.77	304.48	304.48
February	8.66	61.15	117.11	178.13	244.74	304.48	304.48
March	12.99	65.74	122.12	183.59	250.72	304.48	304.48
April	17.32	70.34	127.12	189.06	256.69	304.48	304.48
May	21.65	74.93	132.13	194.53	262.67	304.48	304.48
June	25.98	79.52	137.14	199.99	268.64	304.48	304.48
July	30.31	84.12	142.15	205.46	274.61	304.48	304.48
August	34.64	88.71	147.16	210.93	280.59	304.48	304.48
September	38.97	93.31	152.17	216.39	286.56	304.48	304.48
October	43.30	97.90	157.18	221.86	292.54	304.48	304.48
November	47.63	102.50	162.18	227.33	298.51	304.48	304.48
December	51.96	107.09	167.19	232.80	304.48	304.48	304.48

- Notes:**
1. The amounts indicated above are per ERC (ERC = 182 gpd).
 2. The number of remaining ERC's is 4,134.
 3. If the number of remaining ERC's has not connected by December, 1998, the maximum charge of \$304.48 remains in effect after December, 1998.

3945

Effective Date:

By: 
 Forrest L. Ludsen, Vice President
 Customer Services

001411

1895

SERVICE AVAILABILITY CHARGES

Allowance For Funds Prudently Invested (Con't)

POINT O'WOODS
 Marion County

TRANSMISSION/DISTRIBUTION

	1992	1993	1994	1995	1996	1997	1998
January	0.84	10.94	21.27	32.46	44.58	56.56	56.56
February	1.68	11.80	22.20	33.46	45.67	56.56	56.56
March	2.52	12.65	23.12	34.46	46.76	56.56	56.56
April	3.36	13.51	24.05	35.47	47.85	56.56	56.56
May	4.20	14.36	24.98	36.47	48.94	56.56	56.56
June	5.04	15.22	25.90	37.47	50.03	56.56	56.56
July	5.88	16.07	26.83	38.48	51.12	56.56	56.56
August	6.73	16.93	27.75	39.48	52.21	56.56	56.56
September	7.57	17.78	28.68	40.48	53.30	56.56	56.56
October	8.41	18.64	29.60	41.48	54.38	56.56	56.56
November	9.25	19.49	30.53	42.49	55.47	56.56	56.56
December	10.09	20.35	31.45	43.49	56.56	56.56	56.56

- Notes:**
1. The amounts indicated above are per ERC (ERC = 142 gpd).
 2. The number of remaining ERC's is 86.
 3. If the number of remaining ERC's has not connected by December, 1998, the maximum charge of \$56.56 remains in effect after December, 1998.

3946

Effective Date:

By: 
 Forrest L. Ludsen, Vice President
 Customer Services

001412

1896

SERVICE AVAILABILITY CHARGES

Allowance For Funds Prudently Invested (Con't)

QUAIL RIDGE
Lake County

TRANSMISSION/DISTRIBUTION

	1992	1993	1994	1995	1996	1997	1998
January	2.25	29.42	58.47	90.19	124.85	159.34	159.34
February	4.50	31.82	61.10	93.05	127.99	159.34	159.34
March	6.75	34.23	63.72	95.92	131.12	159.34	159.34
April	9.01	36.63	66.34	98.79	134.26	159.34	159.34
May	11.26	39.03	68.96	101.65	137.39	159.34	159.34
June	13.51	41.43	71.59	104.52	140.53	159.34	159.34
July	15.76	43.84	74.21	107.39	143.67	159.34	159.34
August	18.01	46.24	76.83	110.25	146.80	159.34	159.34
September	20.26	48.64	79.45	113.12	149.94	159.34	159.34
October	22.51	51.04	82.08	115.98	153.07	159.34	159.34
November	24.77	53.45	84.70	118.85	156.21	159.34	159.34
December	27.02	55.85	87.32	121.72	159.34	159.34	159.34

- Notes:**
1. The amounts indicated above are per ERC (ERC = 350 gpd).
 2. The number of remaining ERC's is 108.
 3. If the number of remaining ERC's has not connected by December, 1998, the maximum charge of \$159.34 remains in effect after December, 1998.

3947

Effective Date:

By: 
Forrest L. Ludsen, Vice President
Customer Services

001413

1897

SERVICE AVAILABILITY CHARGES

Allowance For Funds Prudently Invested (Con't)

SARATOGA HARBOUR
Putnam County

TREATMENT PLANT

	1992	1993	1994	1995	1996	1997	1998
January	10.28	134.09	263.78	404.26	556.69	707.43	707.43
February	20.56	144.82	275.40	416.87	570.40	707.43	707.43
March	30.84	155.56	287.03	429.49	584.10	707.43	707.43
April	41.12	166.29	298.65	442.10	597.81	707.43	707.43
May	51.40	177.02	310.28	454.71	611.51	707.43	707.43
June	61.68	187.76	321.90	467.32	625.21	707.43	707.43
July	71.96	198.49	333.53	479.93	638.92	707.43	707.43
August	82.24	209.22	345.15	492.54	652.62	707.43	707.43
September	92.52	219.96	356.78	505.16	666.32	707.43	707.43
October	102.80	230.69	368.40	517.77	680.03	707.43	707.43
November	113.08	241.42	380.03	530.38	693.73	707.43	707.43
December	123.36	252.16	391.65	542.99	707.43	707.43	707.43

- Notes:**
1. The amounts indicated above are per ERC (ERC = 97 gpd).
 2. The number of remaining ERC's is 124.
 3. If the number of remaining ERC's has not connected by December, 1998, the maximum charge of \$707.43 remains in effect after December, 1998.

3948

Effective Date:

By: 
Forrest L. Ludsen, Vice President
Customer Services

001414

1898

SERVICE AVAILABILITY CHARGES

Allowance For Funds Prudently Invested (Con't)

SPRING HILL
 Hernando County

TREATMENT PLANT

	1992	1993	1994	1995	1996	1997	1998
January	1.44	18.86	37.38	57.58	79.66	101.62	101.62
February	2.89	20.40	39.05	59.41	81.65	101.62	101.62
March	4.33	21.93	40.72	61.24	83.65	101.62	101.62
April	5.78	23.46	42.39	63.06	85.65	101.62	101.62
May	7.22	24.99	44.06	64.89	87.64	101.62	101.62
June	8.67	26.52	45.73	66.71	89.64	101.62	101.62
July	10.11	28.05	47.41	68.54	91.64	101.62	101.62
August	11.55	29.58	49.08	70.36	93.63	101.62	101.62
September	13.00	31.11	50.75	72.19	95.63	101.62	101.62
October	14.44	32.65	52.42	74.01	97.62	101.62	101.62
November	15.89	34.18	54.09	75.84	99.62	101.62	101.62
December	17.33	35.71	55.76	77.66	101.62	101.62	101.62

- Notes:**
1. The amounts indicated above are per ERC (ERC = 308 gpd).
 2. The number of remaining ERC's is 7,028.
 3. If the number of remaining ERC's has not connected by December, 1998, the maximum charge of \$101.62 remains in effect after December, 1998.

3949

Effective Date:

By: 
 Forrest L. Ludsen, Vice President
 Customer Services

001415

1899

SERVICE AVAILABILITY CHARGES

Allowance For Funds Prudently Invested (Con't)

SUGAR MILL
 Volusia County

TREATMENT PLANT

	1992	1993	1994	1995	1996	1997	1998
January	3.59	46.73	91.22	139.09	190.69	241.42	241.42
February	7.17	50.41	95.19	143.36	195.30	241.42	241.42
March	10.76	54.10	99.15	147.63	199.91	241.42	241.42
April	14.35	57.78	103.11	151.90	204.52	241.42	241.42
May	17.94	61.47	107.08	156.18	209.14	241.42	241.42
June	21.52	65.15	111.04	160.45	213.75	241.42	241.42
July	25.11	68.84	115.00	164.72	218.36	241.42	241.42
August	28.70	72.52	118.97	168.99	222.97	241.42	241.42
September	32.28	76.21	122.93	173.26	227.58	241.42	241.42
October	35.87	79.89	126.89	177.53	232.20	241.42	241.42
November	39.46	83.58	130.86	181.80	236.81	241.42	241.42
December	43.05	87.26	134.82	186.07	241.42	241.42	241.42

- Notes:**
1. The amounts indicated above are per ERC (ERC = 109 gpd).
 2. The number of remaining ERC's is 1,205.
 3. If the number of remaining ERC's has not connected by December, 1998, the maximum charge of \$241.42 remains in effect after December, 1998.

3950

Effective Date:

By: 

001416

Forrest L. Ludsen, Vice President
 Customer Services

1900

SERVICE AVAILABILITY CHARGES

Allowance For Funds Prudently Invested (Con't)

SUGAR MILL WOODS
Citrus County

TRANSMISSION/DISTRIBUTION

	1992	1993	1994	1995	1996	1997	1998
January	3.59	46.87	93.17	143.72	198.96	253.94	253.94
February	7.17	50.70	97.35	148.28	203.96	253.94	253.94
March	10.76	54.53	101.53	152.85	208.96	253.94	253.94
April	14.35	58.36	105.71	157.42	213.96	253.94	253.94
May	17.93	62.19	109.89	161.99	218.95	253.94	253.94
June	21.52	66.01	114.07	166.56	223.95	253.94	253.94
July	25.11	69.84	118.25	171.12	228.95	253.94	253.94
August	28.69	73.67	122.43	175.69	233.95	253.94	253.94
September	32.28	77.50	126.61	180.26	238.95	253.94	253.94
October	35.87	81.33	130.79	184.83	243.94	253.94	253.94
November	39.45	85.16	134.97	189.40	248.94	253.94	253.94
December	43.04	88.99	139.15	193.97	253.94	253.94	253.94

- Notes:**
1. The amounts indicated above are per ERC (ERC = 215 gpd).
 2. The number of remaining ERC's is 7,229.
 3. If the number of remaining ERC's has not connected by December, 1998, the maximum charge of \$253.94 remains in effect after December, 1998.

3951

Effective Date:

By: 
Forrest L. Ludsen, Vice President
Customer Services

001417

1901

SERVICE AVAILABILITY CHARGES

Allowance For Funds Prudently Invested (Con't)

SUNNY HILLS
 Washington County

TREATMENT PLANT

	1992	1993	1994	1995	1996	1997	1998
January	2.17	28.22	53.88	80.90	109.45	137.02	137.02
February	4.35	30.35	56.12	83.27	111.96	137.02	137.02
March	6.52	32.48	58.36	85.64	114.46	137.02	137.02
April	8.70	34.61	60.60	88.01	116.97	137.02	137.02
May	10.87	36.73	62.84	90.37	119.48	137.02	137.02
June	13.05	38.86	65.08	92.74	121.98	137.02	137.02
July	15.22	40.99	67.33	95.11	124.49	137.02	137.02
August	17.39	43.12	69.57	97.47	126.99	137.02	137.02
September	19.57	45.25	71.81	99.84	129.50	137.02	137.02
October	21.74	47.38	74.05	102.21	132.01	137.02	137.02
November	23.92	49.50	76.29	104.58	134.51	137.02	137.02
December	26.09	51.63	78.54	106.94	137.02	137.02	137.02

- Notes:**
1. The amounts indicated above are per ERC (ERC = 136 gpd).
 2. The number of remaining ERC's is 271.
 3. If the number of remaining ERC's has not connected by December, 1998, the maximum charge of \$137.02 remains in effect after December, 1998.

3952

Effective Date:

By 
 Forrest L. Ludsen, Vice President
 Customer Services

001418

1902

SERVICE AVAILABILITY CHARGES

Allowance For Funds Prudently Invested (Con't)

SUNNY HILLS (Con't)
 Washington County

TRANSMISSION/DISTRIBUTION

	1992	1993	1994	1995	1996	1997	1998
January	1.84	24.10	47.85	73.77	102.08	130.24	130.24
February	3.69	26.07	50.00	76.11	104.64	130.24	130.24
March	5.53	28.03	52.14	78.45	107.20	130.24	130.24
April	7.38	30.00	54.28	80.79	109.76	130.24	130.24
May	9.22	31.96	56.43	83.13	112.32	130.24	130.24
June	11.07	33.92	58.57	85.48	114.88	130.24	130.24
July	12.91	35.89	60.71	87.82	117.44	130.24	130.24
August	14.76	37.85	62.86	90.16	120.00	130.24	130.24
September	16.60	39.82	65.00	92.50	122.56	130.24	130.24
October	18.45	41.78	67.14	94.84	125.12	130.24	130.24
November	20.29	43.75	69.29	97.18	127.68	130.24	130.24
December	22.14	45.71	71.43	99.52	130.24	130.24	130.24

- Notes:**
1. The amounts indicated above are per ERC (ERC = 136 gpd).
 2. The number of remaining ERC's is 4,978.
 3. If the number of remaining ERC's has not connected by December, 1998, the maximum charge of \$130.24 remains in effect after December, 1998.

3953

Effective Date:

By: 
 Forrest L. Ludsen, Vice President
 Customer Services

001419

1903

SERVICE AVAILABILITY CHARGES

Allowance For Funds Prudently Invested (Con't)

VENETIAN VILLAGE
 Lake County

TREATMENT PLANT

	1992	1993	1994	1995	1996	1997	1998
January	0.10	1.26	2.53	3.93	5.48	7.03	7.03
February	0.19	1.37	2.65	4.06	5.62	7.03	7.03
March	0.29	1.47	2.76	4.19	5.76	7.03	7.03
April	0.39	1.58	2.88	4.31	5.90	7.03	7.03
May	0.48	1.68	2.99	4.44	6.04	7.03	7.03
June	0.58	1.79	3.11	4.57	6.18	7.03	7.03
July	0.68	1.89	3.23	4.70	6.32	7.03	7.03
August	0.77	2.00	3.34	4.83	6.46	7.03	7.03
September	0.87	2.10	3.46	4.95	6.61	7.03	7.03
October	0.97	2.21	3.57	5.08	6.75	7.03	7.03
November	1.06	2.31	3.69	5.21	6.89	7.03	7.03
December	1.16	2.42	3.80	5.34	7.03	7.03	7.03

- Notes:**
1. The amounts indicated above are per ERC (ERC = 176 gpd).
 2. The number of remaining ERC's is 959.
 3. If the number of remaining ERC's has not connected by December, 1998, the maximum charge of \$7.03 remains in effect after December, 1998.

3954

Effective Date:

By: 
 Forrest L. Ludsen, Vice President
 Customer Services

001420

1904

SERVICE AVAILABILITY CHARGES

Allowance For Funds Prudently Invested (Con't)

WOODMERE
 Duval County

TREATMENT PLANT

	1992	1993	1994	1995	1996	1997	1998
January	1.56	20.37	40.41	62.24	86.07	109.74	109.74
February	3.12	22.03	42.21	64.21	88.22	109.74	109.74
March	4.68	23.69	44.02	66.18	90.37	109.74	109.74
April	6.24	25.34	45.82	68.15	92.52	109.74	109.74
May	7.80	27.00	47.63	70.12	94.68	109.74	109.74
June	9.36	28.66	49.44	72.09	96.83	109.74	109.74
July	10.92	30.31	51.24	74.06	98.98	109.74	109.74
August	12.48	31.97	53.05	76.03	101.13	109.74	109.74
September	14.04	33.63	54.85	78.00	103.28	109.74	109.74
October	15.59	35.29	56.66	79.97	105.44	109.74	109.74
November	17.15	36.94	58.46	81.94	107.59	109.74	109.74
December	18.71	38.60	60.27	83.91	109.74	109.74	109.74

- Notes:**
1. The amounts indicated above are per ERC (ERC = 320 gpd).
 2. The number of remaining ERC's is 935.
 3. If the number of remaining ERC's has not connected by December, 1998, the maximum charge of \$109.74 remains in effect after December, 1998.

3955

Effective Date:

By: 
 Forrest L. Ludsen, Vice President
 Customer Services

001421

1905

SERVICE AVAILABILITY CHARGES

Allowance For Funds Prudently Invested (Con't)

WOODMERE (Con't)
Duval County

DISTRIBUTION SYSTEM

	1990/1991	1991/1992	1992/1993	1993/1994	1994/1995
June	1.39	18.19	35.89	55.04	75.78
July	2.79	19.65	37.47	56.76	77.65
August	4.18	21.12	39.06	58.47	79.51
September	5.57	22.58	40.64	60.19	81.37
October	6.97	24.05	42.23	61.91	83.23
November	8.36	25.51	43.81	63.62	85.09
December	9.75	26.98	45.40	65.34	86.96
January	11.15	28.44	46.98	67.06	88.82
February	12.54	29.91	48.57	68.77	90.68
March	13.94	31.37	50.15	70.49	92.54
April	15.33	32.84	51.74	72.21	94.40
May	16.72	34.30	53.32	73.92	96.26

- Notes:**
1. Amounts indicated above are per ERC.
 2. Charges will be collected until the system reaches a capacity of 460 ERCs.
 3. If the Company has not connected 460 ERCs after five years, the maximum charge of \$96.26 remains the same after May 1995.

3956

Effective Date: June 5, 1992

By: 
Forrest L. Ludsen, Vice President
Customer Services

001422

1906

SERVICE AVAILABILITY CHARGES

MAIN EXTENSION CHARGE

MAIN EXTENSION CHARGE

<u>SYSTEM NAME</u>	<u>COUNTY</u>		<u>Per ERC</u>	<u>Per Gal</u>
Amelia Island	Nassau	Actual Cost less 20%		
Apache Shores	Citrus	Actual Cost less 20%		
Apple Valley	Seminole	Actual Cost less 20%		
Bay Lake Estates	Osceola	Actual Cost less 20%		
Beacon Hills	Duval	Actual Cost less 20%		
Beecher's Point	Putnam	Actual Cost less 20%		
Burnt Store	Charlotte/Lee	Actual Cost less 20%		
Carlton Village	Lake	Actual Cost less 20%		
Chuluota	Seminole	Actual Cost less 20%		
Citrus Park	Marion	Actual Cost less 20%		
Citrus Springs Utilities	Citrus		RES=\$350	Other=\$1.00
Crystal River Highlands	Citrus	Actual Cost less 20%		
Daetwyler Shores	Orange	Actual Cost less 20%		
Deltona Utilities	Volusia		\$246	
Dol Ray Manor	Seminole	Actual Cost less 20%		
Druid Hills	Seminole	Actual Cost less 20%		
East Lake Harris Estates	Lake	Actual Cost less 20%		
Fern Park	Seminole	Actual Cost less 20%		
Fern Terrace	Lake	Actual Cost less 20%		
Fisherman's Haven	Martin	Actual Cost less 20%		
Fountains	Osceola	Actual Cost less 20%		
Fox Run	Martin	Actual Cost less 20%		
Friendly Center	Lake	Actual Cost less 20%		
Geneva Lake Estates	Bradford	Actual Cost less 20%		
Golden Terrace	Citrus	Actual Cost less 20%		
Gospel Island Estates	Citrus	Actual Cost less 20%		
Grand Terrace	Lake	Actual Cost less 20%		
Harmony Homes	Seminole	Actual Cost less 20%		
Hermits Cove	Putnam	Actual Cost less 20%		
Hobby Hills	Lake	Actual Cost less 20%		
Holiday Haven	Lake	Actual Cost less 20%		
Holiday Heights	Orange			
Imperial Mobile Terrace	Lake	Actual Cost less 20%		
Intercession City	Osceola	Actual Cost less 20%		

3957

Effective Date: July 1, 1993

By: 
 Forrest L. Ludsen, Vice President
 Customer Services

001423

1907

MAIN EXTENSION CHARGE (Con't)

MAIN EXTENSION CHARGE

<u>SYSTEM NAME</u>	<u>COUNTY</u>		<u>Per ERC</u>	<u>Per Gal</u>
Interlachen Lakes Estates	Putnam	Actual Cost less 20%		
Jungle Den	Volusia	Actual Cost less 20%		
Keystone Club Estates	Bradford	Actual Cost less 20%		
Keystone Heights	Clay	Actual Cost less 20%		
Kingswood	Brevard	Actual Cost less 20%		
Lake Ajay Estates	Osceola	Actual Cost less 20%		
Lake Brantley	Seminole	Actual Cost less 20%		
Lake Conway Park	Orange	Actual Cost less 20%		
Lake Harriet Estates	Seminole	Actual Cost less 20%		
Lakeview Villas	Clay	Actual Cost less 20%		
Lehigh Utilities	Lee	\$360 per lot (80 ft.); \$4.50 per foot		
Leilani Heights	Martin	Actual Cost less 20%		
Leisure Lakes (Covered Bridge)	Highlands	Actual Cost less 20%		
Marco Island Utilities	Collier		RES=\$435	GS=\$054
			Multi-Fam=\$155	
Marco Shores Utilities	Collier		RES=\$435	Other=\$0.57
			Multi-Fam=\$151.50/unit	
			\$434	
Marion Oaks Utilities	Marion			
Meredith Manor	Seminole	Actual Cost less 20%		
Morningview	Lake	Actual Cost less 20%		
Oak Forest	Citrus	Actual Cost less 20%		
Oakwood	Brevard	Actual Cost less 20%		
Palisades Country Club	Lake			
Palm Port	Putnam	Actual Cost less 20%		
Palm Terrace (C.L. Smith)	Pasco	Actual Cost less 20%		
Palm Terrace (Eli-Nar)	Pasco	Actual Cost less 20%		
Palms Mobile Home Park	Lake	Actual Cost less 20%		
Park Manor	Putnam	Actual Cost less 20%		
Picciola Island	Lake	Actual Cost less 20%		
Pine Ridge Estates	Osceola	Actual Cost less 20%		
Pine Ridge Utilities	Citrus		RES=\$725	Other=\$2.07
Piney Woods	Lake	Actual Cost less 20%		
Point O' Woods	Citrus	Actual Cost less 20%		
Pomona Park	Putnam	Actual Cost less 20%		
Postmaster Village	Clay	Actual Cost less 20%		
Quail Ridge	Lake	Actual Cost less 20%		

3958

Effective Date: July 1, 1993

By: 
Forrest L. Ludsen, Vice President
00142 Customer Services 1908

MAIN EXTENSION CHARGE (Con't)

MAIN EXTENSION CHARGE

<u>SYSTEM NAME</u>	<u>COUNTY</u>		<u>Per ERC</u>	<u>Per Gal</u>
River Grove	Putnam	Actual Cost less 20%		
River Park	Putnam	Actual Cost less 20%		
Rolling Green	Citrus	Actual Cost less 20%		
Rosemont	Citrus	Actual Cost less 20%		
Salt Springs	Marion	Actual Cost less 20%		
Samira Villas	Marion	Actual Cost less 20%		
Saratoga Harbour	Putnam	Actual Cost less 20%		
Silver Lake Estates	Lake	Actual Cost less 20%		
Silver Lake Oaks	Putnam	Actual Cost less 20%		
Skycrest	Lake	Actual Cost less 20%		
Spring Hill Utilities	Hernando			\$258 \$1.03
St. Johns Highlands	Putnam	Actual Cost less 20%		
Stone Mountain	Lake	Actual Cost less 20%		
Sugar Mill	Volusia	Actual Cost less 20%		
Sugar Mill Woods	Citrus		RES=\$280	
Other=\$0.56				
Sunny Hills Utilities	Washington		\$225	
Sunshine Parkway	Lake	Actual Cost less 20%		
Tropical Park	Osceola	Actual Cost less 20%		
University Shores	Orange	Actual Cost less 20%		
Venetian Village	Lake	Actual Cost less 20%		
Welaka	Putnam	Actual Cost less 20%		
Western Shores	Lake	Actual Cost less 20%		
Westmont	Orange	Actual Cost less 20%		
Windsong	Osceola	Actual Cost less 20%		
Woodmere	Duval	Actual Cost less 20%		
Wootens	Putnam	Actual Cost less 20%		
Zephyr Shores	Pasco	Actual Cost less 20%		

3959

Effective Date: August 26, 1992

By: 

001425 Forrest L. Ludsen, Vice President
Customer Services

1909

SERVICE AVAILABILITY CHARGES

METER INSTALLATION CHARGE

<u>SYSTEM NAME</u>	<u>COUNTY</u>	<u>5/8" x 3/4"</u>	<u>FULL 3/4"</u>	<u>1"</u>	<u>1 1/2"</u>	<u>2" and OVER</u>
Amelia Island	Nassau	\$75	\$85	\$100	\$175	Actual Cost
Apache Shores	Citrus	\$75	\$85	\$100	\$175	Actual Cost
Apple Valley	Seminole	\$75	\$85	\$100	\$175	Actual Cost
Bay Lake Estates	Osceola	\$75	\$85	\$100	\$175	Actual Cost
Beacon Hills	Duval	\$75	\$85	\$100	\$175	Actual Cost
Beecher's Point	Putnam	\$75	\$85	\$100	\$175	Actual Cost
Burnt Store	Charlotte/Lee	\$175		\$190	Actual	Actual Cost
Carlton Village	Lake	\$75	\$85	\$100	\$175	Actual Cost
Chuluota	Seminole	\$75	\$85	\$100	\$175	Actual Cost
Citrus Park	Marion	\$75	\$85	\$100	\$175	Actual Cost
Citrus Springs Utilities	Citrus	\$81		\$118	\$178	\$292/Actual
Crystal River Highlands	Citrus	\$75	\$85	\$100	\$175	Actual Cost
Daetwyler Shores	Orange	\$75	\$85	\$100	\$175	Actual Cost
Deltona Utilities	Volusia	\$89		\$146	\$201	\$345/Actual
Dol Ray Manor	Seminole	\$75	\$85	\$100	\$175	Actual Cost
Druid Hills	Seminole	\$75	\$85	\$100	\$175	Actual Cost
East Lake Harris Estates	Lake	\$75	\$85	\$100	\$175	Actual Cost
Fern Park	Seminole	\$75	\$85	\$100	\$175	Actual Cost
Fern Terrace	Lake	\$75	\$85	\$100	\$175	Actual Cost
Fisherman's Haven	Martin	\$75	\$85	\$100	\$175	Actual Cost
Fountains	Osceola	\$75	\$85	\$100	\$175	Actual Cost
Fox Run	Martin	\$75	\$85	\$100	\$175	Actual Cost
Friendly Center	Lake	\$75	\$85	\$100	\$175	Actual Cost
Geneva Lake Estates	Bradford	\$75	\$85	\$100	\$175	Actual Cost
Golden Terrace	Citrus	\$75	\$85	\$100	\$175	Actual Cost
Gospel Island Estates	Citrus	\$75	\$85	\$100	\$175	Actual Cost
Grand Terrace	Lake	\$75	\$85	\$100	\$175	Actual Cost
Harmony Homes	Seminole	\$75	\$85	\$100	\$175	Actual Cost
Hermits Cove	Putnam	\$75	\$85	\$100	\$175	Actual Cost
Hobby Hills	Lake	\$75	\$85	\$100	\$175	Actual Cost
Holiday Haven	Lake	\$75	\$85	\$100	\$175	Actual Cost
Holiday Heights	Orange					
Imperial Mobile Terrace	Lake	\$75	\$85	\$100	\$175	Actual Cost
Intercession City	Osceola	\$75	\$85	\$100	\$175	Actual Cost
Interlachen Lake Estates	Putnam	\$75	\$85	\$100	\$175	Actual Cost
Jungle Den	Volusia	\$75	\$85	\$100	\$175	Actual Cost
Keystone Club Estates	Bradford	\$75	\$85	\$100	\$175	Actual Cost
Keystone Heights	Clay	\$75	\$85	\$100	\$175	Actual Cost

3960

Effective Date: July 1, 1993

By: 
Forrest L. Ludsen, Vice President

001426 Customer Services

1910

METER INSTALLATION CHARGE (Con't)

<u>SYSTEM NAME</u>	<u>COUNTY</u>	<u>5/8" x 3/4"</u>	<u>FULL 3/4"</u>	<u>1"</u>	<u>1 1/2"</u>	<u>2" and OVER</u>
Kingswood	Brevard	\$75	\$85	\$100	\$175	Actual Cost
Lake Ajay Estates	Osceola	\$75	\$85	\$100	\$175	Actual Cost
Lake Brantley	Seminole	\$75	\$85	\$100	\$175	Actual Cost
Lake Conway Park	Orange	\$75	\$85	\$100	\$175	Actual Cost
Lake Harriet Estates	Seminole	\$75	\$85	\$100	\$175	Actual Cost
Lakeview Villas	Clay	\$75	\$85	\$100	\$175	Actual Cost
Lehigh Utilities	Lee	\$120		\$182	\$348	Actual Cost
Leilani Heights	Martin	\$75	\$85	\$100	\$175	Actual Cost
Leisure Lakes (Cov'd Bdg)	Highlands	\$75	\$85	\$100	\$175	Actual Cost
Marco Island Utilities	Collier	\$80		\$90	Act. Cost	Actual Cost
Marco Shores Utilities	Collier	\$200		\$225	Act. Cost	Actual Cost
Marion Oaks Utilities	Marion	\$69		\$99	Act. Cost	Actual Cost
Meredith Manor	Seminole	\$75	\$85	\$100	\$175	Actual Cost
Morningview	Lake	\$75	\$85	\$100	\$175	Actual Cost
Oak Forest	Citrus	\$75	\$85	\$100	\$175	Actual Cost
Oakwood	Brevard	\$75	\$85	\$100	\$175	Actual Cost
Palisades Country Club	Lake	\$75	\$85	\$100	\$175	Actual Cost
Palm Port	Putnam	\$75	\$85	\$100	\$175	Actual Cost
Palm Terrace (C.L. Smith)	Lake	\$75	\$85	\$100	\$175	Actual Cost
Palm Terrace (Eli-Nar)	Lake	\$75	\$85	\$100	\$175	Actual Cost
Palms Mobile Home Park	Lake	\$75	\$85	\$100	\$175	Actual Cost
Park Manor	Putnam	\$75	\$85	\$100	\$175	Actual Cost
Picciola Island	Lake	\$75	\$85	\$100	\$175	Actual Cost
Pine Ridge Utilities	Citrus	\$81		\$118	\$178	\$292/Actual
Pine Ridge Estates	Osceola	\$75	\$85	\$100	\$175	Actual Cost
Piney Woods	Lake	\$75	\$85	\$100	\$175	Actual Cost
Point O' Woods	Citrus	\$75	\$85	\$100	\$175	Actual Cost
Pomona Park	Putnam	\$75	\$85	\$100	\$175	Actual Cost
Postmaster Village	Clay	\$75	\$85	\$100	\$175	Actual Cost
Quail Ridge	Lake	\$75	\$85	\$100	\$175	Actual Cost
River Grove	Putnam	\$75	\$85	\$100	\$175	Actual Cost
River Park	Putnam	\$75	\$85	\$100	\$175	Actual Cost
Rolling Green	Citrus	\$75	\$85	\$100	\$175	Actual Cost
Rosemont	Citrus	\$75	\$85	\$100	\$175	Actual Cost
Salt Springs	Marion	\$75	\$85	\$100	\$175	Actual Cost
Samira Villas	Marion	\$75	\$85	\$100	\$175	Actual Cost
Saratoga Harbour	Putnam	\$75	\$85	\$100	\$175	Actual Cost
Silver Lakes Estates	Lake	\$75	\$85	\$100	\$175	Actual Cost
Silver Lake Oaks	Putnam	\$75	\$85	\$100	\$175	Actual Cost

3961

Effective Date: April 30, 1993
Final Rates

By: 
Forrest L. Ludsen, Vice President

001427 Customer Services

1911

METER INSTALLATION CHARGE (Con't)

<u>SYSTEM NAME</u>	<u>COUNTY</u>	<u>5/8" x 3/4"</u>	<u>FULL 3/4"</u>	<u>1"</u>	<u>1 1/2"</u>	<u>2" and OVER</u>
Skycrest	Lake	\$75	\$85	\$100	\$175	Actual Cost
Spring Hill Utilities	Hernando	\$89		\$145	\$201	\$345/Actual
St. Johns Highlands	Putnam	\$75	\$85	\$100	\$175	Actual Cost
Stone Mountain	Lake	\$75	\$85	\$100	\$175	Actual Cost
Sugar Mill	Volusia	\$75	\$85	\$100	\$175	Actual Cost
Sugar Mill Woods	Citrus	\$75	\$85	\$100	\$175	Actual Cost
Sunny Hills Utilities	Washington	\$69		\$101	\$164	\$271/Actual
Sunshine Parkway	Lake	\$75	\$85	\$100	\$175	Actual Cost
Tropical Park	Osceola	\$75	\$85	\$100	\$175	Actual Cost
University Shores	Orange	\$75	\$85	\$100	\$175	Actual Cost
Venetian Village	Lake	\$75	\$85	\$100	\$175	Actual Cost
Welaka	Putnam	\$75	\$85	\$100	\$175	Actual Cost
Western Shores	Lake	\$75	\$85	\$100	\$175	Actual Cost
Westmont	Orange	\$75	\$85	\$100	\$175	Actual Cost
Windsong	Osceola	\$75	\$85	\$100	\$175	Actual Cost
Woodmere	Duval	\$75	\$85	\$100	\$175	Actual Cost
Wootens	Putnam	\$75	\$85	\$100	\$175	Actual Cost
Zephyr Shores	Pasco	\$75	\$85	\$100	\$175	Actual Cost

3962

Effective Date: August 26, 1992

By: 

001428

Forrest L. Ludsen, Vice President
 Customer Services

1912

SERVICE AVAILABILITY CHARGES

SERVICE INSTALLATION CHARGE

<u>SYSTEM NAME</u>	<u>COUNTY</u>	<u>SHORT LINE</u>	<u>LONG LINE UNPAVED</u>	<u>LONG LINE PAVED</u>
Amelia Island	Nassau	\$150	\$175	\$200
Apache Shores	Citrus	\$150	\$175	\$200
Apple Valley	Seminole	\$150	\$175	\$200
Bay Lake Estates	Osceola	\$150		
Beacon Hills	Duval	\$150	\$175	\$200
Beecher's Point	Putnam	\$150	\$175	\$200
Burnt Store	Charlotte/Lee	\$404 per ERC		
Carlton Village	Lake	\$150	\$175	\$200
Chuluota	Seminole	\$150	\$175	\$200
Citrus Park	Marion	\$150	\$175	\$200
Citrus Springs Utilities	Citrus	See Sheet No. 17.0		
Crystal River Highlands	Citrus	\$150	\$175	\$200
Daetwyler Shores	Orange	\$150	\$175	\$200
Deitona Utilities	Volusia	See Sheet No. 17.0		
Dol Ray Manor	Seminole	\$150	\$175	\$200
Druid Hills	Seminole	\$150	\$175	\$200
East Lake Harris Estates	Lake	\$150	\$175	\$200
Fern Park	Seminole	\$150	\$175	\$200
Fern Terrace	Lake	\$150	\$175	\$200
Fisherman's Haven	Martin	\$150	\$175	\$200
Fountains	Osceola	\$150	\$175	\$200
Fox Run	Martin	\$150	\$175	\$200
Friendly Center	Lake	\$150	\$175	\$200
Geneva Lake Estates	Bradford	\$150	\$175	\$200
Golden Terrace	Citrus	\$150	\$175	\$200
Gospel Island Estates	Citrus	\$150	\$175	\$200
Grand Terrace	Lake	\$150	\$175	\$200
Harmony Homes	Seminole	\$150	\$175	\$200
Hermits Cove	Putnam	\$150	\$175	\$200
Hobby Hills	Lake	\$150	\$175	\$200
Holiday Haven	Lake	\$150	\$175	\$200
Holiday Heights	Orange			
Imperial Mobile Terrace	Lake	\$150	\$175	\$200
Intercession City	Osceola	\$150	\$175	\$200
Interlachen Lake Estates	Putnam	\$150	\$175	\$200

3963

Effective Date: July 1, 1993

By: 
Forrest L. Ludsen, Vice President

001429 Customer Services

1913

SERVICE INSTALLATION CHARGE (Con't)

<u>SYSTEM NAME</u>	<u>COUNTY</u>	<u>SHORT LINE</u>	<u>LONG LINE UNPAVED</u>	<u>LONG LINE PAVED</u>
Jungle Den	Volusia	\$150	\$175	\$200
Keystone Club Estates	Bradford	\$150	\$175	\$200
Keystone Heights	Clay	\$150	\$175	\$200
Kingswood	Brevard	\$150	\$175	\$200
Lake Ajay Estates	Osceola	\$150	\$175	\$200
Lake Brantley	Seminole	\$150	\$175	\$200
Lake Conway Park	Orange	\$150	\$175	\$200
Lake Harriet Estates	Seminole	\$150	\$175	\$200
Lakeview Villas	Clay	\$150	\$175	\$200
Lehigh Utilities	Lee	See Sheet No. 17.0		
Leilani Heights	Martin	\$150	\$175	\$200
Leisure Lakes (Covered Bridge)	Highlands	\$150	\$175	\$200
Marco Island Utilities	Collier	See Sheet No. 17.0		
Marco Shores Utilities	Collier	See Sheet No. 17.0		
Marion Oaks Utilities	Marion	See Sheet No. 17.0		
Meredith Manor	Seminole	\$150	\$175	\$200
Morningview	Lake	\$150	\$175	\$200
Oak Forest	Citrus	\$150	\$175	\$200
Oakwood	Brevard	\$150	\$175	\$200
Palisades Country Club	Lake			
Palm Port	Putnam	\$150	\$175	\$200
Palm Terrace (C.L. Smith)	Pasco	\$150	\$175	\$200
Palm Terrace (Eli-Nar)	Pasco	\$150	\$175	\$200
Palms Mobile Home Park	Lake	\$150	\$175	\$200
Park Manor	Putnam	\$150	\$175	\$200
Picciola Island	Lake	\$150	\$175	\$200
Pine Ridge Estates	Osceola	\$150	\$175	\$200
Pine Ridge Utilities	Citrus	See Sheet No. 17.0		
Piney Woods	Lake	\$150	\$175	\$200
Point O' Woods	Citrus	\$150	\$175	\$200
Pomona Park	Putnam	\$150	\$175	\$200
Postmaster Village	Clay	\$150	\$175	\$200
Quail Ridge	Lake	\$150	\$175	\$200
River Grove	Putnam	\$150	\$175	\$200
River Park	Putnam	\$150	\$175	\$200
Rolling Green	Citrus	\$150	\$175	\$200
Rosemont	Citrus	\$150	\$175	\$200
Salt Springs	Marion	\$150	\$175	\$200

3964

Effective Date: July 1, 1993

By: 
Forrest L. Ludsen, Vice President
Customer Services

001430

1914

SERVICE INSTALLATION CHARGE (Con't)

<u>SYSTEM NAME</u>	<u>COUNTY</u>	<u>SHORT LINE</u>	<u>LONG LINE UNPAVED</u>	<u>LONG LINE PAVED</u>
Samira Villas	Marion	\$150	\$175	\$200
Saratoga Harbour	Putnam	\$150	\$175	\$200
Silver Lakes Estates	Lake	\$150	\$175	\$200
Silver Lake Oaks	Putnam	\$150	\$175	\$200
Skycrest	Lake	\$150	\$175	\$200
Spring Hill Utilities	Hernando	See Sheet No. 17.0		
St. Johns Highlands	Putnam	\$150	\$175	\$200
Stone Mountain	Lake	\$150	\$175	\$200
Sugar Mill	Volusia	\$150	\$175	\$200
Sugar Mill Woods	Citrus	\$150	\$175	\$200
Sunny Hills Utilities	Washington	See Sheet No. 17.0		
Sunshine Parkway	Lake	\$150	\$175	\$200
Tropical Park	Osceola	\$150	\$175	\$200
University Shores	Orange	\$150	\$175	\$200
Venetian Village	Lake	\$150	\$175	\$200
Welaka	Putnam	\$150	\$175	\$200
Western Shores	Lake	\$150	\$175	\$200
Westmont	Orange	\$150	\$175	\$200
Windsong	Osceola	\$150	\$175	\$200
Woodmere	Duval	\$150	\$175	\$200
Wootens	Putnam	\$150	\$175	\$200
Zephyr Shores	Pasco	\$150	\$175	\$200

<u>SYSTEM NAME</u>	<u>COUNTY</u>	<u>5/8"X3/4"</u>	<u>1"</u>	<u>1 1/2"</u>	<u>2"</u>	<u>OVER 2"</u>
Citrus Springs Utilities	Citrus	\$203	\$267	\$267	\$267	Actual Cost
Deltona Utilities	Volusia	\$137	\$187	\$276	\$325	Actual Cost
Lehigh Utilities	Lee	\$250	\$250	\$250	\$250	\$250
Marco Island Utilities	Collier	\$200	\$225	Actual Cost	Actual Cost	Actual Cost
Marco Shores Utilities	Collier	\$0	\$0	\$0	\$0	\$0
Marion Oaks Utilities	Marion	\$170	\$170	Actual Cost	Actual Cost	Actual Cost
Pine Ridge Utilities	Citrus	\$267	\$267	\$267	\$267	\$267
Spring Hill Utilities	Hernando	\$112	\$162	\$251	\$300	Actual Cost
Sunny Hills Utilities	Washington	\$156	\$156	\$156	\$156	\$156

3965

Effective Date: April 30, 1993
Final Rates

By: 
Forrest L. Ludsen, Vice President
Customer Services

001431

1915

SERVICE AVAILABILITY CHARGES
PLANT CAPACITY CHARGE

<u>SYSTEM NAME</u>	<u>COUNTY</u>	<u>PER ERC</u>	<u>PER GALLON</u>
Amelia Island	Nassau	\$400.54	\$1.14
Beecher's Point	Putnam	\$350	
Citrus Springs Utilities	Citrus	RES=\$150	Other=\$0.43
Deltona Utilities	Volusia	\$87	
Lehigh Utilities	Lee	\$262.50 (1 ERC = 350 gpd)	\$0.75
Leisure Lakes (Covered Bridge)	Highlands	\$150	
Marco Island Utilities	Collier	RES=\$452 Multi-Family=\$161.00 per unit	GS=\$0.56
Marco Shores Utilities	Collier	RES=\$452 Multi-Family=\$159.50 per unit	Other=\$0.59
Marion Oaks Utilities	Marion	\$225	
Pine Ridge Utilities	Citrus	RES=\$110	Other=\$0.314
Rosemont	Citrus	\$600	\$1.7143
Spring Hill Utilities	Hernando	\$70	\$0.28
Sugar Mill	Volusia	\$931.02	
Sunny Hills Utilities	Washington	\$300	

3966

Effective Date: April 30, 1993
 Final Rates

By: 
 Forrest L. Ludsen, Vice President
 Customer Services

001432

1916

SERVICE AVAILABILITY CHARGES

INSPECTION FEE

<u>SYSTEM NAME</u>	<u>COUNTY</u>	<u>FEE</u>
Amelia Island	Nassau	Actual Cost
Lehigh Utilities	Lee	Actual Cost
Marco Shores Utilities	Collier	Actual Cost
Sunny Hills Utilities	Washington	Actual Cost

3967

Effective Date: April 30, 1993
Final Rates

By: 
Forrest L. Ludsen, Vice President
Customer Services

001433

1917

INDEX OF SERVICE AVAILABILITY CHARGES

	<u>Sheet Number</u>
Index Of Service Availability Charges	1.0
Index of Previous Sheet Numbers	1.1
Allowance For Funds Prudently Invested	2.0
Amelia Island	2.1
Beacon Hills	2.2
Chuluota	2.3
Citrus Springs	2.4 - 2.5
Deltona	2.6
Florida Central Commerce Park	2.7 - 2.8
Fox Run	2.9
Jungle Den	2.10
Lehigh	2.11 - 2.12
Leisure Lakes	2.13
Marco Island	2.14
Marco Shores	2.15
Marion Oaks	2.16 - 2.17
Palm Port	2.18 - 2.19
Park Manor	2.20
Point O' Woods	2.21
Salt Springs	2.22
Spring Hill	2.23
Sugar Mill	2.24
Sugar Mill Woods	2.25
Sunny Hills	2.26 - 2.27
University Shores	2.28 - 2.29
Venetian Village	2.30
Woodmere	2.31
Zephyr Shores	2.32
Main Extension Charge	3.0 - 3.1
Meter Installation Charge	4.0
Service Installation Charge	5.0
Plant Capacity Charge	6.0
Inspection Fee	7.0

3968

Effective Date:

By: Forrest L. Ludsen
Forrest L. Ludsen, Vice President
Customer Services

001434


1918

INDEX OF PREVIOUS SHEET NUMBERS

<u>System</u>	<u>County</u>	<u>Previous Sheet Number</u>
Citrus Springs	Citrus	Original No. 3.0
Chuluota	Seminole	Original No. 4.0
Deltona	Volusia	1st Revised No. 5.0
Florida Cntrl Comm Park	Seminole	Original No. 6.0
Lehigh	Lee	Original Nos. 6.1 - 6.2
Marco Island	Collier	2nd Revised No. 7.0
Marion Oaks	Marion	Original Nos. 8.0 - 9.0
Woodmere	Duval	Original No. 10.0
Main Extension Charge		2nd Revised No. 11.0, 1st Revised No. 12.0
Meter Installation Charge		1st Revised No. 13.0
Service Installation Charge		1st Revised No. 14.0
Plant Capacity Charge		2nd Revised No. 15.0
Inspection Fee		2nd Revised No. 16.0

3969

Effective Date:

By: 
Forrest L. Ludsen, Vice President
Customer Services

001435

1919

SERVICE AVAILABILITY CHARGES

Allowance For Funds Prudently Invested (Con't)

AMELIA ISLAND
Nassau County

TREATMENT PLANT

	1992	1993	1994	1995	1996	1997	1998
January	8.49	110.58	215.60	328.97	451.60	572.52	572.52
February	16.98	119.27	224.98	339.12	462.59	572.52	572.52
March	25.47	127.97	234.37	349.27	473.58	572.52	572.52
April	33.96	136.66	243.75	359.42	484.58	572.52	572.52
May	42.45	145.35	253.13	369.57	495.57	572.52	572.52
June	50.94	154.05	262.52	379.71	506.56	572.52	572.52
July	59.43	162.74	271.90	389.86	517.56	572.52	572.52
August	67.92	171.44	281.29	400.01	528.55	572.52	572.52
September	76.41	180.13	290.67	410.16	539.54	572.52	572.52
October	84.90	188.82	300.06	420.31	550.54	572.52	572.52
November	93.39	197.52	309.44	430.45	561.53	572.52	572.52
December	101.88	206.21	318.83	440.60	572.52	572.52	572.52

- Notes:**
1. The amounts indicated above are per ERC (ERC = 346 gpd).
 2. The number of remaining ERC's is 161.
 3. If the number of remaining ERC's has not connected by December, 1998, the maximum charge of \$572.52 remains in effect after December, 1998.

3970

Effective Date:

By: *Forrest L. Ludsen*

Forrest L. Ludsen, Vice President
Customer Services

001436

1920

SERVICE AVAILABILITY CHARGES

Allowance For Funds Prudently Invested (Con't)

BEACON HILLS
Duval County

TREATMENT PLANT

	1992	1993	1994	1995	1996	1997	1998
January	4.50	58.65	115.30	176.88	243.92	310.39	310.39
February	8.99	63.33	120.40	182.43	249.96	310.39	310.39
March	13.49	68.02	125.49	187.97	256.00	310.39	310.39
April	17.99	72.71	130.58	193.52	262.05	310.39	310.39
May	22.48	77.40	135.68	199.06	268.09	310.39	310.39
June	26.98	82.08	140.77	204.61	274.13	310.39	310.39
July	31.48	86.77	145.87	210.15	280.18	310.39	310.39
August	35.97	91.46	150.96	215.70	286.22	310.39	310.39
September	40.47	96.15	156.06	221.24	292.26	310.39	310.39
October	44.97	100.83	161.15	226.79	298.31	310.39	310.39
November	49.46	105.52	166.24	232.33	304.35	310.39	310.39
December	53.96	110.21	171.34	237.87	310.39	310.39	310.39

- Notes:**
1. The amounts indicated above are per ERC (ERC = 175 gpd).
 2. The number of remaining ERC's is 1,634.
 3. If the number of remaining ERC's has not connected by December, 1998, the maximum charge of \$310.39 remains in effect after December, 1998.

3971

Effective Date:

By: 
Forrest L. Ludsen, Vice President

001437 Customer Services

1921

SERVICE AVAILABILITY CHARGES

Allowance For Funds Prudently Invested (Con't)

CHULUOTA
Seminole County

TREATMENT PLANT

	1990/1991	1991/1992	1992/1993	1993/1994	1994/1995
April	46.25	612.74	1,204.13	1,839.48	2,526.07
May	92.51	661.72	1,256.74	1,896.09	2,587.06
June	138.76	710.70	1,309.35	1,952.69	2,648.06
July	185.98	759.68	1,361.97	2,009.30	2,709.06
August	233.20	808.66	1,414.58	2,065.91	2,770.06
September	280.43	857.64	1,467.19	2,122.51	2,831.06
October	327.65	906.62	1,519.81	2,179.12	2,892.05
November	374.87	955.60	1,572.42	2,235.73	2,953.05
December	422.10	1,004.58	1,625.03	2,292.34	3,014.05
January	469.32	1,053.56	1,677.64	2,348.94	3,075.05
February	516.54	1,102.53	1,730.26	2,405.55	3,136.05
March	563.76	1,151.51	1,782.87	2,462.16	3,197.04

- Notes:**
1. Amounts indicated above are per ERC and are applicable to the treatment plant.
 2. Charges will be collected until the system reaches a capacity of 244 ERCs.
 3. If the Company has not connected 244 ERCs after five years, the maximum charge of \$3,197.04 remains the same after March, 1995.

3972

Effective Date: June 5, 1992

By: 
Forrest L. Ludsen, Vice President

001438 Customer Services

1922

SERVICE AVAILABILITY CHARGES

Allowance For Funds Prudently Invested (Con't)

CITRUS SPRINGS
Citrus County

TREATMENT PLANT

	1992	1993	1994	1995	1996	1997	1998
January	2.00	25.89	48.64	72.25	96.80	120.17	120.17
February	4.00	27.78	50.60	74.28	98.92	120.17	120.17
March	6.00	29.67	52.56	76.32	101.05	120.17	120.17
April	8.00	31.56	54.52	78.36	103.17	120.17	120.17
May	10.00	33.45	56.48	80.40	105.30	120.17	120.17
June	12.00	35.34	58.44	82.44	107.42	120.17	120.17
July	14.00	37.23	60.40	84.48	109.54	120.17	120.17
August	16.00	39.12	62.36	86.52	111.67	120.17	120.17
September	18.00	41.01	64.33	88.55	113.79	120.17	120.17
October	20.00	42.90	66.29	90.59	115.92	120.17	120.17
November	22.00	44.79	68.25	92.63	118.04	120.17	120.17
December	24.00	46.68	70.21	94.67	120.17	120.17	120.17

- Notes:**
1. The amounts indicated above are per ERC (ERC = 130 gpd).
 2. The number of remaining ERC's is 657.
 3. If the number of remaining ERC's has not connected by December, 1998, the maximum charge of \$120.17 remains in effect after December, 1998.

3973

Effective Date:

By: 
Forrest L. Ludsen, Vice President
Customer Services

001439

1923

SERVICE AVAILABILITY CHARGES

Allowance For Funds Prudently Invested (Con't)

CITRUS SPRINGS (Con't)
Citrus County

COLLECTION SYSTEM

	1992	1993	1994	1995	1996	1997	1998
January	3.29	42.91	84.51	129.81	179.19	228.23	228.23
February	6.58	46.35	88.26	133.89	183.65	228.23	228.23
March	9.87	49.79	92.01	137.98	188.11	228.23	228.23
April	13.16	53.24	95.75	142.06	192.56	228.23	228.23
May	16.45	56.68	99.50	146.14	197.02	228.23	228.23
June	19.73	60.12	103.25	150.23	201.48	228.23	228.23
July	23.02	63.56	106.99	154.31	205.94	228.23	228.23
August	26.31	67.00	110.74	158.40	210.39	228.23	228.23
September	29.60	70.44	114.49	162.48	214.85	228.23	228.23
October	32.89	73.88	118.23	166.56	219.31	228.23	228.23
November	36.18	77.33	121.98	170.65	223.77	228.23	228.23
December	39.47	80.77	125.72	174.73	228.23	228.23	228.23

- Notes:**
1. The amounts indicated above are per ERC (ERC = 130 gpd).
 2. The number of remaining ERC's is 1,797.
 3. If the number of remaining ERC's has not connected by December, 1998, the maximum charge of \$228.23 remains in effect after December, 1998.

3974

Effective Date:

By: *Forrest L. Ludsen*
Forrest L. Ludsen, Vice President
Customer Services

001440

1924

SERVICE AVAILABILITY CHARGES

Allowance For Funds Prudently Invested (Con't)

DELTONA
Volusia County

TREATMENT PLANT

	1983	1984	1985	1986	1987
January	1.21	15.89	31.98	49.69	69.26
February	2.43	17.22	33.44	51.30	71.05
March	3.64	18.55	34.91	52.92	72.84
April	4.85	19.88	36.37	54.54	74.64
May	6.07	21.21	37.83	56.15	76.43
June	7.28	22.54	39.30	57.77	78.22
July	8.50	23.87	40.76	59.39	80.01
August	9.71	25.20	42.22	61.00	81.81
September	10.92	26.53	43.68	62.62	83.60
October	12.14	27.86	45.15	64.23	85.39
November	13.35	29.19	46.61	65.85	87.18
December	14.56	30.52	48.07	67.47	88.98

Notes: 1. A one time charge based upon the month of initial connection or the month the Customer prepays the Service Availability Charge, whichever comes first.

3975

Effective Date: August 26, 1992

By: 
Forrest L. Ludsen, Vice President
Customer Services

001441

1925

SERVICE AVAILABILITY CHARGES

Allowance For Funds Prudently Invested (Con't)

FLORIDA CENTRAL COMMERCE PARK
Seminole County

TREATMENT PLANT

	1992	1993	1994	1995	1996	1997	1998
January	24.50	318.44	613.13	926.47	1260.43	1585.57	1585.57
February	49.00	342.86	639.10	954.14	1289.98	1585.57	1585.57
March	73.50	367.29	665.07	981.81	1319.54	1585.57	1585.57
April	98.00	391.72	691.04	1009.18	1349.10	1585.57	1585.57
May	122.50	416.15	717.01	1037.16	1378.66	1585.57	1585.57
June	147.00	440.58	742.98	1064.83	1408.22	1585.57	1585.57
July	171.50	465.01	768.95	1092.50	1437.78	1585.57	1585.57
August	196.00	489.44	794.92	1120.18	1467.33	1585.57	1585.57
September	220.50	513.87	820.89	1147.85	1496.89	1585.57	1585.57
October	245.00	538.30	846.86	1175.52	1526.45	1585.57	1585.57
November	269.50	562.73	872.82	1203.19	1556.01	1585.57	1585.57
December	294.01	587.16	898.79	1230.87	1585.57	1585.57	1585.57

- Notes:**
1. The amounts indicated above are per ERC (ERC = 195 gpd).
 2. The number of remaining ERC's is 203.
 3. If the number of remaining ERC's has not connected by December, 1998, the maximum charge of \$1,585.57 remains in effect after December, 1998.

3976

Effective Date:

By: *Forest L. Ludsen*
001442 Forest L. Ludsen, Vice President
Customer Services

1926

SERVICE AVAILABILITY CHARGES

Allowance For Funds Prudently Invested (Con't)

FLORIDA CENTRAL COMMERCE PARK (Con't)
Seminole County


COLLECTION SYSTEM

	1992	1993	1994	1995	1996	1997	1998
January	17.30	225.83	445.77	684.93	945.36	1203.69	1203.69
February	34.61	244.03	465.56	706.47	968.84	1203.69	1203.69
March	51.91	262.23	485.34	728.01	992.33	1203.69	1203.69
April	69.21	280.42	505.12	749.55	1015.81	1203.69	1203.69
May	86.52	298.62	524.91	771.09	1039.29	1203.69	1203.69
June	103.82	316.81	544.69	792.63	1062.78	1203.69	1203.69
July	121.12	335.01	564.47	814.17	1086.26	1203.69	1203.69
August	138.43	353.21	584.26	835.71	1109.75	1203.69	1203.69
September	155.73	371.40	604.04	857.25	1133.23	1203.69	1203.69
October	173.03	389.60	623.82	878.79	1156.72	1203.69	1203.69
November	190.34	407.79	643.61	900.33	1180.20	1203.69	1203.69
December	207.64	425.99	663.39	921.87	1203.69	1203.69	1203.69

- Notes:**
1. The amounts indicated above are per ERC (ERC = 195 gpd).
 2. The number of remaining ERC's is 219.
 3. If the number of remaining ERC's has not connected by December, 1998, the maximum charge of \$1,203.69 remains in effect after December, 1998.

3977

Effective Date:

By: 
Forrest L. Ludsen, Vice President
Customer Services

001443

1927

SERVICE AVAILABILITY CHARGES

Allowance For Funds Prudently Invested (Con't)

FOX RUN
 Martin County

TREATMENT PLANT

	1992	1993	1994	1995	1996	1997	1998
January	12.14	158.19	308.92	471.02	645.69	817.41	817.41
February	24.28	170.67	322.34	485.48	661.31	817.41	817.41
March	36.43	183.15	335.76	499.94	676.92	817.41	817.41
April	48.57	195.64	349.18	514.40	692.53	817.41	817.41
May	60.71	208.12	362.60	528.86	708.14	817.41	817.41
June	72.85	220.60	376.03	543.32	723.75	817.41	817.41
July	85.00	233.08	389.45	557.78	739.36	817.41	817.41
August	97.14	245.57	402.87	572.24	754.97	817.41	817.41
September	109.28	258.05	416.29	586.70	770.58	817.41	817.41
October	121.42	270.53	429.71	601.16	786.19	817.41	817.41
November	133.56	283.01	443.13	615.62	801.80	817.41	817.41
December	145.71	295.50	456.55	630.08	817.41	817.41	817.41

- Notes:**
1. The amounts indicated above are per ERC (ERC = 230 gpd).
 2. The number of remaining ERC's is 61.
 3. If the number of remaining ERC's has not connected by December, 1998, the maximum charge of \$817.41 remains in effect after December, 1998.

3978

Effective Date:

By: *Forrest L. Ludsen*
 Forrest L. Ludsen, Vice President
 Customer Services

001444

1928

SERVICE AVAILABILITY CHARGES

Allowance For Funds Prudently Invested (Con't)

JUNGLE DEN
Volusia County

TREATMENT PLANT

	1992	1993	1994	1995	1996	1997	1998
January	11.24	146.79	290.08	445.76	615.18	783.12	783.12
February	22.49	158.65	302.96	459.78	630.44	783.12	783.12
March	33.73	170.50	315.84	473.79	645.71	783.12	783.12
April	44.98	182.36	328.72	487.80	660.98	783.12	783.12
May	56.22	194.21	341.60	501.82	676.25	783.12	783.12
June	67.47	206.07	354.48	515.83	691.51	783.12	783.12
July	78.71	217.92	367.35	529.84	706.78	783.12	783.12
August	89.96	229.78	380.23	543.86	722.05	783.12	783.12
September	101.20	241.63	393.11	557.87	737.32	783.12	783.12
October	112.45	253.49	405.99	571.88	752.58	783.12	783.12
November	123.69	265.34	418.87	585.89	767.85	783.12	783.12
December	134.94	277.20	431.75	599.91	783.12	783.12	783.12

- Notes:**
1. The amounts indicated above are per ERC (ERC = 103 gpd).
 2. The number of remaining ERC's is 62.
 3. If the number of remaining ERC's has not connected by December, 1998, the maximum charge of \$783.12 remains in effect after December, 1998.

3979

Effective Date:

By: 
Forrest L. Ludsen, Vice President
Customer Services

001445

1929

SERVICE AVAILABILITY CHARGES

Allowance For Funds Prudently Invested (Con't)

LEHIGH
 Lee County

TREATMENT PLANT

	1992	1993	1994	1995	1996	1997
January	1.53	19.98	39.00	57.53	75.55	91.65
February	3.07	21.57	40.55	59.03	77.02	91.65
March	4.60	23.16	42.10	60.54	78.48	91.65
April	6.13	24.75	43.64	62.04	79.94	91.65
May	7.66	26.34	45.19	63.55	81.41	91.65
June	9.20	27.92	46.74	65.06	82.87	91.65
July	10.73	29.51	48.29	66.56	84.34	91.65
August	12.26	31.10	49.83	68.07	85.80	91.65
September	13.79	32.69	51.38	69.57	87.26	91.65
October	15.33	34.28	52.93	71.08	88.73	91.65
November	16.86	35.87	54.47	72.58	90.19	91.65
December	18.39	37.46	56.02	74.09	91.65	91.65

- Notes:**
1. Amounts indicated above are per ERC (ERC = 194 gpd) and are applicable to the wastewater treatment plant.
 2. Charges will be collected until the plant reaches a capacity of 10.825 ERCs.

3980

Effective Date: April 30, 1993
 Final Rates

By: 
 Forrest L. Ludsen, Vice President
 Customer Services

001446

1930

SERVICE AVAILABILITY CHARGES

Allowance For Funds Prudently Invested (Con't)

LEHIGH (Con't)
Lee County

COLLECTION SYSTEM

	1992	1993	1994	1995	1996	1997
January	10.64	138.61	269.35	395.45	516.86	624.24
February	21.28	149.54	279.89	405.60	526.62	624.24
March	31.92	160.46	290.43	415.75	536.39	624.24
April	42.56	171.39	300.97	425.90	546.15	624.24
May	53.20	182.32	311.51	436.05	555.91	624.24
June	63.84	193.25	322.05	446.20	565.67	624.24
July	74.48	204.17	332.59	456.35	575.43	624.24
August	85.12	215.10	343.14	466.50	585.19	624.24
September	95.76	226.03	353.68	476.65	594.96	624.24
October	106.40	236.95	364.22	486.80	604.72	624.24
November	117.04	247.88	374.76	496.95	614.48	624.24
December	127.68	258.81	385.30	507.10	624.24	624.24

- Notes:**
1. Amounts indicated above are per ERC (ERC = one single family residential lot) and are applicable to the collection system.
 2. Charges will be collected until the system reaches a capacity of 5,321 ERCs.

3981

Effective Date: April 30, 1993
Final Rates

By: *Forrest L. Ludsen*
Forrest L. Ludsen, Vice President
Customer Services

001447

1931

SERVICE AVAILABILITY CHARGES

Allowance For Funds Prudently Invested (Con't)

LEISURE LAKES
 Highlands County

TREATMENT PLANT

	1992	1993	1994	1995	1996	1997	1998
January	1.99	25.88	50.44	76.85	105.31	133.30	133.30
February	3.97	27.92	52.62	79.20	107.86	133.30	133.30
March	5.96	29.95	54.81	81.56	110.40	133.30	133.30
April	7.95	31.98	57.00	83.92	112.95	133.30	133.30
May	9.94	34.02	59.18	86.27	115.49	133.30	133.30
June	11.92	36.05	61.37	88.63	118.04	133.30	133.30
July	13.91	38.08	63.56	90.99	120.58	133.30	133.30
August	15.90	40.12	65.74	93.34	123.12	133.30	133.30
September	17.89	42.15	67.93	95.70	125.67	133.30	133.30
October	19.87	44.18	70.12	98.06	128.21	133.30	133.30
November	21.86	46.22	72.30	100.41	130.76	133.30	133.30
December	23.85	48.25	74.49	102.77	133.30	133.30	133.30

- Notes:**
1. The amounts indicated above are per ERC (ERC = 91 gpd).
 2. The number of remaining ERC's is 126.
 3. If the number of remaining ERC's has not connected by December, 1998, the maximum charge of \$133.30 remains in effect after December, 1998.

3982

Effective Date:

By: 
 Forrest L. Ludsen, Vice President
 Customer Services

001448

1932

SERVICE AVAILABILITY CHARGES

Allowance For Funds Prudently Invested (Con't)

MARCO ISLAND
Collier County

TREATMENT PLANT

	1993/1994	1994/1995	1995/1996	1996/1997	1997/1998
July	30.19	393.48	770.23	1,175.65	1,612.66
August	60.38	424.67	803.79	1,211.82	1,651.71
September	90.57	455.87	837.36	1,248.00	1,690.77
October	120.76	487.07	870.93	1,284.18	1,729.82
November	150.95	518.27	904.50	1,320.36	1,768.87
December	181.14	549.47	938.06	1,356.54	1,807.93
January	211.33	580.67	971.63	1,392.71	1,846.98
February	241.52	611.87	1,005.20	1,428.89	1,886.04
March	271.71	643.06	1,038.77	1,465.07	1,925.09
April	301.90	674.26	1,072.33	1,501.25	1,964.15
May	332.09	705.46	1,105.90	1,537.42	2,003.20
June	362.28	736.66	1,139.47	1,573.60	2,042.25

- Notes:**
1. The amounts indicated above are per ERC (ERC = 414 gpd).
 2. The number of remaining ERC's is 1,476.
 3. If the number of remaining ERC's has not connected by June, 1998, the maximum charge of \$2,042.25 remains in effect after June, 1998.

3983

Effective Date:

By: 
Forrest L. Ludsen, Vice President
Water Services

001449

1933

SERVICE AVAILABILITY CHARGES

Allowance For Funds Prudently Invested (Con't)

MARCO SHORES
Collier County

TREATMENT PLANT

	1992	1993	1994	1995	1996	1997	1998
January	1.93	25.15	49.78	76.61	105.87	134.93	134.93
February	3.85	27.19	52.00	79.03	108.51	134.93	134.93
March	5.78	29.22	54.22	81.45	111.15	134.93	134.93
April	7.70	31.26	56.44	83.87	113.79	134.93	134.93
May	9.63	33.30	58.66	86.29	116.43	134.93	134.93
June	11.55	35.34	60.88	88.71	119.08	134.93	134.93
July	13.48	37.37	63.10	91.93	121.72	134.93	134.93
August	15.41	39.41	65.32	93.55	124.36	134.93	134.93
September	17.33	41.45	67.53	95.97	127.00	134.93	134.93
October	19.26	43.49	69.75	98.39	129.64	134.93	134.93
November	21.18	45.53	71.97	100.81	132.28	134.93	134.93
December	23.11	47.56	74.19	103.23	134.93	134.93	134.93

- Notes:**
1. The amounts indicated above are per ERC (ERC = 101 gpd).
 2. The number of remaining ERC's is 708.
 3. If the number of remaining ERC's has not connected by December, 1998, the maximum charge of \$134.93 remains in effect after December, 1998.

3984

Effective Date:

By: 
Forrest L. Ludsen, Vice President
Customer Services

001450

1934

SERVICE AVAILABILITY CHARGES

Allowance For Funds Prudently Invested (Con't)

MARION OAKS
Marion County


TREATMENT PLANT

	1992	1993	1994	1995	1996	1997	1998
January	3.94	51.23	99.39	151.02	206.50	260.89	260.89
February	7.87	55.22	103.67	155.62	211.44	260.89	260.89
March	11.81	59.21	107.94	160.21	216.39	260.89	260.89
April	15.75	63.20	112.22	164.81	221.33	260.89	260.89
May	19.68	67.19	116.50	169.40	226.28	260.89	260.89
June	23.62	71.18	120.77	173.99	231.22	260.89	260.89
July	27.55	75.16	125.05	178.59	236.17	260.89	260.89
August	31.49	79.15	129.32	183.18	241.11	260.89	260.89
September	35.43	83.14	133.60	187.77	246.06	260.89	260.89
October	39.36	87.13	137.88	192.37	251.00	260.89	260.89
November	43.30	91.12	142.15	196.96	255.95	260.89	260.89
December	47.24	95.11	146.43	201.55	260.89	260.89	260.89

- Notes:**
1. The amounts indicated above are per ERC (ERC = 97 gpd).
 2. The number of remaining ERC's is 329.
 3. If the number of remaining ERC's has not connected by December, 1998, the maximum charge of \$260.89 remains in effect after December, 1998.

3985

Effective Date:

By: 
Forrest L. Ludsen, Vice President
Customer Services

001451

1935

SERVICE AVAILABILITY CHARGES

Allowance For Funds Prudently Invested (Con't)

MARION OAKS (Con't)
 Marion County

COLLECTION SYSTEM

	1992	1993	1994	1995	1996	1997	1998
January	13.64	177.98	351.07	539.42	744.68	948.41	948.41
February	27.28	192.29	366.65	556.40	763.20	948.41	948.41
March	40.91	206.61	382.23	573.38	781.72	948.41	948.41
April	54.55	220.93	397.81	590.35	800.24	948.41	948.41
May	68.19	235.35	413.39	607.33	818.77	948.41	948.41
June	81.83	249.57	428.97	624.31	837.29	948.41	948.41
July	95.47	263.89	444.55	641.28	855.81	948.41	948.41
August	109.10	278.21	460.13	658.26	874.33	948.41	948.41
September	122.74	292.53	475.71	675.23	892.85	948.41	948.41
October	136.38	306.85	491.29	692.21	911.37	948.41	948.41
November	150.02	321.17	506.87	709.19	929.89	948.41	948.41
December	163.66	335.49	522.45	726.16	948.41	948.41	948.41

- Notes:**
1. The amounts indicated above are per ERC (ERC = 97 gpd).
 2. The number of remaining ERC's is 272.
 3. If the number of remaining ERC's has not connected by December, 1998, the maximum charge of \$948.41 remains in effect after December, 1998.

3986

Effective Date:

By: 
 Forrest L. Ludsen, Vice President
 Customer Services

001452

1936

SERVICE AVAILABILITY CHARGES

Allowance For Funds Prudently Invested (Con't)

PALM PORT
 Putnam County

TREATMENT PLANT

	1992	1993	1994	1995	1996	1997	1998
January	3.49	45.23	85.00	126.31	169.31	210.28	210.28
February	6.99	48.54	88.43	129.88	173.03	210.28	210.28
March	10.48	51.84	91.87	133.45	176.76	210.28	210.28
April	13.98	55.14	95.30	137.02	180.48	210.28	210.28
May	17.47	58.45	98.73	140.59	184.21	210.28	210.28
June	20.96	61.75	102.16	144.16	187.93	210.28	210.28
July	24.46	65.05	105.59	147.73	191.66	210.28	210.28
August	27.95	68.36	109.02	151.30	195.38	210.28	210.28
September	31.45	71.66	112.45	154.87	199.11	210.28	210.28
October	34.94	74.97	115.88	158.44	202.83	210.28	210.28
November	38.43	78.27	119.31	162.01	206.56	210.28	210.28
December	41.93	81.57	122.74	165.58	210.28	210.28	210.28

- Notes:**
1. The amounts indicated above are per ERC (ERC = 170 gpd).
 2. The number of remaining ERC's is 115.
 3. If the number of remaining ERC's has not connected by December, 1998, the maximum charge of \$210.28 remains in effect after December, 1998.

3987

Effective Date:

By: 
 Forrest L. Ludsen, Vice President
 Customer Services

001453

1937

SERVICE AVAILABILITY CHARGES

Allowance For Funds Prudently Invested (Con't)

PALM PORT (Con't)
Putnam County

COLLECTION SYSTEM

	1992	1993	1994	1995	1996	1997	1998
January	6.26	80.78	148.34	216.70	285.94	350.22	350.22
February	12.53	86.40	154.03	222.46	291.78	350.22	350.22
March	18.79	92.03	159.72	228.22	297.62	350.22	350.22
April	25.05	97.65	165.41	233.99	303.47	350.22	350.22
May	31.31	103.27	171.10	239.75	309.31	350.22	350.22
June	37.58	108.90	176.79	245.51	315.16	350.22	350.22
July	43.84	114.52	182.48	251.28	321.00	350.22	350.22
August	50.10	120.15	188.17	257.04	326.84	350.22	350.22
September	56.36	125.77	193.86	262.80	332.69	350.22	350.22
October	62.63	131.40	199.55	268.57	338.53	350.22	350.22
November	68.89	137.02	205.24	274.33	344.37	350.22	350.22
December	75.15	142.65	210.93	280.09	350.22	350.22	350.22

- Notes:**
1. The amounts indicated above are per ERC (ERC = 170 gpd).
 2. The number of remaining ERC's is 49.
 3. If the number of remaining ERC's has not connected by December, 1998, the maximum charge of \$350.22 remains in effect after December, 1998.

3988

Effective Date:

By: 
Forrest L. Ludsen, Vice President
Customer Services

001454

1938

SERVICE AVAILABILITY CHARGES

Allowance For Funds Prudently Invested (Con't)

PARK MANOR
 Putnam County


TREATMENT PLANT

	1992	1993	1994	1995	1996	1997	1998
January	0.86	11.19	21.49	32.49	44.25	55.73	55.73
February	1.72	12.04	22.40	33.46	45.29	55.73	55.73
March	2.58	12.90	23.31	34.43	46.33	55.73	55.73
April	3.44	13.75	24.22	35.41	47.38	55.73	55.73
May	4.31	14.60	25.13	36.38	48.42	55.73	55.73
June	5.17	15.46	26.05	37.36	49.47	55.73	55.73
July	6.03	16.31	26.96	38.33	50.51	55.73	55.73
August	6.89	17.16	27.87	39.30	51.56	55.73	55.73
September	7.75	18.02	28.78	40.28	52.60	55.73	55.73
October	8.61	18.87	29.69	41.25	53.64	55.73	55.73
November	9.47	19.73	30.60	42.23	54.69	55.73	55.73
December	10.33	20.58	31.51	43.20	55.73	55.73	55.73

- Notes:**
1. The amounts indicated above are per ERC (ERC = 85 gpd).
 2. The number of remaining ERC's is 86.
 3. If the number of remaining ERC's has not connected by December, 1998, the maximum charge of \$55.73 remains in effect after December, 1998.

3989

Effective Date:

By: 
 Forrest L. Ludsen, Vice President
 Customer Services

001455

1939

SERVICE AVAILABILITY CHARGES

Allowance For Funds Prudently Invested (Con't)

POINT O' WOODS
Marion County


TREATMENT PLANT

	1992	1993	1994	1995	1996	1997	1998
January	4.55	59.28	115.40	175.93	241.35	305.82	305.82
February	9.10	63.92	120.41	181.35	247.21	305.82	305.82
March	13.66	68.57	125.42	186.76	253.07	305.82	305.82
April	18.21	73.22	130.43	192.17	258.93	305.82	305.82
May	22.76	77.86	135.44	197.59	264.79	305.82	305.82
June	27.31	82.51	140.45	203.00	270.65	305.82	305.82
July	31.87	87.15	145.46	208.42	276.52	305.82	305.82
August	36.42	91.80	150.47	213.83	282.38	305.82	305.82
September	40.97	96.45	155.48	219.25	288.24	305.82	305.82
October	45.52	101.09	160.50	224.66	294.10	305.82	305.82
November	50.08	105.74	165.51	230.07	299.96	305.82	305.82
December	54.63	110.39	170.52	235.49	305.82	305.82	305.82

- Notes:**
1. The amounts indicated above are per ERC (ERC = 92 gpd).
 2. The number of remaining ERC's is 348.
 3. If the number of remaining ERC's has not connected by December, 1998, the maximum charge of \$305.82 remains in effect after December, 1998.

3930

Effective Date:

By: 
Forrest L. Ludsen, Vice President
Customer Services

001456

1940

SERVICE AVAILABILITY CHARGES

Allowance For Funds Prudently Invested (Con't)

SALT SPRINGS
Marion County

TREATMENT PLANT

	1992	1993	1994	1995	1996	1997	1998
January	5.47	71.11	137.04	207.36	282.53	355.91	355.91
February	10.94	76.57	142.87	213.58	289.20	355.91	355.91
March	16.41	82.04	148.69	219.81	295.87	355.91	355.91
April	21.88	87.50	154.52	226.04	302.54	355.91	355.91
May	27.35	92.97	160.34	232.27	309.21	355.91	355.91
June	32.82	98.43	166.17	238.49	315.89	355.91	355.91
July	38.29	103.89	172.00	244.72	322.56	355.91	355.91
August	43.76	109.36	177.82	250.95	329.23	355.91	355.91
September	49.23	114.82	183.65	257.18	335.90	355.91	355.91
October	54.70	120.28	189.48	263.40	342.57	355.91	355.91
November	60.17	125.75	195.30	269.63	349.24	355.91	355.91
December	65.65	131.21	201.13	275.86	355.91	355.91	355.91

- Notes:**
1. The amounts indicated above are per ERC (ERC = 205 gpd).
 2. The number of remaining ERC's is 161.
 3. If the number of remaining ERC's has not connected by December, 1998, the maximum charge of \$355.91 remains in effect after December, 1998.

3991

Effective Date:

By: 
Forrest L. Ludsen, Vice President
Customer Services

001457

1941

SERVICE AVAILABILITY CHARGES

Allowance For Funds Prudently Invested (Con't)

SPRING HILL
Hernando County

TREATMENT PLANT

	1992	1993	1994	1995	1996	1997	1998
January	1.77	23.05	44.85	68.27	93.48	118.23	118.23
February	3.54	24.86	46.79	70.36	95.73	118.23	118.23
March	5.31	26.66	48.73	72.45	97.98	118.23	118.23
April	7.08	28.47	50.67	74.53	100.23	118.23	118.23
May	8.85	30.27	52.61	76.62	102.48	118.23	118.23
June	10.62	32.08	54.55	78.71	104.73	118.23	118.23
July	12.39	33.89	56.49	80.79	106.98	118.23	118.23
August	14.16	35.69	58.43	82.88	109.23	118.23	118.23
September	15.93	37.50	60.37	84.97	111.48	118.23	118.23
October	17.70	39.30	62.31	87.05	113.73	118.23	118.23
November	19.47	41.11	64.24	89.14	115.98	118.23	118.23
December	21.25	42.91	66.18	91.23	118.23	118.23	118.23

- Notes:**
1. The amounts indicated above are per ERC (ERC = 149 gpd).
 2. The number of remaining ERC's is 5,703.
 3. If the number of remaining ERC's has not connected by December, 1998, the maximum charge of \$118.23 remains in effect after December, 1998.

3992

Effective Date:

By: 
Forrest L. Ludsen, Vice President
Customer Services

001458

1942

SERVICE AVAILABILITY CHARGES

Allowance For Funds Prudently Invested (Con't)

SUGAR MILL
Volusia County

TREATMENT PLANT

	1992	1993	1994	1995	1996	1997	1998
January	6.76	88.11	171.84	261.83	358.75	453.98	453.98
February	13.53	95.05	179.29	269.85	367.40	453.98	453.98
March	20.29	101.98	186.74	277.87	376.06	453.98	453.98
April	27.06	108.92	194.19	285.90	384.72	453.98	453.98
May	33.82	115.85	201.64	293.92	393.37	453.98	453.98
June	40.59	122.78	209.10	301.95	402.03	453.98	453.98
July	47.35	129.72	216.55	309.97	410.69	453.98	453.98
August	54.12	136.65	224.00	317.99	419.35	453.98	453.98
September	60.88	143.59	231.45	326.02	428.00	453.98	453.98
October	67.65	150.52	238.90	334.04	436.66	453.98	453.98
November	74.41	157.45	246.35	342.06	445.32	453.98	453.98
December	81.18	164.39	253.80	350.09	453.98	453.98	453.98

- Notes:**
1. The amounts indicated above are per ERC (ERC = 271 gpd).
 2. The number of remaining ERC's is 184.
 3. If the number of remaining ERC's has not connected by December, 1998, the maximum charge of \$453.98 remains in effect after December, 1998.

3993

Effective Date:

By: 
Forrest L. Ludsen, Vice President
Customer Services

001459

1943

SERVICE AVAILABILITY CHARGES

Allowance For Funds Prudently Invested (Con't)

SUGAR MILL WOODS
Citrus County

TREATMENT PLANT

	1992	1993	1994	1995	1996	1997	1998
January	2.14	27.81	54.14	82.37	112.72	142.48	142.48
February	4.27	29.99	56.48	84.88	115.42	142.48	142.48
March	6.41	32.18	58.81	87.40	118.13	142.48	142.48
April	8.54	34.36	61.15	89.91	120.84	142.48	142.48
May	10.68	36.54	63.49	92.42	123.54	142.48	142.48
June	12.82	38.72	65.83	94.94	126.25	142.48	142.48
July	14.95	40.90	68.17	97.45	128.95	142.48	142.48
August	17.09	43.08	70.51	99.96	131.66	142.48	142.48
September	19.23	45.26	72.84	102.47	134.36	142.48	142.48
October	21.36	47.44	75.18	104.99	137.07	142.48	142.48
November	23.50	49.62	77.52	107.50	139.78	142.48	142.48
December	25.63	51.80	79.86	110.01	142.48	142.48	142.48

- Notes:**
1. The amounts indicated above are per ERC (ERC = 59 gpd).
 2. The number of remaining ERC's is 3,154.
 3. If the number of remaining ERC's has not connected by December, 1998, the maximum charge of \$142.48 remains in effect after December, 1998.

3994

Effective Date:

By: 
Forrest L. Ludsen, Vice President
Customer Services

001460

1944

SERVICE AVAILABILITY CHARGES

Allowance For Funds Prudently Invested (Con't)

SUNNY HILLS
Washington County


TREATMENT PLANT

	1992	1993	1994	1995	1996	1997	1998
January	7.98	103.98	202.62	308.52	422.44	534.26	534.26
February	15.97	112.15	211.39	317.95	432.60	534.26	534.26
March	23.95	120.32	220.16	327.38	442.77	534.26	534.26
April	31.94	128.49	228.93	336.81	452.94	534.26	534.26
May	39.92	136.66	237.70	346.25	463.10	534.26	534.26
June	47.91	144.83	246.47	355.68	473.27	534.26	534.26
July	55.89	153.00	255.24	365.11	483.43	534.26	534.26
August	63.88	161.17	264.01	374.54	493.60	534.26	534.26
September	71.86	169.34	272.78	383.97	503.77	534.26	534.26
October	79.84	177.51	281.55	393.41	513.93	534.26	534.26
November	87.83	185.68	290.32	402.84	524.10	534.26	534.26
December	95.81	193.85	299.08	412.27	534.26	534.26	534.26

- Notes:**
1. The amounts indicated above are per ERC (ERC = 128 gpd).
 2. The number of remaining ERC's is 179.
 3. If the number of remaining ERC's has not connected by December, 1998, the maximum charge of \$534.26 remains in effect after December, 1998.

3995

Effective Date:

By: 
Forrest L. Ludsen, Vice President
Customer Services

001461

1945

SERVICE AVAILABILITY CHARGES

Allowance For Funds Prudently Invested (Con't)

SUNNY HILLS (Con't)
Washington County

COLLECTION SYSTEM

	1992	1993	1994	1995	1996	1997	1998
January	5.88	76.69	150.05	229.08	314.40	398.40	398.40
February	11.77	82.76	156.59	236.14	322.04	398.40	398.40
March	17.65	88.84	163.13	243.21	329.67	398.40	398.40
April	23.54	94.91	169.68	250.27	337.31	398.40	398.40
May	29.42	100.99	176.22	257.33	344.95	398.40	398.40
June	35.31	107.06	182.76	264.39	352.58	398.40	398.40
July	41.19	113.13	189.31	271.45	360.22	398.40	398.40
August	47.08	119.21	195.85	278.52	367.85	398.40	398.40
September	52.96	125.28	202.39	285.58	375.49	398.40	398.40
October	58.85	131.36	208.93	292.64	383.13	398.40	398.40
November	64.73	137.43	215.48	299.70	390.76	398.40	398.40
December	70.62	143.50	222.02	306.76	398.40	398.40	398.40

- Notes:**
1. The amounts indicated above are per ERC (ERC = 128 gpd).
 2. The number of remaining ERC's is 319.
 3. If the number of remaining ERC's has not connected by December, 1998, the maximum charge of \$398.40 remains in effect after December, 1998.

3996

Effective Date:

By: 

001462 Forrest L. Ludsen, Vice President
Customer Services 1946

SERVICE AVAILABILITY CHARGES

Allowance For Funds Prudently Invested (Con't)

UNIVERSITY SHORES
Orange County

TREATMENT PLANT

	1992	1993	1994	1995	1996	1997	1998
January	12.80	166.86	326.69	499.58	686.92	871.98	871.98
February	25.61	180.09	341.00	515.08	703.75	871.98	871.98
March	38.41	193.32	355.30	530.58	720.57	871.98	871.98
April	51.21	206.55	369.61	546.08	737.39	871.98	871.98
May	64.01	219.78	383.92	561.59	754.22	871.98	871.98
June	76.82	233.01	398.23	577.09	771.04	871.98	871.98
July	89.62	246.23	412.54	592.59	787.87	871.98	871.98
August	102.42	259.46	426.84	608.09	804.69	871.98	871.98
September	115.22	272.69	441.15	623.59	821.51	871.98	871.98
October	128.03	285.92	455.46	639.10	838.34	871.98	871.98
November	140.83	299.15	469.77	654.60	855.16	871.98	871.98
December	153.63	312.38	484.07	670.10	871.98	871.98	871.98

- Notes:**
1. The amounts indicated above are per ERC (ERC = 265 gpd).
 2. The number of remaining ERC's is 195.
 3. If the number of remaining ERC's has not connected by December, 1998, the maximum charge of \$871.98 remains in effect after December, 1998.

3997

Effective Date:

By: *Forrest L. Ludsen*
Forrest L. Ludsen, Vice President

001463 Customer Services

1947

SERVICE AVAILABILITY CHARGES

Allowance For Funds Prudently Invested (Con't)

UNIVERSITY SHORES (Con't)
Orange County

COLLECTION SYSTEM

	1992	1993	1994	1995	1996	1997	1998
January	4.41	57.48	113.18	173.74	239.67	305.08	305.08
February	8.81	62.09	118.19	179.19	245.62	305.08	305.08
March	13.22	66.69	123.20	184.64	251.57	305.08	305.08
April	17.62	71.30	128.20	190.10	257.51	305.08	305.08
May	22.03	75.91	133.21	195.55	263.46	305.08	305.08
June	26.44	80.52	138.22	201.00	269.40	305.08	305.08
July	30.84	85.13	143.23	206.46	275.35	305.08	305.08
August	35.25	89.73	148.24	211.91	281.29	305.08	305.08
September	39.65	94.34	153.25	217.37	287.24	305.08	305.08
October	44.06	98.95	158.26	222.82	293.19	305.08	305.08
November	48.46	103.56	163.27	228.27	299.13	305.08	305.08
December	52.87	108.17	168.28	233.73	305.08	305.08	305.08

- Notes:**
1. The amounts indicated above are per ERC (ERC = 265 gpd).
 2. The number of remaining ERC's is 1,420.
 3. If the number of remaining ERC's has not connected by December, 1998, the maximum charge of \$305.08 remains in effect after December, 1998.

3998

Effective Date:

By: 
Forrest L. Ludsen, Vice President
Customer Services

001464

1948

SERVICE AVAILABILITY CHARGES

Allowance For Funds Prudently Invested (Con't)

VENETIAN VILLAGE
 Lake County

TREATMENT PLANT

	1992	1993	1994	1995	1996	1997	1998
January	5.23	67.93	130.85	197.68	268.84	338.07	338.07
February	10.45	73.15	136.39	203.58	275.14	338.07	338.07
March	16.68	78.36	141.93	209.48	281.43	338.07	338.07
April	20.90	83.58	147.47	215.37	287.72	338.07	338.07
May	26.13	88.80	153.01	221.27	294.02	338.07	338.07
June	31.36	94.01	158.55	227.17	300.31	338.07	338.07
July	36.58	99.23	164.09	233.06	306.60	338.07	338.07
August	41.81	104.44	169.63	238.96	312.90	338.07	338.07
September	47.04	109.66	175.17	244.86	319.19	338.07	338.07
October	52.26	114.88	180.71	250.76	325.48	338.07	338.07
November	57.49	120.09	186.24	256.65	331.77	338.07	338.07
December	62.71	125.31	191.78	262.55	338.07	338.07	338.07

- Notes:**
1. The amounts indicated above are per ERC (ERC = 292 gpd).
 2. The number of remaining ERC's is 15.
 3. If the number of remaining ERC's has not connected by December, 1998, the maximum charge of \$338.07 remains in effect after December, 1998.

3999

Effective Date:

By: 
 Forrest L. Ludsen, Vice President
 Customer Services

001465

1949

SERVICE AVAILABILITY CHARGES

Allowance For Funds Prudently Invested (Con't)

WOODMERE
Duval

COLLECTION SYSTEM

	1990/1991	1991/1992	1992/1993	1993/1994	1994/1995
June	4.77	62.19	121.59	185.32	253.82
July	9.54	67.11	126.87	191.00	259.93
August	14.32	72.03	132.15	196.67	266.03
September	19.09	76.95	137.43	202.34	272.13
October	23.86	81.87	142.70	208.01	278.24
November	28.63	86.79	147.98	213.68	284.34
December	33.40	91.71	153.26	219.36	290.45
January	38.18	96.63	158.54	225.03	296.55
February	42.95	101.55	163.82	230.70	302.66
March	47.72	106.47	169.10	236.37	308.76
April	52.49	111.39	174.37	242.04	314.87
May	57.26	116.31	179.65	247.72	320.97

- Notes:**
1. Amounts indicated above are per ERC.
 2. Charges will be collected until the system reaches a capacity of 67 ERCs.
 3. If the Utility has not connected 67 ERCs after five years, the maximum charge of \$320.97 per ERC remains the same after May 1995.

4000

Effective Date: June 5, 1992

By: *Forrest L. Ludsen*
Forrest L. Ludsen, Vice President
Customer Services

001466

1950

SERVICE AVAILABILITY CHARGES

Allowance For Funds Prudently Invested (Con't)

ZEPHYR SHORES
Pasco County

TREATMENT PLANT

	1992	1993	1994	1995	1996	1997	1998
January	3.97	51.77	101.06	154.30	211.92	268.77	268.77
February	7.95	55.85	105.46	159.07	217.08	268.77	268.77
March	11.92	59.93	109.87	163.83	222.25	268.77	268.77
April	15.90	64.01	114.28	168.60	227.42	268.77	268.77
May	19.87	68.09	118.68	173.37	232.59	268.77	268.77
June	23.84	72.17	123.09	178.14	237.76	268.77	268.77
July	27.82	76.25	127.50	182.91	242.93	268.77	268.77
August	31.79	80.33	131.90	187.68	248.09	268.77	268.77
September	35.76	84.41	136.31	192.44	253.26	268.77	268.77
October	39.74	88.49	140.72	197.21	258.43	268.77	268.77
November	43.71	92.57	145.12	201.98	263.60	268.77	268.77
December	47.69	96.65	149.53	206.75	268.77	268.77	268.77

- Notes:**
1. The amounts indicated above are per ERC (ERC = 59 gpd).
 2. The number of remaining ERC's is 68.
 3. If the number of remaining ERC's has not connected by December, 1998, the maximum charge of \$268.77 remains in effect after December, 1998.

4001

Effective Date:

By: *Forrest L. Ludsen*
Forrest L. Ludsen, Vice President
Customer Services

001467

1951

SERVICE AVAILABILITY CHARGES
MAIN EXTENSION CHARGE

MAIN EXTENSION CHARGE

<u>SYSTEM NAME</u>	<u>COUNTY</u>		<u>Per ERC</u>	<u>Per Gal</u>
Amelia Island	Nassau			
Apache Shores	Citrus	Actual Cost less 20%		
Apple Valley	Seminole	Actual Cost less 20%		
Beacon Hills	Duval	Actual Cost less 20%		
Beecher's Point	Putnam	Actual Cost less 20%		
Burnt Store	Charlotte/Lee			
Chuluota	Seminole	Actual Cost less 20%		
Citrus Park	Marion	Actual Cost less 20%		
Citrus Springs Utilities	Citrus		RES=\$400	Other=\$2.67
Deltona Utilities	Volusia		\$305	
Fisherman's Haven	Martin	Actual Cost less 20%		
Florida Central Commerce Park	Seminole	Actual Cost less 20%		
Fox Run	Martin	Actual Cost less 20%		
Holiday Haven	Lake	Actual Cost less 20%		
Jungle Den	Volusia	Actual Cost less 20%		
Lehigh Utilities, Inc.	Lee	\$840 per lot (80 ft.); \$10.50 per foot		
Leilani Heights	Martin	Actual Cost less 20%		
Leisure Lakes (Covered Bridge)	Highlands	Actual Cost less 20%		
Marco Island Utilities	Collier		RES=\$150	GS=\$0.50
			Multi-Family=\$125/unit	
Marco Shores Utilities	Collier		RES=\$150	GS=\$0.50
			Multi-Family=\$125/unit	
Marion Oaks Utilities	Marion		\$550	Other=\$3.667
Meredith Manor	Seminole	Actual Cost less 20%		
Morningview	Lake	Actual Cost less 20%		
Palm Port	Putnam	Actual Cost less 20%		
Palm Terrace (C.L. Smith)	Pasco	Actual Cost less 20%		
Palm Terrace (Ell Nar)	Pasco	Actual Cost less 20%		
Park Manor	Putnam	Actual Cost less 20%		
Point O' Woods	Citrus	Actual Cost less 20%		
River Park	Putnam	Actual Cost less 20%		
Salt Springs	Marion	Actual Cost less 20%		
Silver Lake Oaks	Putnam	Actual Cost less 20%		
South Forty	Marion	Actual Cost less 20%		

4002

Effective Date: April 30, 1993
Final Rates

By: *Forrest L. Ludsen*
Forrest L. Ludsen, Vice President
Customer Services

001468

1952

MAIN EXTENSION CHARGE (Con't)

MAIN EXTENSION CHARGE

<u>SYSTEM NAME</u>	<u>COUNTY</u>		<u>Per ERC</u>	<u>Per Gal</u>
Spring Hill Utilities	Hernando		\$581	
Sugar Mill	Volusia	Actual Cost less 20%		
Sugar Mill Woods	Citrus		RES=\$280	Other=\$0.56
Sunny Hills Utilities	Washington		\$225	
Sunshine Parkway	Lake	Actual Cost less 20%		
University Shores	Orange	Actual Cost less 20%		
Venetian Village	Lake	Actual Cost less 20%		
Woodmere	Duval	Actual Cost less 20%		
Zephyr Shores	Pasco	Actual Cost less 20%		

4003

Effective Date: August 26, 1992

By: 
Forrest L. Ludsen, Vice President
Customer Services

001469

1953

SERVICE AVAILABILITY CHARGES
METER INSTALLATION CHARGE

HELD FOR FUTURE USE

4004

Effective Date: August 26, 1992

By: Forrest L. Ludsen

Forrest L. Ludsen, Vice President

001470 Customer Services

1954

SERVICE AVAILABILITY CHARGES

SERVICE INSTALLATION CHARGE

<u>SYSTEM NAME</u>	<u>COUNTY</u>	<u>SHORT LINE</u>	<u>LONG LINE UNPAVED</u>	<u>LONG LINE PAVED</u>
Amelia Island	Nassau	Actual Cost	Actual Cost	Actual Cost
Apache Shores	Citrus	\$350	\$450	\$650
Apple Valley	Seminole	\$350	\$450	\$650
Beacon Hills	Duval	\$350	\$450	\$650
Beecher's Point	Putnam	\$350	\$450	\$650
Burnt Store	Charlotte/Lee	\$263 per ERC		
Chuluota	Seminole	\$350	\$450	\$650
Citrus Park	Marion	\$350	\$450	\$650
Fisherman's Haven	Martin	\$350	\$450	\$650
Florida Central Commerce Park	Seminole	\$350	\$450	\$650
Fox Run	Martin	\$350	\$450	\$650
Holiday Haven	Lake	\$350	\$450	\$650
Jungle Den	Volusia	\$350	\$450	\$650
Leilani Heights	Martin	\$350	\$450	\$650
Leisure Lakes (Covered Bridge)	Highlands	\$350	\$450	\$650
Meredith Manor	Seminole	\$350	\$450	\$650
Morningview	Lake	\$350	\$450	\$650
Palm Port	Putnam	\$350	\$450	\$650
Palm Terrace (C.L. Smith)	Pasco	\$350	\$450	\$650
Palm Terrace (Eli Nar)	Pasco	\$350	\$450	\$650
Park Manor	Putnam	\$350	\$450	\$650
Point O' Woods	Citrus	\$350	\$450	\$650
River Park	Putnam	\$350	\$450	\$650
Salt Springs	Marion	\$350	\$450	\$650
Silver Lake Oaks	Putnam	\$350	\$450	\$650
South Forty	Marion	\$350	\$450	\$650
Sugar Mill	Volusia	\$350	\$450	\$650
Sugar Mill Woods	Citrus	\$350	\$450	\$650
Sunshine Parkway	Lake	\$350	\$450	\$650
University Shores	Orange	\$350	\$450	\$650
Venetian Village	Lake	\$350	\$450	\$650
Woodmere	Duval	\$350	\$450	\$650
Zephyr Shores	Pasco	\$350	\$450	\$650
		<u>4' LATERAL</u>	<u>OVER 4'</u>	
Citrus Springs Utilities	Citrus	\$100	Actual Cost	
Deltona Utilities	Volusia	\$59	\$59	
Marion Oaks Utilities	Marion	\$150	\$150	
Spring Hill Utilities	Hernando	\$93	\$93	
Sunny Hills Utilities	Washington	\$100	\$100	

4005

Effective Date: August 26, 1992

By: *Forrest L. Ludsen*

Forrest L. Ludsen, Vice President
Customer Services

001471

1955

SERVICE AVAILABILITY CHARGES
PLANT CAPACITY CHARGE

<u>SYSTEM NAME</u>	<u>COUNTY</u>	<u>PER ERC</u>	<u>PER GALLON</u>
Amelia Island	Nassau	\$634.18	\$2.26
Beecher's Point	Putnam	\$130	
Chuluota	Seminole	RES=\$2,730 (1 ERC = 250 gpd)	Others=\$11.04 gpd
Deltona Utilities	Volusia	\$134	
Florida Central Commerce Park	Seminole	RES=\$1,435 (1 ERC = 220 gpd)	Others=\$6.52 gpd
Lehigh Utilities, Inc.	Lee	\$156.75 (1 ERC = 275 gpd)	\$0.57
Leisure Lakes (Covered Bridge)	Highlands	\$160	
Marco Island Utilities	Collier	RES=\$462 Multi-Family=\$385 per unit	GS=\$1.54
Marco Shores Utilities	Collier	RES=\$462 Multi-Family=\$385 per unit	GS=\$1.54
Marion Oaks Utilities	Marion	RES=\$350	Others=\$2.333
Spring Hill Utilities	Hernando	\$254	
Sugar Mill	Volusia	\$541.63	
Sugar Mill Woods	Citrus	RES=\$1,700	Others=\$6.67
Sunny Hills Utilities	Washington	\$265	

4006

Effective Date: April 30, 1993
Final Rates

By: 
Forrest L. Ludsen, Vice President
Customer Services

001472

1956

SERVICE AVAILABILITY CHARGES

INSPECTION FEE

<u>SYSTEM NAME</u>	<u>COUNTY</u>	<u>FEE</u>
Amelia Island	Nassau	Actual Cost (Not to exceed 2% of the developer's project cost)
Citrus Springs Utilities	Citrus	Actual Cost
Deltona Utilities	Volusia	Actual Cost
Lehigh Utilities, Inc.	Lee	Actual Cost
Marco Island Utilities	Collier	Actual Cost
Marco Shores Utilities	Collier	Actual Cost
Marion Oaks Utilities	Marion	Actual Cost
Spring Hill Utilities	Hernando	Actual Cost
Sunny Hills Utilities	Washington	Actual Cost

4007

Effective Date: April 30, 1993
Final Rates

By: 
Forrest L. Ludsen, Vice President
Customer Services

001473

1957