

SCANNED

ATTACHMENT C

Florida Power Corporation
Docket No. 930001-EI

990001

Request for Specified Confidential Treatment

DECLASSIFIED

423 Forms for September, 1993

CONFIDENTIAL COPY

(confidential information denoted with shading)


DOCUMENT NUMBER-DATE

12672 NOV 29 88

FPSC-RECORDS/REPORTING

MONTHLY REPORT OF COST AND QUALITY OF FUEL OIL FOR ELECTRIC PLANTS
DETAIL OF INVOICE AND TRANSPORTATION CHARGES

1. REPORTING MONTH: Sep-93
2. REPORTING COMPANY: FLORIDA POWER CORPORATION

3. NAME, TITLE & TELEPHONE NUMBER OF CONTACT PERSON CONCERNING DATA SUBMITTED ON THIS FORM: N.L. HOLDSTEIN, SUPERVISOR (813) 866-4822
4. SIGNATURE OF OFFICIAL SUBMITTING REPORT: 
JOHN SCARDINO, JR., VICE PRESIDENT AND CONTROLLER
5. DATE COMPLETED: 11/05/93

LINE NO. (a)	PLANT NAME (b)	SUPPLIER NAME (c)	DELIVERY LOCATION (d)	DELIVERY DATE (e)	TYPE OIL (f)	VOLUME (Bbls) (g)	INVOICE PRICE (\$/Bbl) (h)	INVOICE AMOUNT (\$) (i)	DISCOUNT (\$) (j)	NET AMOUNT (\$) (k)	NET PRICE (\$/Bbl) (l)	QUALITY ADJUST (\$/Bbl) (m)	EFFECTIVE PURCHASE PRICE (\$/Bbl) (n)	TRANSPORT TO TERMINAL (\$/Bbl) (o)	ADDITIONAL TRANSPORT CHARGES (\$/Bbl) (p)	OTHER CHARGES (\$/Bbl) (q)	DELIVERED PRICE (\$/Bbl) (r)
1	ANCLOTE	BP OIL COMPANY	FOB PLANT	09/93	F02	5,470	\$22.5673	\$123,443.35	\$0.0000	\$123,443.35	\$22.5673	\$0.0000	\$22.5673	\$0.0000	\$0.6714	\$0.8691	\$24.1078
2	AVON PARK PEAKERS	COASTAL FUELS MARKETING	FOB PLANT	09/93	F02	516	\$23.1262	\$11,933.10	\$0.0000	\$11,933.10	\$23.1262	\$0.0000	\$23.1262	\$0.0000	\$0.0000	\$0.8697	\$23.9959
3	BARTOW	NO DELIVERIES															
4	BARTOW NORTH FUEL TERMINAL	COASTAL FUELS MARKETING	FOB TERMINAL	09/93	F06	162,723	\$13.1111	\$2,133,475.15	\$0.0000	\$2,133,475.15	\$13.1111	\$0.0000	\$13.1111	\$0.0000	\$0.0000	\$0.0700	\$13.1811
5	BARTOW NORTH FUEL TERMINAL	ENJET INC.	FOB TERMINAL	09/93	F06	104,837	\$11.5810	\$1,214,114.05	\$0.0000	\$1,214,114.05	\$11.5810	\$0.0000	\$11.5810	\$0.0000	\$0.0000	\$0.0699	\$11.6509
6	BARTOW NORTH FUEL TERMINAL	ENJET INC.	FOB TERMINAL	09/93	F06	105,317	\$11.7940	\$1,242,113.65	\$0.0000	\$1,242,113.65	\$11.7940	\$0.0000	\$11.7940	\$0.0000	\$0.0000	\$0.0700	\$11.8640
7	BARTOW PEAKERS	NO DELIVERIES															
8	BARTOW SOUTH FUEL TERMINAL	COASTAL FUELS MARKETING	FOB TERMINAL	09/93	F06	174,504	\$14.1000	\$2,460,504.14	\$0.0000	\$2,460,504.14	\$14.1000	\$0.0000	\$14.1000	\$0.0000	\$0.0000	\$0.0700	\$14.1700
9	BARTOW SOUTH FUEL TERMINAL	PHIBRO ENERGY INC	FOB TERMINAL	09/93	F06	231,824	\$13.4862	\$3,126,414.21	\$0.0000	\$3,126,414.21	\$13.4862	\$0.0000	\$13.4862	\$0.0000	\$0.0000	\$0.0700	\$13.5562
10	BAYBORO PEAKERS	NO DELIVERIES															
11	CRYSTAL RIVER NORTH	BP OIL COMPANY	FOB PLANT	09/93	F02	2,398	\$22.2959	\$53,465.47	\$0.0000	\$53,465.47	\$22.2959	\$0.0000	\$22.2959	\$0.0000	\$1.1723	\$0.8702	\$24.3383
12	CRYSTAL RIVER SOUTH	BP OIL COMPANY	FOB PLANT	09/93	F02	1,891	\$22.8138	\$43,140.90	\$0.0000	\$43,140.90	\$22.8138	\$0.0000	\$22.8138	\$0.0000	\$1.1708	\$0.8691	\$24.8536
13	DEBARY PEAKERS	BP OIL COMPANY	FOB PLANT	09/93	F02	8,104	\$22.6820	\$183,815.20	\$0.0000	\$183,815.20	\$22.6820	\$0.0000	\$22.6820	\$0.0000	\$1.2933	\$0.8705	\$24.8458
14	DEBARY PEAKERS	COASTAL FUELS MARKETING	FOB PLANT	09/93	F02	29,709	\$24.0119	\$713,370.40	\$0.0000	\$713,370.40	\$24.0119	\$0.0000	\$24.0119	\$0.0000	\$0.0000	\$0.8691	\$24.8810
15	DEBARY PEAKERS	COASTAL FUELS MARKETING	FOB PLANT	09/93	F02	6,286	\$24.2774	\$152,607.63	\$0.0000	\$152,607.63	\$24.2774	\$0.0000	\$24.2774	\$0.0000	\$0.0000	\$0.8699	\$25.1473
16	HIGGINS STEAM PLANT	COASTAL FUELS MARKETING	FOB PLANT	09/93	F06	39,154	\$13.8288	\$541,453.61	\$0.0000	\$541,453.61	\$13.8288	\$0.0000	\$13.8288	\$0.0000	\$0.4310	\$0.0700	\$14.3298
17	HIGGINS PEAKERS	NO DELIVERIES															
18	INTERCESSION CITY PEAKERS	BP OIL COMPANY	FOB PLANT	09/93	F02	14,805	\$22.1382	\$327,756.62	\$0.0000	\$327,756.62	\$22.1382	\$0.0000	\$22.1382	\$0.0000	\$0.8022	\$0.8698	\$23.8102

DOCUMENT NUMBER-DATE
12672 NOV 29 93
FPSC-RECORDS/REPORTING

MONTHLY REPORT OF COST AND QUALITY OF COAL FOR ELECTRIC PLANTS
ORIGIN, TONNAGE, DELIVERED PRICE AND AS RECEIVED QUALITY

- 1. Report for: Mo. September Yr. 1993
- 2. Reporting Company: Florida Power Corporation
- 3. Plant Name: Transfer Facility IMT

**SPECIFIED
CONFIDENTIAL**

4. Name, Title and Telephone Number of Contact
Person Concerning Data Submitted on this Form
Delmar J. Clark Jr., Financial Analyst - Regulatory
(813) 824-6491

5. Signature of Official Submitting Report

Delmar J. Clark Jr.
Delmar J. Clark Jr., Financial Analyst - Regulatory

6. Date Completed: November 8, 1993

Line No.	Supplier Name	Mine Location	Purchase Type	Transportation Mode	Tons	Effective Purchase Price (\$/Ton)	Total Transportation Cost (\$/Ton)	F.O.B. Plant Price (\$/Ton)	As Received Coal Quality			
									Percent Sulfur (%)	Btu Content (Btu/lb)	Percent Ash (%)	Percent Moisture (%)
(a)	(b)	(c)	(d)	(e)	(f)	(g)	(h)	(i)	(j)	(k)	(l)	(m)
1.	A. T. Massey Coal Co.	08, Wv, 005	LTC	TR&B	18,882	\$27.17	\$15.54	\$42.71	0.71	12,607	9.15	6.29
2.	A. T. Massey Coal Co.	08, Wv, 011	LTC	B	18,895	\$32.52	\$9.89	\$42.41	0.71	12,607	9.15	6.29
3.	A. T. Massey Coal Co.	08, Ky, 159	LTC	TR&B	11,697	\$27.17	\$15.30	\$42.47	0.71	12,607	9.15	6.29
4.	Diamond May Coal Co.	08, Ky, 019	LTC	B	6,512	\$32.70	\$9.95	\$42.65	1.22	12,596	9.47	6.27
5.	Diamond May Coal Co.	08, Ky, 019	LTC	B	17,657	\$32.70	\$9.95	\$42.65	0.62	12,205	9.91	7.76
6.	Consolidation Coal Sales	08, Ky, 119	LTC	TR&B	9,033	\$24.23	\$15.80	\$40.03	0.99	12,198	9.14	7.57


MONTHLY REPORT OF COST AND QUALITY OF COAL FOR ELECTRIC PLANTS
 ORIGIN, TONNAGE, DELIVERED PRICE AND AS RECEIVED QUALITY

- 1. Report for: Mo. September Yr. 1993
- 2. Reporting Company: Florida Power Corporation
- 3. Plant Name: Transfer Facility TTI Systems, Inc.

**SPECIFIED
 CONFIDENTIAL**

4. Name, Title and Telephone Number of Contact Person Concerning Data Submitted on this Form
 Delmar J. Clark Jr., Financial Analyst - Regulatory
 (813) 824-6491

5. Signature of Official Submitting Report


 Delmar J. Clark Jr., Financial Analyst - Regulatory

6. Date Completed: November 8, 1993

Line No.	Supplier Name	Mine Location	Purchase Type	Transportation Mode	Tons	Effective Purchase Price (\$/Ton)	Total Transportation Cost (\$/Ton)	F.O.B. Plant Price (\$/Ton)	As Received Coal Quality			
									Percent Sulfur (%)	Btu Content (Btu/lb)	Percent Ash (%)	Percent Moisture (%)
(a)	(b)	(c)	(d)	(e)	(f)	(g)	(h)	(i)	(j)	(k)	(l)	(m)
1.	Consolidation Coal Sales	08, Ky, 119	LTC	RB	7,053	\$23.86	\$6.60	\$30.46	0.65	12,622	7.76	8.59
2.	Franklin Coal Sales	08, Ky, 195	LTC	RB	25,821	\$26.63	\$6.34	\$32.97	0.62	12,813	8.55	7.19

MONTHLY REPORT OF COST AND QUALITY OF COAL FOR ELECTRIC PLANTS
ORIGIN, TONNAGE, DELIVERED PRICE AND AS RECEIVED QUALITY

- 1. Report for: Mo. September Yr. 1993
- 2. Reporting Company: Florida Power Corporation
- 3. Plant Name: Crystal River 1 & 2

**SPECIFIED
CONFIDENTIAL**

4. Name, Title and Telephone Number of Contact Person Concerning Data Submitted on this Form
Delmar J. Clark Jr., Financial Analyst - Regulatory
(813) 824-6491

5. Signature of Official Submitting Report


Delmar J. Clark Jr., Financial Analyst - Regulatory

6. Date Completed: November 8, 1993

Line No.	Supplier Name	Mine Location	Purchase Type	Transportation Mode	Tons	Effective Purchase Price (\$/Ton)	Total Transportation Cost (\$/Ton)	F.O.B. Plant Price (\$/Ton)	As Received Coal Quality			
									Percent Sulfur (%)	Btu Content (Btu/lb)	Percent Ash (%)	Percent Moisture (%)
(a)	(b)	(c)	(d)	(e)	(f)	(g)	(h)	(i)	(j)	(k)	(l)	(m)
1.	New Horizons Coal, Inc.	08,Ky,095	LTC	UR	76,827	\$28.21	\$15.91	\$44.12	1.04	12,308	10.45	6.50
2.	Consolidation Coal Sales	08,Ky,025	LTC	UR	47,802	\$24.23	\$16.11	\$40.34	0.99	12,198	9.14	7.57
3.	Golden Oak Mining Co.	08,Ky,133	LTC	UR	9,532	\$27.99	\$17.07	\$45.06	0.69	13,071	6.99	6.04
4.	Kentucky May Coal Co.	08,Ky,193	LTC	UR	8,524	\$25.55	\$17.07	\$42.62	1.22	12,827	10.01	5.02
5.	Transfer Facility	NA	LTC	OB	71,075	\$41.95	\$7.33	\$49.28	0.96	12,393	9.89	6.13

MONTHLY REPORT OF COST AND QUALITY OF COAL FOR ELECTRIC PLANTS
ORIGIN, TONNAGE, DELIVERED PRICE AND AS RECEIVED QUALITY


1. Report for: Mo. September Yr. 1993

2. Reporting Company: Florida Power Corporation

3. Plant Name: Crystal River 4 & 5

4. Name, Title and Telephone Number of Contact
Person Concerning Data Submitted on this Form
Delmar J. Clark Jr., Financial Analyst - Regulatory
(813) 824-6491

5. Signature of Official Submitting Report


Delmar J. Clark Jr., Financial Analyst - Regulatory

6. Date Completed: November 8, 1993

**SPECIFIED
CONFIDENTIAL**

Line No.	Supplier Name	Mine Location	Purchase Type	Transportation Mode	Tons	Effective Purchase Price (\$/Ton)	Total Transportation Cost (\$/Ton)	F.O.B. Plant Price (\$/Ton)	As Received Coal Quality			
									Percent Sulfur (%)	Btu Content (Btu/lb)	Percent Ash (%)	Percent Moisture (%)
(a)	(b)	(c)	(d)	(e)	(f)	(g)	(h)	(i)	(j)	(k)	(l)	(m)
1.	Powell Mtn. Joint Venture	08,Va,105	LTC	UR	57,955	\$38.15	\$16.03	\$54.18	0.69	12,302	9.75	7.47
2.	Golden Oak Mining Co.	08,Ky,133	LTC	UR	135,102	\$27.99	\$17.09	\$45.08	0.71	13,008	7.26	6.13
3.	Transfer Facility	NA	LTC	OB	71,181	\$44.44	\$7.33	\$51.77	0.69	12,515	8.91	6.45

MONTHLY REPORT OF COST AND QUALITY OF COAL FOR ELECTRIC PLANTS

ORIGIN, TONNAGE, DELIVERED PRICE AND AS RECEIVED QUALITY

- 1. Report for: Mo. September Yr. 1993
- 2. Reporting Company: Florida Power Corporation
- 3. Plant Name: Transfer Facility IMT

**SPECIFIED
CONFIDENTIAL**

4. Name, Title and Telephone Number of Contact Person Concerning Data Submitted on this Form
 Delmar J. Clark Jr., Financial Analyst – Regulatory
 (813) 824-6491

5. Signature of Official Submitting Report


 Delmar J. Clark Jr., Financial Analyst – Regulatory

6. Date Completed: November 8, 1993

Line No.	Supplier Name	Mine Location	Purchase Type	Tons	F.O.B. Mine Price (\$/Ton)	Short Haul & Loading Charges (\$/Ton)	Original Invoice Price (\$/Ton)	Retro-active Price Increases (\$/Ton)	Base Price (\$/Ton)	Quality Adjustments (\$/Ton)	Effective Purchase Price (\$/Ton)
(a)	(b)	(c)	(d)	(e)	(f)	(g)	(h)	(i)	(j)	(k)	(l)
1.	A. T. Massey Coal Co.	08, Wv, 005	LTC	18,882	\$27.17	\$0.00	\$27.17	\$0.00	\$27.17	\$0.00	\$27.17
2.	A. T. Massey Coal Co.	08, Wv, 011	LTC	18,895	\$32.52	\$0.00	\$32.52	\$0.00	\$32.52	\$0.00	\$32.52
3.	A. T. Massey Coal Co.	08, Ky, 159	LTC	11,697	\$27.17	\$0.00	\$27.17	\$0.00	\$27.17	\$0.00	\$27.17
4.	Diamond May Coal Co.	08, Ky, 019	LTC	6,512	\$32.70	\$0.00	\$32.70	\$0.00	\$32.70	\$0.00	\$32.70
5.	Diamond May Coal Co.	08, Ky, 019	LTC	17,657	\$32.70	\$0.00	\$32.70	\$0.00	\$32.70	\$0.00	\$32.70
6.	Consolidation Coal Sales	08, Ky, 119	LTC	9,033	\$24.23	\$0.00	\$24.23	\$0.00	\$24.23	\$0.00	\$24.23


MONTHLY REPORT OF COST AND QUALITY OF COAL FOR ELECTRIC PLANTS
ORIGIN, TONNAGE, DELIVERED PRICE AND AS RECEIVED QUALITY

- 1. Report for: Mo. September Yr. 1993
- 2. Reporting Company: Florida Power Corporation
- 3. Plant Name: Transfer Facility TTI Systems, Inc.

**SPECIFIED
CONFIDENTIAL**

4. Name, Title and Telephone Number of Contact Person Concerning Data Submitted on this Form
Delmar J. Clark Jr., Financial Analyst – Regulatory
(813) 824-6491

5. Signature of Official Submitting Report


Delmar J. Clark Jr., Financial Analyst – Regulatory

6. Date Completed: November 8, 1993

Line No.	Supplier Name	Mine Location	Purchase Type	Tons	F.O.B. Mine Price (\$/Ton)	Short Haul & Loading Charges (\$/Ton)	Original Invoice Price (\$/Ton)	Retro-active Price Increases (\$/Ton)	Base Price (\$/Ton)	Quality Adjustments (\$/Ton)	Effective Purchase Price (\$/Ton)
(a)	(b)	(c)	(d)	(e)	(f)	(g)	(h)	(i)	(j)	(k)	(l)
1.	Consolidation Coal Sales	08,Ky,119	LTC	7,053	\$23.86	\$0.00	\$23.86	\$0.00	\$23.86	\$0.00	\$23.86
2.	Franklin Coal Sales	08,Ky,195	LTC	25,821	\$26.63	\$0.00	\$26.63	\$0.00	\$26.63	\$0.00	\$26.63

MONTHLY REPORT OF COST AND QUALITY OF COAL FOR ELECTRIC PLANTS
ORIGIN, TONNAGE, DELIVERED PRICE AND AS RECEIVED QUALITY

- 1. Report for: Mo. September Yr. 1993
- 2. Reporting Company: Florida Power Corporation
- 3. Plant Name: Crystal River 1 & 2

**SPECIFIED
CONFIDENTIAL**

4. Name, Title and Telephone Number of Contact
Person Concerning Data Submitted on this Form
Delmar J. Clark Jr., Financial Analyst - Regulatory
(813) 824-6491

5. Signature of Official Submitting Report

Delmar J. Clark Jr.
Delmar J. Clark Jr., Financial Analyst - Regulatory

6. Date Completed: November 8, 1993

Line No.	Supplier Name	Mine Location	Purchase Type	Tons	F.O.B. Mine Price (\$/Ton)	Short Haul & Loading Charges (\$/Ton)	Original Invoice Price (\$/Ton)	Retro-active Price Increases (\$/Ton)	Base Price (\$/Ton)	Quality Adjustments (\$/Ton)	Effective Purchase Price (\$/Ton)
(a)	(b)	(c)	(d)	(e)	(f)	(g)	(h)	(i)	(j)	(k)	(l)
1.	New Horizons Coal, Inc.	08,Ky,095	LTC	76,827	\$27.92	\$0.00	\$27.92	\$0.00	\$27.92	\$0.29	\$28.21
2.	Consolidation Coal Sales	08,Ky,025	LTC	47,802	\$24.23	\$0.00	\$24.23	\$0.00	\$24.23	\$0.00	\$24.23
3.	Golden Oak Mining Co.	08,Ky,133	LTC	9,532	\$27.99	\$0.00	\$27.99	\$0.00	\$27.99	\$0.00	\$27.99
4.	Kentucky May Coal Co.	08,Ky,193	LTC	8,524	\$25.55	\$0.00	\$25.55	\$0.00	\$25.55	\$0.00	\$25.55
5.	Transfer Facility	NA	LTC	71,075	\$41.95	\$0.00	\$41.95	NA	\$41.95	NA	\$41.95

MONTHLY REPORT OF COST AND QUALITY OF COAL FOR ELECTRIC PLANTS
ORIGIN, TONNAGE, DELIVERED PRICE AND AS RECEIVED QUALITY

- 1. Report for: Mo. September Yr. 1993
- 2. Reporting Company: Florida Power Corporation
- 3. Plant Name: Crystal River 4 & 5

**SPECIFIED
CONFIDENTIAL**

4. Name, Title and Telephone Number of Contact
Person Concerning Data Submitted on this Form
Delmar J. Clark Jr., Financial Analyst – Regulatory
(813) 824-6491

5. Signature of Official Submitting Report


Delmar J. Clark Jr., Financial Analyst – Regulatory

6. Date Completed: November 8, 1993

Line No.	Supplier Name	Mine Location	Purchase Type	Tons	F.O.B. Mine Price (\$/Ton)	Short Haul & Loading Charges (\$/Ton)	Original Invoice Price (\$/Ton)	Retro-active Price Increases (\$/Ton)	Base Price (\$/Ton)	Quality Adjustments (\$/Ton)	Effective Purchase Price (\$/Ton)
(a)	(b)	(c)	(d)	(e)	(f)	(g)	(h)	(i)	(j)	(k)	(l)
1.	Powell Mtn. Joint Venture	08,Va,105	LTC	57,955	\$38.15	\$0.00	\$38.15	\$0.00	\$38.15	\$0.00	\$38.15
2.	Golden Oak Mining Co.	08,Ky,133	LTC	135,102	\$27.99	\$0.00	\$27.99	\$0.00	\$27.99	\$0.00	\$27.99
3.	Transfer Facility	NA	LTC	71,181	\$44.44	\$0.00	\$44.44	NA	\$44.44	NA	\$44.44

MONTHLY REPORT OF COST AND QUALITY OF COAL FOR ELECTRIC PLANTS

ORIGIN, TONNAGE, DELIVERED PRICE AND AS RECEIVED QUALITY

1. Report For: Mo. September Yr. 1993

2. Reporting Company: Florida Power Corporation

3. Plant Name: Transfer Facility IMT

4. Name, Title and Telephone Number of Contact Person Concerning Data Submitted on this Form
 Delmar J. Clark Jr., Financial Analyst - Regulatory
 (813) 824-6491

**SPECIFIED
 CONFIDENTIAL**

5. Signature of Official Submitting Report

Delmar J. Clark Jr.
 Delmar J. Clark Jr., Financial Analyst - Regulatory

6. Date Completed: November 8, 1993

Line No.	Supplier Name	Mine Location	Shipping Point	Transportation Mode	Tons	Effective Purchase Price (\$/Ton)	Additional Shorthaul & Loading Charges (\$/Ton)	Rail Rate (\$/Ton)	Other Rail Charges (\$/Ton)	River Barge Rate (\$/Ton)	Trans-loading Rate (\$/Ton)	Ocean Barge Rate (\$/Ton)	Other Water Charges (\$/Ton)	Other Related Charges (\$/Ton)	Transportation Charges (\$/Ton)	F.O.B. Plant Price (\$/Ton)
1.	A. T. Massey Coal Co.	08, Wv, 005	Boone, Wv	TR&B	18,882	\$27.17	\$4.40	\$0.00	\$0.00	\$7.09	\$4.05	NA	NA	NA	\$15.54	\$42.71
2.	A. T. Massey Coal Co.	08, Wv, 011	Cabell, Wv	B	18,895	\$32.52	\$0.00	\$0.00	\$0.00	\$5.84	\$4.05	NA	NA	NA	\$9.89	\$42.41
3.	A. T. Massey Coal Co.	08, Ky, 159	Martin, Ky	TR&B	11,697	\$27.17	\$5.35	\$0.00	\$0.00	\$5.90	\$4.05	NA	NA	NA	\$15.30	\$42.47
4.	Diamond May Coal Co.	08, Ky, 019	Boyd, Ky	B	6,512	\$32.70	\$0.00	\$0.00	\$0.00	\$5.90	\$4.05	NA	NA	NA	\$9.95	\$42.65
5.	Diamond May Coal Co.	08, Ky, 019	Boyd, Ky	B	17,657	\$32.70	\$0.00	\$0.00	\$0.00	\$5.90	\$4.05	NA	NA	NA	\$9.95	\$42.65
6.	Consolidation Coal Sales	08, Ky, 119	Knott, Ky	TR&B	9,033	\$24.23	\$5.85	\$0.00	\$0.00	\$5.90	\$4.05	NA	NA	NA	\$15.80	\$40.03

MONTHLY REPORT OF COST AND QUALITY OF COAL FOR ELECTRIC PLANTS
ORIGIN, TONNAGE, DELIVERED PRICE AND AS RECEIVED QUALITY

- 1. Report For: Mo. September Yr. 1993
- 2. Reporting Company: Florida Power Corporation
- 3. Plant Name: Transfer Facility TTI Systems, Inc.

**SPECIFIED
CONFIDENTIAL**

4. Name, Title and Telephone Number of Contact
Person Concerning Data Submitted on this Form
Delmar J. Clark Jr., Financial Analyst - Regulatory
(813) 824-6491

5. Signature of Official Submitting Report

Delmar J. Clark Jr.
Delmar J. Clark Jr., Financial Analyst - Regulatory

6. Date Completed: November 8, 1993

Line No.	Supplier Name	Mine Location	Shipping Point	Transportation Mode	Tons	Effective Purchase Price (\$/Ton)	Additional Shorthaul & Loading Charges (\$/Ton)	Rail Rate (\$/Ton)	Other Rail Charges (\$/Ton)	River Barge Rate (\$/Ton)	Trans-loading Rate (\$/Ton)	Ocean Barge Rate (\$/Ton)	Other Water Charges (\$/Ton)	Other Related Charges (\$/Ton)	Transportation Charges (\$/Ton)	F.O.B. Plant Price (\$/Ton)
(a)	(b)	(c)	(d)	(e)	(f)	(g)	(h)	(i)	(j)	(k)	(l)	(m)	(n)	(o)	(p)	(q)
1.	Consolidation Coal Sales	08,Ky,119	Knott, Ky	RB	7,053	\$23.86	\$0.00	\$6.60	\$0.00	NA	NA	NA	NA	NA	\$6.60	\$30.46
2.	Franklin Coal Sales	08,Ky,195	Pike, Ky	RB	25,821	\$26.63	\$0.00	\$6.34	\$0.00	NA	NA	NA	NA	NA	\$6.34	\$32.97


MONTHLY REPORT OF COST AND QUALITY OF COAL FOR ELECTRIC PLANTS
ORIGIN, TONNAGE, DELIVERED PRICE AND AS RECEIVED QUALITY

- 1. Report For: Mo. September Yr. 1993
- 2. Reporting Company: Florida Power Corporation
- 3. Plant Name: Crystal River 1 & 2

**SPECIFIED
CONFIDENTIAL**

4. Name, Title and Telephone Number of Contact
Person Concerning Data Submitted on this Form
Delmar J. Clark Jr., Financial Analyst - Regulatory
(813) 824-6491

5. Signature of Official Submitting Report


Delmar J. Clark Jr., Financial Analyst - Regulatory

6. Date Completed: November 8, 1993

Line No.	Supplier Name	Mine Location	Shipping Point	Transportation Mode	Tons	Effective Purchase Price (\$/Ton)	Additional Shorthaul & Loading Charges (\$/Ton)	Rail Rate (\$/Ton)	Other Rail Charges (\$/Ton)	River Barge Rate (\$/Ton)	Trans-loading Rate (\$/Ton)	Ocean Barge Rate (\$/Ton)	Other Water Charges (\$/Ton)	Other Related Charges (\$/Ton)	Transportation Charges (\$/Ton)	F.O.B. Plant Price (\$/Ton)
1.	New Horizons Coal, Inc.	08,Ky,095	Harlan, Ky	UR	76,827	\$28.21	\$0.00	\$14.88	\$1.03	NA	NA	NA	\$0.00	\$0.00	\$15.91	\$44.12
2.	Consolidation Coal Sales	08,Ky,025	Breathitt, Ky	UR	47,802	\$24.23	\$0.00	\$15.08	\$1.03	NA	NA	NA	\$0.00	\$0.00	\$16.11	\$40.34
3.	Golden Oak Mining Co.	08,Ky,133	Letcher, Ky	UR	9,532	\$27.99	\$0.00	\$16.04	\$1.03	NA	NA	NA	\$0.00	\$0.00	\$17.07	\$45.06
4.	Kentucky May Coal Co.	08,Ky,193	Perry, Ky	UR	8,524	\$25.55	\$0.00	\$16.04	\$1.03	NA	NA	NA	\$0.00	\$0.00	\$17.07	\$42.62
5.	Transfer Facility	NA	Plaquemines Parrish, La	OB	71,075	\$41.95	\$0.00	NA	NA	NA	NA	\$7.33	\$0.00	\$0.00	\$7.33	\$49.28


MONTHLY REPORT OF COST AND QUALITY OF COAL FOR ELECTRIC PLANTS
ORIGIN, TONNAGE, DELIVERED PRICE AND AS RECEIVED QUALITY

- 1. Report For: Mo. September Yr. 1993
- 2. Reporting Company: Florida Power Corporation
- 3. Plant Name: Crystal River 4 & 5

**SPECIFIED
CONFIDENTIAL**

- 4. Name, Title and Telephone Number of Contact Person Concerning Data Submitted on this Form
Delmar J. Clark Jr., Financial Analyst - Regulatory
(813) 824-6491

- 5. Signature of Official Submitting Report


Delmar J. Clark Jr., Financial Analyst - Regulatory

- 6. Date Completed: November 8, 1993

Line No.	Supplier Name	Mine Location	Shipping Point	Transportation Mode	Tons	Effective Purchase Price (\$/Ton)	Additional Shorthaul & Loading Charges (\$/Ton)	Rail Rate (\$/Ton)	Other Rail Charges (\$/Ton)	River Barge Rate (\$/Ton)	Trans-loading Rate (\$/Ton)	Ocean Barge Rate (\$/Ton)	Other Water Charges (\$/Ton)	Other Related Charges (\$/Ton)	Transportation Charges (\$/Ton)	F.O.B. Plant Price (\$/Ton)
1.	Powell Mtn. Joint Venture	08, Va, 105	Lee, Va	UR	57,955	\$38.15	\$0.00	\$14.98	\$1.05	NA	NA	NA	\$0.00	\$0.00	\$16.03	\$54.18
2.	Golden Oak Mining Co.	08, Ky, 133	Letcher, Ky	UR	135,102	\$27.99	\$0.00	\$16.04	\$1.05	NA	NA	NA	\$0.00	\$0.00	\$17.09	\$45.08
3.	Transfer Facility	NA	Plaquemines Parrish, La	OB	71,181	\$44.44	\$0.00	NA	NA	NA	NA	\$7.33	\$0.00	\$0.00	\$7.33	\$51.77

MONTHLY REPORT OF COST AND QUALITY OF COAL FOR ELECTRIC PLANTS


REPORT OF ADJUSTMENTS TO PREVIOUS COAL DELIVERIES

- 1. Report For: Mo. September Yr. 1993
- 2. Reporting Company: Florida Power Corporation
- 3. Plant Name: Transfer Facility IMT

4. Name, Title and Telephone Number of Contact Person Concerning Data Submitted on this Form
 Delmar J. Clark Jr., Financial Analyst – Regulatory
 (813) 824-6491

**SPECIFIED
CONFIDENTIAL**

5. Signature of Official Submitting Report


 Delmar J. Clark Jr., Financial Analyst – Regulatory

6. Date Completed: November 8, 1993

Line No.	Month Reported	Form Plant Name	Intended Generating Plant	Supplier	Original Line Number	Old Volume (tons)	Form No.	Column Title	Old Value	New Value	F.O.B. Plant Price	Reason for Revision
(a)	(b)	(c)	(d)	(e)	(f)	(g)	(h)	(i)	(j)	(k)	(l)	(m)
1.	06/93	Crystal River 1&2	Crystal River 1&2	Consolidation Coal Sales	7	8,975	2A	(k) Quality Adjustment	\$0.00	\$1.14	\$40.66	Quality Adjustment
2.	07/93	Crystal River 1&2	Crystal River 1&2	Consolidation Coal Sales	7	6,112	2A	(k) Quality Adjustments	\$0.00	\$0.48	\$40.39	Quality Adjustment
3.	08/93	Crystal River 1&2	Crystal River 1&2	Diamond May Coal Co.	5	3,144	2A	(k) Quality Adjustments	\$0.00	(\$1.00)	\$41.65	Quality Adjustment
4.	08/93	Crystal River 4&5	Crystal River 4&5	Diamond May Coal Co.	6	12,753	2A	(k) Quality Adjustments	\$0.00	(\$0.92)	\$41.73	Quality Adjustment

MONTHLY REPORT OF COST AND QUALITY OF COAL FOR ELECTRIC PLANTS
 REPORT OF ADJUSTMENTS TO PREVIOUS COAL DELIVERIES

1. Report For: Mo. September Yr. 1993
2. Reporting Company: Florida Power Corporation
3. Plant Name: Transfer Facility TTI Systems, Inc.

SPECIFIED
CONFIDENTIAL

4. Name, Title and Telephone Number of Contact Person Concerning Data Submitted on this Form
 Delmar J. Clark Jr., Financial Analyst - Regulatory
 (813) 824-6491

5. Signature of Official Submitting Report


 Delmar J. Clark Jr., Financial Analyst - Regulatory

6. Date Completed: November 8, 1993

Line No.	Month Reported	Form Plant Name	Intended Generating Plant	Supplier	Original Line Number	Old Volume (tons)	Form No.	Column Title	Old Value	New Value	New F.O.B. Plant Price	Reason for Revision
(a)	(b)	(c)	(d)	(e)	(f)	(g)	(h)	(i)	(j)	(k)	(l)	(m)
1.	06/93	Crystal River 4&5	Crystal River 4&5	Consolidation Coal Sales	2	7,460	2A	(k) Quality Adjustment	\$0.00	\$1.47	\$31.40	Quality Adjustment
2.	06/93	Crystal River 1&2	Crystal River 1&2	Consolidation Coal Sales	1	17,417	2A	(k) Quality Adjustment	\$0.00	\$1.14	\$31.44	Quality Adjustment

MONTHLY REPORT OF COST AND QUALITY OF COAL FOR ELECTRIC PLANTS
 REPORT OF ADJUSTMENTS TO PREVIOUS COAL DELIVERIES

- 1. Report For: Mo. September Yr. 1993
- 2. Reporting Company:
 Florida Power Corporation
 Electric Fuels Corporation
- 3. Plant Name: Transfer Facility Ceredo

**SPECIFIED
 CONFIDENTIAL**

4. Name, Title and Telephone Number of Contact Person Concerning Data Submitted on this Form
 Delmar J. Clark Jr., Financial Analyst – Regulatory
 (813) 824-6491

5. Signature of Official Submitting Report


 Delmar J. Clark Jr., Financial Analyst – Regulatory

6. Date Completed: November 8, 1993

Line No.	Month Reported	Form Plant Name	Intended Generating Plant	Supplier	Original Line Number	Old Volume (tons)	Form No.	Column Title	Old Value	New Value	New F.O.B. Plant Price	Reason for Revision
(a)	(b)	(c)	(d)	(e)	(f)	(g)	(h)	(i)	(j)	(k)	(l)	(m)
1.	11/91	Crystal River 4&5	Crystal River 4&5	Pittston Coal Sales Corp.	1	14,308	2A	(k) Quality Adjustments	\$0.00	\$0.10	\$40.82	Quality Adjustment


MONTHLY REPORT OF COST AND QUALITY OF COAL FOR ELECTRIC PLANTS
 REPORT OF ADJUSTMENTS TO PREVIOUS COAL DELIVERIES

- 1. Report For: Mo. September Yr. 1993
- 2. Reporting Company: Florida Power Corporation
- 3. Plant Name: Crystal River 1 & 2

**SPECIFIED
 CONFIDENTIAL**

4. Name, Title and Telephone Number of Contact Person Concerning Data Submitted on this Form
 Delmar J. Clark Jr., Financial Analyst - Regulatory
 (813) 824-6491

5. Signature of Official Submitting Report


 Delmar J. Clark Jr., Financial Analyst - Regulatory

6. Date Completed: November 8, 1993

Line No.	Month Reported	Form Plant Name	Intended Generating Plant	Supplier	Original Line Number	Old Volume (tons)	Form No.	Column Title	Old Value	New Value	New F.O.B. Plant Price	Reason for Revision
(a)	(b)	(c)	(d)	(e)	(f)	(g)	(h)	(i)	(j)	(k)	(l)	(m)
1.	07/93	Crytal River 1&2	Crytal River 1&2	Consolidation Coal Sales	3	29,278	2A	(k) Quality Adjustment	\$0.00	\$0.48	\$40.39	Quality Adjustment

MONTHLY REPORT OF COST AND QUALITY OF COAL FOR ELECTRIC PLANTS
 REPORT OF ADJUSTMENTS TO PREVIOUS COAL DELIVERIES

- 1. Report For: Mo. September Yr. 1993
- 2. Reporting Company: Florida Power Corporation
- 3. Plant Name: Crystal River 4 & 5

**SPECIFIED
 CONFIDENTIAL**

4. Name, Title and Telephone Number of Contact
 Person Concerning Data Submitted on this Form
 Delmar J. Clark Jr., Financial Analyst – Regulatory
 (813) 824-6491

5. Signature of Official Submitting Report


 Delmar J. Clark Jr., Financial Analyst – Regulatory

6. Date Completed: November 8, 1993

Line No.	Month Reported	Form Plant Name	Intended Generating Plant	Supplier	Original Line Number	Old Volume (tons)	Form No.	Column Title	Old Value	New Value	New F.O.B.	Reason for Revision
											Plant Price	
(a)	(b)	(c)	(d)	(e)	(f)	(g)	(h)	(i)	(j)	(k)	(l)	(m)
1.	07/93	Crystal River 4&5	Crystal River 4&5	Golden Oak Mining Co.	2	104,743	2A	(k) Quality Adjustment	\$0.00	\$0.01	\$44.78	Quality Adjustment
2.	08/93	Crystal River 4&5	Crystal River 4&5	Golden Oak Mining Co.	2	153,231	2A	(k) Quality Adjustment	\$0.00	\$0.08	\$44.45	Quality Adjustment