

**Florida  
Power**  
CORPORATION

**JAMES A. MCGEE**  
SENIOR COUNSEL

February 18, 1994

Mr. Steven C. Tribble, Director  
Division of Records and Reporting  
Florida Public Service Commission  
101 East Gaines Street  
Tallahassee, Florida 32399-0870

Re: Docket No. 940001-EI

Dear Mr. Tribble:

Enclosed for filing are fifteen copies of Florida Power Corporation's FPSC 423 Forms for the month of December, 1993. Forms 423-1A, 423-2, 423-2A, 423-2B, and 423-2C contained in this filing have been edited to delete certain confidential information. Florida Power's Request for Specified Confidential Treatment, which includes an unedited copy of the 423 Forms, has been submitted for filing this date under separate cover.

ACK   
AFA 5  
APP \_\_\_\_\_  
CAF \_\_\_\_\_  
CMU \_\_\_\_\_  
CTR \_\_\_\_\_  
EAG \_\_\_\_\_  
LEG 1  
LIN 4  
OPC \_\_\_\_\_  
RCH \_\_\_\_\_  
SEC 1  
WAS \_\_\_\_\_  
DTH \_\_\_\_\_

Please acknowledge your receipt and filing of the above on the enclosed copy of this letter and return same to me.

Very truly yours,

James A. McGee


cc: Parties of record (w/o enclosure)

DOCUMENT NUMBER-DATE

01675 FEB 21 1994

GENERAL OFFICE: 3201 Thirty-fourth Street South • Post Office Box 14042 • St. Petersburg, Florida 33733-4042 • (813) 866-5184  
A Florida Progress Company

FPSC-RECORDS/REPORTING



**Florida  
Power**  
CORPORATION

**JAMES A. MCGEE**  
SENIOR COUNSEL

February 18, 1994

Mr. Steven C. Tribble, Director  
Division of Records and Reporting  
Florida Public Service Commission  
101 East Gaines Street  
Tallahassee, Florida 32399-0870

Re: Docket No. 940001-EI

Dear Mr. Tribble:

Enclosed for filing are fifteen copies of Florida Power Corporation's FPSC 423 Forms for the month of December, 1993. Forms 423-1A, 423-2, 423-2A, 423-2B, and 423-2C contained in this filing have been edited to delete certain confidential information. Florida Power's Request for Specified Confidential Treatment, which includes an unedited copy of the 423 Forms, has been submitted for filing this date under separate cover.

ACK  Please acknowledge your receipt and filing of the above on the enclosed  
AFA  copy of this letter and return same to me.  
APP \_\_\_\_\_  
CAF \_\_\_\_\_  
CMU \_\_\_\_\_

CTR \_\_\_\_\_  
EAG  \_\_\_\_\_  
LEG 1 \_\_\_\_\_  
LIN 4 \_\_\_\_\_  
CFC \_\_\_\_\_  
RON \_\_\_\_\_  
SEC 1 JAM:ams  
WAS \_\_\_\_\_  
OTH \_\_\_\_\_

Very truly yours,

James A. McGee

Enclosures

cc: Parties of record (w/o enclosure)

DOCUMENT NUMBER-DATE

01675 FEB 21 8

MONTHLY REPORT OF COST AND QUALITY OF FUEL OIL FOR ELECTRIC PLANTS  
ORIGIN, VOLUME, DELIVERED PRICE AND AS RECEIVED QUALITY

1. REPORTING MONTH

Dec-93

3 NAME, TITLE & TELEPHONE NUMBER OF CONTACT PERSON CONCERNING DATA  
SUBMITTED ON THIS FORM: N. L. HOLDSTEIN, SUPERVISOR (813) 866-4822

2. REPORTING COMPANY

FLORIDA POWER CORPORATION

4 SIGNATURE OF OFFICIAL SUBMITTING REPORT

*John Scardino, Jr.*  
JOHN SCARDINO, JR., VICE PRESIDENT AND CONTROLLER

5 DATE COMPLETED:

02/10/94

| LINE NO.<br>(a) | PLANT NAME<br>(b)          | SUPPLIER NAME<br>(c)    | SHIPPING POINT<br>(d) | PURCHASE TYPE<br>(e) | DELIVERY LOCATION<br>(f) | DELIVERY DATE<br>(g) | TYPE OIL<br>(h) | SULFUR CONTENT (%)<br>(i) | BTU CONTENT (Btu/gal)<br>(j) | VOLUME (Bbls)<br>(k) | DELIVERED PRICE (\$/Bbl)<br>(l) |
|-----------------|----------------------------|-------------------------|-----------------------|----------------------|--------------------------|----------------------|-----------------|---------------------------|------------------------------|----------------------|---------------------------------|
|                 | ANCLOTE                    | BP OIL COMPANY          | TAMPA, FL             | MTC                  | FOB PLANT                | 12/93                | F02             | 0.15                      | 139,713                      | 5,676                | \$21.2369                       |
| 2               | AVON PARK PEAKERS          | NO DELIVERIES           |                       |                      |                          |                      |                 |                           |                              |                      |                                 |
| 3               | BARTOW                     | BP OIL COMPANY          | TAMPA, FL             | MTC                  | FOB PLANT                | 12/93                | F02             | 0.15                      | 139,713                      | 171                  | \$23.1201                       |
| 4               | BARTOW NORTH FUEL TERMINAL | ENJET INC.              | LOUISIANA             | MTC                  | FOB TERMINAL             | 12/93                | F06             | 2.49                      | 150,306                      | 105,644              | \$9.4290                        |
| 5               | BARTOW NORTH FUEL TERMINAL | ENJET INC.              | HOUSTON, TX           | MTC                  | FOB TERMINAL             | 12/93                | F06             | 2.37                      | 150,701                      | 299,910              | \$9.9231                        |
| 6               | BARTOW PEAKERS             | NO DELIVERIES           |                       |                      |                          |                      |                 |                           |                              |                      |                                 |
| 7               | BARTOW SOUTH FUEL TERMINAL | COASTAL FUELS MARKETING | HOUSTON, TX           | MTC                  | FOB TERMINAL             | 12/93                | F06             | 1.00                      | 151,744                      | 214,041              | \$11.9070                       |
| 8               | BARTOW SOUTH FUEL TERMINAL | ENJET INC.              | HOUSTON, TX           | MTC                  | FOB TERMINAL             | 12/93                | F06             | 1.97                      | 150,962                      | 16,713               | \$9.9798                        |
| 9               | BARTOW SOUTH FUEL TERMINAL | ENJET INC.              | HOUSTON, TX           | MTC                  | FOB TERMINAL             | 12/93                | F06             | 1.00                      | 151,847                      | 23,090               | \$12.1050                       |
| 10              | BARTOW SOUTH FUEL TERMINAL | ENJET INC.              | HOUSTON, TX           | MTC                  | FOB TERMINAL             | 12/93                | F06             | 2.49                      | 150,306                      | 34,931               | \$9.5230                        |
| 11              | BARTOW SOUTH FUEL TERMINAL | PHIBRO ENERGY INC       | HOUSTON, TX           | MTC                  | FOB TERMINAL             | 12/93                | F06             | 0.96                      | 151,804                      | 111,154              | \$11.4550                       |
| 12              | BAYBORO PEAKERS            | NO DELIVERIES           |                       |                      |                          |                      |                 |                           |                              |                      |                                 |
| 13              | CRYSTAL RIVER NORTH        | BP OIL COMPANY          | TAMPA, FL             | MTC                  | FOB PLANT                | 12/93                | F02             | 0.15                      | 139,713                      | 2,754                | \$22.0354                       |
| 14              | CRYSTAL RIVER SOUTH        | BP OIL COMPANY          | TAMPA, FL             | MTC                  | FOB PLANT                | 12/93                | F02             | 0.15                      | 139,713                      | 5,171                | \$21.4308                       |
| 15              | DEBARY PEAKERS             | COASTAL FUELS MARKETING | CAPE CANAVERAL, FL    | MTC                  | FOB PLANT                | 12/93                | F02             | 0.43                      | 138,229                      | 16,994               | \$20.9026                       |
| 16              | HIGGINS STEAM PLANT        | COASTAL FUELS MARKETING | PORT MANATEE, FL      | MTC                  | FOB PLANT                | 12/93                | F06             | 1.00                      | 151,287                      | 22,954               | \$12.3992                       |
| 17              | HIGGINS PEAKERS            | NO DELIVERIES           |                       |                      |                          |                      |                 |                           |                              |                      |                                 |
| 18              | INTERCESSION CITY PEAKERS  | BP OIL COMPANY          | TAMPA, FL             | MTC                  | FOB PLANT                | 12/93                | F02             | 0.18                      | 138,503                      | 14,836               | \$20.2403                       |

DOCUMENT NUMBER-DATE

01675 FEB 21 94

FPSC-RECORDS/REPORTING



MONTHLY REPORT OF COST AND QUALITY OF FUEL OIL FOR ELECTRIC PLANTS  
DETAIL OF INVOICE AND TRANSPORTATION CHARGES

1. REPORTING MONTH: Dec. 93  
2. REPORTING COMPANY: FLORIDA POWER CORPORATION

3. NAME, TITLE & TELEPHONE NUMBER OF CONTACT PERSON CONCERNING DATA SUBMITTED ON THIS FORM: N.L. HOLDSTEIN SUPERVISOR (313) 066-4822

4. SIGNATURE OF OFFICIAL SUBMITTING REPORT: [Signature] JOHN SCARDINO, JR., VICE PRESIDENT AND CONTROLLER

5. DATE COMPLETED: 02/10/94

| LINE NO. (a) | PLANT NAME (b)             | SUPPLIER NAME (c)       | DELIVERY LOCATION (d) | DELIVERY DATE (e) | TYPE OIL (f) | VOLUME (Bbls) (g) | INVOICE PRICE (\$/Bbl) (h) | INVOICE AMOUNT (\$) (i) | DISCOUNT (\$) (j) | NET AMOUNT (\$) (k) | NET PRICE (\$/Bbl) (l) | QUALITY ADJUST (\$/Bbl) (m) | EFFECTIVE PURCHASE PRICE (\$/Bbl) (n) | TRANSPORT TO TERMINAL (\$/Bbl) (o) | ADDITIONAL TRANSPORT CHARGES (\$/Bbl) (p) | OTHER CHARGES (\$/Bbl) (q) | DELIVERED PRICE (\$/Bbl) (r) |
|--------------|----------------------------|-------------------------|-----------------------|-------------------|--------------|-------------------|----------------------------|-------------------------|-------------------|---------------------|------------------------|-----------------------------|---------------------------------------|------------------------------------|---|----------------------------|------------------------------|
| 1            | ANCLOTE                    | BP OIL COMPANY          | FOB PLANT             | 12/93             | F02          | 5,676             | [REDACTED]                 | [REDACTED]              | [REDACTED]        | [REDACTED]          | [REDACTED]             | [REDACTED]                  | [REDACTED]                            | \$0.0000                           | [REDACTED]                                | [REDACTED]                 | \$21.2369                    |
| 2            | AVON PARK PEAKERS          | NO DELIVERIES           |                       |                   |              |                   |                            |                         |                   |                     |                        |                             |                                       |                                    |   |                            |                              |
| 3            | BARTOW                     | BP OIL COMPANY          | FOB PLANT             | 12/93             | F02          | 171               | [REDACTED]                 | [REDACTED]              | [REDACTED]        | [REDACTED]          | [REDACTED]             | [REDACTED]                  | [REDACTED]                            | \$0.0000                           | [REDACTED]                                | [REDACTED]                 | \$23.1201                    |
| 4            | BARTOW NORTH FUEL TERMINAL | ENJET INC               | FOB TERMINAL          | 12/93             | F06          | 105,644           | [REDACTED]                 | [REDACTED]              | [REDACTED]        | [REDACTED]          | [REDACTED]             | [REDACTED]                  | [REDACTED]                            | \$0.0000                           | [REDACTED]                                | [REDACTED]                 | \$9.4250                     |
| 5            | BARTOW NORTH FUEL TERMINAL | ENJET INC               | FOB TERMINAL          | 12/93             | F06          | 299,910           | [REDACTED]                 | [REDACTED]              | [REDACTED]        | [REDACTED]          | [REDACTED]             | [REDACTED]                  | [REDACTED]                            | \$0.0000                           | [REDACTED]                                | [REDACTED]                 | \$9.9231                     |
| 6            | BARTOW PEAKERS             | NO DELIVERIES           |                       |                   |              |                   |                            |                         |                   |                     |                        |                             |                                       |                                    |   |                            |                              |
| 7            | BARTOW SOUTH FUEL TERMINAL | COASTAL FUELS MARKETING | FOB TERMINAL          | 12/93             | F06          | 214,041           | [REDACTED]                 | [REDACTED]              | [REDACTED]        | [REDACTED]          | [REDACTED]             | [REDACTED]                  | [REDACTED]                            | \$0.0000                           | [REDACTED]                                | [REDACTED]                 | \$11.9070                    |
| 8            | BARTOW SOUTH FUEL TERMINAL | ENJET INC               | FOB TERMINAL          | 12/93             | F06          | 16,713            | [REDACTED]                 | [REDACTED]              | [REDACTED]        | [REDACTED]          | [REDACTED]             | [REDACTED]                  | [REDACTED]                            | \$0.0000                           | [REDACTED]                                | [REDACTED]                 | \$9.9798                     |
| 9            | BARTOW SOUTH FUEL TERMINAL | ENJET INC               | FOB TERMINAL          | 12/93             | F06          | 23,090            | [REDACTED]                 | [REDACTED]              | [REDACTED]        | [REDACTED]          | [REDACTED]             | [REDACTED]                  | [REDACTED]                            | \$0.0000                           | [REDACTED]                                | [REDACTED]                 | \$12.1050                    |
| 10           | BARTOW SOUTH FUEL TERMINAL | ENJET INC               | FOB TERMINAL          | 12/93             | F06          | 34,931            | [REDACTED]                 | [REDACTED]              | [REDACTED]        | [REDACTED]          | [REDACTED]             | [REDACTED]                  | [REDACTED]                            | \$0.0000                           | [REDACTED]                                | [REDACTED]                 | \$9.5230                     |
| 11           | BARTOW SOUTH FUEL TERMINAL | PHIBRO ENERGY INC       | FOB TERMINAL          | 12/93             | F06          | 111,154           | [REDACTED]                 | [REDACTED]              | [REDACTED]        | [REDACTED]          | [REDACTED]             | [REDACTED]                  | [REDACTED]                            | \$0.0000                           | [REDACTED]                                | [REDACTED]                 | \$11.4540                    |
| 12           | BAYBORO PEAKERS            | NO DELIVERIES           |                       |                   |              |                   |                            |                         |                   |                     |                        |                             |                                       |                                    |   |                            |                              |
| 13           | CRYSTAL RIVER NORTH        | BP OIL COMPANY          | FOB PLANT             | 12/93             | F02          | 2,754             | [REDACTED]                 | [REDACTED]              | [REDACTED]        | [REDACTED]          | [REDACTED]             | [REDACTED]                  | [REDACTED]                            | \$0.0000                           | [REDACTED]                                | [REDACTED]                 | \$22.0154                    |
| 14           | CRYSTAL RIVER SOUTH        | BP OIL COMPANY          | FOB PLANT             | 12/93             | F02          | 5,171             | [REDACTED]                 | [REDACTED]              | [REDACTED]        | [REDACTED]          | [REDACTED]             | [REDACTED]                  | [REDACTED]                            | \$0.0000                           | [REDACTED]                                | [REDACTED]                 | \$21.4308                    |
| 15           | DEBARY PEAKERS             | COASTAL FUELS MARKETING | FOB PLANT             | 12/93             | F02          | 16,994            | [REDACTED]                 | [REDACTED]              | [REDACTED]        | [REDACTED]          | [REDACTED]             | [REDACTED]                  | [REDACTED]                            | \$0.0000                           | [REDACTED]                                | [REDACTED]                 | \$20.0026                    |
| 16           | HIGGINS STEAM PLANT        | COASTAL FUELS MARKETING | FOB PLANT             | 12/93             | F06          | 22,954            | [REDACTED]                 | [REDACTED]              | [REDACTED]        | [REDACTED]          | [REDACTED]             | [REDACTED]                  | [REDACTED]                            | \$0.0000                           | [REDACTED]                                | [REDACTED]                 | \$12.3992                    |
| 17           | HIGGINS PEAKERS            | NO DELIVERIES           |                       |                   |              |                   |                            |                         |                   |                     |                        |                             |                                       |                                    |   |                            |                              |
| 18           | INTERCESSION CITY PEAKERS  | BP OIL COMPANY          | FOB PLANT             | 12/93             | F02          | 14,836            | [REDACTED]                 | [REDACTED]              | [REDACTED]        | [REDACTED]          | [REDACTED]             | [REDACTED]                  | [REDACTED]                            | \$0.0000                           | [REDACTED]                                | [REDACTED]                 | \$20.7401                    |

1 REPORTING MONTH

2 REPORTING COMPANY

FLORIDA POWER CORPORATION

Dec 93

MONTHLY

PORT OF COST AND QUALITY OF FUEL OIL FOR ELECTRIC PLANTS  
 DETAIL OF INVOICE AND TRANSPORTATION CHARGES

3 NAME, TITLE & TELEPHONE NUMBER OF CONTACT PERSON CONCERNING DATA  
 SUBMITTED ON THIS FORM  
 N.L. HOLDSTEIN, SUPERVISOR (813) 866 1822

4 SIGNATURE OF OFFICIAL SUBMITTING REPORT  
 02/10/94

JOHN SCARDINO, JR., VICE PRESIDENT AND CONTROLLER

5 DATE COMPLETED:

INVOICE PRICE (\$/BBL) (h)  
 INVOICE AMOUNT (\$) (i)  
 DISCOUNT (\$) (j)  
 NET AMOUNT (\$) (k)

NET PRICE (\$/Bbl) (l)  
 QUALITY ADJUST (\$/Bbl) (m)  
 EFFECTIVE PURCHASE PRICE (\$/Bbl) (n)  
 TRANSPORT TO TERMINAL (\$/Bbl) (o)  
 ADDITIONAL TRANSPORT CHARGES (\$/Bbl) (p)  
 OTHER CHARGES (\$/Bbl) (q)  
 DELIVERED PRICE (\$/Bbl) (r)

| LINE NO. (a) | PLANT NAME (b)              | SUPPLIER NAME (c)       | DELIVERY LOCATION (d) | DELIVERY DATE (e) | TYPE OIL (f) | VOLUME (Bbls) (g) |
|--------------|-----------------------------|-------------------------|-----------------------|-------------------|--------------|-------------------|
| 19           | CRYSTAL RIVER NUCLEAR PLANT | NO DELIVERIES           | FOB PLANT             | 12/93             | F06          | 14,772            |
| 20           | PORT SAINT JOE PEAKERS      | NO DELIVERIES           | FOB PLANT             | 12/93             | F02          | 13,905            |
| 21           | RIO PINAR PEAKERS           | NO DELIVERIES           | FOB PLANT             | 12/93             | F02          | 37,401            |
| 22           | SUWANNEE STEAM PLANT        | NO DELIVERIES           |                       |                   |              |                   |
| 23           | SUWANNEE PEAKERS            | COASTAL FUELS MARKETING |                       |                   |              |                   |
| 24           | STEUART FUEL TERMINAL       | BP OIL COMPANY          |                       |                   |              |                   |
| 25           | TURNER STEAM PLANT          | NO DELIVERIES           |                       |                   |              |                   |
| 26           | TURNER PEAKERS              | BP OIL COMPANY          |                       |                   |              |                   |
| 27           | UNIVERSITY OF FLORIDA       | NO DELIVERIES           |                       |                   |              |                   |

\$0 0000  
 \$0 0000  
 \$11.5716  
 \$20 8079  
 \$0 0000  
 \$20.7559

MONTHLY REPORT OF COST AND QUALITY OF COAL FOR ELECTRIC PLANTS  
ORIGIN, TONNAGE, DELIVERED PRICE AND AS RECEIVED QUALITY


1. Report for: Mo. December Yr. 1993

2. Reporting Company: Florida Power Corporation

3. Plant Name: Transfer Facility IMT

4. Name, Title and Telephone Number of Contact  
Person Concerning Data Submitted on this Form  
Delmar J. Clark Jr., Financial Analyst - Regulatory  
(813) 824-6491

5. Signature of Official Submitting Report

  
Delmar J. Clark Jr., Financial Analyst - Regulatory

6. Date Completed: February 10, 1994

| Line No. | Supplier Name            | Mine Location | Purchase Type | Transportation Mode | Tons   | Effective Purchase Price (\$/Ton) | Total Transportation Cost (\$/Ton) | F.O.B. Plant Price (\$/Ton) | As Received Coal Quality |                      |                 |                      |
|----------|--------------------------|---------------|---------------|---------------------|--------|-----------------------------------|------------------------------------|-----------------------------|--------------------------|----------------------|-----------------|----------------------|
|          |                          |               |               |                     |        |                                   |                                    |                             | Percent Sulfur (%)       | Btu Content (Btu/lb) | Percent Ash (%) | Percent Moisture (%) |
| (a)      | (b)                      | (c)           | (d)           | (e)                 | (f)    | (g)                               | (h)                                | (i)                         | (j)                      | (k)                  | (l)             | (m)                  |
| 1.       | A. T. Massey Coal Co.    | 08, Wv, 005   | LTC           | TR&B                | 21,279 |                                   |                                    | \$42.60                     | 0.69                     | 12,540               | 9.52            | 6.40                 |
| 2.       | A. T. Massey Coal Co.    | 08, Wv, 011   | LTC           | B                   | 20,224 |                                   |                                    | \$42.60                     | 0.69                     | 12,540               | 9.52            | 6.40                 |
| 3.       | A. T. Massey Coal Co.    | 08, Ky, 159   | LTC           | TR&B                | 5,303  |                                   |                                    | \$42.60                     | 0.69                     | 12,540               | 9.52            | 6.40                 |
| 4.       | A. T. Massey Coal Co.    | 08, Ky, 159   | LTC           | TR&B                | 1,791  |                                   |                                    | \$42.60                     | 1.10                     | 12,612               | 7.18            | 8.81                 |
| 5.       | Consolidation Coal Sales | 08, Ky, 119   | LTC           | TR&B                | 6,691  |                                   |                                    | \$39.78                     | 0.95                     | 12,161               | 8.89            | 7.91                 |
| 6.       | Franklin Coal Sales      | 08, Ky, 195   | LTC           | RB                  | 8,633  |                                   |                                    | \$42.07                     | 0.67                     | 12,963               | 7.65            | 7.19                 |
| 7.       | Pen Coal Co.             | 08, Ky, 019   | LTC           | B                   | 8,420  |                                   |                                    | \$44.37                     | 0.95                     | 12,509               | 10.22           | 6.01                 |

MONTHLY REPORT OF COST AND QUALITY OF COAL FOR ELECTRIC PLANTS  
ORIGIN, TONNAGE, DELIVERED PRICE AND AS RECEIVED QUALITY

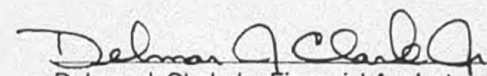
1. Report for: Mo. December Yr. 1993

2. Reporting Company: Florida Power Corporation

3. Plant Name: Crystal River 1 & 2

4. Name, Title and Telephone Number of Contact  
Person Concerning Data Submitted on this Form  
Delmar J. Clark Jr., Financial Analyst - Regulatory  
(813) 824-6491

5. Signature of Official Submitting Report

  
Delmar J. Clark Jr., Financial Analyst - Regulatory

6. Date Completed: February 10, 1994

| Line No. | Supplier Name            | Mine Location | Purchase Type | Transportation Mode | Tons   | Effective Purchase Price (\$/Ton) | Total Transportation Cost (\$/Ton) | F.O.B. Plant Price (\$/Ton) | As Received Coal Quality |                      |                 |                      |
|----------|--------------------------|---------------|---------------|---------------------|--------|-----------------------------------|------------------------------------|-----------------------------|--------------------------|----------------------|-----------------|----------------------|
|          |                          |               |               |                     |        |                                   |                                    |                             | Percent Sulfur (%)       | Btu Content (Btu/lb) | Percent Ash (%) | Percent Moisture (%) |
| (a)      | (b)                      | (c)           | (d)           | (e)                 | (f)    | (g)                               | (h)                                | (i)                         | (j)                      | (k)                  | (l)             | (m)                  |
| 1.       | New Horizons Coal, Inc.  | 08,Ky,095     | LTC           | UR                  | 76,507 |                                   |                                    | \$42.83                     | 1.10                     | 12,335               | 10.27           | 6.86                 |
| 2.       | Consolidation Coal Sales | 08,Ky,025     | LTC           | UR                  | 18,750 |                                   |                                    | \$40.06                     | 0.95                     | 12,161               | 8.89            | 7.91                 |
| 3.       | Transfer Facility        | N/A           | LTC           | OB                  | 0      | \$0.00                            | \$0.00                             | \$0.00                      | 0.00                     | 0                    | 0.00            | 0.00                 |



MONTHLY REPORT OF COST AND QUALITY OF COAL FOR ELECTRIC PLANTS  
ORIGIN, TONNAGE, DELIVERED PRICE AND AS RECEIVED QUALITY

1. Report for: Mo. December Yr. 1993

2. Reporting Company: Florida Power Corporation

3. Plant Name: Crystal River 4 & 5

4. Name, Title and Telephone Number of Contact Person Concerning Data Submitted on this Form  
Delmar J. Clark Jr., Financial Analyst - Regulatory  
(813) 824-6491

5. Signature of Official Submitting Report

  
Delmar J. Clark Jr., Financial Analyst - Regulatory

6. Date Completed: February 10, 1994

| Line No. | Supplier Name             | Mine Location | Purchase Type | Transportation Mode | Tons   | Effective Purchase Price (\$/Ton) | Total Transportation Cost (\$/Ton) | F.O.B. Plant Price (\$/Ton) | As Received Coal Quality |                      |                 |                      |
|----------|---------------------------|---------------|---------------|---------------------|--------|-----------------------------------|------------------------------------|-----------------------------|--------------------------|----------------------|-----------------|----------------------|
|          |                           |               |               |                     |        |                                   |                                    |                             | Percent Sulfur (%)       | Btu Content (Btu/lb) | Percent Ash (%) | Percent Moisture (%) |
| (a)      | (b)                       | (c)           | (d)           | (e)                 | (f)    | (g)                               | (h)                                | (i)                         | (j)                      | (k)                  | (l)             | (m)                  |
| 1.       | Powell Mtn. Joint Venture | 08,Va,105     | LTC           | UR                  | 67,647 |                                   |                                    | \$53.69                     | 0.72                     | 12,353               | 9.36            | 7.63                 |
| 2.       | Golden Oak Mining Co.     | 08,Ky,133     | LTC           | UR                  | 95,732 |                                   |                                    | \$44.88                     | 0.69                     | 12,895               | 7.17            | 6.96                 |
| 3.       | Franklin Coal Sales       | 08,Ky,195     | LTC           | UR                  | 19,327 |                                   |                                    | \$42.34                     | 0.67                     | 12,963               | 7.65            | 7.19                 |
| 4.       | Transfer Facility         | N/A           | LTC           | OB                  | 57,340 |                                   |                                    | \$51.11                     | 0.68                     | 12,500               | 9.53            | 6.63                 |

MONTHLY REPORT OF COST AND QUALITY OF COAL FOR ELECTRIC PLANTS

ORIGIN, TONNAGE, DELIVERED PRICE AND AS RECEIVED QUALITY


1. Report for: Mo. December Yr. 1993

2. Reporting Company: Florida Power Corporation

3. Plant Name: Transfer Facility IMT

4. Name, Title and Telephone Number of Contact Person Concerning Data Submitted on this Form  
 Delmar J. Clark Jr., Financial Analyst - Regulatory  
 (813) 824-6491

5. Signature of Official Submitting Report

  
 Delmar J. Clark Jr., Financial Analyst - Regulatory

6. Date Completed: February 10, 1994

| Line No. | Supplier Name            | Mine Location | Purchase Type | Tons   | F.O.B. Mine Price (\$/Ton) | Short Haul & Loading Charges (\$/Ton) | Original Invoice Price (\$/Ton) | Retro-- active Price Increases (\$/Ton) | Base Price (\$/Ton) | Quality Adjust-- ments (\$/Ton) | Effective Purchase Price (\$/Ton) |
|----------|--------------------------|---------------|---------------|--------|----------------------------|---------------------------------------|---------------------------------|---|---------------------|---------------------------------|-----------------------------------|
| (a)      | (b)                      | (c)           | (d)           | (e)    | (f)                        | (g)                                   | (h)                             | (i)                                     | (j)                 | (k)                             | (l)                               |
| 1.       | A. T. Massey Coal Co.    | 08, Wv, 005   | LTC           | 21,279 |                            | \$0.00                                |                                 | \$0.00                                  |                     | \$0.00                          |                                   |
| 2.       | A. T. Massey Coal Co.    | 08, Wv, 011   | LTC           | 20,224 |                            | \$0.00                                |                                 | \$0.00                                  |                     | \$0.00                          |                                   |
| 3.       | A. T. Massey Coal Co.    | 08, Ky, 159   | LTC           | 5,303  |                            | \$0.00                                |                                 | \$0.00                                  |                     | \$0.00                          |                                   |
| 4.       | A. T. Massey Coal Co.    | 08, Ky, 159   | LTC           | 1,791  |                            | \$0.00                                |                                 | \$0.00                                  |                     | \$0.00                          |                                   |
| 5.       | Consolidation Coal Sales | 08, Ky, 119   | LTC           | 6,691  |                            | \$0.00                                |                                 | \$0.00                                  |                     | \$0.00                          |                                   |
| 6.       | Franklin Coal Sales      | 08, Ky, 195   | LTC           | 8,633  |                            | \$0.00                                |                                 | \$0.00                                  |                     | \$0.00                          |                                   |
| 7.       | Pen Coal Co.             | 08, Ky, 019   | LTC           | 8,420  |                            | \$0.00                                |                                 | \$0.00                                  |                     |                                 |                                   |

MONTHLY REPORT OF COST AND QUALITY OF COAL FOR ELECTRIC PLANTS  
ORIGIN, TONNAGE, DELIVERED PRICE AND AS RECEIVED QUALITY


1. Report for: Mo. December Yr. 1993

2. Reporting Company: Florida Power Corporation

3. Plant Name: Crystal River 1 & 2

4. Name, Title and Telephone Number of Contact  
Person Concerning Data Submitted on this Form  
Delmar J. Clark Jr., Financial Analyst - Regulatory  
(813) 824-6491

5. Signature of Official Submitting Report

  
Delmar J. Clark Jr., Financial Analyst - Regulatory

6. Date Completed: February 10, 1994

| Line No. | Supplier Name            | Mine Location | Purchase Type | Tons   | F.O.B. Mine Price (\$/Ton) | Short Haul & Loading Charges (\$/Ton) | Original Invoice Price (\$/Ton) | Retro-active Price Increases (\$/Ton) | Base Price (\$/Ton) | Quality Adjustments (\$/Ton) | Effective Purchase Price (\$/Ton) |
|----------|--------------------------|---------------|---------------|--------|----------------------------|---------------------------------------|---------------------------------|---------------------------------------|---------------------|------------------------------|-----------------------------------|
| (a)      | (b)                      | (c)           | (d)           | (e)    | (f)                        | (g)                                   | (h)                             | (i)                                   | (j)                 | (k)                          | (l)                               |
| 1.       | New Horizons Coal, Inc.  | 08,Ky,095     | LTC           | 76,507 |                            | \$0.00                                |                                 | \$0.00                                |                     |                              |                                   |
| 2.       | Consolidation Coal Sales | 08,Ky,025     | LTC           | 18,750 |                            | \$0.00                                |                                 | \$0.00                                |                     | \$0.00                       |                                   |
| 3.       | Transfer Facility        | N/A           | LTC           | 0      | \$0.00                     | \$0.00                                | \$0.00                          | N/A                                   | \$0.00              | N/A                          | \$0.00                            |

MONTHLY REPORT OF COST AND QUALITY OF COAL FOR ELECTRIC PLANTS  
ORIGIN, TONNAGE, DELIVERED PRICE AND AS RECEIVED QUALITY

1. Report for: Mo. December Yr. 1993

2. Reporting Company: Florida Power Corporation

3. Plant Name: Crystal River 4 & 5

4. Name, Title and Telephone Number of Contact Person Concerning Data Submitted on this Form  
Delmar J. Clark Jr., Financial Analyst - Regulatory  
(813) 824-6491

5. Signature of Official Submitting Report

*Delmar J. Clark Jr.*  
Delmar J. Clark Jr., Financial Analyst - Regulatory

6. Date Completed: February 10, 1994

| Line No. | Supplier Name             | Mine Location | Purchase Type | Tons   | F.O.B. Mine Price (\$/Ton) | Short Haul & Loading Charges (\$/Ton) | Original Invoice Price (\$/Ton) | Retro-active Price Increases (\$/Ton) | Base Price (\$/Ton) | Quality Adjustments (\$/Ton) | Effective Purchase Price (\$/Ton) |
|----------|---------------------------|---------------|---------------|--------|----------------------------|---------------------------------------|---------------------------------|---------------------------------------|---------------------|------------------------------|-----------------------------------|
| (a)      | (b)                       | (c)           | (d)           | (e)    | (f)                        | (g)                                   | (h)                             | (i)                                   | (j)                 | (k)                          | (l)                               |
| 1.       | Powell Mtn. Joint Venture | 08,Va,105     | LTC           | 67,647 |                            | \$0.00                                |                                 | \$0.00                                |                     | \$0.00                       |                                   |
| 2.       | Golden Oak Mining Co.     | 08,Ky,133     | LTC           | 95,732 |                            | \$0.00                                |                                 | \$0.00                                |                     | \$0.00                       |                                   |
| 3.       | Franklin Coal Sales       | 08,Ky,195     | LTC           | 19,327 |                            | \$0.00                                |                                 | \$0.00                                |                     | \$0.00                       |                                   |
| 4.       | Transfer Facility         | N/A           | LTC           | 57,340 |                            | \$0.00                                |                                 | N/A                                   |                     | N/A                          |                                   |

MONTHLY REPORT OF COST AND QUALITY OF COAL FOR ELECTRIC PLANTS

ORIGIN, TONNAGE, DELIVERED PRICE AND AS RECEIVED QUALITY

1. Report For: Mo. December Yr. 1993

2. Reporting Company: Florida Power Corporation

3. Plant Name: Transfer Facility IMT

4. Name, Title and Telephone Number of Contact Person Concerning Data Submitted on this Form  
 Delmar J. Clark Jr., Financial Analyst - Regulatory  
 (813) 824-6491

5. Signature of Official Submitting Report

  
 Delmar J. Clark Jr., Financial Analyst - Regulatory

6. Date Completed: February 10, 1994

| Line No. | Supplier Name            | Mine Location | Shipping Point | Transportation Mode | Tons   | Effective Purchase Price (\$/Ton) | Additional Shorthaul & Loading Charges (\$/Ton) | Rail Rate (\$/Ton) | Other Rail Charges (\$/Ton) | River Barge Rate (\$/Ton) | Trans-loading Rate (\$/Ton) | Ocean Barge Rate (\$/Ton) | Other Water Charges (\$/Ton) | Other Related Charges (\$/Ton) | Transportation Charges (\$/Ton) | F.O.B. Plant Price (\$/Ton) |
|----------|--------------------------|---------------|----------------|---------------------|--------|-----------------------------------|---|--------------------|-----------------------------|---------------------------|-----------------------------|---------------------------|------------------------------|--------------------------------|---------------------------------|-----------------------------|
| (a)      | (b)                      | (c)           | (d)            | (e)                 | (f)    | (g)                               | (h)   | (i)                | (j)                         | (k)                       | (l)                         | (m)                       | (n)                          | (o)                            | (p)                             | (q)                         |
| 1.       | A. T. Massey Coal Co.    | 08, Wv, 005   | Boone, Wv      | TR&B                | 21,279 |                                   | N/A   | N/A                | N/A                         | N/A                       | N/A                         | N/A                       | N/A                          | N/A                            |                                 | \$42.60                     |
| 2.       | A. T. Massey Coal Co.    | 08, Wv, 011   | Cabell, Wv     | B                   | 20,224 |                                   | N/A   | N/A                | N/A                         | N/A                       | N/A                         | N/A                       | N/A                          | N/A                            |                                 | \$42.60                     |
| 3.       | A. T. Massey Coal Co.    | 08, Ky, 159   | Martin, Ky     | TR&B                | 5,303  |                                   | N/A   | N/A                | N/A                         | N/A                       | N/A                         | N/A                       | N/A                          | N/A                            |                                 | \$42.60                     |
| 4.       | A. T. Massey Coal Co.    | 08, Ky, 159   | Martin, Ky     | TR&B                | 1,791  |                                   | N/A   | N/A                | N/A                         | N/A                       | N/A                         | N/A                       | N/A                          | N/A                            |                                 | \$42.60                     |
| 5.       | Consolidation Coal Sales | 08, Ky, 119   | Knott, Ky      | TR&B                | 6,691  |                                   | N/A   | N/A                | N/A                         | N/A                       | N/A                         | N/A                       | N/A                          | N/A                            |                                 | \$39.78                     |
| 6.       | Franklin Coal Sales      | 08, Ky, 195   | Pike, Ky       | RB                  | 8,633  |                                   | N/A   | N/A                | N/A                         | N/A                       | N/A                         | N/A                       | N/A                          | N/A                            |                                 | \$42.07                     |
| 7.       | Pen Coal Co.             | 08, Ky, 019   | Boyd, Ky       | B                   | 8,420  |                                   | N/A   | N/A                | N/A                         | N/A                       | N/A                         | N/A                       | N/A                          | N/A                            |                                 | \$44.37                     |

MONTHLY REPORT OF COST AND QUALITY OF COAL FOR ELECTRIC PLANTS  
ORIGIN, TONNAGE, DELIVERED PRICE AND AS RECEIVED QUALITY

1. Report For: Mo. December Yr. 1993

2. Reporting Company: Florida Power Corporation

3. Plant Name: Crystal River 1 & 2

4. Name, Title and Telephone Number of Contact  
Person Concerning Data Submitted on this Form  
Delmar J. Clark Jr., Financial Analyst - Regulatory  
(813) 824-6491

5. Signature of Official Submitting Report

  
Delmar J. Clark Jr., Financial Analyst - Regulatory

6. Date Completed: February 10, 1994

| Line No. | Supplier Name            | Mine Location | Shipping Point             | Transportation Mode | Tons   | Effective Purchase Price (\$/Ton) | Additional Shorthaul & Loading Charges (\$/Ton) | Rail Rate (\$/Ton) | Other Rail Charges (\$/Ton) | River Barge Rate (\$/Ton) | Trans-loading Rate (\$/Ton) | Ocean Barge Rate (\$/Ton) | Other Water Charges (\$/Ton) | Other Related Charges (\$/Ton) | Transportation Charges (\$/Ton) | F.O.B. Plant Price |
|----------|--------------------------|---------------|----------------------------|---------------------|--------|-----------------------------------|---|--------------------|-----------------------------|---------------------------|-----------------------------|---------------------------|------------------------------|--------------------------------|---------------------------------|--------------------|
|          |                          |               |                            |                     |        |                                   |   |                    |                             |                           |                             |                           |                              |                                |                                 | (\$/Ton)           |
| (a)      | (b)                      | (c)           | (d)                        | (e)                 | (f)    | (g)                               | (h)   | (i)                | (j)                         | (k)                       | (l)                         | (m)                       | (n)                          | (o)                            | (p)                             | (q)                |
| 1.       | New Horizons Coal, Inc.  | 08,Ky,095     | Harlan, Ky                 | UR                  | 76,507 |                                   | \$0.00  |                    |                             | N/A                       | N/A                         | N/A                       | \$0.00                       | \$0.00                         |                                 | \$42.83            |
| 2.       | Consolidation Coal Sales | 08,Ky,025     | Breathitt, Ky              | UR                  | 18,750 |                                   | \$0.00  |                    |                             | N/A                       | N/A                         | N/A                       | \$0.00                       | \$0.00                         |                                 | \$40.06            |
| 3.       | Transfer Facility        | N/A           | Plaquemines<br>Parrish, La | OB                  | 0      | \$0.00                            | \$0.00  | N/A                | N/A                         | N/A                       | N/A                         | \$0.00                    | \$0.00                       | \$0.00                         | \$0.00                          | \$0.00             |

MONTHLY REPORT OF COST AND QUALITY OF COAL FOR ELECTRIC PLANTS  
ORIGIN, TONNAGE, DELIVERED PRICE AND AS RECEIVED QUALITY

1. Report For: Mo. December Yr. 1993

2. Reporting Company: Florida Power Corporation

3. Plant Name: Crystal River 4 & 5

4. Name, Title and Telephone Number of Contact  
Person Concerning Data Submitted on this Form  
Delmar J. Clark Jr., Financial Analyst - Regulatory  
(813) 824-6491

5. Signature of Official Submitting Report

  
Delmar J. Clark Jr., Financial Analyst - Regulatory

6. Date Completed: February 10, 1994

| Line No. | Supplier Name             | Mine Location | Shipping Point             | Transportation Mode | Tons   | Effective Purchase Price (\$/Ton) | Additional Shorthaul & Loading Charges (\$/Ton) | Rail Rate (\$/Ton) | Other Rail Charges (\$/Ton) | River Barge Rate (\$/Ton) | Trans-loading Rate (\$/Ton) | Ocean Barge Rate (\$/Ton) | Other Water Charges (\$/Ton) | Other Related Charges (\$/Ton) | Transportation Charges (\$/Ton) | F.O.B. Plant Price (\$/Ton) |
|----------|---------------------------|---------------|----------------------------|---------------------|--------|-----------------------------------|---|--------------------|-----------------------------|---------------------------|-----------------------------|---------------------------|------------------------------|--------------------------------|---------------------------------|-----------------------------|
|          |                           |               |                            |                     |        |                                   |   |                    |                             |                           |                             |                           |                              |                                |                                 |                             |
| 1.       | Powell Mtn. Joint Venture | 08,Va,105     | Lee, Va                    | UR                  | 67,647 |                                   | \$0.00  |                    |                             | N/A                       | N/A                         | N/A                       | \$0.00                       | \$0.00                         |                                 | \$53.69                     |
| 2.       | Golden Oak Mining Co.     | 08,Ky,133     | Letcher, Ky                | UR                  | 95,732 |                                   | \$0.00  |                    |                             | N/A                       | N/A                         | N/A                       | \$0.00                       | \$0.00                         |                                 | \$44.88                     |
| 3.       | Franklin Coal Sales       | 08,Ky,195     | Pike, Ky                   | UR                  | 19,327 |                                   | \$0.00  |                    |                             | N/A                       | N/A                         | N/A                       | \$0.00                       | \$0.00                         |                                 | \$42.34                     |
| 4.       | Transfer Facility         | N/A           | Plaquemines<br>Parrish, La | OB                  | 57,340 |                                   | \$0.00  | N/A                | N/A                         | N/A                       | N/A                         |                           | \$0.00                       | \$0.00                         |                                 | \$51.11                     |

MONTHLY REPORT OF COST AND QUALITY OF COAL FOR ELECTRIC PLANTS

REPORT OF ADJUSTMENTS TO PREVIOUS COAL DELIVERIES

1. Report For: Mo. December Yr. 1993

2. Reporting Company: Florida Power Corporation

3. Plant Name: Transfer Facility IMT

4. Name, Title and Telephone Number of Contact Person Concerning Data Submitted on this Form  
 Delmar J. Clark Jr., Financial Analyst - Regulatory  
 (813) 824-6491

5. Signature of Official Submitting Report

  
 Delmar J. Clark Jr., Financial Analyst - Regulatory

6. Date Completed: February 10, 1994

| Line No. | Month Reported | Form Plant Name   | Intended Generating Plant | Supplier            | Original Line Number | Old Volume (tons) | Form No. | Column Title           | Old Value | New Value | New F.O.B. Plant Price | Reason for Revision |
|----------|----------------|-------------------|---------------------------|---------------------|----------------------|-------------------|----------|------------------------|-----------|-----------|------------------------|---------------------|
| (a)      | (b)            | (c)               | (d)                       | (e)                 | (f)                  | (g)               | (h)      | (i)                    | (j)       | (k)       | (l)                    | (m)                 |
| 1.       | 10/93          | Crystal River 4&5 | Crystal River 4&5         | Franklin Coal Sales | 7                    | 8,784             | 2A       | (k) Quality Adjustment |           |           | \$42.60                | Quality Adjustment  |
| 2.       | 11/93          | Crystal River 1&2 | Crystal River 1&2         | Pen Coal Co.        | 8                    | 13,458            | 2A       | (k) Quality Adjustment |           |           | \$44.19                | Quality Adjustment  |




FPSC FORM NO. 423-2C

MONTHLY REPORT OF COST AND QUALITY OF COAL FOR ELECTRIC PLANTS  
 REPORT OF ADJUSTMENTS TO PREVIOUS COAL DELIVERIES

1. Report For: Mo. December Yr. 1993
2. Reporting Company: Florida Power Corporation
3. Plant Name: Transfer Facility TTI Systems, Inc.

4. Name, Title and Telephone Number of Contact Person Concerning Data Submitted on this Form  
 Delmar J. Clark Jr., Financial Analyst - Regulatory  
 (613) 824-6491

5. Signature of Official Submitting Report

  
 Delmar J. Clark Jr., Financial Analyst - Regulatory

6. Date Completed: February 10, 1994

| Line No. | Month Reported | Form Plant Name   | Intended Generating Plant | Supplier            | Original Line Number | Old Volume (tons) | Form No. | Column Title           | Old Value | New Value | New F.O.B. Plant Price | Reason for Revision |
|----------|----------------|-------------------|---------------------------|---------------------|----------------------|-------------------|----------|------------------------|-----------|-----------|------------------------|---------------------|
| (a)      | (b)            | (c)               | (d)                       | (e)                 | (f)                  | (g)               | (h)      | (i)                    | (j)       | (k)       | (l)                    | (m)                 |
| 1.       | 09/93          | Crystal River 4&5 | Crystal River 4&5         | Franklin Coal Sales | 2                    | 25,821            | 2A       | (k) Quality Adjustment |           |           | \$33.64                | Quality Adjustment  |

MONTHLY REPORT OF COST AND QUALITY OF COAL FOR ELECTRIC PLANTS  
 REPORT OF ADJUSTMENTS TO PREVIOUS COAL DELIVERIES

- 1. Report For: Mo. December Yr. 1993
- 2. Reporting Company: Florida Power Corporation
- 3. Plant Name: Crystal River 1 & 2

4. Name, Title and Telephone Number of Contact Person Concerning Data Submitted on this Form  
 Delmar J. Clark Jr., Financial Analyst - Regulatory  
 (813) 824-6491

5. Signature of Official Submitting Report

  
 Delmar J. Clark Jr., Financial Analyst - Regulatory

6. Date Completed: February 10, 1994

| Line No. | Month Reported | Form Plant Name | Intended Generating Plant | Supplier | Original Line Number | Old Volume (tons) | Form No. | Column Title | Old Value | New Value | New F.O.B. Plant Price | Reason for Revision |
|----------|----------------|-----------------|---------------------------|----------|----------------------|-------------------|----------|--------------|-----------|-----------|------------------------|---------------------|
| (a)      | (b)            | (c)             | (d)                       | (e)      | (f)                  | (g)               | (h)      | (i)          | (j)       | (k)       | (l)                    | (m)                 |

=== NONE ===

MONTHLY REPORT OF COST AND QUALITY OF COAL FOR ELECTRIC PLANTS  
 REPORT OF ADJUSTMENTS TO PREVIOUS COAL DELIVERIES


1. Report For: Mo. December Yr. 1993

2. Reporting Company: Florida Power Corporation

3. Plant Name: Crystal River 4 & 5

4. Name, Title and Telephone Number of Contact Person Concerning Data Submitted on this Form  
 Delmar J. Clark Jr., Financial Analyst - Regulatory  
 (813) 824-6491

5. Signature of Official Submitting Report

  
 Delmar J. Clark Jr., Financial Analyst - Regulatory

6. Date Completed: February 10, 1994

| Line No. | Month Reported | Form Plant Name   | Intended Generating Plant | Supplier              | Original Line Number | Old Volume (tons) | Form No. | Column Title           | Old Value | New Value | New F.O.B. Plant Price | Reason for Revision |
|----------|----------------|-------------------|---------------------------|-----------------------|----------------------|-------------------|----------|------------------------|-----------|-----------|------------------------|---------------------|
| (a)      | (b)            | (c)               | (d)                       | (e)                   | (f)                  | (g)               | (h)      | (i)                    | (j)       | (k)       | (l)                    | (m)                 |
| 1.       | 10/93          | Crystal River 4&5 | Crystal River 4&5         | Franklin Coal Sales   | 3                    | 28,521            | 2A       | (k) Quality Adjustment |           |           | \$43.22                | Quality Adjustment  |
| 2.       | 11/93          | Crystal River 4&5 | Crystal River 4&5         | Golden Oak Mining Co. | 2                    | 122,986           | 2A       | (k) Quality Adjustment |           |           | \$44.85                | Quality Adjustment  |