

**Florida
Power**
CORPORATION

JAMES A. MCGEE
SENIOR COUNSEL

March 21, 1994

Mr. Steven C. Tribble, Director
Division of Records and Reporting
Florida Public Service Commission
101 East Gaines Street
Tallahassee, Florida 32399-0870

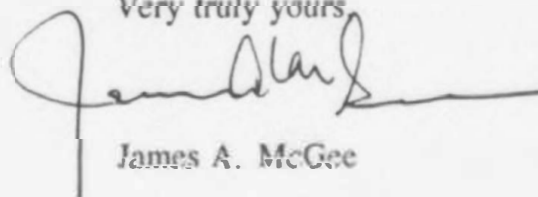
Re: Docket No. 940001-EI

Dear Mr. Tribble:

Enclosed for filing are fifteen copies of Florida Power Corporation's FPSC 423 Forms for the month of January, 1994. Forms 423-1A, 423-2, 423-2A, 423-2B, and 423-2C contained in this filing have been edited to delete certain confidential information. Florida Power's Request for Specified Confidential Treatment, which includes an unedited copy of the 423 Forms, has been submitted for filing this date under separate cover.

Please acknowledge your receipt and filing of the above on the enclosed copy of this letter and return same to me.

Very truly yours,



James A. McGee

ACK 5
AFA _____
APP _____
CAF _____
CMU _____
CTR _____
EAG
LEG
LIN
OPC _____
RCH _____
SEC _____
WAS _____
DTH _____

RECEIVED & FILED
MAR 23 1994
FPSC BUREAU OF RECORDS

cc: Parties of record (w/o enclosure)

DOCUMENT NUMBER-DATE
02702 MAR 23 94
FPSC-RECORDS/REPORTING

1. REPORTING MONTH:
 2. REPORTING COMPANY:

MONTHLY REPORT OF COST AND QUALITY OF FUEL OIL FOR ELECTRIC PLANTS
 ORIGIN, VOLUME, DELIVERED PRICE AND AS RECEIVED QUALITY

Jan-94

FLORIDA POWER CORPORATION

3. NAME, TITLE & TELEPHONE NUMBER OF CONTACT PERSON CONCERNING DATA
 SUBMITTED ON THIS FORM: N.L. HOLDSTEIN, SUPERVISOR (813) 866-4822

4. SIGNATURE OF OFFICIAL SUBMITTING REPORT: JOHN SCARDINO, JR., VICE PRESIDENT AND CONTROLLER

5. DATE COMPLETED: 03/10/94

LINE NO. (a)	PLANT NAME (b)	SUPPLIER NAME (c)	SHIPPING POINT (d)	PURCHASE TYPE (e)	DELIVERY LOCATION (f)	DELIVERY DATE (g)	TYPE OIL (h)	SULFUR CONTENT (%) (i)	BTU CONTENT (Btu/gal) (j)	VOLUME (Bbls) (k)	DELIVERED PRICE (\$/Bbl) (l)
1	ANCLOTE	BP OIL COMPANY	TAMPA, FL		FOB PLANT						
2	AVON PARK PEAKERS	NO DELIVERIES									
3	BARTOW	NO DELIVERIES									
4	BARTOW NORTH FUEL TERMINAL	ENJET INC.	TAMPA, FL		FOB PLANT						
5	BARTOW PEAKERS	NO DELIVERIES									
6	BARTOW SOUTH FUEL TERMINAL	NO DELIVERIES									
7	BAYBORO PEAKERS	COASTAL FUELS MARKETING	HOUSTON, TEXAS		FOB PLANT						
8	CRYSTAL RIVER NORTH	NO DELIVERIES									
9	CRYSTAL RIVER SOUTH	BP OIL COMPANY	PORT MANATEE, FLOF		FOB TERMINAL						
10	DEBARY PEAKERS	BP OIL COMPANY	TAMPA, FL		FOB TERMINAL						
11	HIGGINS STEAM PLANT	NO DELIVERIES									
12	HIGGINS PEAKERS	NO DELIVERIES									
13	INTERCESSION CITY PEAKERS	BP OIL COMPANY	TAMPA, FL		FOB PLANT						
14	INTERCESSION CITY PEAKERS	NO DELIVERIES									
15	CRYSTAL RIVER NUCLEAR PLANT	BP OIL COMPANY	TAMPA, FL		FOB PLANT						
16	PORT SAINT JOE PEAKERS	BP OIL COMPANY	TAMPA, FL		FOB PLANT						
17	RIO PINAR PEAKERS	NO DELIVERIES									
18	SUWANNEE STEAM PLANT	NO DELIVERIES									

1. REPORTING MONTH:

2. REPORTING COMPANY:

MONTHLY REPORT OF COST AND QUALITY OF FUEL OIL FOR ELECTRIC PLANTS
ORIGIN, VOLUME, DELIVERED PRICE AND AS RECEIVED QUALITY

Jan-94

FLORIDA POWER CORPORATION

3. NAME, TITLE & TELEPHONE NUMBER OF CONTACT PERSON CONCERNING DATA
SUBMITTED ON THIS FORM: N.L. HOLDSTEIN, SUPERVISOR (813) 866-4822

4. SIGNATURE OF OFFICIAL SUBMITTING REPORT:

03/10/94 JOHN SCARDINO, JR., VICE PRESIDENT AND CONTROLLER

5. DATE COMPLETED:

PURCHASE TYPE (e) DELIVERY LOCATION (f)

DELIVERY DATE (g)

TYPE OIL (h)

SULFUR CONTENT (%) (i)

BTU CONTENT (Btu/gal) (j)

VOLUME (Bbls) (k)

DELIVERED PRICE (\$/Bbl) (l)

LINE NO. (a)

PLANT NAME (b)

SUPPLIER NAME (c)

SHIPPING POINT (d)

- 19 SUWANNEE PEAKERS
- 20 STEUART FUEL TERMINAL
- 21 TURNER STEAM PLANT
- 22 TURNER PEAKERS
- 23 UNIVERSITY OF FLORIDA

NO DELIVERIES
NO DELIVERIES
NO DELIVERIES
NO DELIVERIES
BP OIL COMPANY

JACKSONVILLE, FL

MTC

FOB PLANT

01/94

FG2

0.02

137,064

716

\$22.9423

MONTHLY REPORT OF COST AND QUALITY OF FUEL OIL FOR ELECTRIC PLANTS
ORIGIN, VOLUME, DELIVERED PRICE AND AS RECEIVED QUALITY

1. REPORTING MONTH: Jan-94

3. NAME, TITLE & TELEPHONE NUMBER OF CONTACT PERSON CONCERNING DATA
SUBMITTED ON THIS FORM: N.L. HOLDSTEIN, SUPERVISOR (813) 866-4822

2. REPORTING COMPANY: FLORIDA POWER CORPORATION

4. SIGNATURE OF OFFICIAL SUBMITTING REPORT: 
JOHN SCARDINO, JR., VICE PRESIDENT AND CONTROLLER

5. DATE COMPLETED: 03/10/94

LINE NO. (a)	PLANT NAME (b)	SUPPLIER NAME (c)	SHIPPING POINT (d)	PURCHASE TYPE (e)	DELIVERY LOCATION (f)	DELIVERY DATE (g)	TYPE OIL (h)	SULFUR CONTENT (%) (i)	BTU CONTENT (Btu/gal) (j)	VOLUME (Bbls) (k)	DELIVERED PRICE (\$/Bbl) (l)
1	ANCLOTE	BP OIL COMPANY	TAMPA, FL	MTC	FOB PLANT	01/94	F02	0.14	139,483	5,724	\$21.7697
2	AVON PARK PEAKERS	NO DELIVERIES									
3	BARTOW	NO DELIVERIES									
4	BARTOW NORTH FUEL TERMINAL	ENJET INC.	HOUSTON, TEXAS	MTC	FOB TERMINAL	01/94	F06	2.44	151,205	238,065	\$11.7875
5	BARTOW PEAKERS	NO DELIVERIES									
6	BARTOW SOUTH FUEL TERMINAL	COASTAL FUELS MARKETING	PORT MANATEE, FLOF	MTC	FOB TERMINAL	01/94	F06	0.98	151,336	371,364	\$13.2496
7	BAYBORO PEAKERS	NO DELIVERIES									
8	CRYSTAL RIVER NORTH	BP OIL COMPANY	TAMPA, FL	MTC	FOB PLANT	01/94	F02	0.14	139,567	7,695	\$22.1364
9	CRYSTAL RIVER SOUTH	BP OIL COMPANY	TAMPA, FL	MTC	FOB PLANT	01/94	F02	0.13	139,417	3,824	\$22.4890
10	DEBARY PEAKERS	NO DELIVERIES									
11	HIGGINS STEAM PLANT	NO DELIVERIES									
12	HIGGINS PEAKERS	NO DELIVERIES									
13	INTERCESSION CITY PEAKERS	BP OIL COMPANY	TAMPA, FL	MTC	FOB PLANT	01/94	F02	0.08	138,445	20,786	\$23.4485
14	INTERCESSION CITY PEAKERS	BP OIL COMPANY	BP-TPA	MTC	FOB PLANT	01/94	F02	0.18	138,503	29,962	\$22.5037
15	CRYSTAL RIVER NUCLEAR PLANT	BP OIL COMPANY	TAMPA, FL	MTC	FOB PLANT	01/94	F02	0.15	139,713	179	\$21.3065
16	PORT SAINT JOE PEAKERS	NO DELIVERIES									
17	RIO PINAR PEAKERS	NO DELIVERIES									
18	SUWANNEE STEAM PLANT	NO DELIVERIES									

DOCUMENT NUMBER-DATE
02702 MAR 23 1994
FPSC-RECORDS/REPORTING

MONTHLY REPORT OF COST AND QUALITY OF FUEL OIL FOR ELECTRIC PLANTS
 ORIGIN, VOLUME, DELIVERED PRICE AND AS RECEIVED QUALITY

1. REPORTING MONTH: Jan-94
 2. REPORTING COMPANY: FLORIDA POWER CORPORATION

3. NAME, TITLE & TELEPHONE NUMBER OF CONTACT PERSON CONCERNING DATA
 SUBMITTED ON THIS FORM: N. L. HOLDSTERN SUPERVISOR (813) 236-1622

4. SIGNATURE OF OFFICIAL SUBMITTING REPORT: 
JOHN SCARDINO, JR., VICE PRESIDENT AND CONTROLLER

5. DATE COMPLETED: 03/10/94

LINE NO. (a)	PLANT NAME (b)	SUPPLIER NAME (c)	SHIPPING POINT (d)	PURCHASE TYPE (e)	DELIVERY LOCATION (f)	DELIVERY DATE (g)	TYPE OIL (h)	SULFUR CONTENT (%) (i)	BTU CONTENT (Btu/gal) (j)	VOLUME (Bbls) (k)	DELIVERED PRICE (\$/Bbl) (l)
19	SUWANNEE PEAKERS	NO DELIVERIES									
20	STUART FUEL TERMINAL	NO DELIVERIES									
21	TURNER STEAM PLANT	NO DELIVERIES									
22	TURNER PEAKERS	NO DELIVERIES									
23	UNIVERSITY OF FLORIDA	BP OIL COMPANY	JACKSONVILLE, FL	MTC	FOB PLANT	01/94	F02	0.02	137,064	716	\$22.9423

MONTHLY REPORT OF COST AND QUALITY OF FUEL OIL FOR ELECTRIC PLANTS
 DETAIL OF INVOICE AND TRANSPORTATION CHARGES

1. REPORTING MONTH: Jan 94
 2. REPORTING COMPANY: FLORIDA POWER CORPORATION

3. NAME, TITLE & TELEPHONE NUMBER OF CONTACT PERSON CONCERNING DATA
 SUBMITTED ON THIS FORM: N.L. HOLDSTEIN, SUPERVISOR (813) 866-4822
 4. SIGNATURE OF OFFICIAL SUBMITTING REPORT: [Signature]
JOHN SCARDINO, JR., VICE PRESIDENT AND CONTROLLER
 5. DATE COMPLETED: 03/10/94

LINE NO. (a)	PLANT NAME (b)	SUPPLIER NAME (c)	DELIVERY LOCATION (d)	DELIVERY DATE (e)	TYPE OIL (f)	VOLUME (Bbls) (g)	INVOICE PRICE (\$/Bbl) (h)	INVOICE AMOUNT (\$) (i)	DISCOUNT (\$) (j)	NET AMOUNT (\$) (k)	NET PRICE (\$/Bbl) (l)	QUALITY ADJUST (\$/Bbl) (m)	EFFECTIVE PURCHASE PRICE (\$/Bbl) (n)	TRANSPORT TO TERMINAL (\$/Bbl) (o)	ADDITIONAL TRANSPORT CHARGES (\$/Bbl) (p)	OTHER CHARGES (\$/Bbl) (q)	DELIVERED PRICE (\$/Bbl) (r)
19	SUWANNEE PEAKERS	NO DELIVERIES															
20	STEUART FUEL TERMINAL	NO DELIVERIES															
21	TURNER STEAM PLANT	NO DELIVERIES															
22	TURNER PEAKERS	NO DELIVERIES															
23	UNIVERSITY OF FLORIDA	BP OIL COMPANY	FOB PLANT	01/94	F02	716								\$0.0000			\$22.942

MONTHLY REPORT OF COST AND QUALITY OF COAL FOR ELECTRIC PLANTS
ORIGIN, TONNAGE, DELIVERED PRICE AND AS RECEIVED QUALITY







- 1. Report for: Mo. January Yr. 1994
- 2. Reporting Company: Florida Power Corporation
- 3. Plant Name: Transfer Facility IMT

4. Name, Title and Telephone Number of Contact Person Concerning Data Submitted on this Form
Delmar J. Clark Jr., Financial Analyst - Regulatory
(813) 824-6491

5. Signature of Official Submitting Report


Delmar J. Clark Jr., Financial Analyst - Regulatory

6. Date Completed: March 11, 1994

Line No.	Supplier Name	Mine Location	Purchase Type	Transportation Mode	Tons	Effective Purchase Price (\$/Ton)	Total Transportation Cost (\$/Ton)	F.O.B. Plant Price (\$/Ton)	As Received Coal Quality			
									Percent Sulfur (%)	Btu Content (Btu/lb)	Percent Ash (%)	Percent Moisture (%)
(a)	(b)	(c)	(d)	(e)	(f)	(g)	(h)	(i)	(j)	(k)	(l)	(m)
1.	A. T. Massey Coal Co.	08, Wv, 005	LTC	TR&B	13,684			\$42.89	0.67	12,365	9.76	6.63
2.	Consolidation Coal Sales	08, Ky, 119	LTC	TR&B	428			\$40.41	0.91	12,012	8.01	9.44
3.	Pen Coal Co.	08, Ky, 019	LTC	B	1,664			\$43.45	0.95	12,360	10.70	7.03

**MONTHLY REPORT OF COST AND QUALITY OF COAL FOR ELECTRIC PLANTS
ORIGIN, TONNAGE, DELIVERED PRICE AND AS RECEIVED QUALITY**

- 1. Report for: Mo. January Yr. 1994
- 2. Reporting Company: Florida Power Corporation
- 3. Plant Name: Crystal River 1 & 2

4. Name, Title and Telephone Number of Contact Person Concerning Data Submitted on this Form
Delmar J. Clark Jr., Financial Analyst - Regulatory
(813) 824-6491

5. Signature of Official Submitting Report


Delmar J. Clark Jr., Financial Analyst - Regulatory

6. Date Completed: March 11, 1994

Line No.	Supplier Name	Mine Location	Purchase Type	Transportation Mode	Tons	Effective Purchase Price (\$/Ton)	Total Transportation Cost (\$/Ton)	F.O.B. Plant Price (\$/Ton)	As Received Coal Quality			
									Percent Sulfur (%)	Btu Content (Btu/lb)	Percent Ash (%)	Percent Moisture (%)
(a)	(b)	(c)	(d)	(e)	(f)	(g)	(h)	(i)	(j)	(k)	(l)	(m)
1.	New Horizons Coal, Inc.	08,Ky,095	LTC	UR	58,381			\$43.15	1.10	12,130	11.40	6.94
2.	Consolidation Coal Sales	08,Ky,025	LTC	UR	28,093			\$40.54	0.91	12,012	8.01	9.44
3.	Kentucky May Coal Co.	08,Ky,025	LTC	UR	9,118			\$42.54	0.96	11,914	11.60	7.83
4.	Transfer Facility	N/A	LTC	OB	42,818			\$51.18	1.00	12,191	9.39	6.12

MONTHLY REPORT OF COST AND QUALITY OF COAL FOR ELECTRIC PLANTS
ORIGIN, TONNAGE, DELIVERED PRICE AND AS RECEIVED QUALITY


1. Report for: Mo. January Yr. 1994

2. Reporting Company: Florida Power Corporation

3. Plant Name: Crystal River 4 & 5

4. Name, Title and Telephone Number of Contact Person Concerning Data Submitted on this Form
Delmar J. Clark Jr., Financial Analyst - Regulatory
(813) 824-6491

5. Signature of Official Submitting Report


Delmar J. Clark Jr., Financial Analyst - Regulatory

6. Date Completed: March 11, 1994

Line No.	Supplier Name	Mine Location	Purchase Type	Transportation Mode	Tons	Effective Purchase Price (\$/Ton)	Total Transportation Cost (\$/Ton)	F.O.B. Plant Price (\$/Ton)	As Received Coal Quality			
									Percent Sulfur (%)	Btu Content (Btu/lb)	Percent Ash (%)	Percent Moisture (%)
(a)	(b)	(c)	(d)	(e)	(f)	(g)	(h)	(i)	(j)	(k)	(l)	(m)
1.	Powell Mtn. Joint Venture	08,Va.105	LTC	UR	29,334			\$53.63	0.70	12,412	9.33	7.42
2.	Golden Oak Mining Co.	08,Ky.133	LTC	UR	97,553			\$45.17	0.69	12,871	7.15	7.05
3.	Franklin Coal Sales	08,Ky.195	LTC	UR	37,706			\$42.49	0.64	12,944	7.46	7.35
4.	Transfer Facility	N/A	LTC	OB	99,723			\$50.15	0.68	12,452	9.28	6.66

MONTHLY REPORT OF COST AND QUALITY OF COAL FOR ELECTRIC PLANTS

ORIGIN, TONNAGE, DELIVERED PRICE AND AS RECEIVED QUALITY

1. Report for: Mo. January Yr. 1994

2. Reporting Company: Florida Power Corporation

3. Plant Name: Transfer Facility IMT

4. Name, Title and Telephone Number of Contact
 Person Concerning Data Submitted on this Form
 Delmar J. Clark Jr., Financial Analyst - Regulatory
 (813) 824-6491

5. Signature of Official Submitting Report

Delmar J. Clark Jr.
 Delmar J. Clark Jr., Financial Analyst - Regulatory

6. Date Completed: March 11, 1994

Line No.	Supplier Name	Mine Location	Purchase Type	Tons	F.O.B. Mine Price (\$/Ton)	Short Haul & Loading Charges (\$/Ton)	Original Invoice Price (\$/Ton)	Retro-active Price Increases (\$/Ton)	Base Price (\$/Ton)	Quality Adjustments (\$/Ton)	Effective Purchase Price (\$/Ton)
(a)	(b)	(c)	(d)	(e)	(f)	(g)	(h)	(i)	(j)	(k)	(l)
1.	A. T. Massey Coal Co.	08, Wv, 005	LTC	13,684	█	\$0.00	█	\$0.00	█	\$0.00	█
2.	Consolidation Coal Sales	06, Ky, 119	LTC	428	█	\$0.00	█	\$0.00	█	\$0.00	█
3.	Pen Coal Co.	08, Ky, 019	LTC	1,664	█	\$0.00	█	\$0.00	█	\$0.00	█

MONTHLY REPORT OF COST AND QUALITY OF COAL FOR ELECTRIC PLANTS
ORIGIN, TONNAGE, DELIVERED PRICE AND AS RECEIVED QUALITY


1. Report for: Mo. January Yr. 1994

2. Reporting Company: Florida Power Corporation

3. Plant Name: Crystal River 1 & 2

4. Name, Title and Telephone Number of Contact Person Concerning Data Submitted on this Form
Delmar J. Clark Jr., Financial Analyst - Regulatory
(813) 824-6491

5. Signature of Official Submitting Report


Delmar J. Clark Jr., Financial Analyst - Regulatory

6. Date Completed: March 11, 1994

Line No.	Supplier Name	Mine Location	Purchase Type	Tons	F.O.B. Mine Price (\$/Ton)	Short Haul & Loading Charges (\$/Ton)	Original Invoice Price (\$/Ton)	Retro-active Price Increases (\$/Ton)	Base Price (\$/Ton)	Quality Adjustments (\$/Ton)	Effective Purchase Price (\$/Ton)
(a)	(b)	(c)	(d)	(e)	(f)	(g)	(h)	(i)	(j)	(k)	(l)
1.	New Horizons Coal, Inc.	08,Ky,095	LTC	58,381		\$0.00		\$0.00		\$0.00	
2.	Consolidation Coal Sales	08,Ky,025	LTC	28,093		\$0.00		\$0.00		\$0.00	
3.	Kentucky May Coal Co.	08,Ky,025	LTC	9,118		\$0.00		\$0.00		\$0.00	
4.	Transfer Facility	N/A	LTC	42,818		\$0.00		N/A		N/A	

MONTHLY REPORT OF COST AND QUALITY OF COAL FOR ELECTRIC PLANTS
ORIGIN, TONNAGE, DELIVERED PRICE AND A\$ RECEIVED QUALITY

1. Report for: Mo. January Yr. 1994

2. Reporting Company: Florida Power Corporation

3. Plant Name: Crystal River 4 & 5

4. Name, Title and Telephone Number of Contact
Person Concerning Data Submitted on this Form
Delmar J. Clark Jr., Financial Analyst - Regulatory
(813) 824-6491

5. Signature of Official Submitting Report

Delmar J. Clark Jr.
Delmar J. Clark Jr., Financial Analyst - Regulatory

6. Date Completed: March 11, 1994

Line No.	Supplier Name	Mine Location	Purchase Type	Tons	F.O.B. Mine Price (\$/Ton)	Short Haul & Loading Charges (\$/Ton)	Original Invoice Price (\$/Ton)	Retro-active Price Increases (\$/Ton)	Base Price (\$/Ton)	Quality Adjustments (\$/Ton)	Effective Purchase Price (\$/Ton)
(a)	(b)	(c)	(d)	(e)	(f)	(g)	(h)	(i)	(j)	(k)	(l)
1.	Porwin Mtn. Joint Venture	08, Va. 105	LTC	29,334		\$0.00		\$0.00		\$0.00	
2.	Golden Oak Mining Co.	08, Ky. 133	LTC	97,553		\$0.00		\$0.00		\$0.00	
3.	Franklin Coal Sales	08, Ky. 195	LTC	37,706		\$0.00		\$0.00		\$0.00	
4.	Transfer Facility	N/A	LTC	99,723		\$0.00		N/A		N/A	

MONTHLY REPORT OF COST AND QUALITY OF COAL FOR ELECTRIC PLANTS

ORIGIN, TONNAGE, DELIVERED PRICE AND AS RECEIVED QUALITY

1. Report For: Mo. January Yr. 1994

2. Reporting Company: Florida Power Corporation

3. Plant Name: Transfer Facility IMT

4. Name, Title and Telephone Number of Contact Person Concerning Data Submitted on this Form
 Delmar J. Clark Jr., Financial Analyst - Regulatory
 (813) 824-6491

5. Signature of Official Submitting Report

Delmar J. Clark Jr.
 Delmar J. Clark Jr., Financial Analyst - Regulatory

6. Date Completed: March 11, 1994

Line No.	Supplier Name	Mine Location	Shipping Point	Transportation Mode	Tons	Effective Purchase Price (\$/Ton)	Additional Shorthaul & Loading Charges (\$/Ton)	Rail Rate (\$/Ton)	Other Rail Charges (\$/Ton)	River Barge Rate (\$/Ton)	Trans-loading Rate (\$/Ton)	Ocean Barge Rate (\$/Ton)	Other Water Charges (\$/Ton)	Other Related Charges (\$/Ton)	Transportation Charges (\$/Ton)	F.O.B. Plant Price
																(\$/Ton)
(a)	(b)	(c)	(d)	(e)	(f)	(g)	(h)	(i)	(j)	(k)	(l)	(m)	(n)	(o)	(p)	(q)
1.	A. T. Massey Coal Co.	08, Wv, 005	Boone, Wv	TR&B	13,684		N/A	N/A	N/A	N/A	N/A	N/A	N/A	N/A		\$42.89
2.	Consolidation Coal Sales	08, Ky, 1191	Kittling Ky	TR&B	426		N/A	N/A	N/A	N/A	N/A	N/A	N/A	N/A		\$40.41
3.	Pen Coal Co.	06, Ky, 010	Boyd, Ky	B	1,664		N/A	N/A	N/A	N/A	N/A	N/A	N/A	N/A		\$43.45

MONTHLY REPORT OF COST AND QUALITY OF COAL FOR ELECTRIC PLANTS
ORIGIN, TONNAGE, DELIVERED PRICE AND AS RECEIVED QUALITY

1. Report For: Mo. January Yr. 1994

2. Reporting Company: Florida Power Corporation

3. Plant Name: Crystal River 1 & 2

4. Name, Title and Telephone Number of Contact
Person Concerning Data Submitted on this Form
Delmar J. Clark Jr., Financial Analyst - Regulatory
(813) 824-6491

5. Signature of Official Submitting Report

Delmar J. Clark Jr.
Delmar J. Clark Jr., Financial Analyst - Regulatory

6. Date Completed: March 11, 1994

Line No.	Supplier Name	Mine Location	Shipping Point	Transportation Mode	Tons	Effective Purchase Price (\$/Ton)	Additional Shorthaul & Loading Charges (\$/Ton)	Rail Rate (\$/Ton)	Other Rail Charges (\$/Ton)	River Barge Rate (\$/Ton)	Trans-loading Rate (\$/Ton)	Ocean Barge Rate (\$/Ton)	Other Water Charges (\$/Ton)	Other Related Charges (\$/Ton)	Transportation Charges (\$/Ton)	F.O.B.
																Plant Price (\$/Ton)
(a)	(b)	(c)	(d)	(e)	(f)	(g)	(h)	(i)	(j)	(k)	(l)	(m)	(n)	(o)	(p)	(q)
1.	New Horizons Coal, Inc.	08,Ky,095	Harlan, Ky	UR	58,381		\$0.00			N/A	N/A	N/A	\$0.00	\$0.00		\$43.15
2.	Consolidation Coal Sales	08,Ky,025	Breathitt, Ky	UR	28,093		\$0.00			N/A	N/A	N/A	\$0.00	\$0.00		\$40.54
3.	Kentucky May Coal Co.	08,Ky,025	Breathitt, Ky	UR	9,118		\$0.00			N/A	N/A	N/A	\$0.00	\$0.00		\$42.54
4.	Transfer Facility	N/A	Plaquemines Parrish, La	OB	42,918		\$0.00	N/A	N/A	N/A	N/A		\$0.00	\$0.00		\$51.18

MONTHLY REPORT OF COST AND QUALITY OF COAL FOR ELECTRIC PLANTS
ORIGIN, TONNAGE, DELIVERED PRICE AND AS RECEIVED QUALITY

1. Report For: Mo. January Yr. 1994

2. Reporting Company: Florida Power Corporation

3. Plant Name: Crystal River 4 & 5

4. Name, Title and Telephone Number of Contact
Person Concerning Data Submitted on this Form
Delmar J. Clark Jr., Financial Analyst - Regulatory
(813) 824-6491

5. Signature of Official Submitting Report


Delmar J. Clark Jr., Financial Analyst - Regulatory

6. Date Completed: March 11, 1994

Line No.	Supplier Name	Mine Location	Shipping Point	Transportation Mode	Tons	Effective Purchase Price (\$/Ton)	Additional Shorthaul & Loading Charges (\$/Ton)	Rail Rate (\$/Ton)	Other Rail Charges (\$/Ton)	River Barge Rate (\$/Ton)	Trans-loading Rate (\$/Ton)	Ocean Barge Rate (\$/Ton)	Other Water Charges (\$/Ton)	Other Related Charges (\$/Ton)	Transportation Charges (\$/Ton)	F.O.B. Plant Price (\$/Ton)
1.	Powell Mtn. Joint Venture	08, Va, 105	Lee, Va	UR	29,334		\$0.00			N/A	N/A	N/A	\$0.00	\$0.00		\$53.63
2.	Golden Oak Mining Co.	08, Ky, 133	Letcher, Ky	UR	97,553		\$0.00			N/A	N/A	N/A	\$0.00	\$0.00		\$45.17
3.	Franklin Coal Sales	08, Ky, 195	Pike, Ky	UR	37,706		\$0.00			N/A	N/A	N/A	\$0.00	\$0.00		\$42.49
4.	Transfer Facility	N/A	Plaquemines Parrish, La	OB	99,723		\$0.00	N/A	N/A	N/A	N/A		\$0.00	\$0.00		\$50.15

MONTHLY REPORT OF COST AND QUALITY OF COAL FOR ELECTRIC PLANTS

REPORT OF ADJUSTMENTS TO PREVIOUS COAL DELIVERIES

- 1. Report For: Mo. January Yr. 1994
- 2. Reporting Company: Florida Power Corporation
- 3. Plant Name: Transfer Facility IMT

4. Name, Title and Telephone Number of Contact Person Concerning Data Submitted on this Form
 Delmar J. Clark Jr., Financial Analyst - Regulatory
 (813) 824-6491

5. Signature of Official Submitting Report


 Delmar J. Clark Jr., Financial Analyst - Regulatory

6. Date Completed: March 11, 1994

Line No.	Month Reported	Form Plant Name	Intended Generating Plant	Supplier	Original Line Number	Old Volume (tons)	Form No.	Column Title	Old Value	New Value	New F.O.B. Plant Price	Reason for Revision
									(j)	(k)	(l)	
(a)	(b)	(c)	(d)	(e)	(f)	(g)	(h)	(i)	(j)	(k)	(l)	(m)
1.	05/93	Crystal River 4&5	Crystal River 4&5	A. T. Massey Coal Co.	1	20,539	2A	(k) Quality Adjustment			\$42.95	Quality Adjustment
2.	05/93	Crystal River 4&5	Crystal River 4&5	A. T. Massey Coal Co.	2	11,930	2A	(k) Quality Adjustment			\$42.59	Quality Adjustment
3.	06/93	Crystal River 4&5	Crystal River 4&5	A. T. Massey Coal Co.	1	18,931	2A	(k) Quality Adjustment			\$43.04	Quality Adjustment
4.	06/93	Crystal River 4&5	Crystal River 4&5	A. T. Massey Coal Co.	2	19,299	2A	(k) Quality Adjustment			\$42.81	Quality Adjustment
5.	06/93	Crystal River 4&5	Crystal River 4&5	A. T. Massey Coal Co.	3	18,072	2A	(k) Quality Adjustment			\$42.81	Quality Adjustment
6.	08/93	Crystal River 4&5	Crystal River 4&5	A. T. Massey Coal Co.	1	18,177	2A	(k) Quality Adjustment			\$43.01	Quality Adjustment
7.	08/93	Crystal River 4&5	Crystal River 4&5	A. T. Massey Coal Co.	2	20,398	2A	(k) Quality Adjustment			\$42.86	Quality Adjustment
8.	08/93	Crystal River 4&5	Crystal River 4&5	A. T. Massey Coal Co.	3	11,012	2A	(k) Quality Adjustment			\$42.76	Quality Adjustment
9.	09/93	Crystal River 4&5	Crystal River 4&5	A. T. Massey Coal Co.	1	18,882	2A	(k) Quality Adjustment			\$43.11	Quality Adjustment
10.	09/93	Crystal River 4&5	Crystal River 4&5	A. T. Massey Coal Co.	2	18,895	2A	(k) Quality Adjustment			\$42.81	Quality Adjustment
11.	09/93	Crystal River 4&5	Crystal River 4&5	A. T. Massey Coal Co.	3	11,697	2A	(k) Quality Adjustment			\$42.87	Quality Adjustment
12.	10/93	Crystal River 4&5	Crystal River 4&5	A. T. Massey Coal Co.	1	23,756	2A	(k) Quality Adjustment			\$42.85	Quality Adjustment

MONTHLY REPORT OF COST AND QUALITY OF COAL FOR ELECTRIC PLANTS

REPORT OF ADJUSTMENTS TO PREVIOUS COAL DELIVERIES

1. Report For: Mo. January Yr. 1994

2. Reporting Company: Florida Power Corporation

3. Plant Name: Transfer Facility IMT

4. Name, Title and Telephone Number of Contact Person Concerning Data Submitted on this Form
 Delmar J. Clark Jr., Financial Analyst-Regulatory
 (813) 824-6491

5. Signature of Official Submitting Report

Delmar J. Clark Jr.
 Delmar J. Clark Jr., Financial Analyst-Regulatory

6. Date Completed: March 11, 1994

Line No.	Month Reported	Form Plant Name	Intended Generating Plant	Supplier	Original Line Number	Old Volume (tons)	Form No.	Column Title	New F.O.B.		Reason for Revision	
									Old Value	New Value		
(a)	(b)	(c)	(d)	(e)	(f)	(g)	(h)	(i)	(j)	(k)	(l)	(m)
13.	10/93	Crystal River 4&5	Crystal River 4&5	A. T. Massey Coal Co.	2	19,794	2A	(k) Quality Adjustment			\$42.85	Quality Adjustment
14.	10/93	Crystal River 4&5	Crystal River 4&5	A. T. Massey Coal Co.	3	12,872	2A	(k) Quality Adjustment			\$42.85	Quality Adjustment
15.	11/93	Crystal River 4&5	Crystal River 4&5	A. T. Massey Coal Co.	1	19,694	2A	(k) Quality Adjustment			\$42.71	Quality Adjustment
16.	11/93	Crystal River 4&5	Crystal River 4&5	A. T. Massey Coal Co.	2	21,055	2A	(k) Quality Adjustment			\$42.71	Quality Adjustment
17.	11/93	Crystal River 4&5	Crystal River 4&5	A. T. Massey Coal Co.	3	3,351	2A	(k) Quality Adjustment			\$42.71	Quality Adjustment
18.	12/93	Crystal River 4&5	Crystal River 4&5	A. T. Massey Coal Co.	1	21,279	2A	(k) Quality Adjustment			\$42.81	Quality Adjustment
19.	12/93	Crystal River 4&5	Crystal River 4&5	A. T. Massey Coal Co.	2	20,224	2A	(k) Quality Adjustment			\$42.81	Quality Adjustment
20.	12/93	Crystal River 4&5	Crystal River 4&5	A. T. Massey Coal Co.	3	5,303	2A	(k) Quality Adjustment			\$42.81	Quality Adjustment
21.	12/93	Crystal River 4&5	Crystal River 4&5	A. T. Massey Coal Co.	4	1,791	2A	(k) Quality Adjustment			\$42.81	Quality Adjustment
22.	11/93	Crystal River 4&5	Crystal River 4&5	Franklin Coal Sales	7	8,634	2A	(k) Quality Adjustment			\$42.70	Quality Adjustment
23.	12/93	Crystal River 4&5	Crystal River 4&5	Franklin Coal Sales	6	8,833	2A	(k) Quality Adjustment			\$43.05	Quality Adjustment
24.	10/93	Crystal River 1&2	Crystal River 1&2	Consolidation Coal Sales	6	8,017	2A	(k) Quality Adjustment			\$40.35	Quality Adjustment

MONTHLY REPORT OF COST AND QUALITY OF COAL FOR ELECTRIC PLANTS
 REPORT OF ADJUSTMENTS TO PREVIOUS COAL DELIVERIES



- 1. Report For: Mo. January Yr. 1994
- 2. Reporting Company: Florida Power Corporation
- 3. Plant Name: Transfer Facility TTI Systems, Inc.

4. Name, Title and Telephone Number of Contact Person Concerning Data Submitted on this Form
 Delmar J. Clark Jr., Financial Analyst -- Regulatory
 (813) 824-6491

5. Signature of Official Submitting Report


 Delmar J. Clark Jr., Financial Analyst -- Regulatory

6. Date Completed: March 11, 1994

Line No.	Month Reported	Form Plant Name	Intended Generating Plant	Supplier	Original Line Number	Old Volume (tons)	Form No.	Column Title	Old Value	New Value	New F.O.B. Plant Price	Reason for Revision
(a)	(b)	(c)	(d)	(e)	(f)	(g)	(h)	(i)	(j)	(k)	(l)	(m)
1.	06/93	Crystal River 4&5	Crystal River 4&5	Franklin Coal Sales	3	17,826	2A	(k) Quality Adjustment			\$33.57	Quality Adjustment

MONTHLY REPORT OF COST AND QUALITY OF COAL FOR ELECTRIC PLANTS
REPORT OF ADJUSTMENTS TO PREVIOUS COAL DELIVERIES

1. Report For: Mo. January Yr. 1994

2. Reporting Company: Florida Power Corporation







3. Plant Name: Crystal River 1 & 2

4. Name, Title and Telephone Number of Contact
Person Concerning Data Submitted on this Form
Delmar J. Clark Jr., Financial Analyst - Regulatory
(813) 824-15491

5. Signature of Official Submitting Report


Delmar J. Clark Jr., Financial Analyst - Regulatory

6. Date Completed: March 11, 1994

Line No.	Month Reported	Form Plant Name	Intended Generating Plant	Supplier	Original Line Number	Old Volume (tons)	Form No.	Column Title	Old Value	New Value	New F.O.B.	Reason for Revision
											Plant Price	
(a)	(b)	(c)	(d)	(e)	(f)	(g)	(h)	(i)	(j)	(k)	(l)	(m)
1.	1/2/93	Crystal River 1&2	Crystal River 1&2	New Horizons Coal, Inc.	1.	76,507	2A	(f) FOB Mine Price			\$43.39	Revised FOB Mine Price
2.	1/1/93	Crystal River 1&2	Crystal River 1&2	Franklin Coal Sales	4	9,500	2A	(k) Quality Adjustment			\$45.35	Quality Adjustment
3.	1/0/93	Crystal River 1&2	Crystal River 1&2	Consolidation Coal Sales	2	19,201	2A	(k) Quality Adjustment			\$46.96	Quality Adjustment

MONTHLY REPORT OF COST AND QUALITY OF COAL FOR ELECTRIC PLANTS
REPORT OF ADJUSTMENTS TO PREVIOUS COAL DELIVERIES

1. Report For: Mo. January Yr. 1994

2. Reporting Company: Florida Power Corporation

3. Plant Name: Crystal River 4 & 5

4. Name, Title and Telephone Number of Contact Person Concerning Data Submitted on this Form
Delmar J. Clark Jr., Financial Analyst - Regulatory
(813) 824-6491

5. Signature of Official Submitting Report

Delmar J. Clark Jr.
Delmar J. Clark Jr., Financial Analyst - Regulatory

6. Date Completed: March 11, 1994

Line No.	Month Reported	Form Plant Name	Intended Generating Plant	Supplier	Original Line Number	Old Volume (tons)	Form No.	Column Title	Old Value	New Value	New F.O.B. Plant Price	Reason for Revision
(a)	(b)	(c)	(d)	(e)	(f)	(g)	(h)	(i)	(j)	(k)	(l)	(m)
1.	06/93	Crystal River 4&5	Crystal River 4&5	Franklin Coal Sales	3	9,694	2A	(k) Quality Adjustment			\$43.02	Quality Adjustment
2.	11/93	Crystal River 4&5	Crystal River 4&5	Franklin Coal Sales	3	9,584	2A	(k) Quality Adjustment			\$43.33	Quality Adjustment
3.	12/93	Crystal River 4&5	Crystal River 4&5	Franklin Coal Sales	3	19,327	2A	(k) Quality Adjustment			\$43.32	Quality Adjustment
4.	12/93	Crystal River 4&5	Crystal River 4&5	Golden Oak Mining Co.	2	55,732	2A	(k) Quality Adjustment			\$44.59	Quality Adjustment