

ANDREW B. JACKSON

Attorney at Law
150 NORTH COMMERCE AVENUE
SEBRING, FLORIDA 33870

Mailing Address
P.O. Box 2025
Sebring, FL 33871

August 29, 1995

Telephone
(813) 382-3686
Fax # (813) 382-1509

VIA FEDERAL EXPRESS

Ms. Blanca S. Bayo
Division of Records and Reporting
Florida Public Service Commission
101 East Gaines Street
Tallahassee, Florida 32399-0870


Re: Joint Petition for Approval of Territorial
Agreement between Lee County Electric
Cooperative, Inc. and Glades Electric
Cooperative, Inc., a rural electric
cooperative.
Docket No: 951028-EC
Submitted for Filing:

Dear Ms. Bayo:

Enclosed for filing, please find an original Joint Petition
and Agreement with attached exhibits between Lee County Electric
Cooperative, Inc. and Glades Electric Cooperative, Inc.

Please acknowledge your receipt of the above filing on the
enclosed copy of this letter and return to the undersigned.
Thank you for your assistance.

Sincerely,


Andrew B. Jackson

ABJ/cb
enclosures

RECEIVED & FILED


FPSC-BUREAU OF RECORDS

DOCUMENT NUMBER-DATE

08454 AUG 30 1995

FPSC-RECORDS/REPORTING

BEFORE THE FLORIDA PUBLIC SERVICE COMMISSION

In re: Joint Petition for Approval
of Territorial Agreement.
Lee County Electric Cooperative, Inc.
and Glades Electric Cooperative, Inc.,
a rural electric cooperative

Docket No: 957028-EE
Submitted for Filing:

**JOINT PETITION FOR
APPROVAL OF TERRITORIAL AGREEMENT**

Lee County Electric Cooperative, Inc., ("LECE") and Glades
Electric Cooperative, Inc., ("GEC") jointly petition the
Commission for approval of a territorial agreement dated
July 20, 1995 ("the Agreement"), entered into by and
between LECE and GEC, and in support thereof, say:

1. LECE and GEC are Commission-regulated electric
utilities. LECE's principal place of business is located in Ft.
Myers, Florida and GEC's principal place of business is located
in Moore Haven, Florida.

2. All notices and pleadings in this matter should be
served upon the following:

FOR LEE COUNTY ELECTRIC COOPERATIVE

John A. Noland
Attorney for Lee County Electric
Cooperative, Inc.
Post Office Box 280
Fort Myers, FL 33902-0280

Pamela M. May
Executive Vice President
Lee County Electric Cooperative, Inc.
Post Office Box 3455
North Ft. Myers, FL 33918-3455

FOR GLADES ELECTRIC COOPERATIVE, INC.

Andrew B. Jackson
Attorney for Peace River Electric
Cooperative, Inc.
Post Office Box 2025
Sebring, Florida 33871

Jim Higgenbotham
General Manager
Glades Electric
Cooperative, Inc.
P.O. Box 519
Moore Haven, Florida 33471

3. On July 20, 1995 LECE and GEC entered
into an Agreement in an effort to more accurately define the
parties' respective retail service areas which are contiguous in
many places. Such Agreement provides expressly that it

contingent upon subsequent approval of the Florida Public Service Commission.

4. The Agreement addressed in this petition represents the continued effort by the parties to minimize costs to their respective customers by avoiding unnecessary duplications of generation, transmission and distribution facilities. Toward that end, the parties have established the territorial boundary line described in the Agreement to delineate their respective retail territorial areas, subject to the approval of the Commission.

5. The Commission is authorized by Section 366.04(2)(d), Fla. Stat., to approve and enforce territorial agreements by and between electric utilities. The Commission has promulgated Fla. Admin. Code Rule 25-6.0440 to implement this authority. The Commission has often recognized the wisdom of such agreements, and has held that such agreements, when properly presented to the Commission, are advisable in proper circumstances, and, indeed, in the public interest.

6. There are certain geographic areas where the parties more recently have had some concern as to which of them should provide electric service to customers requesting such service. These areas are addressed in detail in the proposed Agreement. LECE and GEC have discussed the provision of service to these areas and have reached tentative agreement, again subject to the approval of this Commission, as to which of the two utilities would be the most appropriate to serve the areas in question. Attached hereto as Exhibit "A" is a copy of the Agreement dated July 20, 1995, which embodies the tentative agreement reached between the parties.

Effect on Existing Customers

7. Attached to the Agreement as Exhibit 1 is a map defining the territorial boundaries which the parties seek to have the Commission approve in this proceeding.

8. Exhibit 2 of the Agreement identifies 74 customer accounts of GEC which are to be transferred to LECE pursuant to the Agreement.

9. Exhibit 3 of the Agreement identifies GEC's facilities to be transferred to LECE.


Effect on Service

10. There is no reasonable likelihood that the Agreement will cause a decrease in the reliability of electric service to the existing or future ratepayers of LECE or GEC. The parties believe the provisions of the tentative Agreement will help avoid future uneconomic duplications of facilities and prevent disputes and uncertainties.


11. Both parties believe that Commission approval of the Agreement would be consistent with the criteria set forth in Section 366.04 of Fla. Stat., and would complement the objectives of assuring an adequate and reliable source of energy in Florida and avoiding uneconomic duplications of generation, transmission and distribution facilities.

WHEREFORE, LECE and GEC urge that the Commission enter its order approving the Agreement attached hereto as Exhibit "A".

DATED this 20th day of July, 1995.



John A. Noland
Attorney for Lee County Electric
Cooperative, Inc.
Post Office Box 280
Fort Myers, Florida 33902-0280



Andrew B. Jackson
Attorney for Glades
Electric Cooperative, Inc.
Post Office Box 2025
Sebring, Florida 33871

AGREEMENT

Section 0.1: THIS AGREEMENT, made and entered into this 20th day of July, 1995 by and between LEE COUNTY ELECTRIC COOPERATIVE, INC., (herein called "LCEC"), and GLADES ELECTRIC COOPERATIVE, INC. (herein called "GEC") each of which are corporations organized and existing under the laws of the State of Florida and electrical utilities as defined in, and whose retail service territories are subject to regulation pursuant to Chapter 366, Florida Statutes and which corporations are herein collectively called the "Parties";

WITNESSETH:

Section 0.2: WHEREAS, LCEC and GEC, by virtue of Chapter 425, Florida Statutes, and the Charters issued to them thereunder, are authorized and empowered to furnish electricity and power to their members, governmental agencies and political subdivisions, and to other persons, as defined by the laws of Florida, and pursuant to such authority, presently furnish electricity and power to members and customers in areas of Southwest Florida; and

Section 0.3: WHEREAS, the respective areas of service of the Parties are contiguous in many places, and the Parties seek to minimize costs to their respective rate payers by avoiding duplication of transmission and distribution facilities; and

Section 0.4 . WHEREAS, the Florida Public Service Commission (herein called the "Commission"), has previously recognized that any such duplication of facilities results in needless and wasteful expenditures and may create hazardous situations, both being detrimental to the public interest; and

Section 0.5: WHEREAS, the Parties desire to continue to avoid and eliminate the circumstances giving rise to potential

duplication of facilities and hazardous situations, and in furtherance of such desire have established Territorial Boundary Lines to delineate their respective retail Territorial Areas, subject to the approval of the Commission; and

Section 0.6: WHEREAS, the Commission is empowered by Section 366.04(2)(d), Florida Statutes, to approve territorial agreements and resolve territorial disputes between rural electric cooperatives under its jurisdiction, has often recognized the wisdom of such territorial agreements, and has held that such agreements, when properly presented to the Commission, are advisable in proper circumstances, and, indeed, in the public interest;

Section 0.7: NOW, THEREFORE, in consideration of the premises aforesaid and the mutual covenants and agreements herein set forth the Parties hereby agree as follows:

ARTICLE I

DEFINITIONS

Section 1.1: Territorial Boundary Line. As used herein, the term "Territorial Boundary Line" shall mean the boundary lines which circumscribe the geographic areas shown on the map attached hereto as Exhibit "1", which differentiate and divide the GEC Territorial Area from the LCEC Territorial Area.

Section 1.2: GLADES ELECTRIC COOPERATIVE, INC. Territorial Area. As used herein, the term "GEC Territorial Area" shall mean the geographic area shown on composite Exhibit "1" and designated Glades Electric Co-op.

Section 1.3: LEE COUNTY ELECTRIC COOPERATIVE, INC. Territorial Area. As used herein, the term "LCEC Territorial Area" shall mean the geographic area shown on composite Exhibit "1" and designated Lee County Electric Co-op.

Section 1.4. Transmission Line. As used herein, the term "Transmission Line" shall mean any Transmission Line of either party having a rating of 69 kV or greater.

Section 1.5: Distribution Line. As used herein, the term "Distribution Line" shall mean any Distribution Line of either party having a rating of up to, but not including 69 kV.

Section 1.6. New Customer. As used herein, the term "New Customer" shall mean any person that applies to either GEC or LCEC for retail electric service after the effective date of this Agreement.

Section 1.7. End-Use. As used in this agreement, the term "end use" means the use of electric energy by a customer at a geographic location where the electric energy is ultimately consumed.

Section 1.8. End-Use Facilities. As used in this agreement, the term "end-use facilities" means those facilities at a geographic location where the electric energy used by a customer is ultimately consumed.

ARTICLE II

AREA ALLOCATIONS AND NEW CUSTOMERS

Section 2.1: Territorial Allocations. Except as otherwise specifically provided herein, during the term of this Agreement GEC shall have the exclusive authority to furnish retail electric service for end-use within the GEC Territorial Area and LCEC shall have the exclusive authority to furnish retail electric service for end-use within the LCEC Territorial Area.

Section 2.2: Service to New Customers. The Parties agree that neither of them will knowingly serve or attempt to serve any new customer whose end-use facilities are located within the Territorial Area of the other party, except as specifically

provided in this section of this Agreement.

The Parties recognize that in exceptional circumstances, economic constraints or good engineering practices may indicate that a customer's end-use facilities either cannot or should not be immediately served by the Party in whose Territorial Area the customer's end-use facilities are located. In such instances, upon written request by the party in whose Territorial Area the end-use facilities are located, to the other party, the other party may agree in writing to temporarily provide service to such customer's end-use facilities.

Subject to the exceptions for temporarily providing service provided for in the immediately preceding paragraph, in the event that new customer or prospective new customer requests or applies for service from either party to be provided to end-use facilities located in the Territorial Area of the other party, the party receiving such a request or application shall refer the new customer or prospective new customer to the other party with citation to this Agreement as approved by the Commission.

ARTICLE III

OPERATION AND MAINTENANCE

Section 3.1: Facilities to Remain. Except as expressly provided herein, a generating plant, transmission line, substation, distribution line or related facility now or hereafter constructed or used by either party in conjunction with its electric utility system, which is directly or indirectly used and useful in service to its customers by either of the Parties, shall be allowed to remain where situated and shall not be subject to removal or transfer hereunder; provided, however, that each party shall operate and maintain all such plants, lines, substations or facilities in such a manner as to minimize any

interference with the operations of the other party.

Section 3.2: TRANSFER OF FACILITIES & CUSTOMERS. In order to initially establish the territorial boundary line between the territorial areas of LECO and GEC, GEC agrees to transfer certain electrical facilities and customers. A summary of the number and class of customers of GEC to be transferred under the terms of this agreement is identified as Exhibit 2 and attached as a part of this agreement. A summary of the electrical facilities of GEC with values established by mutual agreement of the two parties is attached, made a part of this agreement, and identified as Exhibit 3. Upon the execution of this agreement and its subsequent approval by the Florida Public Service Commission and the Rural Utilities Service as provided for in Article V below, LCEC agrees to pay GEC Forty Thousand, Six Hundred Seventy One Dollars (\$40,671.00).

In order to insure that all customers who are to be transferred from GEC to LCEC will be fully informed prior to any such transfer a representative of LECO and a representative of GEC shall contact each such customer and explain fully any changes affecting the customer.

ARTICLE IV

PREREQUISITE APPROVAL

Section 4.1: Commission Approval. The provisions and the Parties' performance of this Agreement are subject to the regulatory authority of the Commission, and appropriate approval by that body of the provision of this Agreement shall be an absolute prerequisite to the validity, enforceability, and applicability hereof. This Agreement shall have no effect whatsoever until that approval has been obtained, and the date of the Commission's order, if any, granting initial Commission

approval of this Agreement shall be deemed to be the effective date of this Agreement. Any proposed modification to this Agreement shall be submitted to the Commission for approval. In addition, the Parties agree to jointly petition the Commission to resolve any dispute concerning the provisions of this Agreement or the Parties' performance of this Agreement.

Section 4.2: Rural Utilities Service Approval. The transfer of electrical facilities by GEC to LCEC as provided in Article IV, paragraph 4 above is subject to the approval of the Rural Utilities Service, United States Department of Agriculture and the National Rural Utilities Cooperative Financing Corporation. The appropriate approval by the Rural Utilities Service, United States Department of Agriculture and the National Rural Utilities Cooperative Financing Corporation shall be a prerequisite to the payment by LCEC for the facilities and the transfer of such facilities to LCEC by GEC.

Section 4.3: No Liability in the Event of Disapproval. In the event approval of this Agreement pursuant to Section 4.1 hereof is not obtained, neither party will have any cause of action against the other arising under this document or on account of such nonattainment of approval.

ARTICLE V

DURATION

Section 5.1: This Agreement shall continue and remain in effect for a period of twenty five (25) years from the date of the Florida Public Service Commission's initial Order approving this Agreement, and shall be automatically renewed for additional twenty five (25) year periods unless either party gives written notice to the other of its intent not to renew at least six (6) months prior to the expiration of any twenty five (25) year

period; provided, however, that each such renewal of this Agreement shall require prerequisite approval of the Commission with the same effect as the original Commission approval of this Agreement as required and provided for in Article V hereof.

ARTICLE VI

CONSTRUCTION OF AGREEMENT

Section 6.1: Intent and Interpretation. It is hereby declared to be the purpose and intent of the Parties that this Agreement shall be interpreted and construed, among other things, to further this the Commission's policy of approving territorial agreements between and among rural electric cooperatives, municipal electric utilities, and other electric utilities under its jurisdiction; to further the Commission's policy of actively regulating and supervising the service territories of electric utilities; and supervising the planning, development, and maintenance of a coordinated electric power grid throughout Florida; and avoiding uneconomic duplication of transmission and distribution facilities.

ARTICLE VII

MISCELLANEOUS

Section 7.1: Negotiations. Regardless of any other terms or conditions that may have been discussed during the negotiations leading up to the execution of this Agreement, the only terms or conditions agreed upon by the parties are those set forth herein, and no alteration, modification, enlargement or supplement to this Agreement shall be binding upon either of the Parties hereto unless the same shall be in writing, attached hereto, signed by both of the parties and approved by the Commission in accordance with Article IV, Section 4.1 hereof.

Section 7.2: Successors and Assigns: for Benefit only of

Parties. This Agreement shall be binding upon the Parties hereto and their respective successors and assigns. Nothing in this Agreement, expressed or implied, is intended, or shall be construed, to confer upon or give to any person other than the Parties hereto, or their respective successors or assigns, any right, remedy, or claim under or by reason of this Agreement, or any provision or condition hereof; and all of the provisions, representations, condition hereof; and all of the provisions, representations, covenants, and conditions herein contained shall inure to the sole benefit of the Parties or their respective successors or assigns.

Section 7.3: Notices. Notices given hereunder shall be deemed to have been given to GEC if mailed by certified mail, postage prepaid, to Richard E. Krudup, President
P.O. Box 519, Moore Haven, Fl. 33471, and to LCEC if mailed by certified mail, postage prepaid to the Executive Vice President and CEO. The person or address to which such notice shall be mailed may, at any time, be changed by designating a new person or address and giving notice thereof in writing in the manner herein provided.

IN WITNESS WHEREOF, the parties hereby have caused this Agreement to be executed in duplicate in their respective corporate names.

LEE COUNTY ELECTRIC
COOPERATIVE, INC.

BY: Camela M. May
Executive Vice President
and Chief Executive Officer

GLADES ELECTRIC COOPERATIVE,
INC.

BY: Richard E. Krudup
Richard E. Krudup, President

APPROVED AS TO LEGALITY OF FORM:

By:

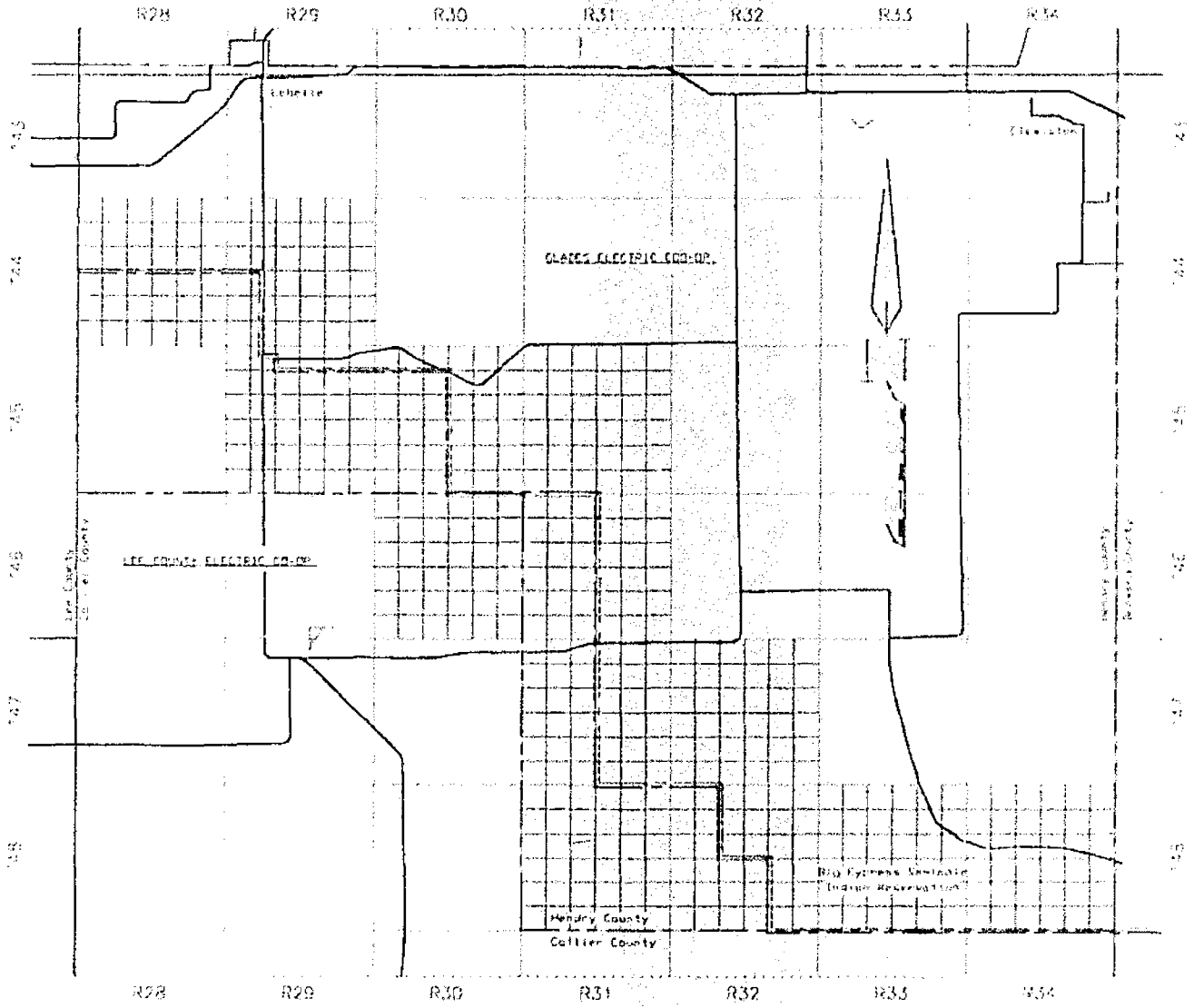

Legal Counsel (GEC)

By:


Legal Counsel (LCEC)

EXHIBIT I

TERRITORIAL BOUNDARY MAP



Six Miles Square

6	5	4	3	2	1	
7	8	9	10	11	12	
13	14	15	16	17	18	
19	20	21	22	23	24	
25	26	27	28	29	30	
31	32	33	34	35	36	

RANGE

- County Borders
- Township & Range
- Section
- Platte
- Corp. & Estates
- Airport
- Landing Strips

**EXHIBIT 2
SUMMARY OF THE NUMBER AND CLASS
OF CUSTOMERS TO BE TRANSFERRED**

RATE	RATE DESCRIPTION	# OF CUSTOMERS	
		ACTIVE	NON-ACTIVE
101	RESIDENTIAL	38	28
202	GENERAL SERVICE, NON-DEMAND	7	5
TOTALS		43	31

KEY TO STATUS CODE NUMBERS

STATUS	DESCRIPTION
2	ACTIVE
4	INACTIVE, BALANCE DUE
5	INACTIVE, NO BALANCE DUE
6	INACTIVE, BAD DEBT

EXHIBIT 2

07/31/95

COLLIER COUNTY ONLY

PAGE 1

NAME	ID #	MAP #	METER #	RATE	STATUS
BAILEY, TOM	272454521001	3990040001	81899951	101	5
FLORIDA CATTLE CO	2477727248001	3990040001	0	202	6
SUNNILAND PIPE CO	7146000000001	3990040002	60262865	202	2
BOOTH, BARBARA FAYE	707863619001	3990050001	62911810	101	5
STOKES, ROBERT	7033363602001	3990050003	69810680	202	5
HARRIS, HORACE	3184636367001	3990060001	70743429	101	2
LEGGETT, VICKI/JEFFERY	3054001	3990060002	48123289	101	2
EST JOSEPH STORELLI	7038272725001	3990060002	48123289	101	5
CIANI, BILL/ELAYNA	2457001	3990060003	53489095	101	2
HAGQUIST, HARRY E	3137045443001	3990060003	53489095	101	5
CARRATO, LEE R	1157181809001	3990060004	69835643	202	2
MEISNER, HERMAN	4991045440001	3990060005	78127691	101	2
DAVENPORT, WILLIAM O	1776545442001	3990080001	69266957	101	2
DUJAD FARM	2048863621001	3990080002	68779399	202	5
FISTEL, T E	2420045441001	3990080004	53682974	101	2
J B CRESENT RANCH	1605272721001	3990090001	66307175	202	2
DEPT OF TRANSPORTATION	1862045430001	3990100001	64019966	202	5
HIGGINBOTHAM, D W	1572001	3990100006	45857612	101	2
BROWN, JOE P	849954524001	3990100007	55833249	101	5
PAKAYA TRIBE	2312590884001	3990140001	31415777	202	2
WEPTZ, J L	7795227243001	3990140002	71564433	101	5
JOHNSON, CLYDE P	3921000018001	3990140003	71564434	101	2
MC CULLOCH, LEONARD A	4890545447001	3990160001	63688905	101	2
GILLIS SR, DAVID	2728772720001	3990160002	94491790	101	2
MILLER, DAVID R	5064136590001	3990160003	52007929	101	2

EXHIBIT 2

07/31/95

COLLIER COUNTY ONLY

PAGE 2

NAME	ID #	MAP #	METER #	RATE	STATUS
STEINMAN, TIM	1330001	3990160004	58011495	101	5
GILLIS JR, DAVID G	7189001	3990160004	93601773	101	2
LOONEY, ROY	4497272742001	3990160005	57403033	101	2
ROSSI, ROBERT	6238636374001	3990160006	69810673	101	2
HENRY, CHARLES/RENATE	3449318181001	3990160007	54161762	101	2
SHOULTS, JOHN W	2160001	3990160008	62628139	101	6
SHOULTS, JOHN W	2160002	3990160008	62628139	101	5
SEALS, YOLANDA	6504818169001	3990160008	0	101	6
EST H J SHOULTS	6687000023001	3990160008	48950011	101	5
VILBERG, THOMAS	7634181833002	3990160008	74304905	101	2
HASSENPLUG, DAVID	3283363608001	3990160009	60244562	101	2
STEPHENS JR, ROBERT/ANNE	2382001	3990160010	60128173	202	2
HENSLEY, JERRY	3449863624001	3990160010	0	101	6
BRENT, ANTHONY	158727248001	3990160011	71371469	101	5
GAFFNEY, JALK	2637818168001	3990160011	0	101	6
GENTRY, WILLIAM	2692636331001	3990160011	78361885	101	2
HUMPHERY, JERRY	3769090881001	3990160012	71319963	101	2
MC CULLUCH, LEONARD	4890581804001	3990160013	52611604	202	5
LANCASTER, NORMAN	4242409086001	3990160015	54163668	101	5
MILLER, DAVID R	5064272700001	3990160016	94491715	101	5
HENRY, CHARLES/RENATE	3034001	3990160017	59005684	101	2
POPE, DANIEL W	5813590899001	3990160017	59005684	101	5
PENSKI, DELORES	5677636366001	3990160020	46097509	101	2
HIGGINBOTHAM, KATHLEEN	3343001	3990160021	77865741	101	2
HEBERLING, PAUL	3333545451001	3990160021	77865741	101	5

EXHIBIT 2

07/31/95

COLLIER COUNTY ONLY

PAGE 3

NAME	ID #	MAP #	METER #	RATE	STATUS
HASSENPLUG, DAVID/JANET	5507001	3990160022	24903592	101	2
HASSENPLUG, CHARLES B	3283500027001	3990160022	24903592	101	5
MC CULLOCH, LEONARD	4890681812001	3990160024	58321059	202	2
BRAINARD, RICHARD	740863634001	3990160027	75813052	101	2
ROSSI, ROBERT	6238636358001	3990160028	71564485	101	2
MANSEAU, WILLIAM J/KATHY	3627001	3990160029	83034700	101	6
MANSEAU, WILLIAM J/KATHY	3627002	3990160029	69894646	101	2
MILLER, DAVID R/PATRICIA	5064272684001	3990160029	76846540	101	6
PINCKNEY, ROGER	5757954465001	3990160030	84748200	101	2
TEUFEL, THOMAS	7261227230001	3990160031	54527648	101	2
BACON, TRAVIS & DONNA	253090880001	3990160032	52610618	101	4
ROSSI, ROBERT	7514001	3990150032	52610618	101	2
SHIRLEY, WILLIAM T	6681136369001	3990160036	72143552	101	2
TEUFEL, THOMAS	7261227222001	3990160037	58774078	202	2
TEUFEL, THOMAS	7261227214001	3990160038	69810680	202	5
NICO, SHARON L	1698001	3990160039	45327238	101	5
STRICKLAND, JAMES F	1870001	3990160039	58199795	101	5
GRAHAM, ROGER/MARY	2218001	3990160039	60309597	101	2
MILLER, TONY	5081318163001	3990160039	52611004	101	5
HIGGINBOTHAM, D W	3512318159001	3990160040	68779195	101	2
MILLER, DAVID R	5065227240001	3990160041	78007607	101	5
HENRY, CHARLIE/MICHAEL A	622001	3990160042	60119820	101	2
KENNEY, FRANK/LE ANN	4998001	3990160043	94492350	101	2
KENNEY, FRANK/LE ANN	6417001	3990160044	68779137	101	2

74 RECORDS PROCESSED

MATERIALS SUMMARY

Work Order: 64500092 Stage: 5 Project Number: 6101XX0

Engineer: DLB

CONDUCTOR FOOTAGE AND SERVICE SUMMARY:	Added	Removed	Net Change
Pole Line feet of primary	75,781.00	0.00	75781
Pole Line feet of secondary	2,225.00	0.00	2225
Pole Line feet of service	4,290.00	0.00	4290
Trench feet of primary	0.00	0.00	0
Trench feet of secondary	0.00	0.00	0
Trench feet of service	0.00	0.00	0
Number of overhead services	61	0	61
Number of underground services	0	0	0

ASSEMBLY UNIT SUMMARY:

1/0ALT	115.00	.00
1/0ALTSER	15.00	.00
11773019	107.00	.00
11773021	4.00	.00
11773025	4.00	.00
17413105	115.00	.00
2ACSR	68123.00	.00
2ACSR	70143.00	.00
2ALT	1820.00	.00
2ALTSER	40.00	.00
2ALTSER	4190.00	.00
30-6	14.00	.00
35-5	2.00	.00
35-6	185.00	.00
40-5	32.00	.00
45-4	1.00	.00
45-5	1.00	.00
4ACSR	7083.00	.00
4ACSR	7083.00	.00
4ALTSER	45.00	.00
55-4	6.00	.00
51-11PA	1.00	.00
51-12PA	8.00	.00
51-12PB	5.00	.00
51-12PS	2.00	.00
51-1PA	46.00	.00
51-1PB	55.00	.00
51-1PS	23.00	.00
51-1SA	1.00	.00
51-1SB	1.00	.00
52-1	1.00	.00
53-1	137.00	.00
53-2	1.00	.00
1-62ALT	32.00	.00
1-8	3.00	.00
16	7.00	.00
16A	19.00	.00
5-10	58.00	.00
5-10X32ALT	3.00	.00

MATERIALS SUMMARY

Work Order: 64500092 Stage: 5 Project Number: 6101XX0

Engineer: DLB

CONDUCTOR FOOTAGE AND SERVICE SUMMARY:	Added	Removed	Net Change
Pole Line feet of primary	75,781.00	0.00	75781
Pole Line feet of secondary	2,225.00	0.00	2225
Pole Line feet of service	4,290.00	0.00	4290
Trench feet of primary	0.00	0.00	0
Trench feet of secondary	0.00	0.00	0
Trench feet of service	0.00	0.00	0
Number of overhead services	61	0	61
Number of underground services	0	0	0

ASSEMBLY UNIT SUMMARY:

M2-11	74.00	.00
M2-12	147.00	.00
M2-2	20.00	.00
M5-35A	1.00	.00
M5-39	1.00	.00
M5-40	1.00	.00
M5-6	12.00	.00
M5-7	1.00	.00
M5-9	4.00	.00
M8-1	36.00	.00
RA1-1	75.00	.00
RA2-1	7.00	.00
RA3-1	10.00	.00
RA4-1	23.00	.00
RA5-1	61.00	.00
RA5-18X	2.00	.00
RA6-1	9.00	.00
RK-11	38.00	.00
JM5-32	1.00	.00
JSR-2	1.00	.00
JA1	41.00	.00
JA2	18.00	.00
JA4	2.00	.00
JA5	8.00	.00
JG10	40.00	.00
JG105	5.00	.00
JG106	1.00	.00
JG19	17.00	.00
JGC-10	4.00	.00
JGC-15	1.00	.00
JGS-10	50.00	.00
JGS-15	6.00	.00
JM10-14	106.00	.00

UNDERGROUND LOCATOR A/U SUMMARY

Work Order: 64500092 Stage: 5 Project Number: 6101XX0

Engineer: DLB

Location #	Assembly	Description	Quantity
1.000	40-5	POLE, WOOD, 40', CLASS 5	1.00
	F3-1	ANCHOR 10" DIA. NO WRENCH TYPE	1.00
	F3-1	ANCHOR 10" DIA. NO WRENCH TYPE	1.00
1.100	30-6	POLE, WOOD, 30', CLASS 6	1.00
2.000	40-5	POLE, WOOD, 40', CLASS 5	1.00
3.000	35-6	POLE WOOD 35' CLASS 6 (RETIREMENT ONLY)	1.00
4.000	35-6	POLE WOOD 35' CLASS 6 (RETIREMENT ONLY)	1.00
5.000	40-5	POLE, WOOD, 40', CLASS 5	1.00
6.000	35-6	POLE WOOD 35' CLASS 6 (RETIREMENT ONLY)	1.00
7.000	35-6	POLE WOOD 35' CLASS 6 (RETIREMENT ONLY)	1.00
8.000	40-5	POLE, WOOD, 40', CLASS 5	1.00
	F3-1	ANCHOR 10" DIA. NO WRENCH TYPE	1.00
9.000	35-6	POLE WOOD 35' CLASS 6 (RETIREMENT ONLY)	1.00
10.000	35-6	POLE WOOD 35' CLASS 6 (RETIREMENT ONLY)	1.00
11.000	35-6	POLE WOOD 35' CLASS 6 (RETIREMENT ONLY)	1.00
12.000	35-6	POLE WOOD 35' CLASS 6 (RETIREMENT ONLY)	1.00
13.000	35-6	POLE WOOD 35' CLASS 6 (RETIREMENT ONLY)	1.00
	F3-1	ANCHOR 10" DIA. NO WRENCH TYPE	1.00
14.000	35-6	POLE WOOD 35' CLASS 6 (RETIREMENT ONLY)	1.00
15.000	35-6	POLE WOOD 35' CLASS 6 (RETIREMENT ONLY)	1.00
	F3-1	ANCHOR 10" DIA. NO WRENCH TYPE	1.00
16.000	35-6	POLE WOOD 35' CLASS 6 (RETIREMENT ONLY)	1.00
17.000	40-5	POLE, WOOD, 40', CLASS 5	1.00
	F3-1	ANCHOR 10" DIA. NO WRENCH TYPE	1.00
	F3-1	ANCHOR 10" DIA. NO WRENCH TYPE	1.00
18.000	35-6	POLE WOOD 35' CLASS 6 (RETIREMENT ONLY)	1.00
	F3-1	ANCHOR 10" DIA. NO WRENCH TYPE	1.00
	F3-1	ANCHOR 10" DIA. NO WRENCH TYPE	1.00
19.000	35-6	POLE WOOD 35' CLASS 6 (RETIREMENT ONLY)	1.00
20.000	35-6	POLE WOOD 35' CLASS 6 (RETIREMENT ONLY)	1.00
21.000	35-6	POLE WOOD 35' CLASS 6 (RETIREMENT ONLY)	1.00
	F3-1	ANCHOR 10" DIA. NO WRENCH TYPE	1.00
22.000	35-6	POLE WOOD 35' CLASS 6 (RETIREMENT ONLY)	1.00
23.000	35-6	POLE WOOD 35' CLASS 6 (RETIREMENT ONLY)	1.00
24.000	35-6	POLE WOOD 35' CLASS 6 (RETIREMENT ONLY)	1.00
25.000	35-6	POLE WOOD 35' CLASS 6 (RETIREMENT ONLY)	1.00
26.000	40-5	POLE, WOOD, 40', CLASS 5	1.00
27.000	35-6	POLE WOOD 35' CLASS 6 (RETIREMENT ONLY)	1.00
28.000	35-6	POLE WOOD 35' CLASS 6 (RETIREMENT ONLY)	1.00
	F3-1	ANCHOR 10" DIA. NO WRENCH TYPE	1.00
29.000	55-4	POLE WOOD 55' CLASS 4	1.00
	F3-1	ANCHOR 10" DIA. NO WRENCH TYPE	1.00
30.000	55-4	POLE WOOD 55' CLASS 4	1.00
	F3-1	ANCHOR 10" DIA. NO WRENCH TYPE	1.00
31.000	40-5	POLE, WOOD, 40', CLASS 5	1.00
	F3-1	ANCHOR 10" DIA. NO WRENCH TYPE	1.00
	F3-1	ANCHOR 10" DIA. NO WRENCH TYPE	1.00
32.000	35-6	POLE WOOD 35' CLASS 6 (RETIREMENT ONLY)	1.00
32.100	35-6	POLE WOOD 35' CLASS 6 (RETIREMENT ONLY)	1.00
33.000	35-6	POLE WOOD 35' CLASS 6 (RETIREMENT ONLY)	1.00
34.000	35-6	POLE WOOD 35' CLASS 6 (RETIREMENT ONLY)	1.00
	F3-1	ANCHOR 10" DIA. NO WRENCH TYPE	1.00

UNDERGROUND LOCATOR A/U SUMMARY

Work Order: 64500092 Stage: 5 Project Number: 6101XX0

Engineer: DLB

Location #	Assembly	Description	Quantity
35.000	35-6	POLE WOOD 35' CLASS 6 (RETIREMENT ONLY)	1.00
	F3-1	ANCHOR 10" DIA. NO WRENCH TYPE	1.00
36.000	35-6	POLE WOOD 35' CLASS 6 (RETIREMENT ONLY)	1.00
	F3-1	ANCHOR 10" DIA. NO WRENCH TYPE	1.00
	F3-1	ANCHOR 10" DIA. NO WRENCH TYPE	1.00
37.000	35-6	POLE WOOD 35' CLASS 6 (RETIREMENT ONLY)	1.00
38.000	35-6	POLE WOOD 35' CLASS 6 (RETIREMENT ONLY)	1.00
	F3-1	ANCHOR 10" DIA. NO WRENCH TYPE	1.00
39.000	35-6	POLE WOOD 35' CLASS 6 (RETIREMENT ONLY)	1.00
40.000	35-6	POLE WOOD 35' CLASS 6 (RETIREMENT ONLY)	1.00
	F3-1	ANCHOR 10" DIA. NO WRENCH TYPE	1.00
41.000	35-6	POLE WOOD 35' CLASS 6 (RETIREMENT ONLY)	1.00
	F3-1	ANCHOR 10" DIA. NO WRENCH TYPE	1.00
42.000	35-6	POLE WOOD 35' CLASS 6 (RETIREMENT ONLY)	1.00
	F3-1	ANCHOR 10" DIA. NO WRENCH TYPE	1.00
43.000	35-6	POLE WOOD 35' CLASS 6 (RETIREMENT ONLY)	1.00
44.000	35-6	POLE WOOD 35' CLASS 6 (RETIREMENT ONLY)	1.00
	F3-1	ANCHOR 10" DIA. NO WRENCH TYPE	1.00
45.000	35-6	POLE WOOD 35' CLASS 6 (RETIREMENT ONLY)	1.00
46.000	35-6	POLE WOOD 35' CLASS 6 (RETIREMENT ONLY)	1.00
	F3-1	ANCHOR 10" DIA. NO WRENCH TYPE	1.00
	F3-1	ANCHOR 10" DIA. NO WRENCH TYPE	1.00
46.100	30-6	POLE, WOOD, 30', CLASS 6	1.00
47.000	35-6	POLE WOOD 35' CLASS 6 (RETIREMENT ONLY)	1.00
	F3-1	ANCHOR 10" DIA. NO WRENCH TYPE	1.00
	F3-1	ANCHOR 10" DIA. NO WRENCH TYPE	1.00
48.000	35-6	POLE WOOD 35' CLASS 6 (RETIREMENT ONLY)	1.00
	F3-1	ANCHOR 10" DIA. NO WRENCH TYPE	1.00
48.100	35-6	POLE WOOD 35' CLASS 6 (RETIREMENT ONLY)	1.00
49.000	35-6	POLE WOOD 35' CLASS 6 (RETIREMENT ONLY)	1.00
	F3-1	ANCHOR 10" DIA. NO WRENCH TYPE	1.00
50.000	35-6	POLE WOOD 35' CLASS 6 (RETIREMENT ONLY)	1.00
50.100	35-6	POLE WOOD 35' CLASS 6 (RETIREMENT ONLY)	1.00
50.200	30-6	POLE, WOOD, 30', CLASS 6	1.00
51.000	35-6	POLE WOOD 35' CLASS 6 (RETIREMENT ONLY)	1.00
	F3-1	ANCHOR 10" DIA. NO WRENCH TYPE	1.00
51.100	30-6	POLE, WOOD, 30', CLASS 6	1.00
52.000	35-6	POLE WOOD 35' CLASS 6 (RETIREMENT ONLY)	1.00
53.000	35-6	POLE WOOD 35' CLASS 6 (RETIREMENT ONLY)	1.00
	F3-1	ANCHOR 10" DIA. NO WRENCH TYPE	1.00
	F3-1	ANCHOR 10" DIA. NO WRENCH TYPE	1.00
54.000	35-6	POLE WOOD 35' CLASS 6 (RETIREMENT ONLY)	1.00
55.000	35-6	POLE WOOD 35' CLASS 6 (RETIREMENT ONLY)	1.00
	F3-1	ANCHOR 10" DIA. NO WRENCH TYPE	1.00
	F3-1	ANCHOR 10" DIA. NO WRENCH TYPE	1.00
55.100	30-6	POLE, WOOD, 30', CLASS 6	1.00
56.000	40-5	POLE, WOOD, 40', CLASS 5	1.00
	F3-1	ANCHOR 10" DIA. NO WRENCH TYPE	1.00
57.000	40-5	POLE, WOOD, 40', CLASS 5	1.00
	F3-1	ANCHOR 10" DIA. NO WRENCH TYPE	1.00
58.000	35-6	POLE WOOD 35' CLASS 6 (RETIREMENT ONLY)	1.00
	F3-1	ANCHOR 10" DIA. NO WRENCH TYPE	1.00

UNDERGROUND LOCATOR A/U SUMMARY

Work Order: 64500092 Stage: 5 Project Number: 6101XX0

Engineer: DLB

Location #	Assembly	Description	Quantity
58.000	F3-1	ANCHOR 10" DIA. NO WRENCH TYPE	1.00
59.000	35-6	POLE WOOD 35' CLASS 6 (RETIREMENT ONLY)	1.00
	F3-1	ANCHOR 10" DIA. NO WRENCH TYPE	1.00
60.000	35-6	POLE WOOD 35' CLASS 6 (RETIREMENT ONLY)	1.00
	F3-1	ANCHOR 10" DIA. NO WRENCH TYPE	1.00
60.100	35-6	POLE WOOD 35' CLASS 6 (RETIREMENT ONLY)	1.00
	F3-1	ANCHOR 10" DIA. NO WRENCH TYPE	1.00
61.000	35-6	POLE WOOD 35' CLASS 6 (RETIREMENT ONLY)	1.00
62.000	35-6	POLE WOOD 35' CLASS 6 (RETIREMENT ONLY)	1.00
	F3-1	ANCHOR 10" DIA. NO WRENCH TYPE	1.00
63.000	35-6	POLE WOOD 35' CLASS 6 (RETIREMENT ONLY)	1.00
64.000	35-6	POLE WOOD 35' CLASS 6 (RETIREMENT ONLY)	1.00
	F3-1	ANCHOR 10" DIA. NO WRENCH TYPE	1.00
65.000	35-6	POLE WOOD 35' CLASS 6 (RETIREMENT ONLY)	1.00
66.000	35-6	POLE WOOD 35' CLASS 6 (RETIREMENT ONLY)	1.00
	F3-1	ANCHOR 10" DIA. NO WRENCH TYPE	1.00
	F3-1	ANCHOR 10" DIA. NO WRENCH TYPE	1.00
67.000	35-6	POLE WOOD 35' CLASS 6 (RETIREMENT ONLY)	1.00
	F3-1	ANCHOR 10" DIA. NO WRENCH TYPE	1.00
68.000	35-6	POLE WOOD 35' CLASS 6 (RETIREMENT ONLY)	1.00
	F3-1	ANCHOR 10" DIA. NO WRENCH TYPE	1.00
69.000	35-6	POLE WOOD 35' CLASS 6 (RETIREMENT ONLY)	1.00
	F3-1	ANCHOR 10" DIA. NO WRENCH TYPE	1.00
70.000	35-6	POLE WOOD 35' CLASS 6 (RETIREMENT ONLY)	1.00
	F3-1	ANCHOR 10" DIA. NO WRENCH TYPE	1.00
70.100	30-6	POLE, WOOD, 30', CLASS 6	1.00
71.000	35-6	POLE WOOD 35' CLASS 6 (RETIREMENT ONLY)	1.00
	F3-1	ANCHOR 10" DIA. NO WRENCH TYPE	1.00
72.000	35-6	POLE WOOD 35' CLASS 6 (RETIREMENT ONLY)	1.00
	F3-1	ANCHOR 10" DIA. NO WRENCH TYPE	1.00
73.000	35-6	POLE WOOD 35' CLASS 6 (RETIREMENT ONLY)	1.00
	F3-1	ANCHOR 10" DIA. NO WRENCH TYPE	1.00
74.000	35-6	POLE WOOD 35' CLASS 6 (RETIREMENT ONLY)	1.00
	F3-1	ANCHOR 10" DIA. NO WRENCH TYPE	1.00
	F3-1	ANCHOR 10" DIA. NO WRENCH TYPE	1.00
75.000	35-6	POLE WOOD 35' CLASS 6 (RETIREMENT ONLY)	1.00
76.000	35-6	POLE WOOD 35' CLASS 6 (RETIREMENT ONLY)	1.00
76.100	30-6	POLE, WOOD, 30', CLASS 6	1.00
77.000	35-6	POLE WOOD 35' CLASS 6 (RETIREMENT ONLY)	1.00
	F3-1	ANCHOR 10" DIA. NO WRENCH TYPE	1.00
78.000	35-6	POLE WOOD 35' CLASS 6 (RETIREMENT ONLY)	1.00
79.000	35-6	POLE WOOD 35' CLASS 6 (RETIREMENT ONLY)	1.00
80.000	35-6	POLE WOOD 35' CLASS 6 (RETIREMENT ONLY)	1.00
	F3-1	ANCHOR 10" DIA. NO WRENCH TYPE	1.00
80.100	35-6	POLE WOOD 35' CLASS 6 (RETIREMENT ONLY)	1.00
81.000	40-5	POLE, WOOD, 40', CLASS 5	1.00
	F3-1	ANCHOR 10" DIA. NO WRENCH TYPE	1.00
82.000	40-5	POLE, WOOD, 40', CLASS 5	1.00
83.000	40-5	POLE, WOOD, 40', CLASS 5	1.00
	F3-1	ANCHOR 10" DIA. NO WRENCH TYPE	1.00
84.000	40-5	POLE, WOOD, 40', CLASS 5	1.00
	F3-1	ANCHOR 10" DIA. NO WRENCH TYPE	1.00

UNDERGROUND LOCATOR A/U SUMMARY

Work Order: 64500092 Stage: 5 Project Number: 6101XX0

Engineer: DLB

Location #	Assembly	Description	Quantity
95.000	40-5	POLE, WOOD, 40', CLASS 5	1.00
96.000	40-5	POLE, WOOD, 40', CLASS 5	1.00
	F3-1	ANCHOR 10" DIA. NO WRENCH TYPE	1.00
	F3-1	ANCHOR 10" DIA. NO WRENCH TYPE	1.00
97.000	40-5	POLE, WOOD, 40', CLASS 5	1.00
	F3-1	ANCHOR 10" DIA. NO WRENCH TYPE	1.00
97.100	35-6	POLE WOOD 35' CLASS 6 (RETIREMENT ONLY)	1.00
97.200	35-6	POLE WOOD 35' CLASS 6 (RETIREMENT ONLY)	1.00
98.000	40-5	POLE, WOOD, 40', CLASS 5	1.00
	F3-1	ANCHOR 10" DIA. NO WRENCH TYPE	1.00
99.000	40-5	POLE, WOOD, 40', CLASS 5	1.00
	F3-1	ANCHOR 10" DIA. NO WRENCH TYPE	1.00
100.000	40-5	POLE, WOOD, 40', CLASS 5	1.00
	F3-1	ANCHOR 10" DIA. NO WRENCH TYPE	1.00
101.000	35-6	POLE WOOD 35' CLASS 6 (RETIREMENT ONLY)	1.00
102.000	35-6	POLE WOOD 35' CLASS 6 (RETIREMENT ONLY)	1.00
103.000	35-6	POLE WOOD 35' CLASS 6 (RETIREMENT ONLY)	1.00
	F3-1	ANCHOR 10" DIA. NO WRENCH TYPE	1.00
103.100	30-6	POLE, WOOD, 30', CLASS 6	1.00
104.000	35-6	POLE WOOD 35' CLASS 6 (RETIREMENT ONLY)	1.00
	F3-1	ANCHOR 10" DIA. NO WRENCH TYPE	1.00
104.100	30-6	POLE, WOOD, 30', CLASS 6	1.00
105.000	35-6	POLE WOOD 35' CLASS 6 (RETIREMENT ONLY)	1.00
106.000	35-6	POLE WOOD 35' CLASS 6 (RETIREMENT ONLY)	1.00
	F3-1	ANCHOR 10" DIA. NO WRENCH TYPE	1.00
107.000	35-6	POLE WOOD 35' CLASS 6 (RETIREMENT ONLY)	1.00
	F3-1	ANCHOR 10" DIA. NO WRENCH TYPE	1.00
108.000	35-6	POLE WOOD 35' CLASS 6 (RETIREMENT ONLY)	1.00
109.000	35-6	POLE WOOD 35' CLASS 6 (RETIREMENT ONLY)	1.00
	F3-1	ANCHOR 10" DIA. NO WRENCH TYPE	1.00
110.000	40-5	POLE, WOOD, 40', CLASS 5	1.00
	F3-1	ANCHOR 10" DIA. NO WRENCH TYPE	1.00
	F3-1	ANCHOR 10" DIA. NO WRENCH TYPE	1.00

UNDERGROUND LOCATOR A/U SUMMARY

Work Order: 64500092 Stage: 5 Project Number: 6101XX0

Engineer: DLB

Location #	Assembly	Description	Quantity
111.000	40-5	POLE, WOOD, 40', CLASS 5	1.00
	F3-1	ANCHOR 10" DIA. NO WRENCH TYPE	1.00
112.000	40-5	POLE, WOOD, 40', CLASS 5	1.00
	F3-1	ANCHOR 10" DIA. NO WRENCH TYPE	1.00
113.000	40-5	POLE, WOOD, 40', CLASS 5	1.00
114.000	40-5	POLE, WOOD, 40', CLASS 5	1.00
115.000	35-6	POLE WOOD 35' CLASS 6 (RETIREMENT ONLY)	1.00
	F3-1	ANCHOR 10" DIA. NO WRENCH TYPE	1.00
116.000	35-6	POLE WOOD 35' CLASS 6 (RETIREMENT ONLY)	1.00
117.000	40-5	POLE, WOOD, 40', CLASS 5	1.00
118.000	40-5	POLE, WOOD, 40', CLASS 5	1.00
	F3-1	ANCHOR 10" DIA. NO WRENCH TYPE	1.00
	F3-1	ANCHOR 10" DIA. NO WRENCH TYPE	1.00
119.000	35-6	POLE WOOD 35' CLASS 6 (RETIREMENT ONLY)	1.00
	F3-1	ANCHOR 10" DIA. NO WRENCH TYPE	1.00
	F3-1	ANCHOR 10" DIA. NO WRENCH TYPE	1.00
120.000	35-6	POLE WOOD 35' CLASS 6 (RETIREMENT ONLY)	1.00
	F3-1	ANCHOR 10" DIA. NO WRENCH TYPE	1.00
121.000	35-6	POLE WOOD 35' CLASS 6 (RETIREMENT ONLY)	1.00
122.000	35-6	POLE WOOD 35' CLASS 6 (RETIREMENT ONLY)	1.00
123.000	35-6	POLE WOOD 35' CLASS 6 (RETIREMENT ONLY)	1.00
124.000	35-6	POLE WOOD 35' CLASS 6 (RETIREMENT ONLY)	1.00
	F3-1	ANCHOR 10" DIA. NO WRENCH TYPE	1.00
125.000	35-6	POLE WOOD 35' CLASS 6 (RETIREMENT ONLY)	1.00
	F3-1	ANCHOR 10" DIA. NO WRENCH TYPE	1.00
126.000	35-6	POLE WOOD 35' CLASS 6 (RETIREMENT ONLY)	1.00
127.000	35-6	POLE WOOD 35' CLASS 6 (RETIREMENT ONLY)	1.00
128.000	35-6	POLE WOOD 35' CLASS 6 (RETIREMENT ONLY)	1.00
	F3-1	ANCHOR 10" DIA. NO WRENCH TYPE	1.00
129.000	35-6	POLE WOOD 35' CLASS 6 (RETIREMENT ONLY)	1.00
130.000	35-6	POLE WOOD 35' CLASS 6 (RETIREMENT ONLY)	1.00
	F3-1	ANCHOR 10" DIA. NO WRENCH TYPE	1.00
131.000	35-6	POLE WOOD 35' CLASS 6 (RETIREMENT ONLY)	1.00
132.000	35-6	POLE WOOD 35' CLASS 6 (RETIREMENT ONLY)	1.00
	F3-1	ANCHOR 10" DIA. NO WRENCH TYPE	1.00
133.000	35-6	POLE WOOD 35' CLASS 6 (RETIREMENT ONLY)	1.00
134.000	35-6	POLE WOOD 35' CLASS 6 (RETIREMENT ONLY)	1.00
	F3-1	ANCHOR 10" DIA. NO WRENCH TYPE	1.00
135.000	35-6	POLE WOOD 35' CLASS 6 (RETIREMENT ONLY)	1.00
	F3-1	ANCHOR 10" DIA. NO WRENCH TYPE	1.00
136.000	35-6	POLE WOOD 35' CLASS 6 (RETIREMENT ONLY)	1.00
137.000	35-6	POLE WOOD 35' CLASS 6 (RETIREMENT ONLY)	1.00
138.000	35-6	POLE WOOD 35' CLASS 6 (RETIREMENT ONLY)	1.00
139.000	35-6	POLE WOOD 35' CLASS 6 (RETIREMENT ONLY)	1.00
140.000	35-6	POLE WOOD 35' CLASS 6 (RETIREMENT ONLY)	1.00
141.000	45-5	POLE, WOOD, 45', CLASS 5	1.00
	F3-1	ANCHOR 10" DIA. NO WRENCH TYPE	1.00
142.000	35-5	POLE, WOOD, 35', CLASS 5	1.00
	F3-1	ANCHOR 10" DIA. NO WRENCH TYPE	1.00
	F3-1	ANCHOR 10" DIA. NO WRENCH TYPE	1.00
143.000	35-6	POLE WOOD 35' CLASS 6 (RETIREMENT ONLY)	1.00
	F3-1	ANCHOR 10" DIA. NO WRENCH TYPE	1.00

UNDERGROUND LOCATOR A/U SUMMARY

Work Order: 64500092 Stage: 5 Project Number: 6101XX0

Engineer: DLB

Location #	Assembly	Description	Quantity
143.100	35-5	POLE, WOOD, 35', CLASS 5	1.00
	F3-1	ANCHOR 10" DIA. NO WRENCH TYPE	1.00
144.000	35-6	POLE WOOD 35' CLASS 6 (RETIREMENT ONLY)	1.00
145.000	35-6	POLE WOOD 35' CLASS 6 (RETIREMENT ONLY)	1.00
146.000	35-6	POLE WOOD 35' CLASS 6 (RETIREMENT ONLY)	1.00
147.000	35-6	POLE WOOD 35' CLASS 6 (RETIREMENT ONLY)	1.00
148.000	35-6	POLE WOOD 35' CLASS 6 (RETIREMENT ONLY)	1.00
149.000	35-6	POLE WOOD 35' CLASS 6 (RETIREMENT ONLY)	1.00
	F3-1	ANCHOR 10" DIA. NO WRENCH TYPE	1.00
150.000	35-6	POLE WOOD 35' CLASS 6 (RETIREMENT ONLY)	1.00
151.000	35-6	POLE WOOD 35' CLASS 6 (RETIREMENT ONLY)	1.00
152.000	35-6	POLE WOOD 35' CLASS 6 (RETIREMENT ONLY)	1.00
153.000	35-6	POLE WOOD 35' CLASS 6 (RETIREMENT ONLY)	1.00
154.000	35-6	POLE WOOD 35' CLASS 6 (RETIREMENT ONLY)	1.00
155.000	35-6	POLE WOOD 35' CLASS 6 (RETIREMENT ONLY)	1.00
156.000	35-6	POLE WOOD 35' CLASS 6 (RETIREMENT ONLY)	1.00
157.000	35-6	POLE WOOD 35' CLASS 6 (RETIREMENT ONLY)	1.00
	F3-1	ANCHOR 10" DIA. NO WRENCH TYPE	1.00
	F3-2	ANCHOR ASSM. 2 HELIX SQUARE SHAFT	1.00
158.000	55-4	POLE WOOD 55' CLASS 4	1.00
159.000	55-4	POLE WOOD 55' CLASS 4	1.00
160.000	35-6	POLE WOOD 35' CLASS 6 (RETIREMENT ONLY)	1.00
	F3-1	ANCHOR 10" DIA. NO WRENCH TYPE	1.00
160.100	30-6	POLE, WOOD, 30', CLASS 6	1.00
161.000	55-4	POLE WOOD 55' CLASS 4	1.00
	F3-1	ANCHOR 10" DIA. NO WRENCH TYPE	1.00
	F3-1	ANCHOR 10" DIA. NO WRENCH TYPE	1.00
162.000	55-4	POLE WOOD 55' CLASS 4	1.00
163.000	45-4	POLE, WOOD, 45', CLASS 4	1.00
164.000	35-6	POLE WOOD 35' CLASS 6 (RETIREMENT ONLY)	1.00
165.000	35-6	POLE WOOD 35' CLASS 6 (RETIREMENT ONLY)	1.00
	F3-1	ANCHOR 10" DIA. NO WRENCH TYPE	1.00
165.100	30-6	POLE, WOOD, 30', CLASS 6	1.00
	F3-1	ANCHOR 10" DIA. NO WRENCH TYPE	1.00
166.000	35-6	POLE WOOD 35' CLASS 6 (RETIREMENT ONLY)	1.00
167.000	35-6	POLE WOOD 35' CLASS 6 (RETIREMENT ONLY)	1.00
	F3-1	ANCHOR 10" DIA. NO WRENCH TYPE	1.00
	F3-1	ANCHOR 10" DIA. NO WRENCH TYPE	1.00
168.000	35-6	POLE WOOD 35' CLASS 6 (RETIREMENT ONLY)	1.00
169.000	35-6	POLE WOOD 35' CLASS 6 (RETIREMENT ONLY)	1.00
170.000	35-6	POLE WOOD 35' CLASS 6 (RETIREMENT ONLY)	1.00
171.000	35-6	POLE WOOD 35' CLASS 6 (RETIREMENT ONLY)	1.00
	F3-1	ANCHOR 10" DIA. NO WRENCH TYPE	1.00
172.000	35-6	POLE WOOD 35' CLASS 6 (RETIREMENT ONLY)	1.00
173.000	35-6	POLE WOOD 35' CLASS 6 (RETIREMENT ONLY)	1.00
	F3-1	ANCHOR 10" DIA. NO WRENCH TYPE	1.00
174.000	35-6	POLE WOOD 35' CLASS 6 (RETIREMENT ONLY)	1.00
175.000	35-6	POLE WOOD 35' CLASS 6 (RETIREMENT ONLY)	1.00
	F3-1	ANCHOR 10" DIA. NO WRENCH TYPE	1.00
176.000	35-6	POLE WOOD 35' CLASS 6 (RETIREMENT ONLY)	1.00
177.000	35-6	POLE WOOD 35' CLASS 6 (RETIREMENT ONLY)	1.00
	F3-1	ANCHOR 10" DIA. NO WRENCH TYPE	1.00

EXHIBIT 3
 LEE COUNTY ELECTRIC COOPERATIVE, INC.

JUN-21-1995

UNDERGROUND LOCATOR A/U SUMMARY

Page 7

Work Order: 64500092 Stage: 5 Project Number: 6101XX0

Engineer: DLB

Location #	Assembly	Description	Quantity
178.000	35-6	POLE WOOD 35' CLASS 6 (RETIREMENT ONLY)	1.00
	F3-1	ANCHOR 10" DIA. NO WRENCH TYPE	1.00
179.000	35-6	POLE WOOD 35' CLASS 6 (RETIREMENT ONLY)	1.00
180.000	35-6	POLE WOOD 35' CLASS 6 (RETIREMENT ONLY)	1.00
181.000	35-6	POLE WOOD 35' CLASS 6 (RETIREMENT ONLY)	1.00
	F3-1	ANCHOR 10" DIA. NO WRENCH TYPE	1.00
182.000	35-6	POLE WOOD 35' CLASS 6 (RETIREMENT ONLY)	1.00
	F3-1	ANCHOR 10" DIA. NO WRENCH TYPE	1.00
183.000	35-6	POLE WOOD 35' CLASS 6 (RETIREMENT ONLY)	1.00
	F3-1	ANCHOR 10" DIA. NO WRENCH TYPE	1.00
184.000	35-6	POLE WOOD 35' CLASS 6 (RETIREMENT ONLY)	1.00
	F3-1	ANCHOR 10" DIA. NO WRENCH TYPE	1.00
185.000	35-6	POLE WOOD 35' CLASS 6 (RETIREMENT ONLY)	1.00
	F3-1	ANCHOR 10" DIA. NO WRENCH TYPE	1.00
186.000	35-6	POLE WOOD 35' CLASS 6 (RETIREMENT ONLY)	1.00
187.000	35-6	POLE WOOD 35' CLASS 6 (RETIREMENT ONLY)	1.00
	F3-1	ANCHOR 10" DIA. NO WRENCH TYPE	1.00
	F3-1	ANCHOR 10" DIA. NO WRENCH TYPE	1.00
188.000	35-6	POLE WOOD 35' CLASS 6 (RETIREMENT ONLY)	1.00
189.000	35-6	POLE WOOD 35' CLASS 6 (RETIREMENT ONLY)	1.00
190.000	35-6	POLE WOOD 35' CLASS 6 (RETIREMENT ONLY)	1.00
191.000	35-6	POLE WOOD 35' CLASS 6 (RETIREMENT ONLY)	1.00
	F3-1	ANCHOR 10" DIA. NO WRENCH TYPE	1.00
192.000	35-6	POLE WOOD 35' CLASS 6 (RETIREMENT ONLY)	1.00
193.000	35-6	POLE WOOD 35' CLASS 6 (RETIREMENT ONLY)	1.00
	F3-1	ANCHOR 10" DIA. NO WRENCH TYPE	1.00
194.000	35-6	POLE WOOD 35' CLASS 6 (RETIREMENT ONLY)	1.00
	F3-1	ANCHOR 10" DIA. NO WRENCH TYPE	1.00
195.000	35-6	POLE WOOD 35' CLASS 6 (RETIREMENT ONLY)	1.00
196.000	35-6	POLE WOOD 35' CLASS 6 (RETIREMENT ONLY)	1.00
	F3-1	ANCHOR 10" DIA. NO WRENCH TYPE	1.00
197.000	35-6	POLE WOOD 35' CLASS 6 (RETIREMENT ONLY)	1.00
198.000	35-6	POLE WOOD 35' CLASS 6 (RETIREMENT ONLY)	1.00
	F3-1	ANCHOR 10" DIA. NO WRENCH TYPE	1.00
199.000	35-6	POLE WOOD 35' CLASS 6 (RETIREMENT ONLY)	1.00
199.100	30-6	POLE, WOOD, 30', CLASS 6	1.00
199.200	30-6	POLE, WOOD, 30', CLASS 6	1.00
200.000	35-6	POLE WOOD 35' CLASS 6 (RETIREMENT ONLY)	1.00
201.000	35-6	POLE WOOD 35' CLASS 6 (RETIREMENT ONLY)	1.00
	F3-1	ANCHOR 10" DIA. NO WRENCH TYPE	1.00
202.000	35-6	POLE WOOD 35' CLASS 6 (RETIREMENT ONLY)	1.00
	F3-1	ANCHOR 10" DIA. NO WRENCH TYPE	1.00
203.000	35-6	POLE WOOD 35' CLASS 6 (RETIREMENT ONLY)	1.00
204.000	35-6	POLE WOOD 35' CLASS 6 (RETIREMENT ONLY)	1.00
205.000	35-6	POLE WOOD 35' CLASS 6 (RETIREMENT ONLY)	1.00
206.000	35-6	POLE WOOD 35' CLASS 6 (RETIREMENT ONLY)	1.00
	F3-1	ANCHOR 10" DIA. NO WRENCH TYPE	1.00
207.000	35-6	POLE WOOD 35' CLASS 6 (RETIREMENT ONLY)	1.00
208.000	35-6	POLE WOOD 35' CLASS 6 (RETIREMENT ONLY)	1.00
	F3-1	ANCHOR 10" DIA. NO WRENCH TYPE	1.00
209.000	35-6	POLE WOOD 35' CLASS 6 (RETIREMENT ONLY)	1.00
	F3-1	ANCHOR 10" DIA. NO WRENCH TYPE	1.00

EXHIBIT 3
LEE COUNTY ELECTRIC COOPERATIVE, INC.

JUN-21-1995

UNDERGROUND LOCATOR A/U SUMMARY

Page 8

Work Order: 64500092 Stage: 5 Project Number: 6101XX0

Engineer: DLB

Location #	Assembly	Description	Quantity
210.000	35-6	POLE WOOD 35' CLASS 6 (RETIREMENT ONLY)	1.00
211.000	35-6	POLE WOOD 35' CLASS 6 (RETIREMENT ONLY)	1.00
	F3-1	ANCHOR 10" DIA. NO WRENCH TYPE	1.00
	F3-1	ANCHOR 10" DIA. NO WRENCH TYPE	1.00
212.000	35-6	POLE WOOD 35' CLASS 6 (RETIREMENT ONLY)	1.00
213.000	35-6	POLE WOOD 35' CLASS 6 (RETIREMENT ONLY)	1.00
214.000	35-6	POLE WOOD 35' CLASS 6 (RETIREMENT ONLY)	1.00
215.000	35-6	POLE WOOD 35' CLASS 6 (RETIREMENT ONLY)	1.00
216.000	35-6	POLE WOOD 35' CLASS 6 (RETIREMENT ONLY)	1.00
	F3-1	ANCHOR 10" DIA. NO WRENCH TYPE	1.00
	F3-1	ANCHOR 10" DIA. NO WRENCH TYPE	1.00
217.000	35-6	POLE WOOD 35' CLASS 6 (RETIREMENT ONLY)	1.00
218.000	35-6	POLE WOOD 35' CLASS 6 (RETIREMENT ONLY)	1.00
219.000	35-6	POLE WOOD 35' CLASS 6 (RETIREMENT ONLY)	1.00
	F3-1	ANCHOR 10" DIA. NO WRENCH TYPE	1.00