

**SCANNED**

Florida Power Corporation  
Docket No. 950001-EI

Request for Specified Confidential Treatment

**DECLASSIFIED**

990001

---

423 Forms for August, 1995

CONFIDENTIAL COPY

(confidential information denoted with shading)

---

MONTHLY REPORT OF COST AND QUALITY OF FUEL OIL FOR ELECTRIC PLANTS  
DETAIL OF INVOICE AND TRANSPORTATION CHARGES

1. REPORTING MONTH: Aug-95  
2. REPORTING COMPANY: FLORIDA POWER CORPORATION

3. NAME, TITLE & TELEPHONE NUMBER OF CONTACT PERSON CONCERNING DATA SUBMITTED ON THIS FORM: JAN SMITH, ACCOUNTING TECHNICIAN (813) 866-5622  
4. SIGNATURE OF OFFICIAL SUBMITTING REPORT: *David P. Develle*  
DAVID P. DEVELLE, DIRECTOR, REGULATORY ACCOUNTING  
5. DATE COMPLETED: 10/03/95

LINE NO. (a)	PLANT NAME (b)	SUPPLIER NAME (c)	DELIVERY LOCATION (d)	DELIVERY DATE (e)	TYPE OIL (f)	VOLUME (Bbls) (g)	INVOICE PRICE (\$/Bbl) (h)	INVOICE AMOUNT (\$) (i)	DISCOUNT (\$) (j)	NET AMOUNT (\$) (k)	NET PRICE (\$/Bbl) (l)	QUALITY ADJUST (\$/Bbl) (m)	EFFECTIVE PURCHASE PRICE (\$/Bbl) (n)	TRANSPORT TO TERMINAL (\$/Bbl) (o)	ADDITIONAL TRANSPORT CHARGES (\$/Bbl) (p)	OTHER CHARGES (\$/Bbl) (q)	DELIVERED PRICE (\$/Bbl) (r)
1	ANCLOTE	BP OIL COMPANY	FOB PLANT	08/95	F02	5,598	\$21.1550	\$118,425.90	\$0.0000	\$118,425.90	\$21.1550	\$0.0000	\$21.1550	\$0.0000	\$0.6574	\$0.8700	\$22.6824
<del>2</del>	<del>AVON PARK PEAKERS</del>	<del>NO DELIVERIES</del>															
<del>3</del>	<del>BARTOW</del>	<del>NO DELIVERIES</del>															
4	BARTOW NORTH FUEL TERMINAL	COASTAL FUELS MARKETING	FOB TERMINAL	08/95	F06	205,322	\$13.4118	\$2,753,734.49	\$0.0000	\$2,753,734.49	\$13.4118	\$0.0000	\$13.4118	\$0.0000	\$0.0000	\$0.0700	\$13.4818
5	BARTOW PEAKERS	COASTAL FUELS MARKETING	FOB PLANT	08/95	F02	18,548	\$22.3022	\$413,661.94	\$0.0000	\$413,661.94	\$22.3022	\$0.0000	\$22.3022	\$0.0000	\$0.0000	\$0.8700	\$23.1722
6	BARTOW SOUTH FUEL TERMINAL	COASTAL FUELS MARKETING	FOB TERMINAL	08/95	F06	451,882	\$13.7555	\$6,215,848.68	\$68,029.8600	\$6,147,818.82	\$13.6049	\$0.0000	\$13.6049	\$0.0000	\$0.0000	\$0.0700	\$13.6749
7	BARTOW SOUTH FUEL TERMINAL	COASTAL FUELS MARKETING	FOB TERMINAL	08/95	F06	12,381	\$13.6557	\$169,071.66	\$0.0000	\$169,071.66	\$13.6557	\$0.0000	\$13.6557	\$0.0000	\$0.0000	\$0.0700	\$13.7257
8	BAYBORO PEAKERS	COASTAL FUELS MARKETING	FOB PLANT	08/95	F02	23,769	\$22.2469	\$528,787.67	\$0.0000	\$528,787.67	\$22.2469	\$0.0000	\$22.2469	\$0.0000	\$0.0000	\$0.8699	\$23.1168
9	CRYSTAL RIVER NORTH	BP OIL COMPANY	FOB PLANT	08/95	F02	3,120	\$21.0051	\$65,536.00	\$0.0000	\$65,536.00	\$21.0051	\$0.0000	\$21.0051	\$0.0000	\$1.0924	\$0.8702	\$22.9677
10	CRYSTAL RIVER SOUTH	BP OIL COMPANY	FOB PLANT	08/95	F02	2,282	\$21.3554	\$48,305.94	\$0.0000	\$48,305.94	\$21.3554	\$0.0000	\$21.3554	\$0.0000	\$1.0938	\$0.8712	\$23.3204
11	DEBARY PEAKERS	AMERADA HESS CORPORATION	FOB PLANT	08/95	F02	9,485	\$22.6860	\$215,177.08	\$1,327.4000	\$213,849.68	\$22.5461	\$0.0000	\$22.5461	\$0.0000	\$1.7853	\$0.5928	\$24.9242
12	DEBARY PEAKERS	BP OIL COMPANY	FOB PLANT	08/95	F02	708	\$21.0775	\$14,922.89	\$0.0000	\$14,922.89	\$21.0775	\$0.0000	\$21.0775	\$0.0000	\$1.6210	\$0.8675	\$23.5660
13	DEBARY PEAKERS	COASTAL FUELS MARKETING	FOB PLANT	08/95	F02	67,685	\$23.5263	\$1,592,380.34	\$0.0000	\$1,592,380.34	\$23.5263	\$0.0000	\$23.5263	\$0.0000	\$0.0000	\$0.8699	\$24.3962
14	DEBARY PEAKERS	COASTAL FUELS MARKETING	FOB PLANT	08/95	F02	10,191	\$22.4102	\$228,382.48	\$0.0000	\$228,382.48	\$22.4102	\$0.0000	\$22.4102	\$0.0000	\$2.0377	\$0.8701	\$25.3180
15	DEBARY PEAKERS	COASTAL FUELS MARKETING	FOB PLANT	08/95	F02	30,532	\$23.3931	\$714,237.56	\$0.0000	\$714,237.56	\$23.3931	\$0.0000	\$23.3931	\$0.0000	\$0.0000	\$0.8699	\$24.2630
<del>16</del>	<del>HIGGINS STEAM PLANT</del>	<del>NO DELIVERIES</del>															
<del>17</del>	<del>HIGGINS PEAKERS</del>	<del>NO DELIVERIES</del>															
18	INTERCESSION CITY PEAKERS	BP OIL COMPANY	FOB PLANT	08/95	F02	41,439	\$21.1433	\$876,158.81	\$0.0000	\$876,158.81	\$21.1433	\$0.0000	\$21.1433	\$0.0000	\$1.1188	\$0.8691	\$23.1313



MONTHLY REPORT OF COST AND QUALITY OF COAL FOR ELECTRIC PLANTS  
ORIGIN, TONNAGE, DELIVERED PRICE AND AS RECEIVED QUALITY

- 1. Report for: Mo. August Yr. 1995
- 2. Reporting Company: Florida Power Corporation
- 3. Plant Name: Transfer Facility IMT

4. Name, Title and Telephone Number of Contact  
Person Concerning Data Submitted on this Form  
Delmar J. Clark Jr., Financial Analyst-Regulatory  
(813) 824-6491

**SPECIFIED  
CONFIDENTIAL**

5. Signature of Official Submitting Report

  
Delmar J. Clark Jr., Financial Analyst-Regulatory

6. Date Completed: October 13, 1995

Line No.	Supplier Name	Mine Location	Purchase Type	Transportation Mode	Tons	Effective Purchase Price (\$/Ton)	Total Transportation Cost (\$/Ton)	F.O.B. Plant Price (\$/Ton)	As Received Coal Quality			
									Percent Sulfur (%)	Btu Content (Btu/lb)	Percent Ash (%)	Percent Moisture (%)
(a)	(b)	(c)	(d)	(e)	(f)	(g)	(h)	(i)	(j)	(k)	(l)	(m)
1.	A. T. Massey Coal Co.	08, Wv, 005	LTC	TR&B	12,828	\$27.01	\$15.93	\$42.94	0.68	12,575	8.19	7.15
2.	A. T. Massey Coal Co.	08, Ky, 019	LTC	TR&B	43,497	\$27.01	\$15.93	\$42.94	0.68	12,575	8.19	7.15
3.	Pen Coal Company	08, Wv, 099	LTC	B	4,760	\$28.46	\$15.93	\$44.39	0.98	12,556	8.36	6.34
4.	Pen Coal Company	08, Wv, 099	LTC	B	18,410	\$28.88	\$15.93	\$44.81	0.67	12,671	8.96	6.04

MONTHLY REPORT OF COST AND QUALITY OF COAL FOR ELECTRIC PLANTS  
ORIGIN, TONNAGE, DELIVERED PRICE AND AS RECEIVED QUALITY

- 1. Report for: Mo. August Yr. 1995
- 2. Reporting Company: Florida Power Corporation
- 3. Plant Name: Crystal River 1 & 2

**SPECIFIED  
CONFIDENTIAL**

4. Name, Title and Telephone Number of Contact Person Concerning Data Submitted on this Form  
Delmar J. Clark Jr., Financial Analyst-Regulatory  
(813) 824-6491

5. Signature of Official Submitting Report

*Delmar J. Clark Jr.*  
Delmar J. Clark Jr., Financial Analyst-Regulatory

6. Date Completed: October 13, 1995

Line No.	Supplier Name	Mine Location	Purchase Type	Transportation Mode	Tons	Effective Purchase Price (\$/Ton)	Total Transportation Cost (\$/Ton)	F.O.B. Plant Price (\$/Ton)	As Received Coal Quality			
									Percent Sulfur (%)	Btu Content (Btu/lb)	Percent Ash (%)	Percent Moisture (%)
(a)	(b)	(c)	(d)	(e)	(f)	(g)	(h)	(i)	(j)	(k)	(l)	(m)
1.	Consolidation Coal Sales	08,Ky,025	LTC	UR	19,713	\$24.70	\$16.79	\$41.49	1.02	12,383	8.39	7.16
2.	Consolidation Coal Sales	08,Ky,119	LTC	UR	9,907	\$24.70	\$16.79	\$41.49	1.02	12,383	8.39	7.16
3.	Arch of Kentucky	08,Ky,095	LTC	UR	49,404	\$27.62	\$16.66	\$44.28	0.97	13,178	6.62	6.52
4.	Kentucky May Coal Co.	08,Ky,133	S	UR	28,358	\$23.85	\$16.79	\$40.64	0.88	12,251	9.07	8.77
5.	Transfer Facility	N/A	LTC	OB	14,034	\$44.30	\$7.60	\$51.90	0.95	12,405	9.52	6.87

MONTHLY REPORT OF COST AND QUALITY OF COAL FOR ELECTRIC PLANTS  
ORIGIN, TONNAGE, DELIVERED PRICE AND AS RECEIVED QUALITY

- 1. Report for: Mo. August Yr. 1995
- 2. Reporting Company: Florida Power Corporation
- 3. Plant Name: Crystal River 4 & 5

**SPECIFIED  
CONFIDENTIAL**

4. Name, Title and Telephone Number of Contact  
Person Concerning Data Submitted on this Form  
Delmar J. Clark Jr., Financial Analyst-Regulatory  
(813) 824-6491

5. Signature of Official Submitting Report

  
Delmar J. Clark Jr., Financial Analyst-Regulatory

6. Date Completed: October 13, 1995

Line No.	Supplier Name	Mine Location	Purchase Type	Transportation Mode	Tons	Effective Purchase Price (\$/Ton)	Total Transportation Cost (\$/Ton)	F.O.B. Plant Price (\$/Ton)	As Received Coal Quality			
									Percent Sulfur (%)	Btu Content (Btu/lb)	Percent Ash (%)	Percent Moisture (%)
(a)	(b)	(c)	(d)	(e)	(f)	(g)	(h)	(i)	(j)	(k)	(l)	(m)
1.	Powell Mtn. Joint Venture	08,Va,105	LTC	UR	79,132	\$36.39	\$16.86	\$53.25	0.67	12,427	9.48	7.07
2.	Golden Oak Mining Co.	08,Ky,133	LTC	UR	39,956	\$25.00	\$17.98	\$42.98	0.66	12,970	6.68	6.76
3.	Franklin Coal Sales	08,Ky,195	LTC	UR	19,558	\$26.76	\$16.99	\$43.75	0.64	12,875	9.13	6.12
4.	Consol, Inc.	08,Wv,005	S	UR	19,926	\$24.50	\$18.27	\$42.77	0.73	12,933	8.06	5.74
5.	Consol, Inc.	08,Ky,133	S	UR	19,686	\$25.00	\$16.99	\$41.99	0.73	12,933	8.06	5.74
6.	Kentucky May Coal Co.	08,Wv,005	S	UR	9,098	\$24.50	\$18.27	\$42.77	0.67	12,766	9.45	5.58
7.	Quaker Coal Company	08,Ky,195	S	UR	9,535	\$25.00	\$16.99	\$41.99	0.62	12,940	7.87	6.80
8.	Transfer Facility	N/A	LTC	OB	112,937	\$42.76	\$7.60	\$50.36	0.67	12,383	8.74	6.79

MONTHLY REPORT OF COST AND QUALITY OF COAL FOR ELECTRIC PLANTS  
ORIGIN, TONNAGE, DELIVERED PRICE AND AS RECEIVED QUALITY

- 1. Report for: Mo. August Yr. 1995
- 2. Reporting Company: Florida Power Corporation
- 3. Plant Name: Transfer Facility IMT

**SPECIFIED  
CONFIDENTIAL**

- 4. Name, Title and Telephone Number of Contact Person Concerning Data Submitted on this Form  
Delmar J. Clark Jr., Financial Analyst-Regulatory  
(813) 824-6491

- 5. Signature of Official Submitting Report

*Delmar J. Clark Jr.*  
Delmar J. Clark Jr., Financial Analyst-Regulatory

- 6. Date Completed: October 13, 1995

Line No.	Supplier Name	Mine Location	Purchase Type	Tons	F.O.B. Mine Price (\$/Ton)	Short Haul & Loading Charges (\$/Ton)	Original Invoice Price (\$/Ton)	Retro-active Price Increases (\$/Ton)	Base Price (\$/Ton)	Quality Adjustments (\$/Ton)	Effective Purchase Price (\$/Ton)
(a)	(b)	(c)	(d)	(e)	(f)	(g)	(h)	(i)	(j)	(k)	(l)
1.	A. T. Massey Coal Co.	08, Wv, 005	LTC	12,828	\$27.01	\$0.00	\$27.01	\$0.00	\$27.01	\$0.00	\$27.01
2.	A. T. Massey Coal Co.	08, Ky, 019	LTC	43,497	\$27.01	\$0.00	\$27.01	\$0.00	\$27.01	\$0.00	\$27.01
3.	Pen Coal Company	08, Wv, 099	LTC	4,760	\$27.20	\$0.00	\$27.20	\$0.00	\$27.20	\$1.26	\$28.46
4.	Pen Coal Company	08, Wv, 099	LTC	18,410	\$28.50	\$0.00	\$28.50	\$0.00	\$28.50	\$0.38	\$28.88


MONTHLY REPORT OF COST AND QUALITY OF COAL FOR ELECTRIC PLANTS  
ORIGIN, TONNAGE, DELIVERED PRICE AND AS RECEIVED QUALITY

- 1. Report for: Mo. August Yr. 1995
- 2. Reporting Company: Florida Power Corporation
- 3. Plant Name: Crystal River 1 & 2

**SPECIFIED  
CONFIDENTIAL**

4. Name, Title and Telephone Number of Contact  
Person Concerning Data Submitted on this Form  
Delmar J. Clark Jr., Financial Analyst-Regulatory  
(813) 824-6491

5. Signature of Official Submitting Report

  
Delmar J. Clark Jr., Financial Analyst-Regulatory

6. Date Completed: October 13, 1995

Line No.	Supplier Name	Mine Location	Purchase Type	Tons	F.O.B. Mine Price (\$/Ton)	Short Haul & Loading Charges (\$/Ton)	Original Invoice Price (\$/Ton)	Retro-active Price Increases (\$/Ton)	Base Price (\$/Ton)	Quality Adjustments (\$/Ton)	Effective Purchase Price (\$/Ton)
(a)	(b)	(c)	(d)	(e)	(f)	(g)	(h)	(i)	(j)	(k)	(l)
1.	Consolidation Coal Sales	08,Ky,025	LTC	19,713	\$24.70	\$0.00	\$24.70	\$0.00	\$24.70	\$0.00	\$24.70
2.	Consolidation Coal Sales	08,Ky,119	LTC	9,907	\$24.70	\$0.00	\$24.70	\$0.00	\$24.70	\$0.00	\$24.70
3.	Arch of Kentucky	08,Ky,095	LTC	49,404	\$27.25	\$0.00	\$27.25	\$0.00	\$27.25	\$0.37	\$27.62
4.	Kentucky May Coal Co.	08,Ky,133	S	28,358	\$23.85	\$0.00	\$23.85	\$0.00	\$23.85	\$0.00	\$23.85
5.	Transfer Facility	N/A	LTC	14,034	\$44.30	\$0.00	\$44.30	N/A	\$44.30	N/A	\$44.30



MONTHLY REPORT OF COST AND QUALITY OF COAL FOR ELECTRIC PLANTS  
ORIGIN, TONNAGE, DELIVERED PRICE AND AS RECEIVED QUALITY

- 1. Report for: Mo. August Yr. 1995
- 2. Reporting Company: Florida Power Corporation
- 3. Plant Name: Crystal River 4 & 5

**SPECIFIED  
CONFIDENTIAL**

4. Name, Title and Telephone Number of Contact  
Person Concerning Data Submitted on this Form  
Delmar J. Clark Jr., Financial Analyst-Regulatory  
(813) 824-6491

5. Signature of Official Submitting Report

  
Delmar J. Clark Jr., Financial Analyst-Regulatory

6. Date Completed: October 13, 1995

Line No.	Supplier Name	Mine Location	Purchase Type	Tons	F.O.B. Mine Price (\$/Ton)	Short Haul & Loading Charges (\$/Ton)	Original Invoice Price (\$/Ton)	Retro-active Price Increases (\$/Ton)	Base Price (\$/Ton)	Quality Adjustments (\$/Ton)	Effective Purchase Price (\$/Ton)
(a)	(b)	(c)	(d)	(e)	(f)	(g)	(h)	(i)	(j)	(k)	(l)
1.	Powell Mtn. Joint Venture	08,Va,105	LTC	79,132	\$36.39	\$0.00	\$36.39	\$0.00	\$36.39	\$0.00	\$36.39
2.	Golden Oak Mining Co.	08,Ky,133	LTC	39,956	\$25.00	\$0.00	\$25.00	\$0.00	\$25.00	\$0.00	\$25.00
3.	Franklin Coal Sales	08,Ky,195	LTC	19,558	\$26.76	\$0.00	\$26.76	\$0.00	\$26.76	\$0.00	\$26.76
4.	Consol, Inc.	08,Wv,005	S	19,926	\$24.50	\$0.00	\$24.50	\$0.00	\$24.50	\$0.00	\$24.50
5.	Consol, Inc.	08,Ky,133	S	19,686	\$25.00	\$0.00	\$25.00	\$0.00	\$25.00	\$0.00	\$25.00
6.	Kentucky May Coal Co.	08,Wv,005	S	9,098	\$24.50	\$0.00	\$24.50	\$0.00	\$24.50	\$0.00	\$24.50
7.	Quaker Coal Company	08,Ky,195	S	9,535	\$25.00	\$0.00	\$25.00	\$0.00	\$25.00	\$0.00	\$25.00
8.	Transfer Facility	N/A	LTC	112,937	\$42.76	\$0.00	\$42.76	N/A	\$42.76	N/A	\$42.76

MONTHLY REPORT OF COST AND QUALITY OF COAL FOR ELECTRIC PLANTS  
ORIGIN, TONNAGE, DELIVERED PRICE AND AS RECEIVED QUALITY

- 1. Report For: Mo. August Yr. 1995
- 2. Reporting Company: Florida Power Corporation
- 3. Plant Name: Transfer Facility IMT

**SPECIFIED  
CONFIDENTIAL**

- 4. Name, Title and Telephone Number of Contact Person Concerning Data Submitted on this Form  
Delmar J. Clark Jr., Financial Analyst - Regulatory  
(813) 824-6491

- 5. Signature of Official Submitting Report

  
Delmar J. Clark Jr., Financial Analyst - Regulatory

- 6. Date Completed: October 13, 1995

Line No.	Supplier Name	Mine Location	Shipping Point	Transportation Mode	Tons	Effective Purchase Price (\$/Ton)	Additional Shorthaul & Loading Charges (\$/Ton)	Rail Rate (\$/Ton)	Other Rail Charges (\$/Ton)	River Barge Rate (\$/Ton)	Trans-loading Rate (\$/Ton)	Ocean Barge Rate (\$/Ton)	Other Water Charges (\$/Ton)	Other Related Charges (\$/Ton)	Transportation Charges (\$/Ton)	F.O.B. Plant Price (\$/Ton)	
																	(a)
1.	A. T. Massey Coal Co.	08, Wv, 005	Boone, Wv	TR&B	12,828	\$27.01	N/A	N/A	N/A	N/A	N/A	N/A	N/A	N/A	N/A	\$15.93	\$42.94
2.	A. T. Massey Coal Co.	08, Ky, 019	Boyd, Ky	TR&B	43,497	\$27.01	N/A	N/A	N/A	N/A	N/A	N/A	N/A	N/A	N/A	\$15.93	\$42.94
3.	Pen Coal Company	08, Wv, 099	Wayne, Wv	B	4,760	\$28.46	N/A	N/A	N/A	N/A	N/A	N/A	N/A	N/A	N/A	\$15.93	\$44.39
4.	Pen Coal Company	08, Wv, 099	Wayne, Wv	B	18,410	\$28.88	N/A	N/A	N/A	N/A	N/A	N/A	N/A	N/A	N/A	\$15.93	\$44.81

MONTHLY REPORT OF COST AND QUALITY OF COAL FOR ELECTRIC PLANTS  
ORIGIN, TONNAGE, DELIVERED PRICE AND AS RECEIVED QUALITY

- 1. Report For: Mo. August Yr. 1995
- 2. Reporting Company: Florida Power Corporation
- 3. Plant Name: Crystal River 1 & 2

**SPECIFIED  
CONFIDENTIAL**

4. Name, Title and Telephone Number of Contact  
Person Concerning Data Submitted on this Form  
Delmar J. Clark Jr., Financial Analyst - Regulatory  
(813) 824-6491

5. Signature of Official Submitting Report

  
Delmar J. Clark Jr., Financial Analyst - Regulatory

6. Date Completed: October 13, 1995

Line No.	Supplier Name	Mine Location	Shipping Point	Transportation Mode	Tons	Effective Purchase Price (\$/Ton)	Additional		Rail Rate (\$/Ton)	Other Rail Charges (\$/Ton)	River Barge Rate (\$/Ton)	Trans-loading Rate (\$/Ton)	Ocean Barge Rate (\$/Ton)	Other Water Charges (\$/Ton)	Other Related Charges (\$/Ton)	Transportation Charges (\$/Ton)	F.O.B. Plant Price (\$/Ton)
							Shorthaul & Loading Charges (\$/Ton)	Rail Charges (\$/Ton)									
(a)	(b)	(c)	(d)	(e)	(f)	(g)	(h)	(i)	(j)	(k)	(l)	(m)	(n)	(o)	(p)	(q)	
1.	Consolidation Coal Sales	08,Ky,025	Breathitt, Ky	UR	19,713	\$24.70	\$0.00	\$15.30	\$1.49	N/A	N/A	N/A	\$0.00	\$0.00	\$16.79	\$41.49	
2.	Consolidation Coal Sales	08,Ky,119	Knott, Ky	UR	9,907	\$24.70	\$0.00	\$15.30	\$1.49	N/A	N/A	N/A	\$0.00	\$0.00	\$16.79	\$41.49	
3.	Arch of Kentucky	08,Ky,095	Harlan, Ky	UR	49,404	\$27.62	\$0.00	\$15.17	\$1.49	N/A	N/A	N/A	\$0.00	\$0.00	\$16.66	\$44.28	
4.	Kentucky May Coal Co.	08,Ky,133	Letcher, Ky	UR	28,358	\$23.85	\$0.00	\$15.30	\$1.49	N/A	N/A	N/A	\$0.00	\$0.00	\$16.79	\$40.64	
5.	Transfer Facility	N/A	Plaquemines Parrish, La	OB	14,034	\$44.30	\$0.00	N/A	N/A	N/A	N/A	\$7.60	\$0.00	\$0.00	\$7.60	\$51.90	


MONTHLY REPORT OF COST AND QUALITY OF COAL FOR ELECTRIC PLANTS  
ORIGIN, TONNAGE, DELIVERED PRICE AND AS RECEIVED QUALITY

- 1. Report For: Mo. August Yr. 1995
- 2. Reporting Company: Florida Power Corporation
- 3. Plant Name: Crystal River 4 & 5

**SPECIFIED  
CONFIDENTIAL**

4. Name, Title and Telephone Number of Contact  
Person Concerning Data Submitted on this Form  
Delmar J. Clark Jr., Financial Analyst - Regulatory  
(813) 824-6491

5. Signature of Official Submitting Report

  
Delmar J. Clark Jr., Financial Analyst - Regulatory

6. Date Completed: October 13, 1995

Line No.	Supplier Name	Mine Location	Shipping Point	Transportation Mode	Tons	Effective Purchase Price (\$/Ton)	Additional Shorthaul & Loading Charges (\$/Ton)	Rail Rate (\$/Ton)	Other Rail Charges (\$/Ton)	River Barge Rate (\$/Ton)	Trans-loading Rate (\$/Ton)	Ocean Barge Rate (\$/Ton)	Other Water Charges (\$/Ton)	Other Related Charges (\$/Ton)	Transportation Charges (\$/Ton)	F.O.B.
																Plant Price (\$/Ton)
(a)	(b)	(c)	(d)	(e)	(f)	(g)	(h)	(i)	(j)	(k)	(l)	(m)	(n)	(o)	(p)	(q)
1.	Powell Mtn. Joint Venture	08,Va,105	Lee, Va	UR	79,132	\$36.39	\$0.00	\$15.17	\$1.69	N/A	N/A	N/A	\$0.00	\$0.00	\$16.86	\$53.25
2.	Golden Oak Mining Co.	08,Ky,133	Letcher, Ky	UR	39,956	\$25.00	\$0.00	\$16.29	\$1.69	N/A	N/A	N/A	\$0.00	\$0.00	\$17.98	\$42.98
3.	Franklin Coal Sales	08,Ky,195	Pike, Ky	UR	19,558	\$26.76	\$0.00	\$15.30	\$1.69	N/A	N/A	N/A	\$0.00	\$0.00	\$16.99	\$43.75
4.	Consol, Inc.	08,Wv,005	Boone, Wv	UR	19,926	\$24.50	\$0.00	\$16.58	\$1.69	N/A	N/A	N/A	\$0.00	\$0.00	\$18.27	\$42.77
5.	Consol, Inc.	08,Ky,133	Letcher, Ky	UR	19,686	\$25.00	\$0.00	\$15.30	\$1.69	N/A	N/A	N/A	\$0.00	\$0.00	\$16.99	\$41.99
6.	Kentucky May Coal Co.	08,Wv,005	Boone, Wv	UR	9,098	\$24.50	\$0.00	\$16.58	\$1.69	N/A	N/A	N/A	\$0.00	\$0.00	\$18.27	\$42.77
7.	Quaker Coal Company	08,Ky,195	Pike, Ky	UR	9,535	\$25.00	\$0.00	\$15.30	\$1.69	N/A	N/A	N/A	\$0.00	\$0.00	\$16.99	\$41.99
8.	Transfer Facility	N/A	Plaquemines Parrish, La	OB	112,937	\$42.76	\$0.00	N/A	N/A	N/A	N/A	\$7.60	\$0.00	\$0.00	\$7.60	\$50.36

MONTHLY REPORT OF COST AND QUALITY OF COAL FOR ELECTRIC PLANTS  
 REPORT OF ADJUSTMENTS TO PREVIOUS COAL DELIVERIES

- 1. Report For: Mo. August Yr. 1995
- 2. Reporting Company: Florida Power Corporation
- 3. Plant Name: Transfer Facility IMT

**SPECIFIED  
 CONFIDENTIAL**

4. Name, Title and Telephone Number of Contact  
 Person Concerning Data Submitted on this Form  
 Delmar J. Clark Jr., Financial Analyst – Regulatory  
 (813) 824-6491

5. Signature of Official Submitting Report

*Delmar J. Clark Jr.*  
 Delmar J. Clark Jr., Financial Analyst Regulatory

6. Date Completed: October 13, 1995

Line No.	Month Reported	Form Plant Name	Intended Generating Plant	Supplier	Original Line Number	Old Volume (tons)	Form No.	Column Title	Old Value	New Value	New F.O.B. Plant Price	Reason for Revision
(a)	(b)	(c)	(d)	(e)	(f)	(g)	(h)	(i)	(j)	(k)	(l)	(m)
1.	07/95	CR 1&2	CR 1&2	Ashland Coal Inc.	3	2,050	2A	(k) Quality Adjustment	\$0.00	\$0.50	\$48.68	Quality Adjustment *
2.	07/95	CR 1&2	CR 1&2	Pen Coal Company	4	5,034	2A	(k) Quality Adjustment	\$0.00	\$1.55	\$44.68	Quality Adjustment

\*  $43.95 \text{ (JUL)} + .50 \text{ (AUG)} = 44.45$   
 FOB PLANT PRICE SHOULD BE 48.68  
 THERE'S GOING TO BE A  
 TRANS-COST ADJUSTMENT  
 LYNN 10/27 CHANGED TRANSPORTATION

MONTHLY REPORT OF COST AND QUALITY OF COAL FOR ELECTRIC PLANTS  
 REPORT OF ADJUSTMENTS TO PREVIOUS COAL DELIVERIES

- 1. Report For: Mo. August Yr. 1995
- 2. Reporting Company: Florida Power Corporation
- 3. Plant Name: Transfer Facility TTI Systems, Inc.

- 4. Name, Title and Telephone Number of Contact Person Concerning Data Submitted on this Form  
 Delmar J. Clark Jr., Financial Analyst - Regulatory  
 (813) 824-6491

- 5. Signature of Official Submitting Report

  
 Delmar J. Clark Jr., Financial Analyst - Regulatory

- 6. Date Completed: October 13, 1995

Line No.	Month Reported	Form Plant Name	Intended Generating Plant	Supplier	Original Line Number	Old Volume (tons)	Form No.	Column Title	Old Value	New Value	New F.O.B. Plant Price	Reason for Revision
(a)	(b)	(c)	(d)	(e)	(f)	(g)	(h)	(i)	(j)	(k)	(l)	(m)

== NONE ==


MONTHLY REPORT OF COST AND QUALITY OF COAL FOR ELECTRIC PLANTS  
 REPORT OF ADJUSTMENTS TO PREVIOUS COAL DELIVERIES

- 1. Report For: Mo. August Yr. 1995
- 2. Reporting Company: Florida Power Corporation
- 3. Plant Name: Crystal River 1 & 2

**SPECIFIED  
 CONFIDENTIAL**

4. Name, Title and Telephone Number of Contact Person Concerning Data Submitted on this Form  
 Delmar J. Clark Jr., Financial Analyst - Regulatory  
 (813) 824-6491

5. Signature of Official Submitting Report

  
 Delmar J. Clark Jr., Financial Analyst - Regulatory

6. Date Completed: October 13, 1995

Line No.	Month Reported	Form Plant Name	Intended Generating Plant	Supplier	Original Line Number	Old Volume (tons)	Form No.	Column Title	Old Value	New Value	New F.O.B. Plant Price	Reason for Revision
(a)	(b)	(c)	(d)	(e)	(f)	(g)	(h)	(i)	(j)	(k)	(l)	(m)
1.	03/95	CR 1&2	CR 1&2	Kentucky May Coal Co.	5	18,238	2A	(k) Quality Adjustment	\$0.00	\$0.27	\$40.43	Quality Adjustment
2.	06/95	CR 1&2	CR 1&2	Arch of Kentucky	2	48,859	2A	(k) Quality Adjustment	\$0.00	\$0.50	\$44.43	Quality Adjustment
3.	07/95	CR 1&2	CR 1&2	Arch of Kentucky	2	39,564	2A	(k) Quality Adjustment	\$0.00	\$0.50	\$44.53	Quality Adjustment

MONTHLY REPORT OF COST AND QUALITY OF COAL FOR ELECTRIC PLANTS  
 REPORT OF ADJUSTMENTS TO PREVIOUS COAL DELIVERIES

- 1. Report For: Mo. August Yr. 1995
- 2. Reporting Company: Florida Power Corporation
- 3. Plant Name: Crystal River 4 & 5

**SPECIFIED  
 CONFIDENTIAL**

4. Name, Title and Telephone Number of Contact  
 Person Concerning Data Submitted on this Form  
 Delmar J. Clark Jr., Financial Analyst – Regulatory  
 (813) 824-6491

5. Signature of Official Submitting Report

  
 Delmar J. Clark Jr., Financial Analyst – Regulatory

6. Date Completed: October 13, 1995

Line No.	Month Reported	Form Plant Name	Intended Generating Plant	Supplier	Original Line Number	Old Volume (tons)	Form No.	Column Title	Old Value	New Value	New F.O.B. Plant Price	Reason for Revision
(a)	(b)	(c)	(d)	(e)	(f)	(g)	(h)	(i)	(j)	(k)	(l)	(m)
1.	07/95	CR 4&5	CR 4&5	Franklin Coal Sales	5	9,748	2A	(k) Quality Adjustment	\$0.00	\$0.91	\$44.83	Quality Adjustment