

990001

ATTACHMENT C

SCANNED

Florida Power Corporation
Docket No. 950001-EI

Request for Specified Confidential Treatment

DECLASSIFIED

423 Forms for September, 1995

CONFIDENTIAL COPY

(confidential information denoted with shading)

DOCUMENT NUMBER-DATE

11765 NOV 22 88

FPSC-RECORDS/REPORTING


MONTHLY REPORT OF COST AND QUALITY OF COAL FOR ELECTRIC PLANTS
ORIGIN, TONNAGE, DELIVERED PRICE AND AS RECEIVED QUALITY

- 1. Report for: Mo. September Yr. 1995
- 2. Reporting Company: Florida Power Corporation
- 3. Plant Name: Transfer Facility IMT

**SPECIFIED
CONFIDENTIAL**

4. Name, Title and Telephone Number of Contact Person Concerning Data Submitted on this Form
Delmar J. Clark Jr., Financial Analyst-Regulatory
(813) 824-6491

5. Signature of Official Submitting Report


Delmar J. Clark Jr., Financial Analyst-Regulatory

6. Date Completed: November 15, 1995

Line No.	Supplier Name	Mine Location	Purchase Type	Transportation Mode	Tons	Effective Purchase Price (\$/Ton)	Total Transportation Cost (\$/Ton)	F.O.B. Plant Price (\$/Ton)	As Received Coal Quality			
									Percent Sulfur (%)	Btu Content (Btu/lb)	Percent Ash (%)	Percent Moisture (%)
(a)	(b)	(c)	(d)	(e)	(f)	(g)	(h)	(i)	(j)	(k)	(l)	(m)
1.	A. T. Massey Coal Co.	08, Wv, 005	LTC	TR&B	26,715	\$27.01	\$15.93	\$42.94	0.69	12,512	8.81	6.97
2.	A. T. Massey Coal Co.	08, Ky, 019	LTC	TR&B	34,829	\$27.01	\$15.93	\$42.94	0.69	12,512	8.81	6.97
3.	Pen Coal Company	08, Ky, 071	LTC	B	3,565	\$27.57	\$15.93	\$43.50	0.94	12,163	9.97	7.61
4.	Pen Coal Company	08, Wv, 059	LTC	B	1,503	\$27.57	\$15.93	\$43.50	0.94	12,163	9.97	7.61
5.	Pen Coal Company	08, Ky, 071	LTC	B	8,100	\$28.60	\$15.93	\$44.53	0.66	12,545	9.38	6.48
6.	Pen Coal Company	08, Wv, 059	LTC	B	12,051	\$28.60	\$15.93	\$44.53	0.66	12,545	9.38	6.48
7.	Ashland Coal Co.	08, Ky, 195	S	B	937	\$32.50	\$4.10	\$36.60	0.78	12,676	8.60	7.39

**MONTHLY REPORT OF COST AND QUALITY OF COAL FOR ELECTRIC PLANTS
ORIGIN, TONNAGE, DELIVERED PRICE AND AS RECEIVED QUALITY**

- 1. Report for: Mo. September Yr. 1995
- 2. Reporting Company: Florida Power Corporation
- 3. Plant Name: Crystal River 1 & 2

**SPECIFIED
CONFIDENTIAL**

4. Name, Title and Telephone Number of Contact Person Concerning Data Submitted on this Form
Delmar J. Clark Jr., Financial Analyst-Regulatory
(813) 824-6491

5. Signature of Official Submitting Report

Delmar J. Clark Jr.
Delmar J. Clark Jr., Financial Analyst-Regulatory

6. Date Completed: November 15, 1995

Line No.	Supplier Name	Mine Location	Purchase Type	Transportation Mode	Tons	Effective Purchase Price (\$/Ton)	Total Transportation Cost (\$/Ton)	F.O.B. Plant Price (\$/Ton)	As Received Coal Quality			
									Percent Sulfur (%)	Btu Content (Btu/lb)	Percent Ash (%)	Percent Moisture (%)
(a)	(b)	(c)	(d)	(e)	(f)	(g)	(h)	(i)	(j)	(k)	(l)	(m)
1.	Consolidation Coal Sales	08,Ky,025	LTC	UR	9,740	\$24.70	\$16.80	\$41.50	0.97	12,474	8.47	6.80
2.	Consolidation Coal Sales	08,Ky,119	LTC	UR	28,031	\$24.70	\$16.80	\$41.50	0.97	12,474	8.47	6.80
3.	Arch of Kentucky	08,Ky,095	LTC	UR	19,508	\$27.25	\$16.67	\$43.92	0.92	13,234	6.55	6.18
4.	Kentucky May Coal Co.	08,Ky,133	S	UR	27,609	\$24.65	\$16.80	\$41.45	0.86	12,358	9.64	7.35
5.	Transfer Facility	N/A	LTC	OB	27,968	\$43.80	\$7.60	\$51.40	0.95	12,412	9.47	6.87


MONTHLY REPORT OF COST AND QUALITY OF COAL FOR ELECTRIC PLANTS
ORIGIN, TONNAGE, DELIVERED PRICE AND AS RECEIVED QUALITY

- 1. Report for: Mo. September Yr. 1995
- 2. Reporting Company: Florida Power Corporation
- 3. Plant Name: Crystal River 4 & 5

**SPECIFIED
CONFIDENTIAL**

4. Name, Title and Telephone Number of Contact Person Concerning Data Submitted on this Form
Delmar J. Clark Jr., Financial Analyst-Regulatory
(813) 824-6491

5. Signature of Official Submitting Report


Delmar J. Clark Jr., Financial Analyst-Regulatory

6. Date Completed: November 15, 1995

Line No.	Supplier Name	Mine Location	Purchase Type	Transportation Mode	Tons	Effective Purchase Price (\$/Ton)	Total Transportation Cost (\$/Ton)	F.O.B. Plant Price (\$/Ton)	As Received Coal Quality			
									Percent Sulfur (%)	Btu Content (Btu/lb)	Percent Ash (%)	Percent Moisture (%)
(a)	(b)	(c)	(d)	(e)	(f)	(g)	(h)	(i)	(j)	(k)	(l)	(m)
1.	Powell Mtn. Joint Venture	08,Va,105	LTC	UR	69,346	\$36.39	\$16.73	\$53.12	0.65	12,359	9.54	7.35
2.	Golden Oak Mining Co.	08,Ky,133	LTC	UR	39,624	\$25.00	\$17.85	\$42.85	0.69	12,966	6.81	6.75
3.	Franklin Coal Sales	08,Ky,195	LTC	UR	19,403	\$27.34	\$16.86	\$44.20	0.66	12,772	8.77	7.13
4.	Consol, Inc.	08,Ky,133	S	UR	9,513	\$25.00	\$16.86	\$41.86	0.74	13,215	6.93	5.45
5.	Kentucky May Coal Co.	08,Wv,005	S	UR	9,026	\$25.43	\$18.14	\$43.57	0.71	12,845	8.59	6.47
6.	Quaker Coal Company	08,Ky,195	S	UR	29,137	\$25.00	\$16.86	\$41.86	0.63	12,952	8.18	6.41
7.	Transfer Facility	N/A	LTC	OB	56,304	\$43.16	\$7.60	\$50.76	0.67	12,601	8.52	6.87

MONTHLY REPORT OF COST AND QUALITY OF COAL FOR ELECTRIC PLANTS
ORIGIN, TONNAGE, DELIVERED PRICE AND AS RECEIVED QUALITY

- 1. Report for: Mo. September Yr. 1995
- 2. Reporting Company: Florida Power Corporation
- 3. Plant Name: Transfer Facility IMT

**SPECIFIED
CONFIDENTIAL**

4. Name, Title and Telephone Number of Contact
Person Concerning Data Submitted on this Form
Delmar J. Clark Jr., Financial Analyst-Regulatory
(813) 824-6491

5. Signature of Official Submitting Report

Delmar J. Clark Jr.
Delmar J. Clark Jr., Financial Analyst-Regulatory

6. Date Completed: November 15, 1995

Line No.	Supplier Name	Mine Location	Purchase Type	Tons	F.O.B. Mine Price (\$/Ton)	Short Haul & Loading Charges (\$/Ton)	Original Invoice Price (\$/Ton)	Retro-active Price Increases (\$/Ton)	Base Price (\$/Ton)	Quality Adjustments (\$/Ton)	Effective Purchase Price (\$/Ton)
(a)	(b)	(c)	(d)	(e)	(f)	(g)	(h)	(i)	(j)	(k)	(l)
1.	A. T. Massey Coal Co.	08, Wv, 005	LTC	26,715	\$27.01	\$0.00	\$27.01	\$0.00	\$27.01	\$0.00	\$27.01
2.	A. T. Massey Coal Co.	08, Ky, 019	LTC	34,829	\$27.01	\$0.00	\$27.01	\$0.00	\$27.01	\$0.00	\$27.01
3.	Pen Coal Company	08, Ky, 071	LTC	3,565	\$27.20	\$0.00	\$27.20	\$0.00	\$27.20	\$0.37	\$27.57
4.	Pen Coal Company	08, Wv, 059	LTC	1,503	\$27.20	\$0.00	\$27.20	\$0.00	\$27.20	\$0.37	\$27.57
5.	Pen Coal Company	08, Ky, 071	LTC	8,100	\$28.50	\$0.00	\$28.50	\$0.00	\$28.50	\$0.10	\$28.60
6.	Pen Coal Company	08, Wv, 059	LTC	12,051	\$28.50	\$0.00	\$28.50	\$0.00	\$28.50	\$0.10	\$28.60
7.	Ashland Coal Co.	08, Ky, 195	S	937	\$32.50	\$0.00	\$32.50	\$0.00	\$32.50	\$0.00	\$32.50


MONTHLY REPORT OF COST AND QUALITY OF COAL FOR ELECTRIC PLANTS
ORIGIN, TONNAGE, DELIVERED PRICE AND AS RECEIVED QUALITY

1. Report for: Mo. September Yr. 1995
2. Reporting Company: Florida Power Corporation
3. Plant Name: Crystal River 1 & 2

**SPECIFIED
CONFIDENTIAL**

4. Name, Title and Telephone Number of Contact
Person Concerning Data Submitted on this Form
Delmar J. Clark Jr., Financial Analyst-Regulatory
(813) 824-6491

5. Signature of Official Submitting Report


Delmar J. Clark Jr., Financial Analyst-Regulatory

6. Date Completed: November 15, 1995

Line No.	Supplier Name	Mine Location	Purchase Type	Tons	F.O.B. Mine Price (\$/Ton)	Short Haul & Loading Charges (\$/Ton)	Original Invoice Price (\$/Ton)	Retro-active Price Increases (\$/Ton)	Base Price (\$/Ton)	Quality Adjustments (\$/Ton)	Effective Purchase Price (\$/Ton)
(a)	(b)	(c)	(d)	(e)	(f)	(g)	(h)	(i)	(j)	(k)	(l)
1.	Consolidation Coal Sales	08,Ky,025	LTC	9,740	\$24.70	\$0.00	\$24.70	\$0.00	\$24.70	\$0.00	\$24.70
2.	Consolidation Coal Sales	08,Ky,119	LTC	28,031	\$24.70	\$0.00	\$24.70	\$0.00	\$24.70	\$0.00	\$24.70
3.	Arch of Kentucky	08,Ky,095	LTC	19,508	\$27.25	\$0.00	\$27.25	\$0.00	\$27.25	\$0.00	\$27.25
4.	Kentucky May Coal Co.	08,Ky,133	S	27,609	\$24.65	\$0.00	\$24.65	\$0.00	\$24.65	\$0.00	\$24.65
5.	Transfer Facility	N/A	LTC	27,968	\$43.80	\$0.00	\$43.80	N/A	\$43.80	N/A	\$43.80


MONTHLY REPORT OF COST AND QUALITY OF COAL FOR ELECTRIC PLANTS
ORIGIN, TONNAGE, DELIVERED PRICE AND AS RECEIVED QUALITY

- 1. Report for: Mo. September Yr. 1995
- 2. Reporting Company: Florida Power Corporation
- 3. Plant Name: Crystal River 4 & 5

**SPECIFIED
CONFIDENTIAL**

4. Name, Title and Telephone Number of Contact Person Concerning Data Submitted on this Form
Delmar J. Clark Jr., Financial Analyst-Regulatory
(813) 824-6491

5. Signature of Official Submitting Report


Delmar J. Clark Jr., Financial Analyst-Regulatory

6. Date Completed: November 15, 1995

Line No.	Supplier Name	Mine Location	Purchase Type	Tons	F.O.B. Mine Price (\$/Ton)	Short Haul & Loading Charges (\$/Ton)	Original Invoice Price (\$/Ton)	Retro-active Price Increases (\$/Ton)	Base Price (\$/Ton)	Quality Adjustments (\$/Ton)	Effective Purchase Price (\$/Ton)
(a)	(b)	(c)	(d)	(e)	(f)	(g)	(h)	(i)	(j)	(k)	(l)
1.	Powell Mtn. Joint Venture	08,Va,105	LTC	69,346	\$36.39	\$0.00	\$36.39	\$0.00	\$36.39	\$0.00	\$36.39
2.	Golden Oak Mining Co.	08,Ky,133	LTC	39,624	\$25.00	\$0.00	\$25.00	\$0.00	\$25.00	\$0.00	\$25.00
3.	Franklin Coal Sales	08,Ky,195	LTC	19,403	\$26.76	\$0.00	\$26.76	\$0.00	\$26.76	\$0.58	\$27.34
4.	Consol, Inc.	08,Ky,133	S	9,513	\$25.00	\$0.00	\$25.00	\$0.00	\$25.00	\$0.00	\$25.00
5.	Kentucky May Coal Co.	08,Wv,005	S	9,026	\$24.75	\$0.00	\$24.75	\$0.00	\$24.75	\$0.68	\$25.43
6.	Quaker Coal Company	08,Ky,195	S	29,137	\$25.00	\$0.00	\$25.00	\$0.00	\$25.00	\$0.00	\$25.00
7.	Transfer Facility	N/A	LTC	56,304	\$43.16	\$0.00	\$43.16	N/A	\$43.16	N/A	\$43.16


MONTHLY REPORT OF COST AND QUALITY OF COAL FOR ELECTRIC PLANTS
ORIGIN, TONNAGE, DELIVERED PRICE AND AS RECEIVED QUALITY

- 1. Report For: Mo. September Yr. 1995
- 2. Reporting Company: Florida Power Corporation
- 3. Plant Name: Transfer Facility IMT

**SPECIFIED
CONFIDENTIAL**

4. Name, Title and Telephone Number of Contact
Person Concerning Data Submitted on this Form
Delmar J. Clark Jr., Financial Analyst - Regulatory
(813) 824-6491

5. Signature of Official Submitting Report


Delmar J. Clark Jr., Financial Analyst - Regulatory

6. Date Completed: November 15, 1995

Line No.	Supplier Name	Mine Location	Shipping Point	Transportation Mode	Tons	Effective Purchase Price (\$/Ton)	Additional Shorthaul & Loading Charges (\$/Ton)	Rail Rate (\$/Ton)	Other Rail Charges (\$/Ton)	River Barge Rate (\$/Ton)	Trans-loading Rate (\$/Ton)	Ocean Barge Rate (\$/Ton)	Other Water Charges (\$/Ton)	Other Related Charges (\$/Ton)	Transportation Charges (\$/Ton)	F.O.B. Plant Price
																(\$/Ton)
(a)	(b)	(c)	(d)	(e)	(f)	(g)	(h)	(i)	(j)	(k)	(l)	(m)	(n)	(o)	(p)	(q)
1.	A. T. Massey Coal Co.	08, Wv, 005	Boone, Wv	TR&B	26,715	\$27.01	N/A	N/A	N/A	N/A	N/A	N/A	N/A	N/A	\$15.93	\$42.94
2.	A. T. Massey Coal Co.	08, Ky, 019	Boyd, Ky	TR&B	34,829	\$27.01	N/A	N/A	N/A	N/A	N/A	N/A	N/A	N/A	\$15.93	\$42.94
3.	Pen Coal Company	08, Ky, 071	Floyd, Ky	B	3,565	\$27.57	N/A	N/A	N/A	N/A	N/A	N/A	N/A	N/A	\$15.93	\$43.50
4.	Pen Coal Company	08, Wv, 059	Mingo, Wv	B	1,503	\$27.57	N/A	N/A	N/A	N/A	N/A	N/A	N/A	N/A	\$15.93	\$43.50
5.	Pen Coal Company	08, Ky, 071	Floyd, Ky	B	8,100	\$28.60	N/A	N/A	N/A	N/A	N/A	N/A	N/A	N/A	\$15.93	\$44.53
6.	Pen Coal Company	08, Wv, 059	Mingo, Wv	B	12,051	\$28.60	N/A	N/A	N/A	N/A	N/A	N/A	N/A	N/A	\$15.93	\$44.53
7.	Ashland Coal Co.	08, Ky, 195	Pike, Ky	B	937	\$32.50	N/A	N/A	N/A	N/A	N/A	N/A	N/A	N/A	\$4.10	\$36.60


MONTHLY REPORT OF COST AND QUALITY OF COAL FOR ELECTRIC PLANTS
ORIGIN, TONNAGE, DELIVERED PRICE AND AS RECEIVED QUALITY

- 1. Report For: Mo. September Yr. 1995
- 2. Reporting Company: Florida Power Corporation
- 3. Plant Name: Crystal River 1 & 2

**SPECIFIED
CONFIDENTIAL**

4. Name, Title and Telephone Number of Contact
Person Concerning Data Submitted on this Form
Delmar J. Clark Jr., Financial Analyst – Regulatory
(813) 824-6491

5. Signature of Official Submitting Report


Delmar J. Clark Jr., Financial Analyst – Regulatory

6. Date Completed: November 15, 1995

Line No.	Supplier Name	Mine Location	Shipping Point	Transportation Mode	Tons	Effective Purchase Price (\$/Ton)	Additional Shorthaul & Loading Charges (\$/Ton)	Rail Rate (\$/Ton)	Other Rail Charges (\$/Ton)	River Barge Rate (\$/Ton)	Trans-loading Rate (\$/Ton)	Ocean Barge Rate (\$/Ton)	Other Water Charges (\$/Ton)	Other Related Charges (\$/Ton)	Transportation Charges (\$/Ton)	F.O.B.
																Plant Price (\$/Ton)
(a)	(b)	(c)	(d)	(e)	(f)	(g)	(h)	(i)	(j)	(k)	(l)	(m)	(n)	(o)	(p)	(q)
1.	Consolidation Coal Sales	08,Ky,025	Breathitt, Ky	UR	9,740	\$24.70	\$0.00	\$15.30	\$1.50	N/A	N/A	N/A	\$0.00	\$0.00	\$16.80	\$41.50
2.	Consolidation Coal Sales	08,Ky,119	Knott, Ky	UR	28,031	\$24.70	\$0.00	\$15.30	\$1.50	N/A	N/A	N/A	\$0.00	\$0.00	\$16.80	\$41.50
3.	Arch of Kentucky	08,Ky,095	Harlan, Ky	UR	19,508	\$27.25	\$0.00	\$15.17	\$1.50	N/A	N/A	N/A	\$0.00	\$0.00	\$16.67	\$43.92
4.	Kentucky May Coal Co.	08,Ky,133	Letcher, Ky	UR	27,609	\$24.65	\$0.00	\$15.30	\$1.50	N/A	N/A	N/A	\$0.00	\$0.00	\$16.80	\$41.45
5.	Transfer Facility	N/A	Plaquemines Parrish, La	OB	27,968	\$43.80	\$0.00	N/A	N/A	N/A	N/A	\$7.60	\$0.00	\$0.00	\$7.60	\$51.40

MONTHLY REPORT OF COST AND QUALITY OF COAL FOR ELECTRIC PLANTS
ORIGIN, TONNAGE, DELIVERED PRICE AND AS RECEIVED QUALITY

- 1. Report For: Mo. September Yr. 1995
- 2. Reporting Company: Florida Power Corporation
- 3. Plant Name: Crystal River 4 & 5

**SPECIFIED
CONFIDENTIAL**

4. Name, Title and Telephone Number of Contact
Person Concerning Data Submitted on this Form
Delmar J. Clark Jr., Financial Analyst – Regulatory
(813) 824-6491

5. Signature of Official Submitting Report

Delmar J. Clark Jr.

Delmar J. Clark Jr., Financial Analyst – Regulatory

6. Date Completed: November 15, 1995

Line No.	Supplier Name	Mine Location	Shipping Point	Transportation Mode	Tons	Effective Purchase Price (\$/Ton)	Additional Shorthaul & Loading Charges (\$/Ton)	Rail Rate (\$/Ton)	Other Rail Charges (\$/Ton)	River Barge Rate (\$/Ton)	Trans-loading Rate (\$/Ton)	Ocean Barge Rate (\$/Ton)	Other Water Charges (\$/Ton)	Other Related Charges (\$/Ton)	Transportation Charges (\$/Ton)	F.O.B. Plant Price (\$/Ton)
1.	Powell Mtn. Joint Venture	08,Va,105	Lee, Va	UR	69,346	\$36.39	\$0.00	\$15.17	\$1.56	N/A	N/A	N/A	\$0.00	\$0.00	\$16.73	\$53.12
2.	Golden Oak Mining Co.	08,Ky,133	Letcher, Ky	UR	39,624	\$25.00	\$0.00	\$16.29	\$1.56	N/A	N/A	N/A	\$0.00	\$0.00	\$17.85	\$42.85
3.	Franklin Coal Sales	08,Ky,195	Pike, Ky	UR	19,403	\$27.34	\$0.00	\$15.30	\$1.56	N/A	N/A	N/A	\$0.00	\$0.00	\$16.86	\$44.20
4.	Consol, Inc.	08,Ky,133	Letcher, Ky	UR	9,513	\$25.00	\$0.00	\$15.30	\$1.56	N/A	N/A	N/A	\$0.00	\$0.00	\$16.86	\$41.86
5.	Kentucky May Coal Co.	08,Wv,005	Boone, Wv	UR	9,026	\$25.43	\$0.00	\$16.58	\$1.56	N/A	N/A	N/A	\$0.00	\$0.00	\$18.14	\$43.57
6.	Quaker Coal Company	08,Ky,195	Pike, Ky	UR	29,137	\$25.00	\$0.00	\$15.30	\$1.56	N/A	N/A	N/A	\$0.00	\$0.00	\$16.86	\$41.86
7.	Transfer Facility	N/A	Plaquemines Parrish, La	OB	56,304	\$43.16	\$0.00	N/A	N/A	N/A	N/A	\$7.60	\$0.00	\$0.00	\$7.60	\$50.76

MONTHLY REPORT OF COST AND QUALITY OF COAL FOR ELECTRIC PLANTS
 REPORT OF ADJUSTMENTS TO PREVIOUS COAL DELIVERIES

1. Report For: Mo. September Yr. 1995
2. Reporting Company: Florida Power Corporation
3. Plant Name: Transfer Facility IMT

**SPECIFIED
 CONFIDENTIAL**

4. Name, Title and Telephone Number of Contact Person Concerning Data Submitted on this Form
 Delmar J. Clark Jr., Financial Analyst - Regulatory
 (813) 824-6491

5. Signature of Official Submitting Report

Delmar J. Clark Jr.
 Delmar J. Clark Jr., Financial Analyst - Regulatory

6. Date Completed: November 15, 1995

Line No.	Month Reported	Form Plant Name	Intended Generating Plant	Supplier	Original Line Number	Old Volume (tons)	Form No.	Column Title	Old Value	New Value	New F.O.B. Plant Price	Reason for Revision
(a)	(b)	(c)	(d)	(e)	(f)	(g)	(h)	(i)	(j)	(k)	(l)	(m)
1.	07/95	CR 1&2	CR 1&2	Ashland Coal Inc.	3	2,050	2A	(k) Quality Adjustment	\$0.00	(\$0.50)	\$35.85	Quality Adjustment (see line 2 below)
2.	07/95	CR 1&2	CR 1&2	Ashland Coal Inc.	3	2,050	2B	(p) Transp. Charges	\$11.70	\$4.10	\$35.85	Revised Transp. Charges
3.	01/95	CR 1&2	CR 1&2	Koch Carbon, Inc.	8	3,176	2B	(p) Transp. Charges	\$11.70	\$4.10	\$7.26	Revised Transp. Charges
4.	07/95	CR 4&5	CR 4&5	A. T. Massey Coal Co.	1	23,560	2A	(k) Quality Adjustment	\$0.00	\$0.17	\$43.06	Quality Adjustment
5.	07/95	CR 4&5	CR 4&5	A. T. Massey Coal Co.	2	48,250	2A	(k) Quality Adjustment	\$0.00	\$0.17	\$43.06	Quality Adjustment
6.	08/95	CR 4&5	CR 4&5	A. T. Massey Coal Co.	2	43,497	2A	(k) Quality Adjustment	\$0.00	\$0.16	\$43.10	Quality Adjustment
7.	08/95	CR 4&5	CR 4&5	A. T. Massey Coal Co.	1	12,828	2A	(k) Quality Adjustment	\$0.00	\$0.16	\$43.10	Quality Adjustment
8.	08/95	CR 1&2	CR 1&2	Pen Coal Company	3	4,760	2,2A,2B	(f) Tons	4,760	1,786	\$44.39	Mine Location Change
9.	08/95	CR 1&2	CR 1&2	Pen Coal Company	3	4,760	2,2A,2B	(f) Tons	4,760	2,974	\$44.39	Mine Location Change
10.	08/95	CR 1&2	CR 1&2	Pen Coal Company	3	1,786	2, 2A, 2B	(c) Mine location	08,Wv,099	08,Ky,071	\$44.39	(see lines 8 and 9 above)
11.	08/95	CR 1&2	CR 1&2	Pen Coal Company	3	1,786	2B	(d) Shipping Point	Wayne, Wv	Floyd Ky	\$44.39	(see lines 8 and 9 above)
12.	08/95	CR 1&2	CR 1&2	Pen Coal Company	3	2,974	2, 2A, 2B	(c) Mine location	08,Wv,099	08,Wv,099	\$44.39	(see lines 8 and 9 above)
13.	08/95	CR 1&2	CR 1&2	Pen Coal Company	3	2,974	2B	(d) Shipping Point	Wayne,Wv	Wayne,Wv	\$44.39	(see lines 8 and 9 above)


HAD +.50 BEFORE
 -15.93

**MONTHLY REPORT OF COST AND QUALITY OF COAL FOR ELECTRIC PLANTS
REPORT OF ADJUSTMENTS TO PREVIOUS COAL DELIVERIES**

- 1. Report For: Mo. September Yr. 1995
- 2. Reporting Company: Florida Power Corporation
- 3. Plant Name: Transfer Facility IMT

4. Name, Title and Telephone Number of Contact
 Person Concerning Data Submitted on this Form
 Delmar J. Clark Jr., Financial Analyst-Regulatory
 (813) 824-6491

5. Signature of Official Submitting Report



 Delmar J. Clark Jr., Financial Analyst-Regulatory

6. Date Completed: November 15, 1995

Line No.	Month Reported	Form Plant Name	Intended Generating Plant	Supplier	Original Line Number	Old Volume (tons)	Form No.	Column Title	Old Value	New Value	New F.O.B. Plant Price	Reason for Revision
(a)	(b)	(c)	(d)	(e)	(f)	(g)	(h)	(i)	(j)	(k)	(l)	(m)
14.	08/95	CR 4&5	CR 4&5	Pen Coal Company	3	18,410	2,2A,2B	(f) Tons	18,410	3,571	\$44.81	Mine Location Change
15.	08/95	CR 4&5	CR 4&5	Pen Coal Company	3	18,410	2,2A,2B	(f) Tons	18,410	14,839	\$44.81	Mine Location Change
16.	08/95	CR 4&5	CR 4&5	Pen Coal Company	3	3,571	2, 2A, 2B	(c) Mine location	08,Wv,099	08,Ky,071	\$44.81	(see lines 14 & 15 above)
17.	08/95	CR 4&5	CR 4&5	Pen Coal Company	3	3,571	2B	(d) Shipping Point	Wayne,Wv	Floyd Ky	\$44.81	(see lines 14 & 15 above)
18.	08/95	CR 4&5	CR 4&5	Pen Coal Company	3	14,839	2, 2A, 2B	(c) Mine location	08,Wv,099	08,Wv,099	\$44.81	(see lines 14 & 15 above)
19.	08/95	CR 4&5	CR 4&5	Pen Coal Company	3	14,839	2B	(d) Shipping Point	Wayne,Wv	Wayne,Wv	\$44.81	(see lines 14 & 15 above)

MONTHLY REPORT OF COST AND QUALITY OF COAL FOR ELECTRIC PLANTS
 REPORT OF ADJUSTMENTS TO PREVIOUS COAL DELIVERIES

1. Report For: Mo. September Yr. 1995

2. Reporting Company: Florida Power Corporation

3. Plant Name: Transfer Facility TTI Systems, Inc.

4. Name, Title and Telephone Number of Contact
 Person Concerning Data Submitted on this Form
 Delmar J. Clark Jr., Financial Analyst - Regulatory
 (813) 824-6491

5. Signature of Official Submitting Report

Delmar J. Clark Jr., Financial Analyst - Regulatory

6. Date Completed: November 15, 1995

Line No.	Month Reported	Form Plant Name	Intended Generating Plant	Supplier	Original Line Number	Old Volume (tons)	Form No.	Column Title	Old Value	New Value	New F.O.B. Plant Price	Reason for Revision
(a)	(b)	(c)	(d)	(e)	(f)	(g)	(h)	(i)	(j)	(k)	(l)	(m)

== NONE ==

MONTHLY REPORT OF COST AND QUALITY OF COAL FOR ELECTRIC PLANTS
 REPORT OF ADJUSTMENTS TO PREVIOUS COAL DELIVERIES

- 1. Report For: Mo. September Yr. 1995
- 2. Reporting Company: Florida Power Corporation
- 3. Plant Name: Crystal River 1 & 2

**SPECIFIED
 CONFIDENTIAL**

4. Name, Title and Telephone Number of Contact
 Person Concerning Data Submitted on this Form
 Delmar J. Clark Jr., Financial Analyst – Regulatory
 (813) 824-6491

5. Signature of Official Submitting Report

Delmar J. Clark Jr.
 Delmar J. Clark Jr., Financial Analyst – Regulatory

6. Date Completed: November 15, 1995

Line No.	Month Reported	Form Plant Name	Intended Generating Plant	Supplier	Original Line Number	Old Volume (tons)	Form No.	Column Title	Old Value	New Value	New F.O.B. Plant Price	Reason for Revision
(a)	(b)	(c)	(d)	(e)	(f)	(g)	(h)	(i)	(j)	(k)	(l)	(m)
1.	08/95	CR 1&2	CR 1&2	Consolidation Coal Sales	1	19,713	2A	(k) Quality Adjustment	\$0.00	\$0.79	\$42.28	Quality Adjustment
2.	08/95	CR 1&2	CR 1&2	Consolidation Coal Sales	1	9,907	2A	(k) Quality Adjustment	\$0.00	\$0.79	\$42.28	Quality Adjustment


MONTHLY REPORT OF COST AND QUALITY OF COAL FOR ELECTRIC PLANTS
 REPORT OF ADJUSTMENTS TO PREVIOUS COAL DELIVERIES

- 1. Report For: Mo. September Yr. 1995
- 2. Reporting Company: Florida Power Corporation
- 3. Plant Name: Crystal River 4 & 5

**SPECIFIED
 CONFIDENTIAL**

4. Name, Title and Telephone Number of Contact
 Person Concerning Data Submitted on this Form
 Delmar J. Clark Jr., Financial Analyst - Regulatory
 (813) 824-6491

5. Signature of Official Submitting Report


 Delmar J. Clark Jr., Financial Analyst - Regulatory

6. Date Completed: November 15, 1995

Line No.	Month Reported	Form Plant Name	Intended Generating Plant	Supplier	Original Line Number	Old Volume (tons)	Form No.	Column Title	Old Value	New Value	New F.O.B. Plant Price	Reason for Revision
(a)	(b)	(c)	(d)	(e)	(f)	(g)	(h)	(i)	(j)	(k)	(l)	(m)
1.	03/95	CR 4&5	CR 4&5	Franklin Coal Sales	4	19,054	2A	(k) Quality Adjustment	\$0.00	\$0.24	\$43.97	Quality Adjustment
2.	05/95	CR 4&5	CR 4&5	Franklin Coal Sales	5	19,096	2A	(k) Quality Adjustment	\$0.00	\$0.25	\$44.01	Quality Adjustment
3.	08/95	CR 4&5	CR 4&5	Franklin Coal Sales	3	19,558	2A	(k) Quality Adjustment	\$0.00	\$0.80	\$44.55	Quality Adjustment
4.	07/95	CR 4&5	CR 4&5	Golden Oak Mining Co.	4	59,305	2A	(k) Quality Adjustment	\$0.00	\$0.53	\$46.37	Quality Adjustment
5.	08/95	CR 4&5	CR 4&5	Golden Oak Mining Co.	2	39,956	2A	(k) Quality Adjustment	\$0.00	\$0.33	\$43.31	Quality Adjustment
6.	08/95	CR 4&5	CR 4&5	Kentucky May Coal Co.	6	9,098	2A	(k) Quality Adjustment	\$0.00	\$0.52	\$43.29	Quality Adjustment