

MONTHLY REPORT OF COST AND QUALITY OF FUEL OIL FOR ELECTRIC PLANTS  
DETAIL OF INVOICE AND TRANSPORTATION CHARGES

1. REPORTING MONTH: **JUL 69**  
2. REPORTING COMPANY: **FLORIDA POWER CORPORATION**

3. NAME, TITLE & TELEPHONE NUMBER OF CONTACT PERSON CONCERNING DATA SUBMITTED ON THIS FORM:  
**JAN SMITH, ACCOUNTING TECHNICIAN, 352-241-7532**

4. SIGNATURE OF OFFICIAL SUBMITTING REPORT:

*David P. Deville*  
**DAVID P. DEVILLE, DIRECTOR, REGULATORY ACCOUNTING**

5. DATE COMPLETED: **08/28/69**

LINE NO.	PLANT NAME	SUPPLIER NAME	DELIVERY LOCATION	DELIVERY DATE	FUEL TYPE	VOLUME (BBL)	INVOICE PRICE (C/BL)	INVOICE AMOUNT (\$)	DISCOUNT (\$)	NET AMOUNT (\$)	NET PRICE (C/BL)	QUALITY ADJUST (C/BL)	EFFECTIVE PURCHASE PRICE (C/BL)	TRANSPORT TO TERMINAL (\$)	ADDITIONAL TRANSPORT CHARGES (\$)	OTHER CHARGES (\$)	DELIVERED PRICE (C/BL)
1	ANGLATE	BP OIL COMPANY	FOB PLANT	07/96	F02	1,044	\$24.2179	\$25,280.44	\$0.2622	\$25,018.22	\$24.2179	\$0.0000	\$24.2179	\$0.0000	\$0.0000	\$0.0000	\$25.2804
<del>2. BAYBIRD PEAKERS NO DELIVERIES</del>																	
3	BARTON	ENGET INC.	FOB PLANT	07/98	F06	77,031	\$12.6734	\$979,880.63	\$0.0000	\$979,880.63	\$12.6734	\$0.0000	\$12.6734	\$0.0000	\$0.0000	\$0.0000	\$12.6734
4	BARTON	RIO ENERGY INTERNATIONAL, INC	FOB PLANT	07/08	F06	31,340	\$15.7552	\$494,887.32	\$0.0000	\$494,887.32	\$15.7552	\$0.0000	\$15.7552	\$0.0000	\$0.0000	\$0.0000	\$15.7552
5	BARTON NORTH FUEL TERMINAL	RIO ENERGY INTERNATIONAL, INC	FOB TERMINAL	07/98	F06	310,583	\$15.3104	\$4,758,578.10	\$0.0000	\$4,758,578.10	\$15.3104	\$0.0000	\$15.3104	\$0.0000	\$0.0000	\$0.0000	\$15.3104
6	BARTON PEAKERS	COASTAL FUELS MARKETING	FOB PLANT	07/96	F02	10,244	\$26.1750	\$268,134.72	\$0.0000	\$268,134.72	\$26.1750	\$0.0000	\$26.1750	\$0.0000	\$0.0000	\$0.0000	\$26.1750
7	BARTON SOUTH FUEL TERMINAL	ENGET INC.	FOB TERMINAL	07/96	F06	152,303	\$14.9166	\$2,271,481.38	\$0.0000	\$2,271,481.38	\$14.9166	\$0.0000	\$14.9166	\$0.0000	\$0.0000	\$0.0000	\$14.9166
8	BARTON SOUTH FUEL TERMINAL	RIO ENERGY INTERNATIONAL INC	FOB TERMINAL	07/96	F06	547,714	\$16.8146	\$9,211,484.64	\$0.0000	\$9,211,484.64	\$16.8146	\$0.0000	\$16.8146	\$0.0000	\$0.0000	\$0.0000	\$16.8146
9	BARTON SOUTH FUEL TERMINAL	RIO ENERGY INTERNATIONAL INC	FOB TERMINAL	07/98	F06	113,506	\$15.8531	\$1,798,375.26	\$0.0000	\$1,798,375.26	\$15.8531	\$0.0000	\$15.8531	\$0.0000	\$0.0000	\$0.0000	\$15.8531
10	BAYBIRD PEAKERS	COASTAL FUELS MARKETING	FOB PLANT	07/99	F02	36,274	\$25.7078	\$933,792.84	\$0.0000	\$933,792.84	\$25.7078	\$0.0000	\$25.7078	\$0.0000	\$0.0000	\$0.0000	\$25.7078
11	BAYBIRD PEAKERS	COASTAL FUELS MARKETING	FOB PLANT	07/98	F02	10,258	\$25.6377	\$263,482.43	\$0.0000	\$263,482.43	\$25.6377	\$0.0000	\$25.6377	\$0.0000	\$0.0000	\$0.0000	\$25.6377
12	CRYSTAL RIVER NORTH	BP OIL COMPANY	FOB PLANT	07/96	F02	2,779	\$24.1708	\$67,170.22	\$0.0000	\$67,170.22	\$24.1708	\$0.0000	\$24.1708	\$0.0000	\$0.0000	\$0.0000	\$24.1708
13	CRYSTAL RIVER SOUTH	BP OIL COMPANY	FOB PLANT	07/96	F02	1,059	\$23.2863	\$24,658.00	\$0.0000	\$24,658.00	\$23.2863	\$0.0000	\$23.2863	\$0.0000	\$0.0000	\$0.0000	\$23.2863
14	GOBARY PEAKERS	COASTAL FUELS MARKETING	FOB PLANT	07/98	F02	22,021	\$25.5485	\$562,895.90	\$0.0000	\$562,895.90	\$25.5485	\$0.0000	\$25.5485	\$0.0000	\$0.0000	\$0.0000	\$25.5485
<del>15. HIGHLAND COPPER PLANT NO DELIVERIES</del>																	
<del>16. HIGHLAND COPPER NO DELIVERIES</del>																	
17	INTERCROSSING CITY PEAKERS	BP OIL COMPANY	FOB PLANT	07/98	F02	324	\$22.9388	\$7,432.38	\$0.0000	\$7,432.38	\$22.9388	\$0.0000	\$22.9388	\$0.0000	\$0.0000	\$0.0000	\$22.9388
18	INTERCROSSING CITY PEAKERS	BP OIL COMPANY	FOB PLANT	07/98	F02	17,267	\$24.4991	\$421,289.81	\$0.0000	\$421,289.81	\$24.4991	\$0.0000	\$24.4991	\$0.0000	\$0.0000	\$0.0000	\$24.4991

100066

**DECLASSIFIED**

DOC NUMBER - DATE  
PSC-96-1295-CFO-67  
0994 SEP 18 69  
FPSC-RECORDS/REPORTING



**MONTHLY REPORT OF COST AND QUALITY OF COAL, FOR ELECTRIC PLANTS  
ORIGIN, TONNAGE, DELIVERED PRICE AND AS RECEIVED QUALITY**

- 1. Report for: Mo, July Yr, 1996
- 2. Reporting Company: Florida Power Corporation
- 3. Plant Name: Transfer Facility IMT

**SPECIFIED  
CONFIDENTIAL**

4. Name, Title and Telephone Number of Contact Person Concerning Data Submitted on this Form  
Delmar J. Clark Jr., Financial Analyst-Regulatory  
(813) 824-6491

5. Signature of Official Submitting Report

  
Delmar J. Clark Jr., Financial Analyst-Regulatory

6. Date Completed: September 13, 1996

Line No.	Supplier Name	Mine Location	Purchase Type	Transportation Mode	Tons	Effective Purchase Price (\$/Ton)	Total Transportation Cost (\$/Ton)	F.O.B. Plant Price (\$/Ton)	As Received Coal Quality			
									Percent Sulfur (%)	Btu Content (Btu/lb)	Percent Ash (%)	Percent Moisture (%)
(a)	(b)	(c)	(d)	(e)	(f)	(g)	(h)	(i)	(j)	(k)	(l)	(m)
1.	A. T. Massey Coal Co.	08, Wv, 005	LTC	TR&B	46,857	[REDACTED]	[REDACTED]	\$49.52	0.72	12,518	10.20	6.02
2.	Pen Coal Company	08, Ky, 195	LTC	B	10,028	[REDACTED]	[REDACTED]	\$45.78	0.65	12,531	8.37	6.76
3.	Pen Coal Company	08, Wv, 099	LTC	B	21,711	[REDACTED]	[REDACTED]	\$45.78	0.65	12,531	8.37	6.76
4.	Pen Coal Company	08, Ky, 071	LTC	B	6,701	[REDACTED]	[REDACTED]	\$45.78	0.65	12,531	8.37	6.76
5.	Diamond May Coal Co.	08, Ky, 113	S	B	18,559	[REDACTED]	[REDACTED]	\$40.46	0.68	12,977	9.16	7.12
6.	Diamond May Coal Co.	08, Ky, 199	S	B	21,368	[REDACTED]	[REDACTED]	\$40.19	0.68	12,977	9.16	7.12
7.	Oak Hill Coal Corporation	08, Ky, 071	S	B	6,546	[REDACTED]	[REDACTED]	\$38.41	0.65	11,949	10.48	7.09
8.	Riverwood Coal Sales, Inc.	08, Ky, 195	S	B	8,143	[REDACTED]	[REDACTED]	\$39.56	0.68	12,977	10.13	6.86
9.	Orion Resources, Inc.	08, Wv, 005	S	B	14,207	[REDACTED]	[REDACTED]	\$39.95	0.65	12,664	10.88	4.85

**MONTHLY REPORT OF COST AND QUALITY OF COAL FOR ELECTRIC PLANTS  
ORIGIN, TONNAGE, DELIVERED PRICE AND AS RECEIVED QUALITY**

- 1. Report for: Mo. July Yr. 1966
- 2. Reporting Company: Florida Power Corporation
- 3. Plant Name: Crystal River 1 & 2

**CONFIDENTIAL**

4. Name, Title and Telephone Number of Contact Person Concerning Data Submitted on this Form  
 Delmar J. Clark Jr., Financial Analyst-Regulatory  
 (813) 824-6491

5. Signature of Official Submitting Report

*Delmar J. Clark Jr.*  
 Delmar J. Clark Jr., Financial Analyst-Regulatory

6. Date Completed: September 13, 1966

Line No.	Supplier Name	Mine Location	Purchase Type	Transportation Mode	Tons	Effective Purchase Price (\$/Ton)	Total Transportation Cost (\$/Ton)	F.O.B. Plant Price (\$/Ton)	As Received Coal Quality			
									Percent Sulfur (%)	Btu Content (Btu/lb)	Percent Ash (%)	Percent Moisture (%)
(a)	(b)	(c)	(d)	(e)	(f)	(g)	(h)	(i)	(j)	(k)	(l)	(m)
1.	Cyprus Cumberland Coal Corp.	08,Ky,013	MTC	UR	38,828	27.25	\$16.68	\$40.43	1.20	12,672	8.62	6.28
2.	Arch of Kentucky	08,Ky,085	LTC	UR	19,458	27.25	\$16.68	\$44.51	1.01	13,153	6.64	6.69
3.	Ikeid-Bandy Co., Inc.	08,Ky,013	STC	UR	28,563	24.40	\$16.68	\$41.06	1.00	12,509	8.28	7.37
4.	Quaker Coal Company	08,Ky,071	STC	UR	48,086	21.75	\$16.68	\$39.56	1.07	12,570	8.02	6.58
5.	Consol, Inc.	08,Ky,119	S	UR	19,794	23.85	\$16.68	\$40.89	0.99	12,536	8.60	6.50
6.	Cumberland River Energias, Inc.	08,Ky,095	S	UR	8,690	21.40	\$16.68	\$41.48	1.19	12,699	8.62	6.52
7.	Diamond May Coal Company	08,Ky,119	S	UR	19,236	21.40	\$16.68	\$40.06	0.91	12,303	9.90	7.24
8.	Transfer Facility	N/A	LTC	OB	0	N/A	N/A	\$0.00	N/A	N/A	N/A	N/A

MONTHLY REPORT OF COST AND QUALITY OF COAL FOR ELECTRIC PLANTS  
ORIGIN, TONNAGE, DELIVERED PRICE AND AS RECEIVED QUALITY

- 1. Report for: Mo. July Yr. 1986
- 2. Reporting Company: Florida Power Corporation
- 3. Plant Name: Crystal River 4 & 5













**SPECIFIED  
CONFIDENTIAL**

4. Name, Title and Telephone Number of Contact Person Concerning Data Submitted on this Form  
Delmar J. Clark Jr., Financial Analyst-Regulatory  
(813) 824-6491

5. Signature of Official Submitting Report

  
Delmar J. Clark Jr., Financial Analyst-Regulatory

6. Date Completed: September 19, 1986

Line No.	Supplier Name	Mine Location	Purchase Type	Transportation Mode	Tons	Effective Purchase Price (\$/Ton)	Total Transportation Cost (\$/Ton)	F.O.B. Plant Price (\$/Ton)	As Received Coal Quality			
									Percent Sulfur (%)	Btu Content (Btu/lb)	Percent Ash (%)	Percent Moisture (%)
(a)	(b)	(c)	(d)	(e)	(f)	(g)	(h)	(i)	(j)	(k)	(l)	(m)
1.	Powell Mtn. Joint Venture	08 Va, 105	LTC	UR	76,810			\$58.30	0.73	12,342	9.89	7.13
2.	Golden Oak Mining Co.	08 Ky, 133	LTC	UR	29,363			\$49.91	0.71	12,885	8.76	5.10
3.	Franklin Coal Sales	08 Ky, 195	LTC	UR	19,230			\$44.36	0.68	12,883	8.57	6.06
4.	Quaker Coal Company, Inc.	08 Ky, 195	MTC	UR	38,458			\$49.05	0.64	13,054	7.85	6.80
5.	Ashland Coal, Inc.	08 Ky, 195	STC	UR	9,955			\$44.40	0.73	13,225	7.17	5.53
6.	Transfer Facility	N/A	LTC	OB	163,576			\$50.17	0.68	12,619	9.27	6.20

**MONTHLY REPORT OF COST AND QUALITY OF COAL FOR ELECTRIC PLANTS  
ORIGIN, TONNAGE, DELIVERED PRICE AND AS RECEIVED QUALITY**

1. Report for: Mo. July Yr. 1996

2. Reporting Company: Florida Power Corporation

3. Plant Name: Transfer Facility IMT

4. Name, Title and Telephone Number of Contact  
Person Concerning Data Submitted on this Form  
Delmar J. Clark Jr., Financial Analyst—Regulatory  
(813) 824-6491

**SPECIFIED  
CONFIDENTIAL**

5. Signature of Official Submitting Report

*Delmar J. Clark Jr.*  
Delmar J. Clark Jr., Financial Analyst—Regulatory

6. Date Completed: September 13, 1996

Line No	Supplier Name	Mine Location	Purchase Type	Tons	F.O.B. Mine Price (\$/Ton)	Short Haul & Loading Charges (\$/Ton)	Original Invoice Price (\$/Ton)	Retro - active Price Increases (\$/Ton)	Base Price (\$/Ton)	Quality Adjustments (\$/Ton)	Effective Purchase Price (\$/Ton)
(a)	(b)	(c)	(d)	(e)	(f)	(g)	(h)	(i)	(j)	(k)	(l)
1.	A. T. Massey Coal Co.	06, Wv, 005	LTC	48,857	29.23	\$0.00	29.23	\$0.00	29.23	\$0.00	29.23
2.	Pen Coal Company	06, Ky, 195	LTC	10,026	29.47	\$0.00	29.47	\$0.00	29.47	\$0.00	29.47
3.	Pen Coal Company	06, Wv, 099	LTC	21,711	29.47	\$0.00	29.47	\$0.00	29.47	\$0.00	29.47
4.	Pen Coal Company	06, Ky, 071	LTC	6,701	29.47	\$0.00	29.47	\$0.00	29.47	\$0.00	29.47
5.	Diamond May Coal Co.	06, Ky, 119	S	18,559	29.15	\$0.00	29.15	\$0.00	29.15	\$0.00	29.15
6.	Diamond May Coal Co.	06, Ky, 198	S	21,368	29.15	\$0.00	29.15	\$0.00	29.15	\$0.00	29.15
7.	Oak Hill Coal Corporation	06, Ky, 071	S	6,546	29.10	\$0.00	29.10	\$0.00	29.10	\$0.00	29.10
8.	Riverwood Coal Sales, Inc.	06, Ky, 195	S	8,143	29.10	\$0.00	29.10	\$0.00	29.10	\$0.00	29.10
9.	Orlon Resources, Inc.	06, Wv, 005	S	14,207	29.10	\$0.00	29.10	\$0.00	29.10	\$0.14	29.24

**MONTHLY REPORT OF COST AND QUALITY OF COAL FOR ELECTRIC PLANTS  
ORIGIN, TONNAGE, DELIVERED PRICE AND AS RECEIVED QUALITY**

- 1. Report for: Mo. July Yr. 1996
- 2. Reporting Company: Florida Power Corporation
- 3. Plant Name: Crystal River 1 & 2

**SPECIFIED  
CONFIDENTIAL**

4. Name, Title and Telephone Number of Contact Person Concerning Data Submitted on this Form  
Delmar J. Clark Jr., Financial Analyst-Regulatory  
(813) 824-6491

5. Signature of Official Submitting Report

  
Delmar J. Clark Jr., Financial Analyst-Regulatory

6. Date Completed: September 13, 1996

Line No.	Supplier Name	Mine Location	Purchase Type	Tons	F.O.B. Mine Price (\$/Ton)	Short Haul & Loading Charges (\$/Ton)	Original Invoice Price (\$/Ton)	Retro-active Price Increases (\$/Ton)	Base Price (\$/Ton)	Quality Adjustments (\$/Ton)	Effective Purchase Price (\$/Ton)
(a)	(b)	(c)	(d)	(e)	(f)	(g)	(h)	(i)	(j)	(k)	(l)
1.	Cyprus Cumberland Coal Corp.	08,Ky,013	MTC	38,826	12.00	\$0.00	12.00	\$0.00	12.00	\$0.00	12.00
2.	Arch of Kentucky	08,Ky,095	LTC	19,468	12.00	\$0.00	12.00	\$0.00	12.00	\$0.00	12.00
3.	Ikard-Bandy Co., Inc.	08,Ky,013	STC	28,563	12.00	\$0.00	12.00	\$0.00	12.00	\$0.00	12.00
4.	Quaker Coal Company	08,Ky,071	STC	48,086	12.75	\$0.00	12.75	\$0.00	12.75	\$0.00	12.75
5.	Consol, Inc.	08,Ky,119	S	19,794	12.00	\$0.00	12.00	\$0.00	12.00	\$0.00	12.00
6.	Cumberland River Energies, Inc.	08,Ky,095	S	8,690	12.00	\$0.00	12.00	\$0.00	12.00	\$0.00	12.00
7.	Diamond May Coal Company	08,Ky,119	S	19,236	12.00	\$0.00	12.00	\$0.00	12.00	\$0.00	12.00
8.	Transfer Facility	N/A	LTC	0	N/A	\$0.00	N/A	N/A	N/A	N/A	\$0.00

**MONTHLY REPORT OF COST AND QUALITY OF COAL FOR ELECTRIC PLANTS  
ORIGIN, TONNAGE, DELIVERED PRICE AND AS RECEIVED QUALITY**

- 1. Report for: Mo. July Yr. 1996
- 2. Reporting Company: Florida Power Corporation
- 3. Plant Name: Crystal River 4 & 5

**SPECIFIED  
CONFIDENTIAL**

4. Name, Title and Telephone Number of Contact Person Concerning Data Submitted on this Form:  
Delmar J. Clark Jr., Financial Analyst-Regulatory  
(813) 824-6491

5. Signature of Official Submitting Report

  
Delmar J. Clark Jr., Financial Analyst-Regulatory

6. Date Completed: September 19, 1996

Line No.	Supplier Name	Mine Location	Purchase Type	Tons	F.O.B. Mine Price (\$/Ton)	Short Haul & Loading Charges (\$/Ton)	Original Invoice Price (\$/Ton)	Retro-active Price Increases (\$/Ton)	Base Price (\$/Ton)	Quality Adjustments (\$/Ton)	Effective Purchase Price (\$/Ton)
(a)	(b)	(c)	(d)	(e)	(f)	(g)	(h)	(i)	(j)	(k)	(l)
1.	Powell Mtn. Joint Venture	08.Va.105	LTC	78,613		\$0.00		\$0.00		\$0.00	
2.	Golden Oak Mining Co.	08.Ky.198	LTC	29,363		\$0.00		\$0.00		\$0.00	
3.	Franklin Coal Sales	08.Ky.195	LTC	19,230		\$0.00		\$0.00		\$0.00	
4.	Quaker Coal Company, Inc.	08.Ky.195	MTC	36,458		\$0.00		\$0.00		\$0.00	
5.	Ashland Coal, Inc.	08.Ky.195	STC	9,955		\$0.00		\$0.00		\$0.00	
6.	Transfer Facility	N/A	LTC	163,576		\$0.00		N/A		N/A	



MONTHLY REPORT OF COST AND QUALITY OF COAL FOR ELECTRIC PLANTS  
ORIGIN, TONNAGE, DELIVERED PRICE AND AS RECEIVED QUALITY

**SPECIFIED  
CONFIDENTIAL**

1. Report For: Mo. July Yr. 1996

2. Reporting Company: Florida Power Corporation

3. Plant Name: Transfer Facility IMT

4. Name, Title and Telephone Number of Contact  
Person Concerning Data Submitted on this Form  
Delmar J. Clark Jr., Financial Analyst - Regulatory  
(813) 824-6491

5. Signature of Official Submitting Report

*Delmar J. Clark Jr.*  
Delmar J. Clark Jr., Financial Analyst - Regulatory

6. Date Completed: September 10, 1996

Line No.	Supplier Name	Mine Location	Shipping Point	Transportation Mode	Tons	Effective Purchase Price (\$/Ton)	Shortfall & Loading Charges (\$/Ton)	Rail Rate (\$/Ton)	Other Rail Charges (\$/Ton)	River Barge Rate (\$/Ton)	Truck - loading Rate (\$/Ton)	Ocean Barge Rate (\$/Ton)	Other Water Charges (\$/Ton)	Other Related Charges (\$/Ton)	Transportation Charges (\$/Ton)	F.O.B. Plant Price (\$/Ton)
1.	A. T. Massey Coal Co.	09, Wv. 005	Boone, Wv	TR&B	46,657	[REDACTED]	N/A	N/A	N/A	N/A	N/A	N/A	N/A	N/A	[REDACTED]	\$43.52
2.	Pen Coal Company	08, Ky. 195	Pike, Ky	B	10,026	[REDACTED]	N/A	N/A	N/A	N/A	N/A	N/A	N/A	N/A	[REDACTED]	\$45.78
3.	Pen Coal Company	08, Wv. 049	Wayne, Wv	B	21,711	[REDACTED]	N/A	N/A	N/A	N/A	N/A	N/A	N/A	N/A	[REDACTED]	\$45.78
4.	Pen Coal Company	08, Ky. 071	Floyd, Ky	B	8,701	[REDACTED]	N/A	N/A	N/A	N/A	N/A	N/A	N/A	N/A	[REDACTED]	\$45.78
5.	Diamond May Coal Co.	08, Ky. 119	Knott, Ky	B	18,559	[REDACTED]	N/A	N/A	N/A	N/A	N/A	N/A	N/A	N/A	[REDACTED]	\$40.46
6.	Diamond May Coal Co.	08, Ky. 183	Perry, Ky	B	21,388	[REDACTED]	N/A	N/A	N/A	N/A	N/A	N/A	N/A	N/A	[REDACTED]	\$40.19
7.	Oak Hill Coal Corporation	08, Ky. 071	Floyd, Ky	B	8,546	[REDACTED]	N/A	N/A	N/A	N/A	N/A	N/A	N/A	N/A	[REDACTED]	\$35.41
8.	Riverwood Coal Sales, Inc.	08, Ky. 185	Pike, Ky	B	8,143	[REDACTED]	N/A	N/A	N/A	N/A	N/A	N/A	N/A	N/A	[REDACTED]	\$33.56
9.	Orion Resources, Inc.	08, Wv. 005	Boone, Wv	B	14,207	[REDACTED]	N/A	N/A	N/A	N/A	N/A	N/A	N/A	N/A	[REDACTED]	\$33.95

MONTHLY REPORT OF COST AND QUALITY OF COAL FOR ELECTRIC PLANTS  
ORIGIN, TONNAGE, DELIVERED PRICE AND AS RECEIVED QUALITY

- 1. Report For: Mo, July Yr. 1986
- 2. Reporting Company: Florida Power Corporation
- 3. Plant Name: Crystal River 1 & 2

**SPECIFIED  
CONFIDENTIAL**

4. Name, Title and Telephone Number of Contact Person Concerning Data Submitted on this Form  
Delmar J. Clark Jr., Financial Analyst - Regulatory  
(813) 824-6491

5. Signature of Official Submitting Report

*Delmar J. Clark Jr.*

Delmar J. Clark Jr., Financial Analyst - Regulatory

6. Date Completed: September 18, 1986

Line No.	Supplier Name	Mine Location	Shipping Point	Transportation Mode	Tons	Effective	Shortfall	Rail Rate	Other Rail Charges	River Barge Rate	Trans-loading Rate	Ocean Barge Rate	Other Water Charge	Other Related Charges	Transportation Charge	F.O.B.
						Purchase Price (\$/Ton)	& Loading (\$/Ton)									Plant Price (\$/Ton)
(a)	(b)	(c)	(d)	(e)	(f)	(g)	(h)	(i)	(j)	(k)	(l)	(m)	(n)	(o)	(p)	(q)
1.	Cyprus Cumberland Coal Corp.	08,Ky,013	Bell, Ky	UR	38,828	\$23.25	N/A	\$1.00	\$1.42	N/A	N/A	N/A	\$0.00	\$0.00	\$0.00	\$40.43
2.	Arch of Kentucky	08,Ky,025	Harlan, Ky	UR	19,468	\$23.25	N/A	\$1.00	\$1.42	N/A	N/A	N/A	\$0.00	\$0.00	\$0.00	\$44.51
3.	Ikeard-Bandy Co., Inc.	08,Ky,013	Bell, Ky	UR	28,563	\$23.25	N/A	\$1.00	\$1.42	N/A	N/A	N/A	\$0.00	\$0.00	\$0.00	\$41.08
4.	Quaker Coal Company	08,Ky,071	Floyd, Ky	UR	48,086	\$23.25	N/A	\$1.00	\$1.42	N/A	N/A	N/A	\$0.00	\$0.00	\$0.00	\$39.56
5.	Consol, Inc.	08,Ky,119	Knott, Ky	UR	19,794	\$23.25	N/A	\$1.00	\$1.42	N/A	N/A	N/A	\$0.00	\$0.00	\$0.00	\$40.69
6.	Cumberland River Energy, Inc.	08,Ky,025	Harlan, Ky	UR	8,890	\$23.25	N/A	\$1.00	\$1.42	N/A	N/A	N/A	\$0.00	\$0.00	\$0.00	\$41.48
7.	Diamond May Coal Company	08,Ky,119	Knott, Ky	UR	19,236	\$23.25	N/A	\$1.00	\$1.42	N/A	N/A	N/A	\$0.00	\$0.00	\$0.00	\$40.06
8.	Transfer Facility	N/A	Plaquemines Parrish, La	OB	0	\$0.00	N/A	N/A	N/A	N/A	N/A	N/A	\$0.00	\$0.00	N/A	\$0.00

MONTHLY REPORT OF COST AND QUALITY OF COAL FOR ELECTRIC PLANTS  
ORIGIN, TONNAGE, DELIVERED PRICE AND AS RECEIVED QUALITY

- 1. Report For: Mo. July Yr. 1996
- 2. Reporting Company: Florida Power Corporation
- 3. Plant Name: Crystal River 4 & 5

**SPECIFIED  
CONFIDENTIAL**

4. Name, Title and Telephone Number of Contact Person Concerning Data Submitted on this Form  
Delmar J. Clark Jr., Financial Analyst - Regulatory  
(813) 824-6491

5. Signature of Official Submitting Report

  
Delmar J. Clark Jr., Financial Analyst - Regulatory

6. Date Completed: September 18, 1996

Line No.	Supplier Name	Mine Location	Shipping Point	Transportation Mode	Total Tons	Effective	Additional	Rail Rate	Other Rail Charges	River Barge Rate	Trans. loading Rate	Ocean Barge Rate	Other Water Charges	Other Related Charges	Transportation Charges	F.O.B.
						Purchase Price (\$/Ton)	Short-haul & Loading Charges (\$/Ton)									Plant Price (\$/Ton)
(a)	(b)	(c)	(d)	(e)	(f)	(g)	(h)	(i)	(j)	(k)	(l)	(m)	(n)	(o)	(p)	(q)
1.	Powell Mtn. Joint Venture	08, Va, 105	Lee, Va	UR	78,813	████████	N/A	████████	████████	N/A	N/A	N/A	\$0.00	\$0.00	████████	\$53.30
2.	Golden Oak Mining Co.	08, Ky, 133	Letcher, Ky	UR	29,368	████████	N/A	\$15.00	\$2.00	N/A	N/A	N/A	\$0.00	\$0.00	████████	\$43.91
3.	Franklin Coal Sales	08, Ky, 126	Pike, Ky	UR	19,290	████████	N/A	████████	████████	N/A	N/A	N/A	\$0.00	\$0.00	████████	\$44.86
4.	Quaker Coal Company, Inc.	08, Ky, 156	Pike, Ky	UR	38,458	████████	N/A	████████	████████	N/A	N/A	N/A	\$0.00	\$0.00	████████	\$49.05
5.	Ashland Coal, Inc.	08, Ky, 156	Pike, Ky	UR	3,955	████████	N/A	████████	████████	N/A	N/A	N/A	\$0.00	\$0.00	████████	\$44.40
6.	Transfer Facility	N/A	Plaquemines Parish, La	OB	163,576	████████	N/A	N/A	N/A	N/A	N/A	N/A	\$0.00	\$0.00	████████	\$50.17

**MONTHLY REPORT OF COST AND QUALITY OF COAL FOR ELECTRIC PLANTS  
REPORT OF ADJUSTMENTS TO PREVIOUS COAL DELIVERIES**

1. Report For: Mo. July Yr. 1996

2. Reporting Company: Florida Power Corporation

3. Plant Name: Transfer Facility (MT)

4. Name, Title and Telephone Number of Contact  
Person Concerning Data Submitted on this Form  
Delmar J. Clark Jr., Financial Analyst - Regulatory  
(813) 824-6491

5. Signature of Official Submitting Report

  
Delmar J. Clark Jr., Financial Analyst - Regulatory

6. Date Completed: September 19, 1996

Line No.	Month Reported	Form Plant Name	Intended Generating Plant	Supplier	Original Line Number	Old Volume (tons)	Form No.	Column Title	Old Value	New Value	New F.O.B. Plant Price	Reason for Revision
(a)	(b)	(c)	(d)	(e)	(f)	(g)	(h)	(i)	(j)	(k)	(l)	(m)

=== N O N E ===

**MONTHLY REPORT OF COST AND QUALITY OF COAL FOR ELECTRIC PLANTS  
REPORT OF ADJUSTMENTS TO PREVIOUS COAL DELIVERIES**

- 1. Report For: Mo. July Yr. 1986
- 2. Reporting Company: Florida Power Corporation
- 3. Plant Name: Transfer Facility FT Systems, Inc.

4. Name, Title and Telephone Number of Contact Person Concerning Data Submitted on this Form  
 Delmar J. Clark Jr., Financial Analyst - Regulatory  
 (919) 824-6491

5. Signature of Official Submitting Report

  
 Delmar J. Clark Jr., Financial Analyst - Regulatory

6. Date Completed: September 18, 1986

Line No.	Month Reported	Form Plant Name	Intended Generating Plant	Supplier	Original Line Number	Old Volume (tons)	Form No.	Column Title	Old Value	New Value	New F.O.B. Plant Price	Reason for Revision
(a)	(b)	(c)	(d)	(e)	(f)	(g)	(h)	(i)	(j)	(k)	(l)	(m)

=== N O N E ===

MONTHLY REPORT OF COST AND QUALITY OF COAL FOR ELECTRIC PLANTS  
 REPORT OF ADJUSTMENTS TO PREVIOUS COAL DELIVERIES

**SPECIFIED  
 CONFIDENTIAL**

- 1. Report For: Mo. July Yr. 1996
- 2. Reporting Company: Florida Power Corporation
- 3. Plant Name: Crystal River 1 & 2

4. Name, Title and Telephone Number of Contact Person Concerning Data Submitted on this Form  
 Delmar J. Clark Jr., Financial Analyst - Regulatory  
 (813) 824-6491

5. Signature of Official Submitting Report

  
 Delmar J. Clark Jr., Financial Analyst - Regulatory

6. Data Completed: September 19, 1996

Line No.	Month Reported	Form Plant Name	Intended Generating Plant	Supplier	Original Line Number	Old Volume (tons)	Form No.	Column Title	Old Value	New Value	New F.O.B. Plant Price	Reason for Revision
(a)	(b)	(c)	(d)	(e)	(f)	(g)	(h)	(i)	(j)	(k)	(l)	(m)
1.	05/96	CR 1&2	CR 1&2	Consol. Inc.	6	9,867	2A	(K) Quality Adjustment	\$4.50	\$3.60	\$41.10	Quality Adjustment
2.	06/96	CR 1&2	CR 1&2	Consol. Inc.	5	29,608	2A	(K) Quality Adjustment	\$4.00	\$3.20	\$40.85	Quality Adjustment
3.	06/96	CR 1&2	CR 1&2	Kentucky May Coal Co.	6	9,472	2A	(K) Quality Adjustment	\$4.40	\$3.50	\$40.96	Quality Adjustment

MONTHLY REPORT OF COST AND QUALITY OF COAL FOR ELECTRIC PLANTS  
 REPORT OF ADJUSTMENTS TO PREVIOUS COAL DELIVERIES

1. Report For: Mo. July Yr. 1996

2. Reporting Company: Florida Power Corporation

3. Plant Name: Crystal River 4 & 5

4. Name, Title and Telephone Number of Contact  
 Person Concerning Data Submitted on this Form  
 Delmar J. Clark Jr., Financial Analyst - Regulatory  
 (813) 824-6491

5. Signature of Official Submitting Report

  
 Delmar J. Clark Jr., Financial Analyst - Regulatory

6. Date Completed: September 13, 1996

Line No.	Month Reported	Form Plant Name	Intended Generating Plant	Supplier	Original Line Number	Old Volume (tons)	Form No.	Column Title	Old Value	New Value	New F.O.B. Plant Price	Reason for Revision
(a)	(b)	(c)	(d)	(e)	(f)	(g)	(h)	(i)	(j)	(k)	(l)	(m)

== NONE ==