

# AUSLEY & MCMULLEN

ATTORNEYS AND COUNSELORS AT LAW

227 SOUTH CALHOUN STREET  
P.O. BOX 391 (ZIP 32302)  
TALLAHASSEE, FLORIDA 32301  
(904) 224-9115 FAX (904) 222-7560

January 2, 1997

**BY HAND DELIVERY**

Ms. Blanca S. Bayo, Director  
Division of Records and Reporting  
Florida Public Service Commission  
2540 Shumard Oak Boulevard  
Tallahassee, Florida 32399-0850

**ORIGINAL  
FILE COPY**

Re: Docket No. 961230-TP


Dear Ms. Bayo:

Enclosed are the original and fifteen (15) copies of United Telephone Company of Florida and Central Telephone Company of Florida's Request for Confidential Classification.

Please acknowledge receipt and filing of the above by stamping the duplicate copy of this letter and returning the same to this writer.

Thank you for your assistance in this matter.

Sincerely,

  
J. Jeffrey Wahlen

ACK        cc: All Parties of Record

AFA        Enclosures

APP       

CAF       

CMU       

CTR       

EAG       

LEG       

LIN       

OPC       

RCH       

SEC   1  

WAS       

OTH all to Matilda

**RECEIVED & FILED**  
**EPSC-BUREAU OF RECORDS**

DOCUMENT NUMBER-DATE

**00035 JAN-25**

FPSC-RECORDS/REPORTING

BEFORE THE FLORIDA PUBLIC SERVICE COMMISSION

ORIGINAL  
FILE COPY

In re: Petition by MCI Telecommuni- )  
cations Corporation for arbitration ) DOCKET NO. 961230-TP  
with United Telephone Company of ) Filed: 1/02/97  
Florida and Central Telephone Company )  
of Florida concerning interconnection )  
rates, terms, and conditions, )  
pursuant to the Federal Telecommuni- )  
cations Act of 1996 )

---

**UNITED TELEPHONE COMPANY OF FLORIDA AND  
CENTRAL TELEPHONE COMPANY OF FLORIDA'S  
REQUEST FOR CONFIDENTIAL CLASSIFICATION**

Pursuant to Rule 25-22.006, Florida Administrative Code, UNITED TELEPHONE COMPANY OF FLORIDA and CENTRAL TELEPHONE COMPANY OF FLORIDA (collectively, "Sprint United/Centel" or the "Companies") file this Request for Specified Confidential Classification for certain cost study information provided to the Staff in this docket, and say:

1. This request covers documents and computer disks submitted to the Division of Records and Reporting under a confidential covers on December 12 and 13, 1996. These documents are answers to Staff's First Set of Interrogatories and responsive to Staff's First Request for Production of Documents. The documents (and computer disks) to which this request relates was filed with the Division of Records and Reporting under a separate confidential cover and a Notice of Intent to Request Confidential Classification on December 12 and 13, 1996.

2. The paper documents addressed in this request were introduced into the record as Exhibits 26 and 27 during the final

DOCUMENT NUMBER-DATE  
00035 JAN-25

FPSC-RECORDS/REPORTING

hearing in this docket. With the exception of the computer disk responsive to Staff's POD Nos. 29 and 30 (BCM 2), which was inadvertently produced to the Commission under a confidential cover, the computer disks described above and addressed in this request were not made a part of the record and are due to be returned to Sprint pursuant to the rule on confidentiality.

3. In accordance with FPSC Rule No. 25-22.006, F.A.C., a copy of the documents with the information the Companies consider to be proprietary has been filed under a separate cover as Exhibit "A" to this request and has the confidential information highlighted for identification purposes. In accordance with Rule 25-22.006, Florida Administrative Code, the Companies have appended hereto as Exhibit "B" one edited copy of the confidential answers with the confidential information blacked out ("redacted").


4. Commission Rule 25-22.006(4)(a) provides that a utility may satisfy its burden of proving that information is specified confidential material by demonstrating how the information falls under one or more of the available statutory examples. In the alternative, if no statutory example is available, the utility may satisfy its burden by including a justifying statement indicating what penalties or ill effects on the Companies or its ratepayers will result from the disclosure of the information to the public. The Companies have identified this confidential information on a line-by-line or field-by-field basis, and have appended the required line-by-line or field-by-field identification and justifications hereto as Exhibit "C."

5. The information for which confidential treatment is requested has not been disclosed, except pursuant to a protective agreement that provides that the information will not be released to the public.

7. For all the foregoing reasons, Sprint respectfully urges the Commission to classify the above-described and discussed documents as proprietary confidential business information pursuant to Rule 25-22.006, Florida Administrative Code, and as such exempt from Chapter 119, Florida Statutes.

WHEREFORE, UNITED TELEPHONE COMPANY OF FLORIDA and CENTRAL TELEPHONE COMPANY OF FLORIDA move the Commission to enter an Order declaring the documents claimed to be confidential in this request are proprietary confidential business information pursuant to Section 25-22.006, Florida Administrative Code.

DATED this 2nd day of January, 1997.



---

LEE L. WILLIS  
JOHN P. FONS and  
J. JEFFRY WAHLEN  
Ausley & McMullen  
P. O. Box 391  
Tallahassee, Florida 32302  
(904) 224-9115

ATTORNEYS FOR UNITED TELEPHONE  
COMPANY OF FLORIDA AND CENTRAL  
TELEPHONE COMPANY OF FLORIDA




CERTIFICATE OF SERVICE

I HEREBY CERTIFY that a true and correct copy of the foregoing has been furnished by U. S. Mail or hand delivery (\*) this 2nd day of January, 1997, to the following:

Martha Brown \*  
Cochran Keating  
Charlie Pellegrini  
Division of Legal Services  
Florida Public Service Comm.  
2540 Shumard Oak Blvd.  
Tallahassee, FL 32399-0850

Richard D. Melson •  
Hopping Green Sams & Smith  
123 S. Calhoun Street  
Tallahassee, FL 32301

  
\_\_\_\_\_  
Attorney

BEFORE THE FLORIDA PUBLIC SERVICE COMMISSION

In re: Petition by MCI Telecommuni- )  
cations Corporation for arbitration ) DOCKET NO. 961230-TP  
with United Telephone Company of )  
Florida and Central Telephone Company )  
of Florida concerning interconnection )  
rates, terms, and conditions, )  
pursuant to the Federal Telecommuni- )  
cations Act of 1996 )  

---

EXHIBIT "B" TO SPRINT UNITED/CENTEL'S  
REQUEST FOR CONFIDENTIAL CLASSIFICATION

Unedited Version  
With  
Confidential Information Redacted

BEFORE THE FLORIDA PUBLIC SERVICE COMMISSION

In re: Petition by MCI Telecommuni- )  
cations Corporation for arbitration ) DOCKET NO. 961230-TP  
with United Telephone Company of )  
Florida and Central Telephone Company )  
of Florida concerning interconnection )  
rates, terms, and conditions, )  
pursuant to the Federal Telecommuni- )  
cations Act of 1996 )  

---

ATTACHMENT TO STAFF'S FIRST SET  
OF INTERROGATORIES NO. 19  
(25 pages)

BMO: ADVERTISING (DEB. TOMZAK - VERBAU)

	A ACT	B ACT %	C BUD	BUD %
1 CENTREX	[REDACTED]	[REDACTED]	[REDACTED]	[REDACTED]
2 NET. SVC	[REDACTED]	[REDACTED]	[REDACTED]	[REDACTED]
3 COMPLEX (REG)	[REDACTED]	[REDACTED]	[REDACTED]	[REDACTED]
4 OTHER	[REDACTED]	[REDACTED]	[REDACTED]	[REDACTED]
5 TOTAL	<del>507,600</del> [REDACTED]	[REDACTED]	[REDACTED]	[REDACTED]

100

CONFIDENTIAL

**BILLING STATISTICS - ACCOUNTS REPORT**

Company: Sprint Florida - Combined  
 Period: December 1995 - May 1996

Report	Number of Accounts Billed	<u>A</u>	<u>B</u>	<u>C</u>
		Average	Percent of Total	Product Family
1 Res. Svc.			36.12%	1
2 Bus. Svc.			5.18%	2
3 Controx			0.15%	3
4 D/A Chrgs.			17.40%	12
5 PBX Svc.			0.01%	5
6 Key Sys.			0.02%	4
7 Semipublic			0.04%	14
8 Public			0.30%	14
9 Mobile			0.00%	14
10 WATS		878	0.03%	8
11 Local Pvt Ln		7,921	0.23%	9
12 Pvt TRA TER		53	0.00%	9
13 Pvt TRA TRA		4,748	0.14%	9
14 Pvt TER TER		0	0.00%	11
15 Pvt TER TRA		0	0.00%	11
16 MTS TRA TER		318,404	9.07%	14
17 MTS TRA TRA		713,085	20.44%	8
18 MTS TER TER		341,026	9.77%	14
19 MTS TER TRA		38,493	1.10%	8
20 Grand Total		3,489,277	100.00%	

CONFIDENTIAL

Note (1): Access Line Information Is from CIS data base, as of March 1996.

SPRINT - FLORIDA									
Billing Statistics - Accounts Reports									
COMBINED									
	A	B	C	D	E	F	G	H	I
									% OF
Category	12/95	1/96	2/96	3/96	4/96	5/96	TOTAL	AVERAGE	TOTAL
1 Res. Svc.	1246484	1252732	1259487	1265223	1269264	1268353	7561543	1260257.17	36.12%
2 Bus. Svc. (Excl. CENTREX)	184939	185306	186035	186810	187586	187229	1117905	181030.50	5.19%
3 Centrex (See Note 1)	0	0	0	0	0	0	5287	5287.00	0.15%
4 D/A Chrgs.	611535	613372	595597	605040	618828	597678	3642050	607008.33	17.40%
5 PBX Svc.	477	471	454	448	443	405	2698	449.67	0.01%
6 Key Syst.	749	739	739	733	731	722	4413	735.50	0.02%
7 Semipublic	1536	1540	1534	1535	1527	1527	9199	1533.17	0.04%
8 Public	10709	10523	10453	10309	10196	9997	62187	10364.50	0.30%
9 Mobile	2	2	2	2	2	2	12	2.00	0.00%
10 WATS	928	910	895	864	843	833	5273	878.83	0.03%
11 Local Pvt Ln	7936	7912	7891	7942	7943	7900	47524	7920.67	0.23%
12 Pvt TRA TER	54	53	52	54	54	52	319	53.17	0.00%
13 Pvt TRA TRA	4780	4766	4769	4747	4716	4709	28487	4747.83	0.14%
14 Pvt TER TER	0	0	0	0	0	0	0	0.00	0.00%
15 Pvt TER TRA	0	0	0	0	0	0	0	0.00	0.00%
16 MTS TRA TER	491274	282149	270425	278597	291879	284098	1898422	316403.67	9.07%
17 MTS TRA TRA	685085	702044	721598	731506	738012	700266	4278511	713085.17	20.44%
18 MTS TER TER	586606	318036	276716	281660	296149	286990	2046157	341026.17	9.77%
19 MTS TER TRA	41047.75	41816.75	35675	42836	46293	53075	230958.75	38493.13	1.10%
							20940945.75	3489276.46	100.00%
Note 1: From CIS - As of 5/96-									

CONFIDENTIAL

SPRINT - FLORIDA									
Billing Statistics - Accounts Reports									
Sprin/Centel-Florida									
	A	B	C	D	E	F	G	H	I
Category	12/95	1/96	2/96	3/96	4/96	5/96	TOTAL	AVERAGE	% OF TOTAL
1 Res. Svc.	232977	231998	232178	232724	232862	232339	1395078	232513.00	35.98%
2 Bus. Svc. (Excl. CENTREX)	33530	33754	33907	34022	34025	33972	203210	31683.33	4.90%
3 Centrex (See Note 1)	0	0	0	0	0	0	2185	2185.00	0.34%
4 D/A Chrgs.	140487	138677	128270	134530	140785	140052	822801	137133.50	21.22%
5 PBX Svc.	4	4	4	4	4	4	24	4.00	0.00%
6 Key Syst.	497	491	493	488	488	484	2941	490.17	0.08%
7 Semipublic	254	252	243	234	231	231	1445	240.83	0.04%
8 Public	2248	2250	2231	2202	2172	2057	13160	2193.33	0.34%
9 Mobile	2	2	2	2	2	2	12	2.00	0.00%
10 WATS	133	128	127	124	127	128	767	127.83	0.02%
11 Local Pvt Ln	1428	1416	1411	1407	1400	1394	8456	1409.33	0.22%
12 Pvt TRA TER	1	1	1	2	2	2	9	1.50	0.00%
13 Pvt TRA TRA	520	520	531	533	533	529	3166	527.67	0.08%
14 Pvt TER TER	0	0	0	0	0	0	0	0.00	0.00%
15 Pvt TER TRA	0	0	0	0	0	0	0	0.00	0.00%
16 MTS TRA TER	72537	51875	52444	53156	58235	57464	345711	57618.50	8.92%
17 MTS TRA TRA	108540	109080	109279	109133	113163	113414	662609	110434.83	17.09%
18 MTS TER TER	80161	51067	49905	50159	52791	52031	336114	56019.00	8.67%
19 MTS TER TRA	11263	12032	12146	13964	15299	17331	82035	13672.50	2.12%
							3879723	646256.33	100.00%
Note-1: From CIS - As of 5/96-									

CONFIDENTIAL

SPRINT - FLORIDA									
Billing Statistics - Accounts Reports									
Sprint/United Telephone - Florida									
	A	B	C	D	E	F	G	H	I
									% OF
Category	12/95	1/96	2/96	3/96	4/96	5/96	TOTAL	AVERAGE	TOTAL
1 Res. Svc.	1013507	1020734	1027309	1032499	1036402	1036014	6166465	1027744.17	36.15%
2 Bus. Svc. (Excl. CENTREX)	151409	151552	152128	152788	153561	153257	914695	149347.17	5.25%
3 Centrex (See Note 1)	0	0	0	0	0	0	3102	3102.00	0.11%
4 D/A Chrgs.	471048	474695	467327	470510	478043	457626	2819249	469874.83	16.53%
5 PBX Svc.	473	467	450	444	439	401	2674	445.67	0.02%
6 Key Syst.	252	248	246	245	243	238	1472	245.33	0.01%
7 Semipublic	1282	1288	1291	1301	1296	1296	7754	1292.33	0.05%
8 Public	8461	8273	8222	8107	8024	7940	49027	8171.17	0.29%
9 Mobile	0	0	0	0	0	0	0	0.00	0.00%
10 WATS	795	782	768	740	716	705	4506	751.00	0.03%
11 Local Pvt Ln	6508	6496	6480	6535	6543	6506	39068	6511.33	0.23%
12 Pvt TRA TER	53	52	51	52	52	50	310	51.67	0.00%
13 Pvt TRA TRA	4260	4246	4238	4214	4183	4180	25321	4220.17	0.15%
14 Pvt TER TER	0	0	0	0	0	0	0	0.00	0.00%
15 Pvt TER TRA	0	0	0	0	0	0	0	0.00	0.00%
16 MTS TRA TER	418737	230274	217981	225441	233644	226634	1552711	258785.17	9.10%
17 MTS TRA TRA	576545	592964	612319	622373	624849	586852	3615902	602650.33	21.20%
18 MTS TER TER	506445	266969	226811	231501	243358	234959	1710043	285007.17	10.02%
17 MTS TER TRA	29785	29785	23529	28872	30994	35744	148923.75	24820.63	0.87%
20							17061222.75	2843020.13	100.00%
Note-1: From CIS - As of 5/96-									

CONFIDENTIAL



RUN DATE 12/29/95  
RUN TIME 08.50.31

SPRINT/UNITED TELEPHONE OF FLORIDA  
BILLING STATISTICS - ACCOUNTS  
MONTH ENDING : DECEMBER 1995

CB225A01/059  
PAGE 45

A B C D E F G H I  
\* NPA COC \* NPA COC \* NPA COC \* NPA COC \* NPA COC \* DD \* DIST \* DIV \* COMPANY \*  
\* 941 902 \* 941 948 \* 941 904 \* 941 983 \* 941 993 \* PUNTA GOR \* PUNTA GOR \* SOUTH \* : :

- 1 BILLED
- 2 RES. SVC. ✓
- 3 BUS. SVC. ✓
- 4 LOCAL SVC
- 5 TOLLS
- 6 BAL. FWD.
- 7 DIR. ADV
- 8 OC&C
- 9 D/A CIRGS ✓
- 10 SEC DPTS.
- 11 ADV. PAY.
- 12 PBX SVC. ✓
- 13 KEY SYS. ✓
- 14 BANK DRAFT
- 15 SEMIPUBLIC ✓
- 16 PUBLIC ✓
- 17 MOBILE ✓
- 18 MEASURED SVC
- 19 WATS ✓
- 20 LOCAL PVT LH ✓
- 21 PVT TRA TER ✓
- 22 PVT TRA TRA ✓
- 23 PVT TER TER ✓
- 24 PVT TER TRA ✓
- 25 MTS TRA TER ✓
- 26 MTS TRA TRA ✓
- 27 MTS TER TER ✓
- 28 MTS TER TER (P)

1164918  
1013507  
151409  
1124510  
836818  
208038  
33894  
712825  
471048  
73041  
1170  
473  
252  
88003  
1282  
8461  
0  
1159888  
795  
8508  
53  
4280  
0  
0  
418737  
578545  
508445

J  
CENTREX ACCOUNTS

3102 A/C

AS OF 5/96

(PER Kim Bond 7/12/96)

CONFIDENTIAL

RUN DATE 01/31/88  
RUN TIME 05.59.48

SPRINT/UNITED TELEPHONE OF FLORIDA  
BILLING STATISTICS - ACCOUNTS  
MONTH ENDING : JANUARY 1988 ✓

C8225A01/059  
PAGE 48

A B  
\* DIV \* COMPANY \*  
\* SOUTH \* \*

1	BILLED	[REDACTED]	1172288
2	RES. SVC ✓	[REDACTED]	1020734
3	BUS. SVC ✓	[REDACTED]	151552
4	LOCAL SVC	[REDACTED]	1134925
5	TOLLS	[REDACTED]	747738
6	BAL. FWD.	[REDACTED]	204379
7	DIR. ADV	[REDACTED]	34827
8	OC&C	[REDACTED]	721725
9	D/A CHRG ✓	[REDACTED]	474095
10	SEC DPTS.	[REDACTED]	70745
11	ADV. PAY.	[REDACTED]	811
12	PBX SVC ✓	[REDACTED]	487
13	KEY SYS. ✓	[REDACTED]	248
14	BANK DRAFT	[REDACTED]	80991
15	SEMIPUBLIC ✓	[REDACTED]	1288
16	PUBLIC ✓	[REDACTED]	8273
17	MOBILE ✓	[REDACTED]	0
18	MEASURED SV	[REDACTED]	1170113
19	WATS ✓	[REDACTED]	782
20	LOCAL PVT LNV	[REDACTED]	8486
21	PVT TRA TER ✓	[REDACTED]	52
22	PVT TRA TRA /	[REDACTED]	4248
23	PVT TER TER ✓	[REDACTED]	0
24	PVT TER TRA ✓	[REDACTED]	0
25	MTS TRA TER ✓	[REDACTED]	230274
26	MTS TRA TRA ✓	[REDACTED]	592864
27	MTS TER TER ✓	[REDACTED]	288869

→ MTS TRA TRA ?

007

CONFIDENTIAL

RUN DATE 02/28/98  
RUN TIME 07.02.43

SPRINT/UNITED TELEPHONE OF FLORIDA  
BILLING STATISTICS - ACCOUNTS  
MONTH ENDING : FEBRUARY 1998

CB225A01/059  
PAGE 40

	A	B	C	D	E	F	G	H	I
	* NPA COC	* NPA COC	* NPA COC	* NPA COC	* NPA COC	* DO	* DIST	* DIV	* COMPANY
	* 941 902	* 941 940	* 941 904	* 941 983	* 941 983	* PUNTA GOR	* PUNTA GOR	* SOUTH	*
1 BILLED									1179437
2 RES. SVC ✓									1027309
3 BUS. SVC. ✓									152128
4 LOCAL SVC									1142789
5 TOLLS									744287
6 BAL. FWD.									194852
7 DIR. ADV									34222
8 OC&C									718214
9 D/A CIRCS ✓									487327
10 SEC DPTS.									68608
11 ADV. PAY.									834
12 PBX SVC. ✓									450
13 KEY SYS. ✓									240
14 BANK DRAFT									91910
15 SEMIPUBLIC ✓									1291
16 PUBLIC ✓									8222
17 MOBILE ✓									0
18 MEASURED SVC									1178824
19 WATS ✓									788
20 LOCAL PVT LH ✓									8480
21 PVT TRA TER ✓									51
22 PVT TRA TRA ✓									4238
23 PVT TER TER ✓									0
24 PVT TER TRA ✓									0
25 MTS TRA TER ✓									217861
26 MTS TRA TRA ✓									812319
27 MTS TER TER ✓									226811

CONFIDENTIAL

MTS TER TRA ✓

A B C D E F G H I



23528

CONFIDENTIAL

600

RUN DATE 03/30/98  
RUN TIME 05.59.27

SPRINT/UNITED TELEPHONE FLORIDA  
BILLING STATISTICS - ACCOUNTS  
MONTH ENDING : MARCH 1998

CB225A01/080  
PAGE 48

A B C D E F G H I  
\* NPA COC \* NPA COC \* NPA COC \* NPA COC \* NPA COC \* BO \* DIST \* DIV \* COMPANY \*  
\* 841 802 \* 841 848 \* 841 884 \* 841 883 \* 841 893 \* PUNTA GOR \* PUNTA GOR \* SOUTH \* \*

1	BILLED	
2	RES. SVC. ✓	1185287
3	BUS. SVC. ✓	1032499 ✓
4	LOCAL SVC	152788 ✓
5	TOLLS	1145864
6	BAL. FWD.	755440
7	DIR. ADV	181860
8	OCAC	33913
9	D/A CHRGS. ✓	727148
10	SEC DPTS.	470510
11	ADV. PAY.	68380
12	PBX SVC. ✓	648
13	KEY SYS. ✓	444
14	BANK DRAFT	245
15	SEMIPUBLIC ✓	92135
16	PUBLIC ✓	1301
17	MOBILE ✓	8107
18	MEASURED SVC.	0
19	WATS ✓	1183218
20	LOCAL PVT LN ✓	740
21	PVT TRA TER ✓	6535
22	PVT TRA TRA ✓	52
23	PVT TER TER ✓	4214
24	PVT TER TRA ✓	0
25	MTS TRA TER ✓	0
26	MTS TRA TRA ✓	225441
27	MTS TER TER ✓	822373
		231501

CONFIDENTIAL

MTS TER TRA

A

B

C

D

E

F

G

H

I



28872

CONFIDENTIAL

011

RUN DATE 04/30/98  
RUN TIME 07.48.03

SPRINT/UNITED TELEPHONE - FLORIDA  
BILLING STATISTICS - ACCOUNTS  
MONTH ENDING : APRIL 1998

CB225A01/000  
PAGE 46

A B C D E F G H I J K  
\* NPA COC \* NPA COC \* NPA COC \* NPA COC \* NPA COC \* NPA COC \* NPA COC \* BO \* DIST \* DIV \* COMPANY \*  
\* 941 788 \* 941 789 \* 941 802 \* 941 840 \* 941 864 \* 941 883 \* 941 993 \* PUNTA GOR \* PUNTA GOR \* SOUTH \*

1	BILLED	1189963
2	RES. SVC. ✓	1036402
3	BUS. SVC. ✓	153581
4	LOCAL SVC	1141198
5	TOLLS	760043
6	BAL. FWD.	181958
7	DIR. ADV	34253
8	OC&C	748315
9	D/A CHRG. ✓	478043
10	SEC DPTS.	64938
11	ADV. PAY.	591
12	PDX SVC. ✓	439
13	KEY SYS. ✓	243
14	BANK DRAFT	92060
15	SEMIPUBLIC ✓	1298
16	PUBLIC ✓	8024
17	MOBILE ✓	0
18	MEASURED SVC	1179824
19	WATS ✓	716
20	LOCAL PVT LN ✓	6543
21	PVT TRA TER ✓	52
22	PVT TRA TRA ✓	4183
23	PVT TER TER ✓	0
24	PVT TER TRA ✓	0
25	MTS TRA TER ✓	233644
26	MTS TRA TRA ✓	624849
27	MTS TER TER ✓	243358

CONFIDENTIAL

MTS TER TRA /

A B C D E F G H I J K



30894

CONFIDENTIAL

013



RUN DATE 05/30/88  
RUN TIME 05.15.55

A

\* COMPANY \*  
\* \* \*

1	BILLED	1189271
2	RES. SVC.	1038014
3	BUS. SVC.	153257
4	LOCAL SVC	1138918
5	TOLLS	722142
6	BAL. FWD.	187857
7	DIR. ADV	33779
8	OC&C	738635
9	D/A CHRGs.	457828
10	SEC DPTS.	82871
11	ADV. PAY.	485
12	PBX SVC.	401
13	KEY SYS.	238
14	BANK DRAFT	85331
15	SEMI-PUBLIC	1288
16	PUBLIC	7940
17	MOBILE	0
18	MEASURED SVC	1179181
19	WATS	705
20	LOCAL PVT LN	8508
21	PVT TRA TER	50
22	PVT TRA TRA	4180
23	PVT TER TER	0
24	PVT TER TRA	0
25	MTS TRA TER	220034
26	MTS TRA TRA	580852
27	MTS TER TER	234859
28	MTS TER TRA	35744

014

SPRINGFIELD TELEPHONE COMPANY  
BILLING STATISTICS - ACCOUNTS  
MONTH ENDING : MAY 1988

CB225A01/060  
PAGE 47

CONFIDENTIAL

RUN DATE 12/28/85  
RUN TIME 01.41.20

SPRINT/CENTEL-FLORIDA  
BILLING STATISTICS - ACCOUNTS  
MONTH ENDING : DECEMBER 1985

CB225A01/058  
PAGE 16

A B C D E F G  
\* NPA COC \* NPA COC \* NPA COC \* BO \* DIST \* DIV \* COMPANY \*  
\* 904 951 \* 904 958 \* 904 988 \* FT WALTON \* FT WALTON \* NORTH \* \*

1 BILLED	280507
2 RES. SVC. ✓	232877
3 BUS. SVC. ✓	33530
4 LOCAL SVC	249007
5 TOLLS	167852
6 BAL. FWD.	57425
7 DIR. ADV	8801
8 OC&C	208442
9 D/A CHRG. ✓	140487
10 SEC DPTS.	17298
11 ADV. PAY.	199
12 PBX SVC. ✓	4
13 KEY SYS. ✓	497
14 BANK DRAFT	1
15 SEMIPUBLIC	254
16 PUBLIC /	2248
17 MOBILE ✓	2
18 MEASURED SVC	323648
19 WATS ✓	133
20 LOCAL PVT LN /	1428
21 PVT TRA TER	1
22 PVT TRA TRA	520
23 PVT TER TER	0
24 PVT TER TRA	0
25 MTS TRA TER	72537
26 MTS TRA TRA	108540
27 MTS TER TER	80161

H  
CENTREX ACCOUNTS

2185 A/C

AB OF 5/96

(PER Kim Bond - 7/12/96)

CONFIDENTIAL

MTS TER TRA ✓

A B C D E F



11203

G

016

CONFIDENTIAL

RUN DATE 05/28/80  
RUN TIME 02.33.05

SPRINT/CENDEL-FLORIDA  
BILLING STATISTICS - ACCOUNTS  
MONTH ENDING : MAY 1988

CB225A01/000  
PAGE 17

A B C D E  
• NPA COC • BO • DIST • DIV • COMPANY •  
• 904 988 • FT WALTON • FT WALTON • NORTH •

1 BILLED	208311
2 RES. SVC. ✓	232339
3 BUS. SVC. ✓	33872
4 LOCAL SVC	250694
5 TOLLS	155795
6 BAL. FWD.	55550
7 DIR. ADV	8748
8 OC&C	214428
9 D/A CIRGS. ✓	140052
10 SEC DPTS.	15091
11 ADV. PAY.	273
12 PBX SVC. ✓	4
13 KEY SYS. ✓	484
14 BANK DRAFT	4039
15 SEMIPUBLIC ✓	231
16 PUBLIC ✓	2057
17 MOBILE ✓	2
18 MEASURED SVC	327893
19 WATS ✓	128
20 LOCAL PVT LN ✓	1394
21 PVT TRA TER ✓	2
22 PVT TRA TRA ✓	528
23 PVT TER TER ✓	0
24 PVT TER TRA ✓	0
25 MTS TRA TER ✓	57484
26 MTS TRA TRA ✓	113414
27 MTS TER TER ✓	52031
28 MTS TER TRA ✓	17331

CONFIDENTIAL

RUN DATE 01/30/86  
RUN TIME 02.50.59

SPRINT/CENDEL-FLORIDA  
BILLING STATISTICS - ACCOUNTS  
MONTH ENDING : JANUARY 1986

CB225A01/059  
PAGE 16

A B C D E F G H I  
\* NPA COC \* NPA COC \* NPA COC \* NPA COC \* NPA COC \* RO \* DIST \* DIV \* COMPANY \*  
\* 904 882 \* 904 887 \* 904 891 \* 904 898 \* 904 888 \* FT WALTON \* FT WALTON \* NORTH \*

1 BILLED	265752
2 RES. SVC. ✓	231998
3 BUS. SVC. ✓	33754
4 LOCAL SVC	249420
5 TOLLS	151272
6 BAL. FWD.	59029
7 DIR. ADV	8585
8 OC&C	210769
9 D/A CHRG ✓	138677
10 SEC DPTS.	16643
11 ADV. PAY.	199
12 PBX SVC. ✓	4
13 KEY SYS. ✓	491
14 BANK DRAFT	151
15 SEMIPUBLIC ✓	252
16 PUBLIC ✓	2250
17 MOBILE ✓	2
18 MEASURED SVC	324494
19 WATS ✓	128
20 LOCAL PVT LN ✓	1416
21 PVT TRA TER ✓	1
22 PVT TRA TRA ✓	520
23 PVT TER TER ✓	0
24 PVT TER TRA ✓	0
25 MTS TRA TER ✓	51875
26 MTS TRA TRA ✓	109080
27 MTS TER TER ✓	51067



MTS TER TRA

A B C D E F G H



I  
12032



CONFIDENTIAL

0719

RUN DATE 02/29/88  
RUN TIME 03.32.52

SPRINT/CENTEL-FLORIDA  
BILLING STATISTICS - ACCOUNTS  
MONTH ENDING : FEBRUARY 1988

CD2...01/059  
PAGE 17

A B  
\* DIV \* COMPANY \*  
\* NORTH \* \*

1	BILLED	288085
2	RES. SVC. ✓	232178
3	BUS. SVC. ✓	33907
4	LOCAL SVC	250831
5	TOLLS	151377
6	BAL. FWD.	57075
7	DIR. ADV	8547
8	OCAC	208788
9	D/A CHRG ✓	128270
10	SEC DPTS.	18084
11	ADV. PAY.	242
12	PBX SVC. ✓	4
13	KEY SYS. ✓	493
14	BANK DRAFT	254
15	SEMIPUBLIC ✓	243
16	PUBLIC ✓	2231
17	MOBILE ✓	2
18	MEASURED SVC	328028
19	WATS ✓	127
20	LOCAL PVT LN ✓	1411
21	PVT TRA TER ✓	1
22	PVT TRA TRA ✓	531
23	PVT TER TER ✓	0
24	PVT TER TRA ✓	0
25	MTS-TRA TER ✓	52444
26	MTS TRA TRA ✓	108728
27	MTS TER TER ✓	49805

020

CONFIDENTIAL

MTS TER TRA

A

B



CONFIDENTIAL

021



RUN DATE 03/28/98  
RUN TIME 02.55.25

SPRINT/CENTEL-FLORIDA  
BILLING STATISTICS - ACCOUNTS  
MONTH ENDING : MARCH 1998

CB225A01/060  
PAGE 17

	A	B
	* DIV * * NORTH *	* COMPANY *
1	BILLED	288748
2	RES. SVC. ✓	232724
3	BUS. SVC. ✓	34022
4	LOCAL SVC	251543
5	TOLLS	151702
6	BAL. FWD.	57887
7	DIR. ADV	8489
8	OCAC	211112
9	D/A CHRG. ✓	134530
10	SEC DPTS.	15780
11	ADV. PAY.	247
12	PBX SVC. ✓	4
13	KEY SYS. ✓	488
14	BANK DRAFT	2034
15	SEMI PUBLIC	234
16	PUBLIC ✓	2202
17	MOBILE ✓	2
18	MEASURED SVC	327580
19	WATS ✓	124
20	LOCAL PVT LN ✓	1407
21	PVT TRA TER ✓	2
22	PVT TRA TRA ✓	533
23	PVT TER TER ✓	0
24	PVT TER TRA ✓	0
25	MTS TRA TER ✓	53158
26	MTS TRA TRA ✓	108133
27	MTS TER TER ✓	50159

022

CONFIDENTIAL



HTS TER TRA

✓ A [redacted]

B  
13884



CONFIDENTIAL

023

RUN DATE 04/27/88  
RUN TIME 02.32.52

SPRINT/CENTEL-FLORIDA  
BILLING STATISTICS - ACCOUNTS  
MONTH ENDING : APRIL 1988

CB225A01/060  
PAGE 17

	A	B
	* DIV *	* COMPANY *
	* NORTH *	
1	BILLED	200867
2	RES. SVC. ✓	232802
3	BUS. SVC. ✓	34025
4	LOCAL SVC	252028
5	TOLLS	158849
6	BAL. FWD.	53784
7	DIR. ADV	8391
8	OC&C	213828
9	D/A CHRG. ✓	140785
10	SEC DPTS.	15423
11	ADV. PAY.	206
12	PDX SVC. ✓	4
13	KEY SYS. ✓	488
14	BANK DRAFT	3222
15	SEMIPUBLIC ✓	231
16	PUBLIC ✓	2172
17	MOBILE ✓	2
18	MEASURED SVC	328898
19	WATS ✓	127
20	LOCAL PVT LN ✓	1400
21	PVT TRA TER ✓	2
22	PVT TRA TRA ✓	533
23	PVT TER TER ✓	0
24	PVT TER TRA ✓	0
25	MTS TRA TER ✓	58235
26	MTS TRA TRA ✓	113103
27	MTS TER TER ✓	52791

024

CONFIDENTIAL

4/96

A

B

MTS TER TRA



15209

CONFIDENTIAL

025

BEFORE THE FLORIDA PUBLIC SERVICE COMMISSION

In re: Petition by MCI Telecommuni- )  
cations Corporation for arbitration ) DOCKET NO. 961230-TP  
with United Telephone Company of )  
Florida and Central Telephone Company )  
of Florida concerning interconnection )  
rates, terms, and conditions, )  
pursuant to the Federal Telecommuni- )  
cations Act of 1996 )  

---

ATTACHMENT TO STAFF'S FIRST SET  
OF INTERROGATORIES NO. 22(b)  
(10 pages)

INCREMENTAL WHOLESALE EXPENSES

CONFIDENTIAL

Sprint Florida - Combined

	Year 1	Year 2	Year 3	Year 4	Year 5
<b>CORPORATE SUMMARY</b>					
System Deveopment	\$ 1,488,744	\$ 7,967,232	\$ 6,806,292	\$ 5,053,789	\$ 0
System Deveopment Support	139,051	144,613	150,398	156,414	162,670
Miscellaneous	25,194	26,202	27,250	28,340	29,473
Corporate Staff	2,579,599	2,682,763	2,232,076	1,741,019	1,207,106
	4,232,588	10,820,830	9,216,016	6,979,561	1,399,250
Demand	6,765,853	7,036,487	7,317,947	7,610,664	7,915,091
Levelized at 10%					
Expense	3,847,808	8,942,835	6,924,129	4,767,134	868,824
Demand	6,150,775	5,815,279	5,498,082	5,198,186	4,914,649
\$ / Access Line / Year	\$ 0.9193				
OTC specific	\$ 1.02				
Total per Access Line	\$ 1.9393				
Access Lines	1,691,031				
Total Incremental Add-Back	\$ 3,279,369 (1)				

(1) This value is attributed to services based upon avoided expenses.

	Avoided Expenses	% of Total	Attributed Incremental Add-Backs
1 Residence Access	34,712,858	46.84%	\$ 1,535,912
2 Simple Business Access	4,987,881	6.73%	220,695
3 Centrex Access	2,162,550	2.92%	95,685
4 Key Access	4,531,814	6.11%	200,516
5 PBX Access	1,826,063	2.46%	80,797
6 Features	15,332,704	20.69%	678,414
7 LMS/EAS Usage	93,954	0.13%	4,157
8 IntraLATA Toll	3,406,191	4.60%	150,711
9 Local/Toll Private Line	3,493,517	4.71%	154,575
10 Switched Access *	0	0.00%	0
11 Special Access *	0	0.00%	0
12 Operator/DA	2,043,630	2.76%	90,423
13 Other	1,525,216	2.06%	67,485
14 Non-Discounted Services *	0	0.00%	0
	74,116,397	100.00%	3,279,369

\* Add-backs not assigned to Non-Discounted Services

Sprint - Proprietary Information  
Restricted Document

SPRINT-LTD LEVELIZING PROGRAM RELEASE 4 (1/95)

Sprint United Management Company-Bill Bollinger (913) 624-8259

1	Company Name:	SPRINT - Southern Operations		
2	Study Name:	Incremental Addbacks - Florida Combined		
3	Study Date:	October 4, 1	After Tax	After Tax
4	Income Tax Rate	38.57%	Capital Cost	Wtd. Cost
5	Debt Cost	8.06%	4.95%	2.08%
6	Debt. Percent	42.00%		
7	Equity Cost	15.81%	15.81%	9.17%
8	Equity Percent	58.00%		
9	Capital Cost	12.56%	11.25% Total Cap. Cost	
10	Ad Valorem Tax Factor	1.88%		
11	Maintenance Factor	0.00%		
12	Demand Input		Populate demand to duration of study life or deprec. life, whic	
13	Study Life (yrs)	5		
14	Revenues Accounted	2		
	Mid-year=1 or Year End=2			

	1996	1997	1998	1999	2000
15 Demand Units-Year End	1807509	1900309	1995109	2091909	2189909
16 Demand Units - Mid-Year	903,755	1,853,909	1,947,709	2,043,509	2,140,909
17a Investment-MACRS Class of Plant (yr 3)	\$0	\$0	\$0	\$0	\$0
17b Investment-MACRS Class of Plant (yr 5)	\$0	\$0	\$0	\$0	\$0
17c Investment-MACRS Class of Plant (yr 7)	\$0	\$0	\$0	\$0	\$0
17d Investment-MACRS Class of Plant (yr 10)	\$0	\$0	\$0	\$0	\$0
17e Investment-MACRS Class of Plant (yr 15)	\$0	\$0	\$0	\$0	\$0
17f Investment-MACRS Class of Plant (yr 20)	\$0	\$0	\$0	\$0	\$0
17g Period Beginning Expense (Software)	\$0	\$0	\$0	\$0	\$0
18 Residual Benefit(+)/Cost(-) (Salv/COR)	\$0	\$0	\$0	\$0	\$0
19 Cumulative Investment	\$0	\$0	\$0	\$0	\$0
20 Principle Repayment (rate purposes)	\$0	\$0	\$0	\$0	\$0
21 Cumulative Principle Repayment	\$0	\$0	\$0	\$0	\$0
22 Value to Recover(unrecovered principle)	\$0	\$0	\$0	\$0	\$0
23 Debt and Equity Cost	\$0	\$0	\$0	\$0	\$0
24 Ad Valorem Tax	\$0	\$0	\$0	\$0	\$0
25 Maintenance Expense	\$0	\$0	\$0	\$0	\$0
26 Marketing Expense	\$0	\$0	\$0	\$0	\$0
27 Incremental Addback Expense	\$2,495,871	\$2,326,755	\$1,861,404	\$1,116,842	\$446,737
28 Income Tax	(\$605,726)	(\$165,242)	\$51,289	\$376,303	\$673,229
29 Revenue Requirement	\$1,890,145	\$2,161,513	\$1,912,693	\$1,493,145	\$1,119,966
30 Discount Rate @ 11.25%	0.89888	0.80799	0.72629	0.65285	0.58683
31 Present Value of Rev. Req.	\$1,699,017	\$1,746,478	\$1,389,163	\$974,793	\$657,231
32 Cumulative PV Rev. Req.	\$1,699,017	\$3,445,494	\$4,834,657	\$5,809,450	\$6,466,681
33 NPV Dollars last Yr.	\$6,466,681	\$6,466,681	\$6,466,681	\$6,466,681	\$6,466,681
34 Demand (Mid-Year) Units	903,755	1,853,909	1,947,709	2,043,509	2,140,909
35 Discount Rate @ 11.25%	0.89888	0.80799	0.72629	0.65285	0.58683
36 Present Value of Demand	812,368	1,497,937	1,414,594	1,334,096	1,256,352
37 Cumulative PV Demand	812,368	2,310,306	3,724,900	5,058,996	6,315,347
38 NPV Units in Service	6315347	6315347	6315347	6315347	6315347
39 Levelized Rev. Req./Year	\$1.02	\$1.02	\$1.02	\$1.02	\$1.02
40 Revenue Generated	\$925,411	\$1,898,334	\$1,994,382	\$2,092,477	\$2,192,211
41 Discount Rate @ 11.25%	0.8989	0.8080	0.7263	0.6528	0.5868
42 PV Revenue by Year	\$831,835	\$1,533,832	\$1,448,492	\$1,366,064	\$1,286,457
43 Levelized Rev. Req./Month	\$0.09	\$0.09	\$0.09	\$0.09	\$0.09

027

CONFIDENTIAL

SPRINT - SOUTHERN OPERATIONS											
COMBINED ADDBACK CALCULATION - AVOIDED COST STUDY											
Department: Combined											
A	B	C	D	E	F	G	H	I	J	K	L
Salary							100.00%	100.00%	80.00%	80.00%	40.00%
Employees	Job	Mid		@25.7%			Year 1	Year 2	Year 3	Year 4	Year 6
on Job Grade	Grade	Point	MIP	Benefits	Annual Total	Total Expense					

1  
2  
3  
4  
5  
6  
7  
8  
9  
10  
11  
12  
13  
14  
15

16  
17  
18  
19  
20  
21  
22  
23  
24  
25  
26  
27  
28  
29  
30  
31

( )  
( )  
---  
---  
---  
---  
---  
---  
---  
---



CONFIDENTIAL

I N T E R O F F I C E   M E M O R A N D U M

Date: 03-Oct-1996 03:25pm EDT  
From: Silvia M Barroso  
BARROSOS  
Dept: Forecasting  
Tel No: (407)830-2752 MC4007

TO: Valerie Moore

( MOOREV )

Subject: RE: SNN TODAY -- SPECIAL EDITION

Ron,

Here are the year end in service forecast for total access lines including Centel.

1996	1997	1998	1999	2000
1,807,509	1,900,309	1,995,109	2,091,909	2,189,909

If you have any questions please call me.

Silvia


**SPRINT - SOUTHERN OPERATIONS**

Work Group Summaries

*A*      *B*                      *C*                      *D*                      *E*

Salary Head Count


<u>Consumer Marketing</u>	<u>Network Planning</u>	<u>Carrier Access</u>	<u>Tariffs &amp; Regulatory</u>	<u>TOTAL</u>
---------------------------	-------------------------	-----------------------	---------------------------------	--------------



1  
2  
3  
4  
5  
6  
7  
8  
9  
10  
11

Training Hours

<u>Consumer Marketing</u>	<u>Network Planning</u>	<u>Carrier Access</u>	<u>Tariffs &amp; Regulatory</u>	<u>TOTAL</u>
---------------------------	-------------------------	-----------------------	---------------------------------	--------------



12  
13  
14  
15  
16  
17  
18  
19  
20  
21  
22

030

CONFIDENTIAL



ADDBACK CALCULATION - AVOIDED COST STUDY

CONFIDENTIAL

Department: Network Planning

A B C D E F G H

Salary

Employees	Job	Mid	@25.7%			
In Job Grade	Grade	Point	MIP	Benefits	Annual Total	Total Expense
	73					
	74					
	75					
	76					
	77					
	78					
	79					
	E8					
	E9					
	E10					
	E11					
	E12					
	E13					
	E14					
<b>SubTotal - Salary</b>						

1  
2  
3  
4  
5  
6  
7  
8  
9  
10  
11  
12  
13  
14  
15  
16  
17

OTHER EXPENSES

Training

Employees	Job	Training	Rate Per
	Grade	Hours	Hour
	73		
	74		
	75		
	76		
	77		
	78		
	79		
	E13		
	E14		

19  
20  
21  
22  
23  
24  
25  
26  
27

Training Materials

28

SubTotal - Training

29

Customer Education

30

Local System Development

31

GRAND TOTAL

32

032

**ADDEBACK CALCULATION - AVOIDED COST STUDY**

Department: **CARRIER**

A B C D E F G H

**Salary**

Employees	Job	Mid	@25.7%			
In Job Grade	Grade	Point	MIP	Benefits	Annual Total	Total Expense
	73					
	74					
	75					
	76					
	77					
	78					
	79					
	E8					
	E9					
	E10					
	E11					
	E12					
	E13					
	E14					
	E16					

**SubTotal - Salary**

**OTHER EXPENSES**

**Training**

Employees	Job	Training	Rate Per
	Grade	Hours	Hour
	73		
	74		
	75		
	76		
	77		
	78		
	79		
	E13		
	E14		
	E16		

**Training Materials**

**SubTotal - Training**

**Customer Education**

**Local System Development**

1  
2  
3  
4  
5  
6  
7  
8  
9  
10  
11  
12  
13  
14  
15  
16  
  
17  
  
  
  
  
  
  
18  
19  
20  
21  
22  
23  
24  
25  
26  
27  
28  
29  
  
30  
31

H  
CONFIDENTIAL

COMBINED ADDBACK CALCULATION - AVOIDED COST STUDY

Department: TARIFFS & REGULATORY / LEGAL

CONFIDENTIAL

Salary							100.00%
Employees	Job	Mid	@25.7%		Year 1		
In Job Grade	Grade	Point	MIP	Benefits	Annual Total	Total Expense	
	73						
	74						
	75						
	76						
	77						
	78						
	79						
	E13						
	E14						
	E15						
	E16						
<b>Total - Salary</b>							
<b>OTHER EXPENSES</b>							
<b>Training</b>							
Employees	Job	Training	Rate Per				
	Grade	Hours	Hour				
	73						
	74						
	75						
	76						
	77						
	78						
	79						
	E13						
	E14						
	E15						
	E16						
<b>SubTotal - Training Salary</b>							
<b>Training Materials</b>							
<b>Total - Training</b>							
<b>Customer Education</b>							
<b>Local System Development</b>							
<b>GRAND TOTAL</b>							

1  
2  
3  
4  
5  
6  
7  
8  
9  
10  
11  
12  
13  
14  
15  
  
16  
17  
18  
19  
20  
21  
22  
23  
24  
25  
26  
27  
28  
29  
30  
31  
32

BEFORE THE FLORIDA PUBLIC SERVICE COMMISSION

In re: Petition by MCI Telecommuni- ) DOCKET NO. 961230-TP  
cations Corporation for arbitration )  
with United Telephone Company of )  
Florida and Central Telephone Company) )  
of Florida concerning interconnection) )  
rates, terms, and conditions, ) )  
pursuant to the Federal Telecommuni- ) )  
cations Act of 1996 ) )  

---

ATTACHMENT TO STAFF'S FIRST SET  
OF INTERROGATORIES NO. 44(a)  
(7 pages)

BATES 037 - 043



Summary of Other Direct and Common Expense Allocation

Company: Sprint Florida - Combined  
 Year: Twelve Months Ending December 1995  
 Cosa: 8400

	A	B	C	D	E	F	G	H	I	J	K	L	M	N	O
	(P380)	(P386)	(P392)	(P410)	(P425)	(P439)	(P444)	(P478)	(P484)	(P493)	(P534)				
Account Description	Not Availed Expense	Unbundled Loop	Cross-Connect Facilities	Network Interface Device	Local Switching	Tandem Switching	Interoffice Transmission Facilities	Digital Cross-Connect System	Switching Links and STP (Ports)	Call Related Databases	Service Mgmt System	Oper. Services and Directory Assist.	Collocation	Excluded	Total Unbundled

Line No.	(D)-Direct (O)-Other Direct (C)-Common (E)-Excluded	
<u>Plant Specific Operations Expenses</u>		
1 611X	Network Support - MV, SPV, OWE, GWE	(O)
6113	Network Support - Aircraft	(C)
6121	General Support - Land & Bldgs	(O)
612X	General Support - Furn./Ofc Equip/Gen. Purp Comp	(C)
5 6210	Central Office - Switching	(U)
6220	Operator Systems	(U)
6230	Central Office Transmission	(U)
6310	Info. Orig/Term.	(F)
6410	Cable and Wire Facilities	(D)
1. 5060, 1,6	Credit for Nonrecurring Revenue	(O)
5240	Credit for Facilities Rent Revenue	(O)
<u>Plant Nonspecific Operations Expense</u>		
12 6512	Provisioning	(O)
653X	Network Operations	(O)
6532	Network Operations	(D)
1. 6540	Access Expense	(E)
6561	Depr. Exp. - Telecomm. Plant in Service	
	General Support - Buildings Only	(O)
	General Support - Land	(O)
	General Support - Furn./Ofc Eq/ GPC	(C)
20	COE Switching	(U)
	COE Operator Service	(U)
	COE Circuit	(U)
	IOF	(U)
	Cable & Wire	(D)
2. 6563, 4, 5	Depr. Exp. - Property Held for Future Use	(E)
	Amortization Expense	(O)
	Depr. & Amortization	
<u>Customer Operations Expense</u>		
3. X 6610	Marketing	(O)
6621, 2	Service - Operator/DA/Call Related DB	(U)
3. 6623	Service - Other	(O)
<u>Corporate Operations Expense</u>		
6710	Executive and Planning	(C)
6720	General and Administrative	(C)
7240	<u>Property Tax</u>	
	Embedded Direct	(U)
	Other Direct Operating	(O)
	Common	(C)
<u>Telephone Plant</u>		
2002, 3	Total Other Regulated Plant	(O)
21XX	General Support - Land, Bldgs., MV, SPV, OWI	(O)
21XX	General Support - Furn./Ofc Equip/Gen. Purp Comp	(C)
22XX	Central Office Assets	(U)
23XX	Information Originating/Terminating Assets	(E)
24XX	Cable and Wire Facilities Assets	(U)
26XX	Auxiliary Assets	(O)

Company: Sprint Florida - Combined  
 Year: Twelve Months Ending December 1995  
 Cosa: 8400

Summary of Other Direct and Common Expense Allocation

Line No.	Account Description	(D): Direct	(O): Other Direct	(C): Common	(E): Excluded	A Not Avoided Expense	B Unbundled Loop (P380)	C Cross-Connect Facilities (P306)	D Network Interface Device (P397)	E Local Switching (P410)	F Tandem Switching (P425)	G Interoffice Transmission Facilities (P439)	H Digital Cross-Connect System (P444)	I Signaling Links and STP (Ports) (P478)	J Call Related Databases (P484)	K Service Mgmt System (P493)	L Oper. Services and Directory Assist (P534)	M Collocation	N Excluded	O Total Unbundled	
1	<b>Grand Total Expenses &amp; Taxes</b>																				
2	Embedded Direct				(D)																
3	Other Direct				(O)																
4	Common				(C)																
5	<b>Telephone Plant</b>																				
6	Embedded Direct				(D)																
7	TELRIC Investment																				
8	Other Direct				(O)																
9	Common				(C)																
10	Return		(Ln 5 * 6.75%)																		
11	Embedded Direct		(Ln 6 * 6.75%)		(D)																
12	Other Direct		(Ln 7 * 6.75%)		(O)																
13	Common		(Ln 8 * 6.75%)		(C)																
14	Income Taxes		(Ln 10 * 65.28%)																		
15	Embedded Direct		(Ln 11 * 65.28%)		(D)																
16	Other Direct		(Ln 12 * 65.28%)		(O)																
17	Common		(Ln 13 * 65.28%)		(C)																
18	<b>Total Element Cost (Ln 1 + Ln 10 + Ln 14)</b>																				
19	Embedded Direct (Ln 2 + Ln 11 + Ln 15)				(D)																
20	TELRIC Cost																				
21	Other Direct (Ln 3 + Ln 12 + Ln 16)				(O)																
22	Common (Ln 4 + Ln 13 + Ln 17)				(C)																
	<b>% Distribution</b>																				
23	Embedded Total Cost																				
24	Embedded Direct Cost				(D)																
25	Other Direct Cost				(O)																
26	Common Cost				(C)																
27	<b>Carry Factors (Ln 18 / Ln 5)</b>																				
28	Embedded Direct (Ln 19 / Ln 6)				(D)																
29	Other Direct/Embedded inv. (Ln 21 / Ln 6)				(O)																
30	Other Direct/Embedded Cost (Ln 21 / Ln 19)				(O)																
31	TELRIC																				
32	COMMON/TELRIC Cost (Ln 22/(Ln 20+Ln21))				(C)																
	<b>Amount subject to Loss (Excess of 15% Total Common)</b>																				
	<b>Total Element Cost Per Access Line Per Month</b>																				
33	Embedded Direct																				
34	TELRIC Cost																				
35	Other Direct																				
36	Common																				
37	TELRIC + Other Direct + Common																				

038

CONFIDENTIAL

11/21/96-9/4/97 Company Sprint Florida - Combined Year 1996 Months Ending December 1995 Costs 6400		A	B	C	D	E	F	G	H	I	J	K	L	M	N	O	P	Q	R	S	T	U	V	W
Account Number	Account Description	Total Allocated Regulated	Avoided Expense	Not Avoided Expense	Allocation Method	Basis for Allocation	Unbundled Long		Cross Connect	Interface	Local Switching	Trunk Switching	Interoffice	Transmission Facilities		Cross Connect System	IP (Ports)	IP (Ports) Call Related Databases	Service Mgmt System	Oper. Services and Direct Assist	Excluded	Collocation	Total Unbundled	
(D) - Direct	(I) - Indirect (J) - Joint (C) - C						Cable & Wire	Central	Total	Facilities	Device		Cable & Wire	Circuit	Total		SIP (Ports)							
<b>Plant Specific Operations Expenses</b>																								
6112	Motor Vehicle	1																						
6113	Aircraft																							
6114	Special Purpose Vehicle Expense																							
6115	Garage Work Equipment																							
6116	Other Work Equipment	5																						
	Network Support																							
6121	Land & Building																							
6122	Furniture & Artwork																							
6123	Office Equipment																							
6124	General Purpose Computer	10																						
	Rent Revenue - Cable & Wire																							
	Rent Revenue - Buildings																							
	Service Connection Revenues																							
	General Support																							
6211	Analog Electronic	15																						
6212	Digital Electronic																							
	Ordinary Repair/Replacement & Changes																							
	SCP Maintenance																							
	SS7 - Software																							
	LDB & RDB Database - Software	20																						
	Other Software																							
	Office Maintenance																							
6215	Electro Mechanical																							
	Central Office Switching																							
6220	Operator Systems	25																						
6231	Radio Systems																							
6232	Circuit Equipment																							
	Analog																							
	Digital																							
	Central Office Transmission	30																						
6211	Station Apparatus																							
6311	Large PBX																							
6351	Public Telephone Terminal Equipment																							
6362	Other Terminal Equipment																							
	Info. Cmg./Term.	35																						
6411	Poles																							
6421	Aerial Cable																							
6421.6	Aerial Drop																							
6422	Underground Cable																							
6423	Banded Cable																							
6423.6	Banded Drop	40																						
6424	Submarine Cable																							
6426	Intelligent Network Cable																							
6431	Aerial Wire																							
6441	Central Systems	45																						
	Cable and Wire Facilities																							
<b>Plant Nonspecific Operations Expense</b>																								
6512	Provisioning																							
6531	Plant Expense																							
6532	Network Administration Expense																							
	Traffic Engineering	50																						
	Assignment Function																							
	Operator Services																							
	Records Other																							
	Records Service Management System																							
	General Supervision	55																						
6533	Testing Expense																							
	Traces																							
	Trunks																							
	COE																							
	Supervisory, Dispatch & Control	60																						

CONFIDENTIAL

11/21/96 9 49																										
Company Sprint Florida - Combined																										
Year Twelve Months Ending December 1995																										
Costs 8400																										
Account Number	Account Description	A	B	C	D	E	F	G	H	I	J	K	L	M	N	O	P	Q	R	S	T	U	V	W	Total Unbundled	
																										Total Adjusted Regulated
6534	Plant Oper. Administration Expense	11																								
	Central Office Supervision																									
	Customer Premise Work																									
	Cable & Wire Supervision																									
	Land & Building																									
	Other																									
6535	Engineering Expense	5																								
	Land & Buildings																									
	Cable & Wire																									
	Central Office																									
	Other																									
	Network Operations																									
6540	Access Expense	10																								
6561	Depr. Exp - Telecomm. Plant in Service																									
	Gen'l Support - Buildings Only																									
	General Support - Other																									
	General Support - Other																									
	COE Switching																									
	COE Operator Service																									
	COE Circuit																									
	IOI																									
	Cable & Wire																									
6562	Depr. Exp - Property Held for Future Use																									
6563	Amortization Expense - Tangible																									
6564	Amortization Expense - Intangible																									
6565	Amortization Expense - Other																									
	Depr. & Amortization																									
	Customer Operations Expense																									
6611	Product Management																									
6612	Sales																									
	ICSC																									
	IKIO																									
	Other																									
6613	Product Advertising																									
	Marketing																									
6621	Call Completion Services																									
6622	Number Services																									
	Directory Assistance																									
	ALPHA Directory (Printing & Distribution)																									
	ALPHA Directory (Other)																									
	Foreign Directory																									
6623	Customer Services																									
	Billing																									
	CI																									
	CMR																									
	CRB																									
	IPC																									
	CASS																									
	Misc. Customer Billing																									
	Order Processing																									
	ICSC																									
	Telephone Survey System																									
	Business Office																									
	IPOC																									
	E 111																									
	Customer Instruction																									
	Paystation Expenses																									
	Service																									
(1)	Total Non-Corp. Exp. Less 6122/6123/6124/6563																									
(2)	Total Non-Corp. Exp. (1) Less 6113/6121																									

Other Direct Operating and Common Expense Allocation

CONFIDENTIAL

Company: Sprint Florida - Combined Year: Twelve Months Ending December 1995 Costs: 8400		A	B	C	D	E	F	G	H	I	J	K	L	M	N	O	T	Q	R	S	T	U	V	W
Account Number	Account Description (D) - Direct (I) - Indirect (J) - Joint (C) - C	Total Adjusted Regulated	Avoided Expense	Not Avoided Expense	Allocation Method	Basis for Allocation	(P380)			(P388)	(P397)	(P410)	(P425)	(P430)			(P444)	(P478)	(P484)	(P491)	(P534)	U	V	W
							Cable & Wire	Circuit	Total	Facilities	Network Interface Device	Local Switching	Tandem Switching	Interoffice Transmission	Facilities	Cross Connect System	Signaling Link and STP (Ports)	Call Related Databases	Service Mgmt System	Oper. Services and Direct Assist	Excluded	Collocation	Total Unbundled	
Corporate Operations Expense																								
6711	Executive																							
6712	Planning																							
	Executive and Planning																							
6721	Accounting & Finance																							
6722	External Relations																							
6723	Human Resources																							
6724	Information Management																							
6725	Legal																							
6726	Procurement																							
6727	Research and Development																							
6728	Other General & Administrative																							
	General and Administrative																							
7240	Property Tax																							
	Direct																							
	Indirect																							
	Joint																							
	Grand Total Expenses & Taxes																							

Other Direct Operating and Common Expense Allocation

CONFIDENTIAL

Company: Sprint Florida - Combined Year: Twelve Months Ending December 1995 Cost: 8400		A	B	C	D	E	F	G	H	I	J	K	L	M	N	O	P	Q	R	S	T	U	V	W		
Account Number	Account Description	Total Adjusted Regulated	Avoided Expense	Not Avoided Expense	Allocation Method	Basis for Allocation	Cable & Wire	Unbundled Loop (P390)	Total	Cross-Connec Facilities (P386)	Network Interface Device (P392)	Local Switching (P410)	Tandem Switching (P425)	Interoffice Transmission Facilities (P430)	Cable & Wire	Circuit	Total	Cross-Connec System (P444)	Signaling Link and STP (P470)	Related Databases (P484)	Service Mgmt System (P493)	Oper. Services and (P534)	Excluded	Collocation	Total Unbundled	
<b>Regulated Plant</b>																										
2002	Telecom Plant Held for Future Use	1				E																				
2003	Telecom Plant Under Construction - Short Term	1				E																				
2004	Telecom Plant Under Construction - Long Term	1				E																				
2005	Telecom Plant Acq. Adjustment					E																				
2006	Nonoperating Plant	5				E																				
2007	Goodwill					E																				
	<b>Total Other Regulated Plant</b>																									
<b>General Support Assets</b>																										
2111	Land																									
2112	Motor Vehicles																									
2113	Aircraft																									
2114	Special Purpose Vehicles	10																								
2115	Garage Work Equipment																									
2116	Other Work Equipment																									
2121	Buildings																									
2122	Furniture																									
2123	Office Equipment	15																								
2124	General Purpose Computers																									
	<b>General Support Assets</b>																									
<b>Central Office Assets</b>																										
2211	Analog Electronic Switching																									
2212	Digital Electronic Switching																									
	<b>Digital Electronic Switching</b>	20																								
2215	SS/Intelligent Network																									
2220	Electro-Mechanical Switching																									
2220	Operator Systems																									
2231	Radio Systems																									
2232	Circuit Equipment	25																								
	<b>Central Office Assets</b>																									
<b>Information Originating/Terminating Assets</b>																										
2311	Station Apparatus																									
2321	Customer Premises Wiring																									
2341	Large Private Branch Exchanges																									
2351	Public Telephone Terminal Equipment	30																								
2362	Other Terminal Equipment																									
	<b>Information Originating/Terminating Assets</b>																									
<b>Cable and Wire Facilities Assets</b>																										
2411	Poles																									
2421	Aerial Cable																									
2421 8	Aerial Drop																									
2422	Underground Cable																									
2423	Dialed Cable																									
2423 8	Dialed Drop																									
2424	Submarine Cable																									
2425	Deep Sea Cable																									
2426	Intrabuilding Network Cable																									
2431	Aerial Wire																									
2441	Conduit System																									
	<b>Cable and Wire Facilities Assets</b>	35																								
<b>Amortizable Assets</b>																										
2681	Capital Leases																									
2682	Leasehold Improvements																									
2690	Intangibles																									
	<b>Amortizable Assets</b>																									
	<b>Telephone Plant in Service</b>	50																								

CONFIDENTIAL

11/2/96 9 49		A	B	C	D	E	F	G	H	I	J	K	L	M	N	O	P	Q	R	S	T	U	V	W
Company: Sprint Florida - Combined		Total Adjusted	Avoided	Not Avoided	Allocation	Basis for	(P300)		(P300)	(P392)	(P410)	(P425)	(P439)		(P444)	(P470)	(P484)	(P493)	(P504)					
Year: Twelve Months Ending December 1995		Regulated	Expense	Expense	Method	Allocation	Cable & Wire	Unswitched Loop	Cross-Connect	Network Interface	Local Switching	Tandem Switching	Cable & Wire	Transmission	Digital	Signaling Link	Call Related	Service Mgmt	Oper Services	Direct Assist	Excluded	Collocation	Total Unallocated	
Cost: 8410		(D) - Direct	(I) - Indirect	(J) - Joint	(C) - C																			
<b>SUMMARY</b>																								
Telephone Plant																								
Direct (Embedded)																								
Indirect (To be added to TELRIC)																								
Joint (To be included with COMMON)																								
Return @ 06.75% (Not Booked)																								
Direct (Embedded)																								
Indirect (To be added to TELRIC)																								
Joint (To be included with COMMON)																								
Income Taxes @ 55.28% (Not Booked)																								
Direct (Embedded)																								
Indirect (To be added to TELRIC)																								
Joint (To be included with COMMON)																								
<b>Expenses</b>																								
Direct (Embedded)																								
Indirect (To be added to TELRIC)																								
Joint (To be included with COMMON)																								
Corporate Overheads (COMMON)																								
<b>Total Element Cost</b>																								
% Allocation																								
Direct																								
Indirect																								
Joint																								
Common																								
<b>Carry Factors</b>																								
Direct (IEC as % of Direct TPIS)																								
Indirect (IEC as % of Direct TPIS)																								
Indirect (IEC as % of Direct IEC)																								
Joint IEC/TELRIC & Indirect Total Cost																								
Corporate Exp / TELRIC/Indirect Total Cost																								
Total COMMON																								
Amount subject to Loss (Excess of 15% Total Common)																								
<b>EXTERNAL ALLOCATION BASES</b>																								
TELRIC Cost / Line																								
TELRIC Cost																								
TELRIC Expenses																								
TELRIC Investment																								
Anticipated Revenues (1st Pass based on Cost)																								
Access Lines (Residence + Business)																								
<b>Building Usage Analysis</b>																								
Central Offices																								
Pole Gains																								
Garages																								
Work Center Pole Yards & Warehouses																								
Microwave Towers																								
General Office																								
Total																								

BEFORE THE FLORIDA PUBLIC SERVICE COMMISSION

In re: Petition by MCI Telecommuni- )  
cations Corporation for arbitration ) DOCKET NO. 961230-TP  
with United Telephone Company of )  
Florida and Central Telephone Company )  
of Florida concerning interconnection )  
rates, terms, and conditions, )  
pursuant to the Federal Telecommuni- )  
cations Act of 1996 )  

---

DOCUMENT RESPONSIVE TO DOCUMENT  
REQUEST NO. 7  
(61 pages)





**Summary of Other Direct and Common Expense Allocation**

Company: **Sprint Florida - Combined**  
 Year: **Twelve Months Ending December 1995**  
 Cosa: **8400**

<u>A</u>	<u>B</u>	<u>C</u>	<u>D</u>	<u>E</u>	<u>F</u>	<u>G</u>	<u>H</u>	<u>I</u>	<u>J</u>	<u>K</u>	<u>L</u>	<u>M</u>	<u>N</u>	<u>O</u>
	(P380)	(P386)	(P392)	(P410)	(P425)	(P439)	(P444)	(P470)	(P484)	(P493)	(P534)			
	Unbundled Loop	Cross-Connect Facilities	Network Interface Device	Local Switching	Tandem Switching	Interoffice Transmission Facilities	Digital Cross-Connect System	Signaling Links and SIP (Ports)	Call Related Databases	Service Mgmt System	Oper. Services and Directory Assist.	Collocation	Excluded	Total Unbundled

Line No.	Account Description	(D)-Direct (O)-Other Direct (C)-Common (E)-Excluded	Not Avoided Expense
1	<b>Grand Total Expenses &amp; Taxes</b>		
2	Embedded Direct	(D)	
3	Other Direct	(O)	
4	Common	(C)	
5	<b>Telephone Plant</b>		
6	Embedded Direct	(D)	
7	TELRIC Investment		
8	Other Direct	(O)	
9	Common	(C)	
10	Return (Ln 5 * 6.75%)		
11	Embedded Direct (Ln 6 * 6.75%)	(D)	
12	Other Direct (Ln 7 * 6.75%)	(O)	
13	Common (Ln 8 * 6.75%)	(C)	
14	Income Taxes (Ln 10 * 65.28%)		
15	Embedded Direct (Ln 11 * 65.28%)	(D)	
16	Other Direct (Ln 12 * 65.28%)	(O)	
17	Common (Ln 13 * 65.28%)	(C)	
18	<b>Total Element Cost (Ln 1 + Ln 10 + Ln 14)</b>		
19	Embedded Direct (Ln 2 + Ln 11 + Ln 15)	(D)	
20	TELRIC Cost		
21	Other Direct (Ln 3 + Ln 12 + Ln 16)	(O)	
22	Common (Ln 4 + Ln 13 + Ln 17)	(C)	
<b>% Distribution</b>			
23	Embedded Total Cost		
24	Embedded Direct Cost	(D)	
25	Other Direct Cost	(O)	
26	Common Cost	(C)	
27	<b>Carry Factors (Ln 18 / Ln 5)</b>		
28	Embedded Direct (Ln 19 / Ln 6)	(D)	
29	Other Direct/Embedded Inv. (Ln 21 / Ln 6)	(O)	
30	Other Direct/Embedded Cost (Ln 21 / Ln 19)	(O)	
31	TELRIC		
32	<b>COMMON/TELRIC Cost (Ln 22 / (Ln 20 + Ln 21))</b>	(C)	

Amount subject to Loss (Excess of 15% Total)

33	<b>Total Element Cost Per Access Line Per Month</b>	\$
34	Embedded Direct	\$
35	TELRIC Cost	\$
36	Other Direct	\$
37	Common	\$
38	TELRIC + Other Direct + Common	\$

Access Lines

## Summary of TELRIC, Other Direct Operating and Common Expense Factors

Sprint Florida - Combined  
Twelve Months Ending December 1995  
8400

	<u>Embedded Investment</u> (A)	<u>TELRIC Investment</u> (B)	<u>TELRIC ACF Below ODOE</u> (C)	<u>Other Direct Operating Expense</u> (U)	<u>Other Direct Operating Expense Factor</u> (E)-D/A	<u>TELRIC + Other Oper Exp Factor</u> (F)-C+E	<u>Common Expense Factor</u> (G)
<b>Section 1 - By Element</b>							
1 Loop - Cable & Wire							
Loop - Circuit							
Loop Total							
Cross Connect - Circuit							
5 Network Interface Device							
Local Switching							
Tandem Switching							
Switching							
<b>Interoffice - Cable &amp; Wire</b>							
10 Underground Fiber							
Buried Fiber							
Aerial Fiber							
Conduit							
Poles							
15 Interoffice - Circuit (Fiber)							
Circuit Digital							
Interoffice Total							
Digital Cross Connect							
Signaling Links & SIP Ports							
20 CMI Related Databases							
Service Management Systems							
Operator Services & DA							
Collocation							
<b>Section 2 - Account Detail</b>							
<b><u>Cable &amp; Wire Detail</u></b>							
24 Poles							
25 Aerial Cable							
Aerial Drop							
Underground Cable							
Buried Cable							
Buried Drop							
30 Submarine Cable							
Intrading Network Cable							
Aerial Wire							
Conduit Systems							
Cable and Wire Facilities							
35 Digital Circuit							

Unbundled Cost Model		
Table of Contents		
Summary Worksheet (Prints on 11X17 Paper)	Page	Cells
Allocation of Detailed Accounts	1-4	(A8:AB219)
Summary of Allocated Results	5	(A220:AB248)
External Allocation Bases	5	(A249:AB273)
Shared Cost Per Access Line	6	(A274:AB297)
Total Element Cost per Access Line ( Ready for input of TELRIC Data )	7	(A303:AB340)
Shared & Common Allocation Results as percentages of Embedded Investment ( Carrying Charges )	8	(A343:AB366)
Percentages to apply to TELRIC Investment ( Ready for input of TELRIC Ratios )	9	(A372:AB410)
Total Element Cost Summary ( Combines TELRIC with Shared & Common Costs )	10	(A412:AB449)
<b>Detail Worksheet</b>		
Avoided Cost Model Account Detail ( Extracted for ACS Model )		(A1:H1260)
<b>RPT7210 Worksheet</b>		
Hyperion		
Report 7210 - Depreciation Reserve Detail ( Source for Depreciation Expense by Plant Account )		(A1-H100)
Report 7110 - Plant Account Detail		(A101:H250)
Access Line Detail		(A261:B266)
Employee Count		(A268:B268)
Property Tax		(A271:B271)

Indirect Investment Related and Common Expense Allocation

		A	B	C	D	E	F	G	H	I	J	K	L	M	N	O	P	Q	R	S	T	U	V	W	X
Company	Year																								
11/21/96-04	Sprint Florida - Combined																								
1999	Twelve Months Ending December 1999																								
Cost	8000																								
Account	Account Description	Total Adjusted	Allocated	Not Allocated	Allocation	Direct In	(P300)	(P301)	(P302)	(P410)	(P425)	(P427)	(P437)	(P444)	(P478)	(P484)	(P493)	(P531)					Total		
Number	(D) Direct (I) Indirect (J) Joint (C) Com	Regulated	Expense	Expense	Method	Allocation	Cable & Wire	Unidentified Loop	Facilities	Hardware	Local	Tandem	Switching	Interoffice Transmission Facilities	Core System	Signaling Info	Call Related	Service	Special Services	Excluded	Collaboration	Allocated			
SUMMARY																									
1	Telephone Plant																								
	Direct (Embedded)																								
	Indirect (To be added to TELRIC)																								
	Joint (To be included with COMMON)																								
5	Rosen @ 05.75%																								
	Direct (Non Booked)																								
	Indirect																								
	Joint																								
10	Income Taxes @ 65.78%																								
	Direct (Non Booked)																								
	Indirect																								
	Joint																								
	Expenses																								
	Direct																								
	Indirect																								
	Joint																								
	Corporate Overhead																								
	Total Element Cost @ 05.75%																								
	% Allocation																								
20	Direct																								
	Indirect																								
	Joint																								
	Common																								
	Cost Factors																								
	Direct (TEC as % of Direct (PIS))																								
	Indirect (TEC as % of Indirect (PIS))																								
	Joint (TEC as % of Direct TEC)																								
	Joint TEC (TELRIC & Indirect Total Cost)																								
	Corporate Exp. (TELRIC & Indirect Total Cost)																								
30	Total COMMON																								
	Amount subject to Loss (Excess of 15% Total Common)																								
EXTERNAL ALLOCATION BASES																									
	TELRIC Cost/Line																								
	TELRIC Cost																								
	TELRIC Expenses																								
35	TELRIC Investment																								
	Anticipated Revenue (14 Parts based on Cost)																								
	Access Lines (Residence + Business)																								
	Building Usage Analysis																								
	Central Offices																								
	Field Sites																								
	Garages																								
40	Work Centers, Pole Yards & Warehouses																								
	Access Towers																								
	Central Office																								
	Total																								
45	Cost/CWF Split on Embedded Investment																								
47	Cost/CWF Split on Embedded Expenses																								

A B C D E F

Company: Sprint Florida - Combined							
Year: Twelve Months Ending December 1995							
Account Number	Account Description	Amount	Non-Regulated Adjustment Note (4)	Adjusted Amount	Avoided / Not Avoided	Total Avoided Expenses	Total Not Avoided Expenses
1	6112101	M. V. EXP-PASSENGER CARS/SALARIES*RESIDUALS FM A/C 01	0		N	0	
2	6112102	M. V. EXP-PASSENGER CARS/BENEFITS*RESIDUALS FM A/C 01	0		N	0	
3	6112103	MOTOR VEHICLE EXP-PASSENGER CARS-RENTS *GSA RENTS	0		N	0	
4	6112104	M. V. EXP-PASSENGER CARS/OTHER*RESIDUALS FM A/C 0121	0		N	0	
5	6112201	M. V. EXP-LIGHT TRUCKS/SALARIES*RESIDUALS FM A/C 0122	0		N	0	
6	6112202	M. V. EXP-LIGHT TRUCKS/BENEFITS*RESIDUALS FM A/C 0122	0		N	0	
7	6112203	MOTOR VEHICLE EXP-LIGHT TRUCKS-RENT-RESIDUAL	0		N	0	
8	6112204	M. V. EXP-LIGHT TRUCKS/OTHER*RESIDUALS FM A/C 0122	0		N	0	
9	6112301	M. V. EXP-HEAVY TRUCKS/SALARIES*RESIDUALS FM A/C 0123	0		N	0	
10	6112302	MOTOR VEHICLE EXP-HEAVY TRUCKS-BEN-RESIDUAL	0		N	0	
11	6112303	MOTOR VEHICLE EXP-HEAVY TRUCKS-RENT-RESIDUAL	0		N	0	
12	6112304	M. V. EXP-HEAVY TRUCKS/OTHER*RESIDUALS FM A/C 0123	0		N	0	
13	6112	Motor Vehicle				0	
14	6113102	AIRCRAFT EXP-FIXED WING-BENEFITS	0		N	0	
15	6113103	AIRCRAFT EXP-FIXED WING-RENT	0		N	0	
16	6113104	AIRCRAFT EXP-FIXED WING-OTHER	0		N	0	
17	6113201	AIRCRAFT EXP - ROTARY WING - SALARIES	0		N	0	
18	6113202	AIRCRAFT EXP - ROTARY WING - BENEFITS	0		N	0	
19	6113203	AIRCRAFT EXP-ROTARY WING/RENT*RESIDUALS*GSA RENTS	0		N	0	
20	6113204	AIRCRAFT EXP-ROTARY WING/OTHER*RESIDUALS FM A/C 013	0		N	0	
21	6113	Aircraft				0	
22	6114104	SPECIAL PURPOSE VEHICLE EXPENSE-APPORTIONED	0		N	0	
23	6115101	GARAGE WORK EQ EXP-SAL-NON EXEMPT	0		N	0	
24	6115102	GARAGE WORK EQ EXP-BEN-NON EXEMPT	0		N	0	
25	6115103	GARAGE WORK EQ EXP-RENT	0		N	0	
26	6115104	GARAGE WORK EQ EXP-OTH-NON EXEMPT-OVHD ALLOC ONL	0		N	0	
27	6115	Garage Work Equipment				0	
28	6116101	OTHER WORK EQUIP/SALARIES*RESIDUALS FROM A/C 01611	0		N	0	
29	6116102	OTHER WORK EQUIP/BENEFITS*RESIDUALS FROM A/C 01611	0		N	0	
30	6116103	OTHER WORK EQUIP/RENT*RESIDUALS FROM A/C 01611	0		N	0	
31	6116104	OTHER WORK EQUIP/OTHER*RESIDUALS FROM A/C 01611	0		N	0	
32	6116	Other Work Equipment				0	
33	6121111	LAND & BUILDING-ORD REP/SALARIES	0		N	0	
34	6121112	LAND & BUILDING-ORD REP/BENEFITS	0		N	0	
35	6121113	LAND & BUILDING EXP - ORD REPAIRS -RENT *GSA RENTS	0		N	0	
36	6121114	LAND & BUILDING-ORD REP/OTHER 10R	0		N	0	
37	6121121	LAND&BLDG-R&C-WO/SALARIES 10M	0		N	0	
38	6121122	LAND&BLDG-R&C-WO/BENEFITS 10M	0		N	0	
39	6121124	LAND&BLDG-R&C-WO/OTHER 10M	0		N	0	
40	6121311	LAND & BUILDING-BUILDING EQUIP-ORD REP/SALARIES 410R	0		N	0	

61

A B C D E F

Company: Sprint Florida - Combined							
Year: Twelve Months Ending December 1995							
Account Number	Account Description	Amount	Non-Regulated Adjustment Note (4)	Adjusted Amount	Avoided / Not Avoided	Total Avoided Expenses	
						Total Not Avoided Expenses	
1	6121312	LAND & BLDG-BUILDING EQUIP-ORD REP/BENEFITS 410R			N	0	
2	6121313	LAND & BLDG-BUILDING EQUIP-ORD REP/RENT			N	0	
3	6121314	LAND & BLDG-BUILDING EQUIP-ORD REP/OTHER 410R			N	0	
4	6121321	LAND&BLDG-BUILDING EQ-R&C-WO/SALARIES 410M			N	0	
5	6121324	LAND&BLDG-R&C-BUILDING EQUIP-R&C-WO/OTHER 410M			N	0	
6	6121411	LAND & BLDG EXP-ANTENNA SUP & TOWERS-ORR-SAL-NON EX			N	0	
7	6121412	LAND&BLDG-ANTENNA SUPPORT&TOWERS-ORD REP/BENEFIT			N	0	
8	6121413	LAND & BUILDING EXP-ANTENNA SUPPORT-ORD REP-RENT			N	0	
9	6121414	LAND&BLDG-ANTENNA SUPPORT&TOWERS-ORD REP/OTHER			N	0	
10	6121424	LAND & BLDG EXP-ANTENNA SUP & TOWERS-RVC-WO-OTII-HO			N	0	
11	6121	Land & Building				0	
12	6122101	FURNITURE & ARTWORKS EXP-SAL-NON EXEMPT			N	0	
13	6122102	FURNITURE AND ARTWORKS EXP/BENEFITS			N	0	
14	6122103	FURNITURE & ARTWORKS EXPENSE - RENTS-GSA RENTS			N	0	
15	6122104	FURNITURE AND ARTWORKS EXP/OTHER			N	0	
16	6122	Furniture & Artwork				0	
17	6123101	OFFICE EQ EXP-OFFICE SUPPORT/SALARIES			N	0	
18	6123102	OFFICE EQ EXP-OFFICE SUPPORT/BENEFITS			N	0	
19	6123103	OFFICE EQ EXP-OFFICE SUPPORT/RENT-GSA RENTS			N	0	
20	6123104	OFFICE EQUIP EXP-OFFICE SUPPORT COPIERS-OTHER			N	0	
21	6123211	OFFICE EQ-COMP COMM-ORD REP/SALARIES-TELCO SHOP			N	0	
22	6123212	OFFICE EQ-COMP COMM-ORD REP/BENEFITS-TELCO SHOP			N	0	
23	6123213	OFFICE EQ EXP-CO COMM-RENT			N	0	
24	6123214	OFFICE EQ-COMP COMM-ORD REP/OTHER-OTHER SHOP			N	0	
25	6123221	OFFICE EQ-COMP COMM-R&C-WO/SALARIES 29M1			N	0	
26	6123222	OFFICE EQ EXP-CO COMM-R&C-WO-NON EXEMPT			N	0	
27	6123224	OFFICE EQ-COMP COMM-R&C-WO/OTHER 29M1			N	0	
28	6123231	OFFICE EQ-COMP COMM-R&C-SO/SALARIES-STA INST 29E			N	0	
29	6123232	OFFICE EQ-COMP COMM-R&C-SO/BENEFITS-STA INST 29E			N	0	
30	6123234	OFFICE EQ-COMP COMM-R&C-SO/OTHER-STA INST 29E			N	0	
31	6123	Office Equipment				0	
32	6124101	GEN'L PURPOSE COMPUTER EXP-CORP ADMIN/SALARIES-AS4			N	0	
33	6124102	GEN'L PURPOSE COMPUTER EXP-CORP ADMIN/BENEFITS-AS4			N	0	
34	6124103	GEN PURPOSE COMPUTER EXP-CORP ADMIN/RENTS-GSA RE			N	0	
35	6124104	GEN'L PURPOSE COMPUTER EXP-CORP ADMIN/OTHER-AS400			N	0	
36	6124106	GENERAL PURPOSE COMPUTER EXP-CORP ADMIN/GS&L			N	0	
37	6124108	GEN PURP COMP - INTEGRATION COSTS			N	0	
38	6124201	GEN PURPOSE COMPUTERS EXP-PC & CRT-SAL-NONEXEMPT			N	0	
39	6124202	GEN'L PURPOSE COMPUTER EXP-PC & CRT/BENEFITS			N	0	
40	6124203	GEN'L PURPOSE COMPUTER EXP-PC & CRT/RENT			N	0	
41	6124204	GEN'L PURPOSE COMPUTER EXP-PC & CRT/OTHER			N	0	
42	6124	General Purpose Computer				0	

A B C D E F

Company	Sprint Florida - Combined						
Year:	Twelve Months Ending December 1995						
Account Number	Account Description	Amount	Non-Regulated Adjustment Hole (1)	Adjusted Amount	Avoided / Not Avoided	Total Avoided Expenses	Total Not Avoided Expenses
1	6211111	ANALOG ELECTRONIC EXPENSE-ORDINARY EXPENSE/SALARI	0		N	0	
	6211112	ANALOG ELECTRONIC EXPENSE-ORDINARY EXPENSE/BENEFI	0		N	0	
	6211113	ANALOG ELE. EXP. - NCC - ORD. REPAIRS - RENT	0		N	0	
	6211114	ANALOG ELECTRONIC EXPENSE-ORDINARY EXPENSE/OTHER	0		N	0	
5	6211121	ANALOG ELECTRONIC EXP-R/C-WO-SAL-NON EXEMPT	0		N	0	
	6211124	ANALOG ELECTRONIC EXP-R/C-WO-OTII-NON EXEMPT-OVIID	0		N	0	
	6211131	ANALOG ELECTRONIC EXP-R/C-SO-SAL-NON EXEMPT	0		N	0	
	6211132	ANALOG ELECTRONIC EXP-R/C-SO-BEN-NON EXEMPT	0		N	0	
	6211134	ANALOG ELECTRONIC EXP-R/C-SO-OTII-NON EXEMPT-OVIID A	0		N	0	
10	6211611	ANALOG ELECTRONIC EXP-AMR-ROUT-O/R-SAL-NON EXEMPT	0		N	0	
	6211612	ANALOG ELECTRONIC EXP-AMR-ROUT-O/R-BEN-NON EXEMPT	0		N	0	
	6211614	ANALOG ELECTRONIC EXP-AMR-ROUT-O/R-OTII-NON EXEMPT	0		N	0	
	6211621	ANALOG ELECTRONIC EXP-AMR-R/C-WO-SAL-NON EXEMPT	0		N	0	
	6211622	ANALOG ELECTRONIC EXP-AMR-R/C-WO-BEN-NON EXEMPT	0		N	0	
15	6211624	ANALOG ELECTRONIC EXP-AMR-R/C-WO-OTII-NON EXEMPT-O	0		N	0	
	6211631	ANALOG ELECTRONIC EXP-AMR-R/C-SO-SAL-NON EXEMPT	0		N	0	
	6211632	ANALOG ELECTRONIC EXP-AMR-R/C-SO-BEN-NON EXEMPT	0		N	0	
	6211634	ANALOG ELECTRONIC EXP-AMR-R/C-SO-OTII-NON EXEMPT-OV	0		N	0	
	6211910	ANALOG ELECTRONIC EXP-SOFTWARE-SOFTWARE	0		N	0	
20	6211	Analog Electronic	0			0	
21	6212111	DIGITAL ELECTRONIC-ORDINARY REP/SALARIES*PAIR GAIN 887	0		N	0	
	6212112	DIGITAL ELECTRONIC-ORD REP/BENEFITS*PAIR GAIN 887R	0		N	0	
	6212113	DIGITAL ELECTRONIC-ORDINARY REP/RENT	0		N	0	
	6212114	DIGITAL ELECTRONIC-ORDINARY REP/OTHER*PAIR GAIN 887	0		N	0	
25	6212121	DIGITAL-PAIR GAIN-R&C 887M	0		N	0	
	6212122	DIGITAL ELECTRONIC-R&C-WO/BENEFITS*PAIR GAIN 887M1	0		N	0	
	6212124	DIGITAL ELECTRONIC-R&C-WO/OTHER*PAIR GAIN 887M1	0		N	0	
	6212131	DIGITAL ELECTRONIC-R&C-SO/SALARIES*PAIR GAIN 887M2	0		N	0	
	6212132	DIGITAL ELECTRONIC-R&C-SO/BENEFITS*PAIR GAIN 887M2	0		N	0	
30	6212134	DIGITAL ELECTRONIC-R&C-SO/OTHER*PAIR GAIN 887M2	0		N	0	
	6212611	DIGITAL ELECTRONIC SW-AMR-ORD REP/SALARIES 897R	0		N	0	
	6212612	DIGITAL ELECTRONIC SW-AMR-ORD REP/BENEFITS 897R	0		N	0	
	6212613	DIGITAL ELECTRONIC EXP-AMR-O/R-RENT	0		N	0	
	6212614	DIGITAL ELECTRONIC SW-AMR-ORD REP/OTHER 897R	0		N	0	
35	6212621	DIGITAL ELECTRONIC EXP-AMR-R/C-WO-SAL-NON EXEMPT	0		N	0	
	6212622	DIGITAL ELECTRONIC EXP-AMR-R/C-WO-BEN-NON EXEMPT	0		N	0	
	6212624	DIGITAL ELECTRONIC-AMR-R/C-WO-OTII-NONEXEMPT-OVIID A	0		N	0	
	6212631	DIGITAL ELECTRONIC EXPENSE-AMR-R&C-SO/SALARIES 897	0		N	0	
	6212632	DIGITAL ELECTRONIC EXPENSE-AMR-R&C-SO/BENEFITS 897	0		N	0	
40	6212634	DIGITAL ELECTRONIC EXPENSE-AMR-R&C-SO/OTHER 897M	0		N	0	
	6212711	SS7/INTELLIGENT NETWORK-ORDINARY REPAIRS/SALARIES 7	0		N	0	
	6212712	SS7/INTELLIGENT NETWORK-ORDINARY REPAIRS/BENEFITS 7	0		N	0	
	6212714	SS7/INTELLIGENT NETWORK-ORDINARY REPAIRS/OTHER 7	0		N	0	
	6212716	DIGITAL ELECTRONIC-ORDINARY REPAIRS-SS7-GS&L	0		N	0	
	6212721	DIGITAL SW-SS7-R&C 787M	0		N	0	
	6212722	DIGITAL ELECTRONIC SW/CI-SS7-R&C-WO/BENEFITS 787M	0		N	0	

1-  
01/15  
12/10



A B C D E F

Company							
Year:		Twelve Months Ending December 1995					
Account Number	Account Description	Amount	Non-Regulated Adjustment Note (4)	Adjusted Amount	Avoided / Not Avoided	Total Avoided Expenses	Total Not Avoided Expenses
1	6212724	DIGITAL ELECTRONIC SWITCH-SS7-R&C-WO/OTHER 787M1	0		N	0	
2	6212731	DIGITAL ELECTRONIC EXP-SS7-R/C-SO-SAL-NONEXEMPT	0		N	0	
3	6212732	DIGITAL ELECTRONIC EXP-SS7-R/C-SO-BEN-NONEXEMPT	0		N	0	
4	6212734	DIGITAL ELECTRONIC EXP-SS7-R/C-SO-OTH-NONEXEMPT	0		N	0	
5	6212740	DIGITAL ELECTRONIC ORDINARY REPAIRS-SCP-GS&L	0		N	0	
6	6212771	DIGITAL ELECTRONIC EXPENSE-ORD REP-SN-SALARIES	0		N	0	
7	6212772	DIGITAL ELECTRONIC EXPENSE-ORD REP-SN-BENEFITS	0		N	0	
8	6212774	DIGITAL ELECTRONIC EXPENSE-ORD REP-SN-OTHER	0		N	0	
9	6212781	DIGITAL ELECTRONIC EXPENSE-R&C-SN-WORK ORDER-SALA	0		N	0	
10	6212782	DIGITAL ELECTRONIC EXPENSE-R&C-SN-WORK ORDER-BENE	0		N	0	
11	6212784	DIGITAL ELECTRONIC EXPENSE-R&C-SN-WORK ORDER-OTIE	0		N	0	
12	6212910	DIGITAL ELECTRONIC EXPENSE/SOFTWARE	0		N	0	
13	6212911	DIGITAL ELECTRONIC SWITCH-SS7/GENERIC SOFTWARE 787	0		N	0	
14	6212920	DIGITAL ELECTRONIC EXP-EQUAL ACCESS SOFTWARE	0		N	0	
15	6212962	DIGITAL ELECTRONIC-SOFTWARE-SCP-GS&L-GENERIC SOFTW	0		N	0	
16	6212963	DIGITAL ELECTRONIC-SOFTWARE-LI0B-GS&L	0		N	0	
17	6212964	DIGITAL ELECTRONIC-SOFTWARE-800 DATABASE-GS&L	0		N	0	
18	6212	Digital Electronic	0			0	
19	6215111	STEP-BY-STEP SWITCHING-ORDINARY REPAIRS/SALARIES 3	0		N	0	
20	6215112	STEP-BY-STEP SWITCHING-ORDINARY REPAIRS/BENEFITS 3	0		N	0	
21	6215114	STEP-BY-STEP SWITCHING-ORDINARY REPAIRS/OTHER 37	0		N	0	
22	6215121	STEP-BY-STEP SWITCHING-R&C-WO/SALARIES 37M1	0		N	0	
23	6215122	STEP-BY-STEP SWITCHING-R&C-WO/BENEFITS 37M1	0		N	0	
24	6215124	STEP-BY-STEP SWITCHING-R&C-WO/OTHER 37M1	0		N	0	
25	6215131	STEP-BY-STEP SWITCHING-R&C-SO/SALARIES 37M2	0		N	0	
26	6215132	STEP-BY-STEP SWITCHING-R&C-SO/BENEFITS 37M2	0		N	0	
27	6215134	STEP-BY-STEP SWITCHING-R&C-SO/OTHER 37M2	0		N	0	
28	6215211	CROSSBAR SW-ORDINARY REPAIRS/SALARIES 47R	0		N	0	
29	6215212	CROSSBAR SW-ORDINARY REPAIRS/BENEFITS 47R	0		N	0	
30	6215214	CROSSBAR SW-ORDINARY REPAIRS/OTHER 47R	0		N	0	
31	6215221	CROSSBAR SWITCHING-R&C-WO/SALARIES 47M1	0		N	0	
32	6215222	CROSSBAR SWITCHING-R&C-WO/BENEFITS 47M1	0		N	0	
33	6215224	CROSSBAR SWITCHING-R&C-WO/OTHER 47M1	0		N	0	
34	6215231	CROSSBAR SWITCHING-R&C-SO/SALARIES 47M2	0		N	0	
35	6215232	CROSSBAR SWITCHING-R&C-SO/BENEFITS 47M2	0		N	0	
36	6215234	CROSSBAR SWITCHING-R&C-SO/OTHER 47M2	0		N	0	
37	6215311	OTH ELECTRO-MECH SWITCHING-ROUT-OR-SAL-NON EXEMP	0		N	0	
38	6215312	OTH ELECTRO-MECH SWITCHING-ROUT-OR-BEN-NON EXEMP	0		N	0	
39	6215314	OTH ELECTRO-MECH SWITCHING-ROUT-OR-OTH-NON EXEMP	0		N	0	
40	6215321	OTH ELECTRO-MECHANICAL SWITCHING-R/C-WO-SAL-NON EX	0		N	0	
41	6215322	OTH ELECTRO-MECHANICAL SWITCHING-R/C-WO-BEN-NON EX	0		N	0	
42	6215324	OTH ELECTRO-MECHANICAL SWITCHING-R/C-WO-OTH-NON EX	0		N	0	
43	6215331	OTH ELECTRO-MECHANICAL SWITCHING-R/C-SO-SAL-NON EX	0		N	0	
44	6215332	OTH ELECTRO-MECHANICAL SWITCHING-R/C-SO-BEN-NON EX	0		N	0	
45	6215334	OTH ELECTRO-MECHANICAL SWITCHING-R/C-SO-OTH-NON EX	0		N	0	
46	6215611	STEP-BY-STEP SWITCHING-AMR-ROUT-OR-SAL-NON EXEMPT	0		N	0	
47	6215612	STEP-BY-STEP SWITCHING-AMR-ROUT-OR-BEN-NON EXEMPT	0		N	0	

A B C D E F

Company: Sprint Florida - Combined		A	B	C	D	E	F
Year: Twelve Months Ending December 1995							
Account Number	Account Description	Amount	Non-Regulated Adjustment Note (4)	Adjusted Amount	Avoided / Not Avoided	Total Avoided Expenses	Total Not Avoided Expenses
1	6215613 STEP-BY-STEP SWITCHING-AMR-O/R-RENT		0				
	6215614 STEP-BY-STEP SWITCHING-AMR-ROUT-O/R-OTII-NON EXEMPT		0		N	0	
	6215624 STEP-BY-STEP SWITCHING-AMR-R/C-WO-OTII-NON EXEMPT-O		0		N	0	
	6215631 STEP-BY-STEP SWITCHING-AMR-R/C-SO-SAL-NON EXEMPT		0		N	0	
5	6215632 STEP-BY-STEP SWITCHING-AMR-R/C-SO-BEN-NON EXEMPT		0		N	0	
	6215634 STEP-BY-STEP SWITCHING-AMR-R/C-SO-OTII-NON EXEMPT-O		0		N	0	
	6215711 CROSSBAR SWITCHING-AMR-ROUT-O/R-SAL-NON EXEMPT		0		N	0	
	6215712 CROSSBAR SWITCHING-AMR-ROUT-O/R-BEN-NON EXEMPT		0		N	0	
10	6215714 CROSSBAR SWITCHING-AMR-ROUT-O/R-OTII-NON EXEMPT		0		N	0	
	6215721 CROSSBAR SWITCHING-AMR-R/C-WO-SAL-NON EXEMPT		0		N	0	
	6215722 CROSSBAR SWITCHING-AMR-R/C-WO-BEN-NON EXEMPT		0		N	0	
	6215724 CROSSBAR SWITCHING-AMR-R/C-WO-OTII-NON EXEMPT-OVII		0		N	0	
	6215731 CROSSBAR SWITCHING-AMR-R/C-SO-SAL-NON EXEMPT		0		N	0	
15	6215811 OTII ELECTRO-MECH SWITCHING-AMR-ROUT-O/R-SAL-NON EX		0		N	0	
	6215812 OTII ELECTRO-MECH SWITCHING-AMR-ROUT-O/R-BEN-NON EX		0		N	0	
	6215814 OTII ELECTRO-MECH SWITCHING-AMR-ROUT-O/R-OTII-NON E		0		N	0	
	6215831 OTII ELECTRO-MECHANICAL SWITCHING-AMR-R/C-SO-SAL-NO		0		N	0	
	6215832 OTII ELECTRO-MECHANICAL SWITCHING-AMR-R/C-SO-BEN-NO		0		N	0	
	6215834 OTII ELEC-MECH SWITCII-AMR-R/C-SO-OTII-NONEXEMPT-OVII		0		N	0	
20	6215 Electro Mechanical		0			0	
21	6220111 OPERATOR SYSTEMS-ORDINARY REP/SALARIES 17R 17R1 1		0			0	
	6220112 OPERATOR SYSTEMS EXPENSE-ORDINARY REPAIRS/BENEFIT		0		N	0	
	6220113 OPERATOR SYSTEMS-ORDINARY REPAIR/RENT		0		N	0	
	6220114 OPERATOR SYSTEMS-ORDINARY REPAIR/OTHER 17R 17R1 17		0		N	0	
25	6220121 OPERATOR SYSTEMS EXP-R/C-WO-SAL-NON EXEMPT		0		N	0	
	6220122 OPERATOR SYSTEMS EXP-R/C-WO-BEN-NON EXEMPT		0		N	0	
	6220124 OPERATOR SYSTEMS-R&C/OTHER* SERVICE ORDER 17M		0		N	0	
28	6220 Operator Systems		0			0	
30	6231114 SATELLITE & EARTH STA FAC-ORDINARY REPAIRS/OTHER		0		N	0	
	6231211 OTHER RADIO FACILITIES-MOBILE-ORDINARY REP/SALARIES 7		0		N	0	
	6231212 OTHER RADIO FACILITIES-MOBILE-ORDINARY REP/BENEFITS 7		0		N	0	
	6231213 OTHER RADIO FAC - MOBILE - ORD REPAIR - RENT		0		N	0	
	6231214 OTHER RADIO FACILITIES-MOBILE-ORDINARY REP/OTHER 77		0		N	0	
35	6231221 OTII RADIO FACILITIES-MOBILE-R/C-WO-SAL-NON EXEMPT		0		N	0	
	6231222 OTII RADIO FACILITIES-MOBILE-R/C-WO-BEN-NON EXEMPT		0		N	0	
	6231224 OTII RADIO FACILITIES-MOBILE-R/C-WO-OTII-NON EXEMPT		0		N	0	
	6231231 RADIO/MBL/PAGING-R&C 77MFM		0		N	0	
	6231232 OTHER RADIO FACILITIES-MOBILE-R&C-SO/BENEFITS 77M2		0		N	0	
	6231234 OTHER RADIO FACILITIES-MOBILE-R&C-SO/OTHER 77M2		0		N	0	
40	6231311 OTHER RADIO FACILITIES-OTHER-ORDINARY REP/SALARIES 6		0		N	0	
	6231312 OTHER RADIO FACILITIES-OTHER-ORDINARY REP/BENEFITS 6		0		N	0	
	6231313 OTII RADIO FACILITIES-OTII-O/R-RENT		0		N	0	
	6231314 OTHER RADIO FACILITIES-OTHER-ORDINARY REP/OTHER 67		0		N	0	
45	6231321 OTII RADIO FACILITIES-OTII-R/C-WO-SAL-NON EXEMPT		0		N	0	
	6231322 OTII RADIO FACILITIES-OTII-R/C-WO-BEN-NON EXEMPT		0		N	0	

1. 51 50 45

A B C D E F

Company: Sprint Florida - Combined		A	B	C	D	E	F
Year: Twelve Months Ending December 1995							
Account Number	Account Description	Amount	Non-Regulated Adjustment Note (4)	Adjusted Amount	Avoided / Not Avoided	Total Avoided Expenses	Total Not Avoided Expenses
1	6231324 OTHER RADIO FACILITIES-OTHER-R&C-WO/OTHER 67M1		0		N	0	
	6231331 OTH RADIO FACILITIES-OTII-R/C-SO-SAL-NON EXEMPT		0		N	0	
	6231332 OTH RADIO FACILITIES-OTII-R/C-SO-BEN-NON EXEMPT		0		N	0	
	6231334 OTH RADIO FACILITIES-OTII-R/C-SO-OTII-NON EXEMPT		0		N	0	
5	6231 Radio Systems		0			0	
6	6232111 CIRCUIT EOPT-ANALOG-ORDINARY REPAIRS/SALARIES 457		0			0	
	6232112 CIRCUIT EOPT-ANALOG-ORDINARY REPAIRS/BENEFITS 457		0		N	0	
	6232113 CIRCUIT EQ EXP-ANALOG-RENT		0		N	0	
	6232114 CIRCUIT EOPT-ANALOG-ORDINARY REPAIRS/OTHER 457R		0		N	0	
10	6232121 CIRCUIT EQUIP ANALOG-HEAD EXP/R&C - WO*SALARIES 457M		0		N	0	
	6232122 CIRCUIT EQUIP ANALOG-HEAD EXP/R&C - WO*BENEFITS 457M		0		N	0	
	6232124 CIRCUIT EQUIP ANALOG-HEAD EXP/R&C - WO*OTHER 457MD		0		N	0	
	6232131 CIRCUIT EQUIP ANALOG-HEAD END/R&C-SO*SALARIES 457M		0		N	0	
	6232132 CIRCUIT EQUIP ANALOG-HEAD END/R&C-SO*BENEFITS		0		N	0	
15	6232134 CIRCUIT EQUIP ANALOG-HEAD END/R&C-SO*OTHER		0		N	0	
	6232211 CIRCUIT EOPT-DIGITAL-ORD REP/SALARIES 57R		0		N	0	
	6232212 CIRCUIT EOPT-DIGITAL-ORD REP/BENEFITS 57R		0		N	0	
	6232213 CIRCUIT EQUIP EXP-DIGITAL-RENT		0		N	0	
	6232214 CIRCUIT EQUIP-DIGITAL-ORDINARY REPAIRS/OTHER 57R		0		N	0	
20	6232221 CIR EOPT-DIGITAL-REARR & CHANGES-WO/SALARIES 57M1		0		N	0	
	6232222 CIR EOPT-DIGITAL-REARR & CHANGES-WO/BENEFITS 57M1		0		N	0	
	6232224 CIR EOPT-DIGITAL-REARR & CHANGES-WO/OTHER 57M1		0		N	0	
	6232231 CIR EOPT-DGTL-REARR & CHNGS-SO/SALARIES 57M2		0		N	0	
	6232232 CIR EOPT-DGTL-REARR & CHNGS-SO/BENEFITS 57M2		0		N	0	
25	6232234 CIRCUIT EOPT DIGITAL-R&C-SO/OTHER 57M2		0		N	0	
	6232311 CIRCUIT EQUIP-DIG-FIBER OPTIC-ORD REP/SALARIES 557R		0		N	0	
	6232312 CIRCUIT EQUIP-DIG-FIBER OPTIC-ORD REP/BENEFITS 557R		0		N	0	
	6232313 CIRCUIT EQ EXP-DIGITAL-FIBER OPTIC-OR-RENT		0		N	0	
	6232314 CIRCUIT EQUIP-DIG-FIBER OPTIC-ORD REP/OTHER 557R		0		N	0	
30	6232321 CIRCUIT EQUIP-DIG-FIBER OPTIC-R&C-WO/SALARIES 557M1		0		N	0	
	6232322 CIRCUIT EQUIP-DIG-FIBER OPTIC-R&C-WO/BENEFITS 557M1		0		N	0	
	6232324 CIRCUIT EQUIP-DIG-FIBER OPTIC-R&C-WO/OTHER 557M1		0		N	0	
	6232331 CIRCUIT EQUIP-DIG-FIBER OPTIC-R&C-SO/SALARIES 557M2		0		N	0	
	6232332 CIRCUIT EQUIP-DIG-FIBER OPTIC-R&C-SO/BENEFITS 557M2		0		N	0	
35	6232334 CIRCUIT EQUIP-DIG-FIBER OPTIC-R&C-SO/OTHER 557M2		0		N	0	
	6232411 CIRCUIT EOPT-ANALOG-PAIR GAIN-ORD REP/SALARIES 757		0		N	0	
	6232412 CIRCUIT EOPT-ANALOG-PAIR GAIN-ORD REP/BENEFITS 757		0		N	0	
	6232414 CIRCUIT EOPT-ANALOG-PAIR GAIN-ORD REP/OTHER 757R		0		N	0	
	6232421 CIRCUIT EQ EXP-ANALOG-PAIR GAIN-R/C-WO-SAL-NON EXE		0		N	0	
40	6232422 CIRCUIT EQ EXP-ANALOG-PAIR GAIN-R/C-WO-BEN-NON EXE		0		N	0	
	6232424 CIRCUIT EQ EXP-ANALOG-PAIR GAIN-R/C-WO-OTII-NON EXEM		0		N	0	
	6232431 CIRCUIT EQ EXP-ANALOG-PAIR GAIN-R/C-SO-SAL-NO EXEM		0		N	0	
	6232432 CIRCUIT EQ EXP-ANALOG-PAIR GAIN-R/C-SO-BEN-NON EXE		0		N	0	
	6232434 CIRCUIT EQ EXP-ANALOG-PAIR GAIN-R/C-SO-OTII-NON EXEMP		0		N	0	
45	6232511 CIRCUIT EOPT-DIGITAL-PAIR GAIN-ORD REP/SALARIES 857R		0		N	0	
	6232512 CIRCUIT EOPT-DIGITAL-PAIR GAIN-ORD REP/BENEFITS 857R		0		N	0	
47	6232514 CIRCUIT EOPT-DIGITAL-PAIR GAIN-ORD REP/OTHER 857R		0		N	0	

A B C D E F

Company: Sprint Florida - Combined  
 Year: Twelve Months Ending December 1995

Account Number	Account Description	Amount	Non-Regulated Adjustment Note (4)	Adjusted Amount	Avoided / Not Avoided	Total Avoided Expenses	Total Not Avoided Expenses
1 6232521	DIGITAL PAIR GAIN-R&C 857M	[REDACTED]	0	[REDACTED]			[REDACTED]
6232522	CIRCUIT EQPT-DIGITAL PAIR GAIN-R&C-WO/BENEFITS 857M1	[REDACTED]	0	[REDACTED]	N	0	[REDACTED]
6232524	CIRCUIT EQPT-DIGITAL PAIR GAIN-R&C-WO/OTHER 857M1	[REDACTED]	0	[REDACTED]	N	0	[REDACTED]
5 6232531	CIRCUIT EQPT-DIGITAL PAIR GAIN-R&C-SO/SALARIES 857M2	[REDACTED]	0	[REDACTED]	N	0	[REDACTED]
6232532	CIRCUIT EQPT-DIGITAL PAIR GAIN-R&C-SO/BENEFITS 857M2	[REDACTED]	0	[REDACTED]	N	0	[REDACTED]
6232534	CIRCUIT EQPT-DIGITAL PAIR GAIN-R&C-SO/OTHER 857M2	[REDACTED]	0	[REDACTED]	N	0	[REDACTED]
7 6232	Circuit Equipment	[REDACTED]	0	[REDACTED]			[REDACTED]
6311111	STA APP-STATION INSTR-MOBILE-O/R-SAL	[REDACTED]	0	[REDACTED]			[REDACTED]
6311112	STA APP-STATION INSTR-MOBILE-O/R-BEN	[REDACTED]	0	[REDACTED]	N	0	[REDACTED]
10 6311114	STA APP-STA INSTR-ORD REP/OTHER-OTHR SHIP-SP EQ-R&B2	[REDACTED]	0	[REDACTED]	N	0	[REDACTED]
6311124	STA APP-STATION INSTR-R/C-WO-OTH-NON EXEMPT	[REDACTED]	0	[REDACTED]	N	0	[REDACTED]
6311131	STA APP-STATION INSTR-MOBILE-R/C-SO-SAL	[REDACTED]	0	[REDACTED]	N	0	[REDACTED]
6311132	STA APP-STATION INSTR-MOBILE-R/C-SO-BEN	[REDACTED]	0	[REDACTED]	N	0	[REDACTED]
15 6311134	STATION APP - STATION INS. REARR. & GIG. SO-OTHER	[REDACTED]	0	[REDACTED]	N	0	[REDACTED]
6311211	STA APP-SMALL PBX-O/R-SAL-NON EXEMPT	[REDACTED]	0	[REDACTED]	N	0	[REDACTED]
6311212	STA APP-SMALL PBX-O/R-BEN-NON EXEMPT	[REDACTED]	0	[REDACTED]	N	0	[REDACTED]
6311214	STA APP-SMALL PBX-O/R-OTH	[REDACTED]	0	[REDACTED]	N	0	[REDACTED]
6311221	STA APP-SMALL PBX-R/C-WO-SAL-NON EXEMPT	[REDACTED]	0	[REDACTED]	N	0	[REDACTED]
6311222	STA APP-SMALL PBX-R/C-WO-BEN-NON EXEMPT	[REDACTED]	0	[REDACTED]	N	0	[REDACTED]
20 6311224	STA APP-SMALL PBX-R/C-WO-OTH-NON EXEMPT	[REDACTED]	0	[REDACTED]	N	0	[REDACTED]
6311231	STA APP-SMALL PBX-R/C-SO-SAL-NON EXEMPT	[REDACTED]	0	[REDACTED]	N	0	[REDACTED]
6311232	STA APP-SMALL PBX-R/C-SO-BEN-NON EXEMPT	[REDACTED]	0	[REDACTED]	N	0	[REDACTED]
6311234	STA APP-SMALL PBX-R/C-SO-OTH	[REDACTED]	0	[REDACTED]	N	0	[REDACTED]
6311311	STA APP-KEY SYSTEMS-O/R-SAL-NON EXEMPT	[REDACTED]	0	[REDACTED]	N	0	[REDACTED]
25 6311312	STA APP-KEY SYSTEMS-O/R-BEN-NON EXEMPT	[REDACTED]	0	[REDACTED]	N	0	[REDACTED]
6311314	STA APP-KEY SYSTEMS-O/R-OTH	[REDACTED]	0	[REDACTED]	N	0	[REDACTED]
6311321	STA APP-KEY SYSTEMS-R/C-WO-SAL-NON EXEMPT	[REDACTED]	0	[REDACTED]	N	0	[REDACTED]
6311322	STA APP-KEY SYSTEMS-R/C-WO-BEN-NON EXEMPT	[REDACTED]	0	[REDACTED]	N	0	[REDACTED]
6311324	STA APP-KEY SYSTEMS-R/C-WO-OTH-NON EXEMPT	[REDACTED]	0	[REDACTED]	N	0	[REDACTED]
30 6311331	STA APP-KEY SYSTEMS-R/C-SO-SAL-NON EXEMPT	[REDACTED]	0	[REDACTED]	N	0	[REDACTED]
6311332	STA APP-KEY SYSTEMS-R/C-SO-BEN-NON EXEMPT	[REDACTED]	0	[REDACTED]	N	0	[REDACTED]
6311334	STA APP-KEY SYSTEMS-R/C-SO-OTH	[REDACTED]	0	[REDACTED]	N	0	[REDACTED]
6311511	STA APP-STATE ISOLATION-ORD REP/SALARIES	[REDACTED]	0	[REDACTED]	N	0	[REDACTED]
6311512	STA APP-STATE ISOLATION-ORD REP/BENEFITS	[REDACTED]	0	[REDACTED]	N	0	[REDACTED]
35 6311514	STA APP-STATE ISOLATION-ORD REP/OTHER	[REDACTED]	0	[REDACTED]	N	0	[REDACTED]
6311614	STATION APPARATUS - NO TROUBLE FOUND/NO ACCESS-OTH	[REDACTED]	0	[REDACTED]	N	0	[REDACTED]
6311	Station Apparatus	[REDACTED]	0	[REDACTED]			[REDACTED]
6341511	LPBX-STATE ISOLATION-ORD REP/SALARIES	[REDACTED]	0	[REDACTED]	N	0	[REDACTED]
6341512	LPBX-STATE ISOLATION-ORD REP/BENEFITS	[REDACTED]	0	[REDACTED]	N	0	[REDACTED]
40 6341514	LPBX-STATE ISOLATION-ORD REP/OTHER	[REDACTED]	0	[REDACTED]	N	0	[REDACTED]
6341614	LPBX - NO TROUBLE FOUND/NO ACCESS-OTHER	[REDACTED]	0	[REDACTED]	N	0	[REDACTED]
6341	Large PBX	[REDACTED]	0	[REDACTED]			[REDACTED]
43 6351111	PUBLIC TELE TERMN EQ-COIN ORD REP/SALARIES 98R	[REDACTED]	0	[REDACTED]	N	0	[REDACTED]

A B C D E F

Company							
Year:							
Account Number	Account Description	Amount	Non-Regulated Adjustment Note (4)	Adjusted Amount	Avoided / Not Avoided	Total Avoided Expenses	Total Not Avoided Expenses
Sprint Florida - Combined							
Twelve Months Ending December 1995							
1	6351112 PUBLIC TELE TERM EQ-COIN-ORD REP/BENEFITS 98R		0		N	0	
	6351114 PUBLIC TELE TERM EQ-COIN-ORD REP/OTH TELCO COIN EQ 9		0		N	0	
	6351121 PUBLIC TELE TERMINAL EQ-COIN-R&C-WO/SALARIES 98M1		0		N	0	
	6351122 PUBLIC TELE TERMINAL EQ-COIN-R&C-WO/BENEFITS 98M1P		0		N	0	
5	6351124 PUBLIC TELE TERMINAL EQ-COIN-R&C-WO/OTHER 98M1P		0		N	0	
	6351131 PUBLIC TELE TERM EQ-COIN-R&C/SALARIES *COST OF REMV 9		0		N	0	
	6351132 PUBLIC TELE TERM EQ-COIN-R&C/BENEFITS *COST OF REMV 9		0		N	0	
	6351134 PUBLIC TELE TERM EQ-COIN-R&C/OTHER *COST OF REMV 98		0		N	0	
	6351211 PUBLIC TELE TERMINAL EQ-COINLESS-ORD REP/SALARIES 98		0		N	0	
10	6351212 PUBLIC TELE TERMINAL EQ-COINLESS-ORD REP/BENEFITS 98		0		N	0	
	6351214 PUBLIC TELE TERMINAL EQ-COINLESS-ORD REP/OTHER 98R		0		N	0	
	6351221 PUBLIC TELE TERMINAL EQ-COINLESS-R&C-WO/SALARIES 98		0		N	0	
	6351222 PUBLIC TELE TERMINAL EQ-COINLESS-R&C-WO/BENEFITS 98		0		N	0	
	6351224 PUBLIC TELE TERMINAL EQ-COINLESS-R&C-WO/OTHER 98M		0		N	0	
15	6351231 PUB TEL TERM EQ COINLESS-R&C/SALARIES *COST REMOVAL		0		N	0	
	6351232 PUB TEL TERM EQ-COINLESS-R&C/BENEFITS *COST REMOVAL		0		N	0	
	6351234 PUB TEL TERM EQ-COINLESS-R&C/OTHER *COST OF REMOVAL		0		N	0	
	6351311 PUBLIC TELE TERMINAL EQ-BOOTHIS-ORD REP/SALARIES 98		0		N	0	
	6351312 PUBLIC TELE TERMINAL EQ-BOOTHIS-ORD REP/BENEFITS 98R		0		N	0	
20	6351314 PUBLIC TELE TERMINAL EQ-BOOTHIS-ORD REP/OTHER 98R		0		N	0	
	6351321 PUBLIC TELE TERMINAL EQ-BOOTHIS-R&C-WO/SALARIES 98M		0		N	0	
	6351322 PUBLIC TELE TERMINAL EQ-BOOTHIS-R&C-WO/BENEFITS 98M		0		N	0	
	6351324 PUBLIC TELE TERMINAL EQ-BOOTHIS-R&C-WO/OTHER 98M1		0		N	0	
	6351331 PUB TEL TERM EQ BOOTHIS SALARIES *COST OF REMOVAL 9		0		N	0	
25	6351332 PUB TEL TERM EQ BOOTHIS BENEFITS *COST OF REMOVAL 9		0		N	0	
	6351334 PUB TEL TERM EQ BOOTHIS OTHER *COST OF REMOVAL 98		0		N	0	
27	6351 Public Telephone Terminal Equipment		0			0	
	6362111 OTE-MULTIFLEXING-ORD REP/SALARIES *SUBSCRIBER 11B		0		N	0	
	6362112 OTE-MULTIFLEXING-ORD REP/BENEFITS *SUBSCRIBER 11B		0		N	0	
30	6362114 OTE-MULTIFLEXING-ORD REP/OTHER *SUBSCRIBER 11BR		0		N	0	
	6362121 SUBSCRIBER MULTIPLEX EQUIP-R&C-WO-SALARIES		0		N	0	
	6362122 OTH TERM EQ-MULTIPLEX-R/C-WO-BEN-NON EXEMPT		0		N	0	
	6362124 OTH TERM EQ-MULTIPLEX-R/C-WO-OTH		0		N	0	
	6362131 OTE-MLTPLXNG-R&C-SO/REARRNGMNT & CHNGS-SO/SALARIE		0		N	0	
35	6362132 OTE-MLTPLXNG-R&C-SO/REARRNGMNT & CHNGS-SO/BENEFIT		0		N	0	
	6362134 OTE-MLTPLXNG-R&C-SO/REARRNGMNT & CHNGS-SO/OTHER		0		N	0	
	6362211 OTE-LINE COND-ORD REP/SALARIES 957R		0		N	0	
	6362212 OTE-LINE COND-ORD REP/BENEFITS 957R		0		N	0	
	6362214 OTE-LINE COND-ORD REP/OTHER 957R		0		N	0	
40	6362221 OTE-LINE COND-R&C-WO/SALARIES 957M1		0		N	0	
	6362222 OTE-LINE COND-R&C-WO/BENEFITS 957M1		0		N	0	
	6362224 OTE-LINE COND-R&C-WO/OTHER 957M1		0		N	0	
	6362231 OTE-LINE COND-R&C-SO/SALARIES *LINE DISC & REM 957Y		0		N	0	
	6362232 OTE-LINE COND-R&C-SO/BENEFITS *LINE DISC & REM 957Y		0		N	0	
45	6362234 OTE-LINE COND-R&C-SO/OTHER *LINE DISC & REM 957Y		0		N	0	
50	6362311 OTH TERM EQUIP-SPEC COMM EQ-SAL-NON EXEMPT		0		N	0	
47	6362312 OTH TERM EQUIP-SPEC COMM EQ-BEN-NON EXEMPT		0		N	0	

A B C D E F

Company	Sprint Florida - Combined						
Year	Twelve Months Ending December 1995						
Account Number	Account Description	Amount	Non-Regulated Adjustment Note (4)	Adjusted Amount	Avoided / Not Avoided	Total Avoided Expenses	Total Not Avoided Expenses
1	6362314	OTE-SPECIAL EQUIP-ORD REPAIR/OTHER 18HR	0		N	0	
	6362321	OTII TERM EQ-E911-R/C-WO-SAL-NON EXEMPT	0		N	0	
	6362322	OTII TERM EQ-E911-R/C-WO-BEN-NON EXEMPT	0		N	0	
	6362324	OTHER TERM EQ-SPEC COMM PSAP-REARR & CHG-WO-OTIE	0		N	0	
5	6362331	OTII TERM EQ-E911-R/C-SO-SAL-NON EXEMPT	0		N	0	
	6362332	OTII TERM EQ-E911-R/C-SO BEN-NON EXEMPT	0		N	0	
	6362334	OTII TERM EQ-E911-R/C-SO-OTII-NON EXEMPT	0		N	0	
	6362511	OTHER TERM EQ-STATE ISOLATION-ORD REPI/SALARIES	0		N	0	
	6362512	OTHER TERM EQ-STATE ISOLATION-ORD REPI/BENEFITS	0		N	0	
10	6362514	OTHER TERM EQ-STATE ISOLATION-ORD REPI/OTHER	0		N	0	
	6362614	OTHER TERMINAL EQUIP NO TROUBLE FOUND/NO ACCESS OT	0		N	0	
12	6362	Other Terminal Equipment	0			0	
12	6411111	POLES-ORDINARY REPAIRS/SALARIES 1R	0		N	0	
	6411112	POLES-ORDINARY REPAIRS/BENEFITS 1R	0		N	0	
12	6411113	POLES EXPENSE/RENT	0		N	0	
	6411114	POLES-ORDINARY REPAIRS/OTHER 1R	0		N	0	
	6411121	POLES-REARRANGEMENT & CHANGES-CBP	0		N	0	
	6411122	POLES-REARRANGEMENT & CHANGES-CBP	0		N	0	
	6411124	POLES-REARRANGEMENT & CHANGES-CBP	0		N	0	
20	6411141	TREE TRIMMING & BRUSH REMOVAL/SALARIES 21R	0		N	0	
	6411142	TREE TRIMMING & BRUSH REMOVAL/BENEFITS 21R	0		N	0	
	6411144	TREE TRIMMING & BRUSH REMOVAL/OTHER 21R	0		N	0	
	6411211	POLE EXPENSE-SPECIAL STRUCTURE-ORD REPAIR-SALARIES	0		N	0	
	6411212	POLE EXPENSE-SPECIAL STRUCTURE-ORD REPAIR-BENEFITS	0		N	0	
	6411213	POLES EXPENSE - SPECIAL STRUCTURES/RENT	0		N	0	
	6411214	POLES SPECIAL STRUCTURES-ORDINARY REPAIRS/OTHER	0		N	0	
	6411221	POLES EXP-SPEC STRUCTURES-R/C-WO-SAL-NON EXEMPT	0		N	0	
	6411222	POLES EXP-SPEC STRUCTURES-R/C-WO-BEN-NON EXEMPT	0		N	0	
	6411224	POLES EXP-SPEC STRUCTURES-R/C-WO-OTII-NON EXEMPT	0		N	0	
20	6411	Poles	0			0	
20	6421111	AERIAL CABLE-METALLIC-ORD REPI/SALARIES 2R 2RP	0		N	0	
	6421112	AERIAL CABLE-METALLIC-ORD REPI/BENEFITS 2R 2RP	0		N	0	
	6421113	AERIAL CABLE-METALLIC-ORD REPI/LEASED FACILITIES	0		N	0	
	6421114	AERIAL CABLE-METALLIC-ORD REPI/OTHER 2R 2RP	0		N	0	
20	6421121	AERIAL CABLE-METALLIC-R&C/SALARIES*NON WORKORDER	0		N	0	
	6421122	AERIAL CABLE-METALLIC-R&C/BENEFITS*NON WORKORDER	0		N	0	
	6421124	AERIAL CABLE-METALLIC-R&C/OTHER*NON WORKORDER	0		N	0	
	6421211	AERIAL CABLE-NONMETALLIC-ORD REPI/SALARIES 2RF 2RF	0		N	0	
	6421212	AERIAL CABLE-NONMETALLIC-ORD REPI/BENEFITS 2RF 2RF	0		N	0	
	6421213	AERIAL CABLE EXP-FIBER OPTIC-OR/RENT	0		N	0	
	6421214	AERIAL CABLE-NONMETALLIC-ORD REPI/OTHER 2RF 2RFL	0		N	0	
100	6421221	AERIAL CABLE EXP-NON-METALLIC-REARR & CHG-WO-SALARI	0		N	0	
	6421222	AERIAL CABLE EXP-NON-METALLIC-REARR & CHG-WO-BENEFI	0		N	0	
	6421224	AERIAL CABLE EXP-NON-METALLIC-REARR & CHG-WO-OTHER	0		N	0	
	6421313	INTERSTATE/INTELRATA MIS-LOCAL TRANSPORT RENTAL EX	0		N	0	

A B C D E F

Company	Sprint Florida - Combined						
Year	Twelve Months Ending December 1995						
Account Number	Account Description	Amount	Non-Regulated Adjustment Note (4)	Adjusted Amount	Avoided / Not Avoided	Total Avoided Expenses	Total Not Avoided Expenses
1	6421333	INTERSTATE/INTRALATA MTS-LOCAL TRANSPORT RENTAL EX	0		N	0	
	6421353	INTRASTATE/INTERLATA MTS-LOCAL TRANSPORT RENTAL EX	0		N	0	
	6421363	INTRASTATE/INTERLATA SPECIAL LOCAL TRANSPORT RENTAL	0		N	0	
	6421373	INTRASTATE/INTRALATA MTS-LOCAL TRANSPORT RENTAL EX	0		N	0	
5	6421383	INTRASTATE/INTRALATA SPECIAL LOCAL TRANSPORT RENTAL	0		N	0	
	6421611	AERIAL CBL-METALLIC DROP-ORD REP/SALARIES*COMPLEX 8	0		N	0	
	6421612	AERIAL CBL-METALLIC DROP-ORD REP/BENEFITS*COMPLEX 8	0		N	0	
	6421613	AERIAL CABLE EXP-METALLIC DROP-ORD REPAIR-RENT	0		N	0	
	6421614	AERIAL CBL-METALLIC DROP-ORD REP/OTHER*COMPLEX 8	0		N	0	
11	6421621	AERIAL CBL-METALLIC DROP-R&C-WO/SALARIES*COMPLEX 8	0		N	0	
	6421622	AERIAL CBL-METALLIC DROP-R&C-WO/BENEFITS*COMPLEX 8	0		N	0	
	6421624	AERIAL CBL-METALLIC DROP-R&C-WO/OTHER*COMPLEX 8M	0		N	0	
	6421631	AERIAL CBL-METALLIC DROP-R&C-SO/SALARIES*COMPLEX 8	0		N	0	
	6421632	BENEFITS	0		N	0	
12	6421634	AERIAL CBL-METALLIC DROP-R&C-SO/OTHER* COMPLEX 8M	0		N	0	
	6421651	AERIAL CBL-MET DROP-R&C-RECONNECT/SALARIES*COMPLE	0		N	0	
	6421652	AERIAL CBL-MET DROP-R&C-RECONNECT/BENEFITS*COMPLE	0		N	0	
	6421654	AERIAL CBL-MET DROP-R7C-RECONNECT/OTHER* COMPLEX	0		N	0	
	6421661	AERIAL CBL-MET DROP-R&C-DISCONNECT/SALARIES*COMPLE	0		N	0	
31	6421662	AERIAL CBL-MET DROP-R&C-DISCONNECT/BENEFITS*COMPLE	0		N	0	
	6421664	AERIAL CBL-MET DROP-R&C-DISCONNECT/OTHER*COMPLEX	0		N	0	
	6421	Aerial Cable	0			0	
	6422111	UNDERGROUND CBL-METALLIC-ORD REP/SALARIES 5R 5RP	0		N	0	
	6422112	UNDERGROUND CBL-METALLIC-ORD REP/BENEFITS 5R 5RP	0		N	0	
	6422113	UNDERGROUND CABLE METALLIC-ORD REPAEASED FACILITI	0		N	0	
	6422114	UNDERGROUND CBL-METALLIC-ORD REP/OTHER 5R 5RP 5	0		N	0	
	6422121	UNDERGROUND CBL-METALLIC-R&C-CBP	0		N	0	
	6422122	UNDERGROUND CBL-METALLIC-R&C-CBP	0		N	0	
	6422124	UNDERGROUND CBL-METALLIC-R&C-CBP	0		N	0	
31	6422211	UNDERGROUND CBL-NONMETALLIC-ORD REP/SALARIES 5RF	0		N	0	
	6422212	UNDERGROUND CBL-NONMETALLIC-ORD REP/BENEFITS 5RF	0		N	0	
	6422213	UNDERGROUND CABLE EXP-FIBER OPTIC-O/R-RENT	0		N	0	
	6422214	UNDERGROUND CBL-NONMETALLIC-ORD REP/OTHER 5RF 5	0		N	0	
	6422221	UNDERGROUND CABLE EXP-NON-METALLIC-REAR & CHG-WO	0		N	0	
	6422222	UNDERGROUND CABLE EXP-NON-METALLIC-REAR & CHG-WO	0		N	0	
	6422224	UNDERGROUND CABLE EXP-NON-METALLIC-REAR & CHG-WO	0		N	0	
	6422	Underground Cable	0			0	
	6423111	BURIED CABLE-METALLIC-ORD REP/SALARIES 45R 45RL 45R	0		N	0	
	6423112	BURIED CABLE-METALLIC-ORD REP/BENEFITS 45R 45RL 45R	0		N	0	
	6423113	BURIED CABLE-METALLIC-ORD REPAEASED FACILITIES	0		N	0	
	6423114	BURIED CABLE-METALLIC-ORD REPS/OTHER 45R 45RL 45R	0		N	0	
	6423121	BURIED CBL-METALLIC-R&C/SALARIES*NON WORKORDER 4	0		N	0	
	6423122	BURIED CBL-METALLIC-R&C/BENEFITS*NON WORKORDER 4	0		N	0	
	6423124	BURIED CBL-METALLIC-R&C/OTHER* NON WORKORDER 45	0		N	0	
	6423211	BURIED CABLE-NONMETALLIC-ORDINARY REP/SALARIES 45	0		N	0	

CONFIDENTIAL



A B C D E F

Company		Sprint Florida - Combined					
Year:		Twelve Months Ending December 1995					
Account Number	Account Description	Amount	Non-Regulated Adjustment Note (1)	Adjusted Amount	Avoided / Not Avoided	Total Avoided Expenses	Total Not Avoided Expenses
1	6423212 BURIED CABLE-NONMETALLIC-ORDINARY REP/BENEFITS 45		0		N	0	
	6423213 BURIED CABLE-NONMETALLIC-ORDINARY REPAIRS/RENTS		0		N	0	
	6423214 BURIED CABLE-NONMETALLIC-ORDINARY REPAIRS/OTHER 4		0		N	0	
	6423221 BURIED CABLE EXP-NON-METALLIC-REARR & CHG-WO-SALARI		0		N	0	
5	6423222 BURIED CABLE EXP-NON-METALLIC-REARR & CHG-WO-BENEF		0		N	0	
	6423224 BURIED CABLE EXP-NON-METALLIC-REARR & CHG-WO-OTHER		0		N	0	
	6423611 BURIED CABLE-METALLIC-DROP-ORD REP/SALARIES*COMPLX		0		N	0	
	6423612 BURIED CABLE-METALLIC-DROP-ORD REP/BENEFITS*COMPLX		0		N	0	
	6423614 BURIED CABLE-METALLIC-DROP-ORD REP/OTHER*COMPLX		0		N	0	
10	6423621 BURIED CBL-MET-DROP-R & C-WO/SALARIES*CONV COST 8M		0		N	0	
	6423622 BURIED CBL-MET-DROP-R & C-WO/BENEFITS*CONV COST 8M		0		N	0	
	6423624 BURIED CBL-MET-DROP-R & C-WO/OTHER*CONV COST 8M3		0		N	0	
	6423631 BURIED CBL-M-DROP-R&C-SO/SALARIES*COMPLEX 8M2B		0		N	0	
	6423632 BURIED CBL-M-DROP-R&C-SO/BENEFITS*COMPLEX 8M2B		0		N	0	
15	6423634 BURIED CBL-M-DROP-R&C-SO/OTHER*COMPLEX 8M2DB		0		N	0	
	6423651 BURIED CBL-M-DROP-R&C-RECONNECT/SALARIES*COMPLEX		0		N	0	
	6423652 BURIED CBL-M-DROP-R&C-RECONNECT/BENEFITS*COMPLEX		0		N	0	
	6423654 BURIED CBL-M-DROP-R&C-RECONNECT/OTHER*COMPLEX		0		N	0	
	6423661 BURIED CBL-M-DROP-R&C-DISCONNECT/SALARIES*COMPLEX		0		N	0	
20	6423662 BURIED CBL-M-DROP-R&C-DISCONNECT/BENEFITS*COMPLEX		0		N	0	
	6423664 BURIED CBL-M-DROP-R&C-DISCONNECT/OTHER*COMPLEX		0		N	0	
	6423713 BURIED CABLE EXP-NON METALLIC-DROP-ORD REPAIR-RENT		0		N	0	
23	6423 Buried Cable		0			0	
	6424111 SUBMARINE CABLE-METALLIC-ORD REP/SALARIES 6R 6RL 6		0		N	0	
25	6424112 SUBMARINE CABLE-METALLIC-ORD REP/BENEFITS 6R 6RL 6		0		N	0	
	6424113 SUBMARINE CABLE EXP-METALLIC-ORD REPAIR-RENT		0		N	0	
	6424114 SUBMARINE CABLE-METALLIC-ORD REP/OTHER 6R 6RL 6R		0		N	0	
	6424121 SUBMARINE CBL-METALLIC-R&C/SALARIES*NON WORKORDER		0		N	0	
	6424122 SUBMARINE CABLE EXP-METALLIC-R/C-WO-BEN-NON EXEMPT		0		N	0	
30	6424124 SUBMARINE CBL-METALLIC-R&C/OTHER *NON WORKORDER		0		N	0	
	6424211 SUBMARINE CABLE-NONMETALLIC-ORD REP/SALARIES 6RF 6		0		N	0	
	6424212 SUBMARINE CABLE-NONMETALLIC-ORD REP/BENEFITS 6RF 6		0		N	0	
	6424214 SUBMARINE CABLE-NONMETALLIC-ORD REP/OTHER 6RF 6R		0		N	0	
34	6424 Submarine Cable		0			0	
35	6426111 INTRABLDG NETWORK CBL-METALLIC-ORD REP/SALARIES 1		0		N	0	
	6426112 INTRABLDG NETWORK CBL-METALLIC-ORD REP/BENEFITS 1		0		N	0	
	6426114 INTRABLDG NETWORK CBL-METALLIC-ORD REP/OTHER 12		0		N	0	
	6426121 INTRABLDG N1WK CBL-METALLIC-WO/SALARIES 12M1		0		N	0	
	6426122 INTRABLDG N1WK CBL-METALLIC-WO/BENEFITS 12M1		0		N	0	
41	6426124 INTRABLDG N1WK CBL-METALLIC-WO/OTHER 12M1		0		N	0	
	6426131 INTRABLDG N1WK CBL-METALLIC-R&C-SO/SALARIES 12M2		0		N	0	
	6426132 INTRABLDG N1WK CBL-METALLIC-R&C-SO/BENEFITS 12M2		0		N	0	
	6426134 INTRABLDG N1WK CBL-METALLIC-R&C-SO/OTHER 12M2		0		N	0	
100	6426211 INTRABLDG NETWORK CBL-NONMETALLIC-ORD REP/SALARIE		0		N	0	
200	6426212 INTRABLDG NETWORK CBL-NONMETALLIC-ORD REP/BENEFIT		0		N	0	



A B C D E F

Company	Sprint Florida - Combined						
Year:	Twelve Months Ending December 1995						
Account Number	Account Description	Amount	Non-Regulated Adjustment Hole (4)	Adjusted Amount	Avoided / Not Avoided	Total Avoided Expenses	Total Not Avoided Expenses
1	6426214	INTRABLDG NETWORK CBL-NONMETALLIC-ORD REP/OTHER	0		N	0	
	6426221	INTRABLDG NETWORK CBL-NONMETALLIC-R&C-WO/SALARIES	0		N	0	
	6426222	INTRABLDG NETWORK CBL-NONMETALLIC-R&C-WO/BENEFITS	0		N	0	
	6426224	INTRABLDG NETWORK CBL-NONMETALLIC-R&C-WO/OTHER	0		N	0	
E	6426231	INTRABLDG NTWK CABLE EXP-FIBER OPTIC-R/C-SO-SAL-NON	0		N	0	
	6426232	INTRABLDG NTWK CABLE EXP-FIBER OPTIC-R/C-SO-BEN-NON	0		N	0	
	6426234	INTRABLDG NTWK CABLE-FIBER-R/C-SO-OTII-NON EXEMP T-O	0		N	0	
8	6426	IntraBldg Network Cable	0			0	
	6431111	AERIAL WIRE EXPENSE-ORDINARY REPAIRS/SALARIES 3R	0		N	0	
10	6431112	AERIAL WIRE EXPENSE-ORDINARY REPAIRS/BENEFITS 3R	0		N	0	
	6431114	AERIAL WIRE EXPENSE-ORDINARY REPAIRS/OTHER 3R	0		N	0	
	6431121	AERIAL WIRE -REARR & CHANGE-WO/SALARIES 3M1	0		N	0	
	6431122	AERIAL WIRE -REARR & CHANGE-WO/BENEFITS 3M1	0		N	0	
	6431124	AERIAL WIRE -REARR & CHANGE-WO/OTHER 3M1	0		N	0	
12	6431	Aerial Wire	0			0	
	6441111	CONDUIT SYSTEMS EXPENSE-ORDINARY REPAIRS/SALARIES	0		N	0	
	6441112	CONDUIT SYSTEMS EXPENSE-ORDINARY REPAIRS/BENEFITS	0		N	0	
	6441113	CONDUIT SYSTEMS EXP-O/R-RENT	0		N	0	
	6441114	CONDUIT SYSTEMS EXPENSE-ORDINARY REPAIRS/OTHER	0		N	0	
20	6441121	CONDUIT SYSTEMS-R&C-WORK ORDER/SALARIES 4M	0		N	0	
	6441122	CONDUIT SYSTEMS-R&C-WORK ORDER/BENEFITS 4M	0		N	0	
	6441124	CONDUIT SYSTEMS-R&C-WORK ORDER/OTHER 4M	0		N	0	
	6441	Conduit Systems	0			0	
22	6512111	SALARIES	0		N	0	
	6512112	BENEFITS	0		N	0	
	6512114	OTHER	0		N	0	
	6512151	SALARIES	0		N	0	
	6512154	OTHER	0		N	0	
24	6512201	SALARIES	0		N	0	
	6512202	BENEFITS	0		N	0	
	6512204	OTHER	0		N	0	
	6512301	SALARIES	0		N	0	
	6512302	BENEFITS	0		N	0	
	6512304	OTHER	0		N	0	
25	6512504	PROVISION EXP-LARGE PBX-OTII-RESIDUAL	0		N	0	
	6512601	SALARIES	0		N	0	
	6512701	SALARIES	0		N	0	
	6512900	INVENTORY EXPENSE-REGULATED	0		N	0	
40	6512911	PROV-PHYSICAL INVENTORYING EXPENSE/SALARIES	0		N	0	
41	6512912	PROV-PHYSICAL INVENTORYING EXPENSE/BENEFITS	0		N	0	
42	6512914	PROV-PHYSICAL INVENTORYING EXPENSE/OTHER	0		N	0	
63	6512	Provisioning	0			0	

Sprint Florida - Combined

A B C D E F

Company Year	Account Number	Account Description	Amount	Non-Regulated Adjustment Note (4)	Adjusted Amount	Avoided / Not Avoided	Total Avoided Expenses	Total Not Avoided Expenses
Sprint Florida - Combined								
Twelve Months Ending December 1995								
	6531100	POWER EXPENSE		0		N	0	
	6532101	NETWORK ADM-GENERAL SUPERVISION/SALARIES		0		N	0	
	6532102	NETWORK ADM-GENERAL SUPERVISION/BENEFITS		0		N	0	
	6532104	NETWORK ADM-GENERAL SUPERVISION/OTHER		0		N	0	
	6532106	GENERAL SERVICE & LICENSE - GENERAL SUPERVISION		0		N	0	
	6532107	SERVICE COMPANY BILLING-CONDUIT-GENERAL SUPERVISIO		0		N	0	
	6532201	NETWORK ADM-TRAFFIC ENG/SALARIES - NETWORK PLANNI		0		N	0	
	6532202	NETWORK ADM-TRAFFIC ENG/BENEFITS - NETWORK PLANNI		0		N	0	
	6532204	NETWORK ADM-TRAFFIC ENG/OTHER - NETWORK PLANNING		0		N	0	
	6532301	ASSIGNMENT FUNCTION-SALARIES		0		N	0	
	6532302	ASSIGNMENT FUNCTION-BENEFITS		0		N	0	
	6532304	ASSIGNMENT FUNCTION-OTHER		0		N	0	
	6532401	NETWORK ADM-TRAFFIC ADM/SALARIES - OPERATOR SERVI		0		N	0	
	6532402	NETWORK ADM-TRAFFIC ADM/BENEFITS - OPERATOR SERVI		0		N	0	
	6532404	NETWORK ADM-TRAFFIC ADM/OTHER - OPERATOR SERVICE		0		N	0	
	6532406	ADMINISTRATION - SCB		0		N	0	
	6532501	NETWORK RECORDS/SALARIES*DATABASE ENTRY-CLAS		0		N	0	
	6532502	NETWORK RECORDS/BENEFITS*DATABASE ENTRY-CLAS		0		N	0	
	6532504	NETWORK RECORDS/OTHER*DATABASE ENTRY-CLAS		0		N	0	
	6532506	GENERAL SERVICE & LICENSE - NETWORK RECORDS		0		N	0	
	6532	Network Administration Expense		0			0	
	6533101	GENERAL SUPERVISION-TEST/DIS COMP-SALARIES		0		N	0	
	6533102	GENERAL SUPERVISION-TEST/DIS COMP-BENEFITS		0		N	0	
	6533104	GENERAL SUPERVISION-TEST/DIS COMP-OTHER		0		N	0	
	6533301	TESTING-LINE TESTING/SALARIES*REPAIR CENTER 55R		0		N	0	
	6533302	TESTING-LINE TESTING/BENEFITS*REPAIR CENTER 55R		0		N	0	
	6533304	TESTING-LINE TESTING/OTHER*REPAIR CENTER 55R		0		N	0	
	6533401	TESTING-TRUNK TESTING/SALARIES 53R		0		N	0	
	6533402	TESTING-TRUNK TESTING/BENEFITS 53R		0		N	0	
	6533404	TESTING-TRUNK TESTING/OTHER 53R		0		N	0	
	6533501	OTHER TELEPHONE PLANT TESTING/SALARIES		0		N	0	
	6533502	OTHER TELEPHONE PLANT TESTING/BENEFITS		0		N	0	
	6533504	OTHER TELEPHONE PLANT TESTING/OTHER		0		N	0	
	6533506	GENERAL SERVICE & LICENSE - OTHER TELE PLANT TESTING		0		N	0	
	6533601	DISPATCH & COMPLETION-SALARIES		0		N	0	
	6533602	DISPATCH & COMPLETION BENEFITS		0		N	0	
	6533604	DISPATCH & COMPLETION OTHER		0		N	0	
	6533	Testing Expense		0			0	
	6534101	PLANT OPER ADM GEN SUPV/SALARIES*RESIDUALS FR A/C 05		0		N	0	
	6534102	PLANT OPER ADMIN EXP-GENERAL SUPV-BENEFIT-RESIDUAL		0		N	0	
	6534104	PLANT OPER ADM-GEN SUPV/OTHER*RESIDUALS FR A/C 0541		0		N	0	
	6534201	PLANT OPER ADM-CEN OFC SUPV/SALARIES*RSOLS FR A/C 05		0		N	0	
	6534202	PLANT OPER ADM-CEN OFC SUPV/BENEFITS*RSOLS FR A/C 05		0		N	0	

101

A B C D E F

Company: Sprint Florida - Combined							
Year: Twelve Months Ending December 1995							
Account Number	Account Description	Amount	Non-Regulated Adjustment Note (4)	Adjusted Amount	Avoided / Not Avoided	Total Avoided Expenses	Total Not Avoided Expenses
1	6534204 PLANT OPER ADM-CEN OFC SUPV/OTHER*RSCLS FR A/C 0542		0		N	0	
	6534301 PLANT OPER ADM-STA APP SUPV-SIMPLE/SAL*RSCLS FR A/C0		0		N	0	
	6534302 PLANT OPER ADM-STA APP SUPV-SIMPLE/BEN*RSCLS FR A/C0		0		N	0	
	6534304 PLANT OPER ADM-STA APP SUPV-SIMPLE/OTH*RSCLS FR A/C0		0		N	0	
5	6534401 PLANT OPER ADM-STA APP SUPV-CMPLEX/SAL*RSCLS FR A/C		0		N	0	
	6534402 PLANT OPER ADM-STA APP SUPV-CMPLEX/BEN*RSCLS FR A/C		0		N	0	
	6534404 PLANT OPER ADM-STA APP SUPV-CMPLEX/OTH*RSCLS FR A/C		0		N	0	
	6534501 PLANT-OUTSIDE PLT SUPV-CONSTRUCT/SAL*RSCLS FR A/C 05		0		N	0	
	6534502 PLANT-OUTSIDE PLT SUPV-CONSTRUCT/BEN*RSCLS FR A/C 0		0		N	0	
10	6534504 PLANT-OUTSIDE PLT SUPV-CONSTRUCT/OTH*RSCLS FR A/C 0		0		N	0	
	6534601 PLANT-OUTSIDE PLT SUPV-CABLE/SALARIES*RSCLS FR A/C 05		0		N	0	
	6534602 PLANT-OUTSIDE PLT SUPV-CABLE/BENEFITS*RSCLS FR A/C 05		0		N	0	
	6534604 PLANT-OUTSIDE PLT SUPV-CABLE/OTHER*RSCLS FR A/C 0542		0		N	0	
	6534701 SALARIES		0		N	0	
15	6534702 BENEFITS		0		N	0	
	6534704 OTHER		0		N	0	
	6534801 PLANT OPER ADMIN EXP-LAND & BLDG-SAL-RESIDUAL		0		N	0	
	6534802 PLANT OPER ADMIN EXP-LAND & BLDG-BEN-RESIDUAL		0		N	0	
	6534804 PLANT OPER ADMIN EXP-LAND & BLDG-OTH-RESIDUAL		0		N	0	
20	6534901 PLANT-OTHER PLT ADM/SALARIES*RESIDUALS FR A/C 0542		0		N	0	
	6534902 PLANT-OTHER PLT ADM/BENEFITS*RESIDUALS FR A/C 0542		0		N	0	
	6534904 PLANT-OTHER PLT ADM/OTHER*RESIDUALS FR A/C 0542		0		N	0	
	6534986 GENERAL SERVICE AND LICENSE - PLANT OPERATIONS ADMI		0		N	0	
25	6534 Plant Oper Administration Expense		0			0	
30	6535101 ENGINEERING-GENERAL SUPV/SALARIES*RESIDUALS FR A/C		0		N	0	
	6535102 ENGINEERING EXP-GENERAL SUPV-BEN-RESIDUAL		0		N	0	
	6535104 ENGINEERING-GENERAL SUPV/OTHER*RESIDUALS FR A/C 055		0		N	0	
	6535201 SALARIES		0		N	0	
	6535202 BENEFITS		0		N	0	
35	6535204 OTHER		0		N	0	
	6535301 ENGINEERING-OUTSIDE PLANT/SALARIES*RESIDUALS FM A/C		0		N	0	
	6535302 ENGINEERING-OUTSIDE PLANT/BENEFITS*RESIDUALS FM A/C		0		N	0	
	6535304 ENGINEERING-OUTSIDE PLANT/OTHER*RESIDUALS FM A/C 05		0		N	0	
	6535401 ENGINEERING-CENTRAL OFFICE/SALARIES*RSCLS FM A/C 055		0		N	0	
40	6535402 ENGINEERING-CENTRAL OFFICE/BENEFITS*RSCLS FM A/C 055		0		N	0	
	6535404 ENGINEERING-CENTRAL OFFICE/OTHER*RSCLS FM A/C 0552		0		N	0	
	6535501 ENGINEERING-DRAFTING/SALARIES		0		N	0	
	6535502 ENGINEERING-DRAFTING/BENEFITS		0		N	0	
	6535504 ENGINEERING-DRAFTING/OTHER		0		N	0	
45	6535601 ENGINEERING-ADMINISTRATION/SALARIES		0		N	0	
	6535602 ENGINEERING-ADMINISTRATION/BENEFITS		0		N	0	
	6535604 ENGINEERING-ADMINISTRATION/OTHER		0		N	0	
	6535901 ENGINEERING-SPECIAL PROJECTS/SALARIES		0		N	0	
	6535902 ENGINEERING-SPECIAL PROJECTS/BENEFITS		0		N	0	
	6535904 ENGINEERING-SPECIAL PROJECTS/OTHER		0		N	0	
50	6535986 GENERAL SERVICE AND LICENSE - ENGINEERING EXPENSE		0		N	0	
51	6535988 PLANT NONSP ERG-INTEGRATION COST		0		N	0	

A B C D E F

Company: Sprint Florida - Combined						
Year: Twelve Months Ending December 1995						
Account Number	Account Description	Amount	Non-Regulated Adjustment Note (4)	Adjusted Amount	Avoided / Not Avoided	Total Avoided Expenses
						Total Not Avoided Expenses
1	6535 Engineering Expense		0			
2	6540410 ACCESS EXP BILLING & COLLECTION-INTRA-PTC-PTC		0		N	
	6540420 ACCESS EXPENSE-STATE INTERLATA-LOCAL TRANSPORT		0		H	
	6540430 ACCESS EXPENSE-STATE INTERLATA-CARRIER COMMON LIN		0		N	
E	6540440 ACCESS EXPENSE-STATE INTERLATA-LINE TERMINATION		0		H	
	6540441 ACCESS EXPENSE-STATE INTERLATA-LOCAL SWITCH		0		N	
	6540450 ACCESS EXP-INTRA-DA-PTC-PTC		0		N	
	6540470 ITOHP SWITCHED ACCESS EXPENSE		0		N	
	6540480 ACCESS EXPENSE-INTERSTATE-SPECIAL		0		H	
10	6540490 ACCESS EXPENSE-INTERSTATE-OTHER		0		N	
11	6540 Access Expense		0			
	6561100 DEP. EXP. - TELECOMM. PLANT IN SERVICE		0		Note (8)	
12	6562100 DEPREC EXP. PROP. HELD FOR FUTURE USE-DIG ELEC SWITC		0		Note (8)	
	6563100 AMORTIZATION EXPENSE - TANGIBLE - CAPITAL LEASES		0		Note (8)	
13	6564100 AMORTIZATION EXPENSE-ORGANIZATIONAL COSTS		0		Note (8)	
14	6565100 AMORTIZATION EXP-EMBEDDED INVESTMENT UNDER \$500		0		Note (8)	
11	6611011 PRODUCT MGMT - CONSUMER - SALARIES		0		A	
	6611012 PRODUCT MGMT - CONSUMER - BENEFITS		0		A	
	6611014 PRODUCT MGMT - CONSUMER - OTHER		0		A	
10	6611016 GENERAL SERVICE & LICENSE - PRODUCT MNGMT/MKTG ADMI		0		Note (6)	
	6611017 SERVICE COMPANY BILLING CONDUIT-PRODUCT MGMT/MKTG		0		A	
	6611061 PRODUCT MGMT-FORECASTING-ICSC-SAL-NON EXEMPT		0		H	
	6611062 PRODUCT MGMT-FORECASTING-ICSC-BEN-NON EXEMPT		0		N	
	6611064 PROD MGMT-FORECASTING-ICSC-OTH-NONEXEMPT-OVHD AL		0		N	
	6611071 PRODUCT MANAGE. FORECASTING-OTHER/SALARIES-DISTRIB		0		H	
	6611072 PRODUCT MANAGE. FORECASTING-OTHER/BENEFITS-DISTRIB		0		H	
	6611074 PRODUCT MANAGE. FORECASTING-OTHER/OTHER-DISTRIB		0		H	
	6611886 GENERAL SERVICE AND LICENSE - PRODUCT MANAGEMENT		0		Notes (6, 7)	
	6611987 SERVICE COMPANY BILLING CONDUIT-PRODUCT MGMT-OTHER		0		A	
	6611988 PRODUCT MGMT-OTHER-INTEGRATION COST		0		H	
	6611 Product Management		0			
	6612011 REGULATED SALES AND SERVICES/SALARIES - CBS		0		A	
	6612012 REGULATED SALES AND SERVICES/BENEFITS - CBS		0		A	
	6612014 REGULATED SALES AND SERVICES/OTHER - CBS		0		A	
10	6612021 SALES-ICSC-SAL-NON EXEMPT		0		Note (1)	
	6612022 SALES-ICSC-BEN-NON EXEMPT		0		Note (1)	
	6612024 SALES ICSC - OTHER		0		Note (1)	
10	6612031 SALES-TELEMARKETING IN HOUSE/SALARIES		0		A	



A B C D E F

Company		Sprint Florida - Combined					
Year:		Twelve Months Ending December 1995					
Account Number	Account Description	Amount	Non-Regulated Adjustment Note (4)	Adjusted Amount	Avoided / Not Avoided	Total Avoided Expenses	Total Not Avoided Expenses
1	6612032	SALES-TELEMARKETING-IN HOUSE/BENEFITS	0		A		
	6612034	SALES-TELEMARKETING-IN HOUSE/OTHER	0		A		
	6612041	TELEMARKETING CL - TOUCH TONE	0		A		
	6612042	SALES - TELEMARKETING - CONTRACT - BENEFITS	0		A		
5	6612044	SALES-TELEMARKETING-CONTRACT-TEMPORARIES/OTHER	0		A		
	6612051	SALES ADMINISTRATION-SPRINT DIRECT MKTG*SAL	0		A		
	6612052	SALES ADMINISTRATION-SPRINT DIRECT MKTG*BEN	0		A		
	6612054	SALES ADMIN *OTHER - JOINT COSTS	0		A		
	6612061	GENERAL MANAGEMENT SUPPORT - BMO * SALARIES	0		A		
10	6612062	GENERAL MANAGEMENT SUPPORT - BMO * BENEFITS	0		A		
	6612064	GENERAL MANAGEMENT SUPPORT - BMO*OTHER - JOINT	0		A		
	6612321	SALES - COMMISSIONS & INCENTIVE PAY	0		A		
	6612322	SALES - COMM & INC PAY - BEN	0		A		
	6612324	TRAVEL & ENTERTAINMENT - BMO	0		A		
15	6612334	MISC SELLING EXPENSE - BMO	0		A		
	6612411	ENGINEERING & PROJECT MGMT - BMO/ADMIN*SALARIES	0		N		
	6612412	ENGINEERING & PROJECT MGMT - BMO/ADMIN*BENEFITS	0		N		
	6612414	ENGINEERING & PROJECT MGMT - BMO-ENG*OTHER - JOINT	0		N		
	6612511	BRANCH MANAGEMENT - BMO * SALARIES	0		A		
20	6612512	BRANCH MANAGEMENT - BMO * BENEFITS	0		A		
	6612514	BRANCH MANAGEMENT - BMO * OTHER	0		A		
	6612986	GENERAL SERVICE & LICENSE - SALES	0		Note (6)		
	6612987	SERVICE COMPANY BILLING-CONDUIT-SALES	0		A		
25	6612	Sales	0				
30	6613011	STAFF SUPPORT FOR PRODUCT ADVERTISING/SALARIES	0		A		
	6613012	STAFF SUPPORT FOR PRODUCT ADVERTISING/BENEFITS	0		A		
	6613014	STAFF SUPPORT FOR PRODUCT ADVERTISING/OTHER	0		A		
	6613024	PRODUCT ADVERTISING-COMPLEX *E911	0		A		
	6613034	PRODUCT ADVERTISING CONSUMER/SB *PAGING	0		A		
35	6613044	PRODUCT ADVERTISING-OTHER SERVICES	0		A		
	6613986	GENERAL SERVICE AND LICENSE - PRODUCT ADVERTISING	0		Note (6)		
40	6613	Product Advertising	0				
45	6621011	CALL COMPLETION SERVICES-SUPERVISION/SALARIES	0		N		
	6621012	CALL COMPLETION SERVICES-SUPERVISION/BENEFITS	0		N		
	6621014	CALL COMPLETION SERVICES-SUPERVISION/OTHER	0		N		
	6621021	CALL COMPLETION OPERATOR SERVICES/SALARIES	0		N		
	6621022	CALL COMPLETION OPERATOR SERVICES/BENEFITS	0		N		
	6621024	CALL COMPLETION SERVICES-OPERATOR SERVICES/OTHER	0		N		
	6621041	CALL COMPLETION SERV-SERV OBSERVING-SAL-NON EXEMP	0		N		
50	6621042	CALL COMPLETION SERV-SERV OBSERVING-BEN-NON EXEMP	0		N		
	6621044	CALL COMPLETION SERV-SERV OBSERVING-OTH-NONEXEMP	0		N		
	6621114	CONTR OPER SVC-CALL COMP SVC-INTERSTATE/INTERLATA	0		N		
55	6621124	CONTR OPER SVC-CALL COMP SVC-INTERSTATE/INTRALATA	0		N		
	6621134	CONTR OPER SVC-CALL COMP SVC-INTRASTATE/INTERLATA	0		N		
60	6621144	CONTR OPER SVC-CALL COMP SVC-INTRASTATE/INTRALATA	0		N		

CONFIDENTIAL

A B C D E F

Company	Sprint Florida - Combined						
Year:	Twelve Months Ending December 1995						
Account Number	Account Description	Amount	Non-Regulated Adjustment Note (4)	Adjusted Amount	Avoided / Not Avoided	Total Avoided Expenses	Total Not Avoided Expenses
1	6621154	CALL COMPLETION SERV-CONTRACT OPER SERV-LOCAL-OTI	0		N	0	
	6621987	SERVICE COMPANY BILLING-CONDUIT-CALL COMPLETION SE	0		N	0	
3	6621	Call Completion Services	0			0	
	6622011	NUMBER SERVICES - SUPERVISION - DIRECTORY ASST/SALAR	0		N	0	
5	6622012	NUMBER SERVICES - SUPERVISION - DIRECTORY ASST/BENEF	0		N	0	
	6622014	NUMBER SERVICES-SUPERVISION-DIRECTORY ASST/OTHER	0		N	0	
	6622021	NUMBER SVCS OPERATOR SVCS-DIRECTORY ASSISTANCE/S	0		N	0	
	6622022	NUMBER SVCS OPERATOR SVCS-DIRECTORY ASSISTANCE/B	0		N	0	
	6622024	NUMBER SERVICES-OPERATOR SERVICES-DIRECTORY ASST/	0		N	0	
10	6622041	NUMBER SERV-SERV OBSERVING-DA-SAL-NON EXEMPT	0		N	0	
	6622042	NUMBER SERVICES-SERVICE OBSERVING-DIR ASSIST-BENEF	0		N	0	
	6622044	NUMBER SERVICES/OTHER	0		N	0	
	6622114	NUMBER SVC-CONTR OP SVC-DIR ASSIST-INTERSTATE/INTER	0		N	0	
	6622124	NUMBER SERV-CONTRACT OPER SERV-INTERS/INTRAL	0		N	0	
15	6622144	CONTR OPER SVC-DIR ASSISTANCE-INTRASTATE/INTRALATA	0		N	0	
	6622154	CONTR OPER SVC-DIR ASSISTANCE-LOCAL	0		N	0	
	6622211	ALPHA DIRECTORY/SALARIES	0		N	0	
	6622212	ALPHA DIRECTORY/BENEFITS	0		N	0	
	6622214	PRINTING BINDING & TRANSPORTATION-ALPHABETICAL/OTHE	0		N	0	
20	6622215	DISTRIBUTION-ALPHA	0		N	0	
	6622216	DIRECTORY EXP-ALPHA-MISC	0		N	0	
	6622224	DIRECTORY EXP-CLASSIFIED-OTI-NONEXEMPT-OVID ALLOC	0		N	0	
	6622226	NUMBER SERVICES-DIRECTORY EXP-MISCELLANEOUS-CLASS	0		N	0	
	6622234	FOREIGN DIRECTORY EXPENSE-INTERSTATE	0		N	0	
25	6622235	FOREIGN DIRECTORY EXPENSE - INTRASTATE	0		N	0	
	6622244	PURCHASE OF DIRECTORIES-INTERSTATE	0		N	0	
	6622245	PURCHASE OF DIRECTORIES-INTRASTATE	0		N	0	
28	6622	Number Services	0				
	6623011	CUSTOMER SERVICES-CUSTOMER INSTRUCTION/SALARIES	0		A		
30	6623012	CUSTOMER SERVICES-CUSTOMER INSTRUCTION/BENEFITS	0		A		
	6623014	CUSTOMER SERVICES-CUSTOMER INSTRUCTION/OTHER	0		A		
	6623016	SERVICE COMPANY BILLING - CUSTOMER INSTRUCTION	0		A		
	6623021	CUSTOMER SERVICES-CENTRALIZED TOLL INVEST/SALARIES	0		A		
	6623022	CUSTOMER SERVICES-CENTRALIZED TOLL INVEST/BENEFITS	0		A		
35	6623024	CUSTOMER SERVICES-CENTRALIZED TOLL INVEST/OTHER	0		A		
	6623026	GENERAL SERVICE & LICENSE - CENTRALIZED TOLL INVEST	0		Note (6)		
	6623051	COLLECTING AND REPORTING PAYSTATIONS/SALARIES	0		N		
	6623052	COLLECTING AND REPORTING PAYSTATIONS/BENEFITS	0		N		
	6623054	CUST SVCS-COLLECTING AND REPORTING PAYSTATIONS/OTI	0		N		
40	6623061	CUSTOMER SERVICES-BUSINESS OFFICE PRODUCTION/SALA	0		A		
	6623074	CUST SERV-BUSINESS OFFICE SUPERVISION-OTI-NONEXEMP	0		A		
	6623081	CUSTOMER SERVICES-INTEREXCHANGE SERVICE CENTER/SA	0		N		
45	6623111	INTERXCHG CUST SERVICE CENTER-PROVISIONING/SALARIE	0		Note (1)		
	6623112	INTERXCHG CUST SERVICE CENTER-PROVISIONING/BENEFIT	0		Note (1)		
50	6623114	INTERXCHG CUST SERVICE CENTER-PROVISIONING/OTHER	0		Note (1)		

CONFIDENTIAL



A B C D E F

Company	Sprint Florida - Combined						
Year:	Twelve Months Ending December 1995						
Account Number	Account Description	Amount	Non-Regulated Adjustment Note (4)	Adjusted Amount	Avoided / Not Avoided	Total Avoided Expenses	Total Not Avoided Expenses
1	6623484	BUS OFF SUPERVISION/OTHER	0		A		
	6623491	GENERAL BUSINESS OFFICE STAFF/SALARIES	0		A		
	6623492	GENERAL BUSINESS OFFICE STAFF/BENEFITS	0		A		
	6623494	GENERAL BUSINESS OFFICE STAFF/OTHER	0		A		
5	6623496	GENERAL SERVICE & LICENSE-GEN BUS OFFICE STAFF-IPOC	0		N		
	6623497	SERVICE COMPANY BILLING-CONDUIT-GEN BUS OFFICE STAFF	0		A		
	6623611	REVENUE ACCT-CUSTOMER RECORDS & BILLING-SALARIES	0		A		
	6623612	REVENUE ACCT-CUSTOMER RECORDS & BILLING-BENEFITS	0		A		
	6623614	REVENUE ACCT-CUSTOMER RECORDS & BILLING-OTHER	0		A		
10	6623615	REVENUE ACCT-CUSTOMER RECORDS & BILLING-POSTAGE	0		A		
	6623616	SERVICE COMPANY BILLING-CUST RECORDS & BILLING	0		Note (6)		
	6623617	SERVICE COMPANY BILLING-CONDUIT-CUST RECORDS & BILLING	0		A		
	6623621	REVENUE ACCT-TOLL PROCESSING & CONTROL-SALARIES	0		N		
	6623622	REVENUE ACCT-TOLL PROCESSING & CONTROL-BENEFITS	0		N		
15	6623624	REVENUE ACCT-TOLL PROCESSING & CONTROL-OTHER	0		N		
	6623626	SERVICE COMPANY BILLING-TOLL PROC & CONTROL	0		N		
	6623627	SERVICE COMPANY BILLING-CONDUIT-TOLL PROC & CONTROL	0		N		
	6623631	REVENUE ACCT-CARRIER ACCESS BILLING-SALARIES	0		Note (2)		
	6623632	REVENUE ACCT-CARRIER ACCESS BILLING-BENEFITS	0		Note (2)		
20	6623634	REVENUE ACCT-CARRIER ACCESS BILLING-OTHER	0		Note (2)		
	6623636	SERVICE COMPANY BILLING-CARRIER ACCESS BILLING	0		Note (2)		
	6623641	REVENUE ACCT-MISCELLANEOUS CUSTOMER BILLING-SALARIES	0		A		
	6623642	REVENUE ACCT-MISC. CUSTOMER BILLING-BENEFITS	0		A		
	6623644	REVENUE ACCT-MISCELLANEOUS CUSTOMER BILLING-OTHER	0		A		
25	6623646	SERVICE COMPANY BILLING-MISC CUSTOMER BILLING	0		Note (6)		
	6623654	OTHER-LIFELINE/LINK UP DISCOUNTS INTRASTATE	0		N		
	6623699	CUSTOMER SERVICES-ALLOCATED	0		N		
	6623710	CUSTOMER SVCS-SPACE RENT	0		N		
	6623720	CUSTOMER SVCS-PAYSTATION COMMISSIONS-INTERSTATE T	0		N		
30	6623730	CUSTOMER SVCS-PAYSTATION COMMISSION-INTRASTATE TO	0		N		
	6623740	CUSTOMER SVCS-PAYSTATION COMMISSIONS-LOCAL CALL R	0		N		
	6623760	INTERSTATE/INTERLATA PAYSTATION COMMISSION EXPENSE	0		N		
	6623761	PAYSTATION COMM-INTERSTATE INTERLATA-CHERRY POINT	0		N		
	6623762	PAYSTATION COMM-INTERSTATE INTERLATA-CAMP LEJEUNE	0		N		
	6623763	PAYSTATION COMM-INTER-INTER-AIR STATION-CAMP LEJEUNE	0		N		
	6623771	PAYSTATION COMM-INTRASTATE INTERLATA-CHERRY POINT	0		N		
	6623772	PAYSTATION COMM-INTRASTATE INTERLATA-CAMP LEJEUNE	0		N		
	6623773	PAYSTATION COMM-INTRASTATE-AIR STATION-CAMP LEJEUNE	0		N		
	6623790	CUSTOMER SVCS-MISCELLANEOUS COMMON CARRIER COMM	0		N		
	6623800	PAYSTATION SHORTAGES	0		N		
	6623988	CUST SERV-INTEGRATION COST	0		N		
	6623	Customer Services	0				
	6711011	EXECUTIVE/SALARIES	0		N	0	
	6711012	EXECUTIVE/BENEFITS	0		N	0	
	6711014	EXECUTIVE/OTHER	0		N	0	
	6711016	GENERAL SERVICE AND LICENSE-EXECUTIVE	0		N	0	
	6711017	SERVICE COMPANY BILLING-CONDUIT-EXECUTIVE	0		N	0	

170

CONFIDENTIAL



A B C D E F

Company	Sprint Florida - Combined						
Year:	Twelve Months Ending December 1995						
Account Number	Account Description	Amount	Non-Regulated Adjustment Note (4)	Adjusted Amount	Avoided / Not Avoided	Total Avoided Expenses	Total Not Avoided Expenses
671018	EXECUTIVE-INTEGRATION COST-TRANSACTION COSTS		0		N	0	
6711	Executive		0			0	
6712011	PLANNING/SALARIES		0			0	
6712012	PLANNING-BEN-NON EXEMPT		0		N	0	
6712014	PLANNING/OTHER		0		N	0	
6712015	PLANNING-CONSULTING & PROFESSIONAL FEES		0		N	0	
6712016	GENERAL SERVICE AND LICENSE - PLANNING		0		N	0	
6712018	PLANNING-INTEGRATION COST		0		N	0	
6712	Planning		0			0	
6721011	TREASURY/SALARIES		0			0	
6721012	TREASURY/BENEFITS		0		N	0	
6721014	TREASURY/OTHER		0		N	0	
6721015	TREASURY/BANK COSTS		0		N	0	
6721016	GENERAL SERVICE AND LICENSE - TREASURY		0		N	0	
6721021	FINANCIAL BUDGETING/SALARIES		0		N	0	
6721022	FINANCIAL BUDGETING/BENEFITS		0		N	0	
6721024	FINANCIAL BUDGETING/OTHER		0		N	0	
6721026	GENERAL SERVICE AND LICENSE - BUDGETING		0		N	0	
6721031	OPER & CAPITAL BUDGETING ANALYSIS&CONTROL/SALARIES		0		N	0	
6721032	OPER & CAPITAL BUDGETING ANALYSIS&CONTROL/BENEFITS		0		N	0	
6721034	OPER & CAPITAL BUDGETING ANALYSIS&CONTROL/OTHER		0		N	0	
6721036	GENERAL SERVICE & LICENSE - OPERATIONS & CAP BUDGTN		0		N	0	
6721121	GENRL ACCTG-ACCOUNTS PAYABLE/SALARIES		0		N	0	
6721122	GENRL ACCTG-ACCOUNTS PAYABLE/BENEFITS		0		N	0	
6721124	GENRL ACCTG-ACCOUNTS PAYABLE/OTHER		0		N	0	
6721126	GENERAL SERVICE & LICENSE - ACCOUNTS PAYABLE		0		N	0	
6721131	GENRL ACCTG-FIN RPTS TAXES & SPEC STUDIES/SALARIES		0		N	0	
6721132	GENRL ACCTG-FIN RPTS TAXES & SPEC STUDIES/BENEFITS		0		N	0	
6721134	GENRL ACCTG-FIN RPTS TAXES & SPEC STUDIES/OTHER		0		N	0	
6721136	GENERAL SERVICE & LICENSE - FIN RPTS TAXES & SPEC ST		0		N	0	
6721141	GENRL ACCTG-INTERNAL AUDIT/SALARIES*JOINT		0		N	0	
6721142	GENRL ACCTG-INTERNAL AUDIT/BENEFITS*JOINT		0		N	0	
6721144	GENRL ACCTG-INTERNAL AUDIT/OTHER*JOINT		0		N	0	
6721146	GENERAL SERVICE AND LICENSE - INTERNAL AUDIT		0		N	0	
6721151	NON-CUSTOMER BILLING-SALARIES		0		N	0	
6721152	NON-CUSTOMER BILLING-BENEFITS		0		N	0	
6721154	NON-CUSTOMER BILLING-OTHER		0		N	0	
6721194	ACCOUNTING AND FINANCE-EXTERNAL AUDIT FEES-ATTESIA		0		N	0	
6721311	COST ACCTG-WORK ORDER PACS ADMIN/SALARIES		0		N	0	
6721312	COST ACCTG-WORK ORDER PACS ADMIN/BENEFITS		0		N	0	
6721314	COST ACCTG-WORK ORDER PACS ADMIN/OTHER		0		N	0	
6721316	GENERAL SERVICE & LICENSE - WORKS ORDERS		0		N	0	
6721321	COST ACCTG-MATERIALS & SUPPLIES/SALARIES		0		N	0	
6721322	COST ACCTG-MATERIALS & SUPPLIES/BENEFITS		0		N	0	
6721324	COST ACCTG-MATERIALS & SUPPLIES/OTHER		0		N	0	

A B C D E F

Company	Sprint Florida - Combined						
Year:	Twelve Months Ending December 1995						
Account Number	Account Description	Amount	Non-Regulated Adjustment Hole (A)	Adjusted Amount	Avoided / Not Avoided	Total Avoided Expenses	Total Not Avoided Expenses
1	6721326	GENERAL SERVICE & LICENSE - MATERIAL AND SUPPLIES	0		N	0	
	6721331	COST ACCTG-PAYROLL LABOR & OVERHEAD/SALARIES	0		N	0	
	6721332	COST ACCTG-PAYROLL LABOR & OVERHEAD/BENEFITS	0		N	0	
	6721334	COST ACCTG-PAYROLL LABOR & OVERHEAD/OTHER	0		N	0	
5	6721336	GENERAL SERVICE & LICENSE - PAYROLL LABOR & OVERHEAD	0		N	0	
	6721351	ACCOUNTING & FINANCE-BUA-CAP-SALARIES	0		N	0	
	6721352	ACCOUNTING & FINANCE-BUA-CAP-BENEFITS	0		N	0	
	6721354	ACCOUNTING & FINANCE-BUA-CAP-OTHER	0		N	0	
	6721356	GENERAL SERVICE & LICENSE - BUSINESS UNIT ACCOUNTING	0		N	0	
10	6721361	COST ACCTG-CPR ADMIN/SALARIES*OUTSIDE PLANT	0		N	0	
	6721362	COST ACCTG-CPR ADMIN/BENEFITS*OUTSIDE PLANT	0		N	0	
	6721364	COST ACCTG-CPR ADMIN/OTHER*OUTSIDE PLANT	0		N	0	
	6721366	GENERAL SERVICE & LICENSE - CONTINUING ORIO RECORDS	0		N	0	
	6721391	COST ACCTG CAPITAL RECOVERY/SALARIES	0		N	0	
15	6721392	COST ACCTG CAPITAL RECOVERY/BENEFITS	0		N	0	
	6721394	COST ACCTG CAPITAL RECOVERY/OTHER	0		N	0	
	6721511	ACCTG & FIN ESTABLISHMENT OF CPR-SAL-NON EXEMPT	0		N	0	
	6721512	ACCTG & FIN-ESTABLISHMENT OF CPR-BEN-NON EXEMPT	0		N	0	
	6721514	ESTABLISHMENT OF CPR/OTHER	0		N	0	
20	6721606	GENERAL SERVICE AND LICENSE - REVENUE DEPARTMENT	0		N	0	
	6721611	REVENUES SEPARATIONS STUDIES/SALARIES	0		N	0	
	6721612	REVENUES SEPARATIONS STUDIES/BENEFITS	0		N	0	
	6721614	REVENUES SEPARATIONS STUDIES/OTHER	0		N	0	
	6721621	REVENUES PART 69 ALLOCATIONS/SALARIES	0		N	0	
25	6721622	REVENUES PART 69 ALLOCATIONS/BENEFITS	0		N	0	
	6721624	REVENUES PART 69 ALLOCATIONS/OTHER	0		N	0	
	6721626	GENERAL SERVICE & LICENSE - PART 69 ALLOCATIONS	0		N	0	
	6721631	REVENUES FEDERAL RATES DEVELOPMENT/SALARIES	0		N	0	
	6721632	REVENUES FEDERAL RATES DEVELOPMENT/BENEFITS	0		N	0	
30	6721634	REVENUES FEDERAL RATES DEVELOPMENT/OTHER	0		N	0	
	6721641	REVENUES LOCAL & INTRAS. TARIFFS/SALARIES*LOCAL REV	0		N	0	
	6721642	REVENUES LOCAL & INTRAS. TARIFFS/BENEFITS*LOCAL REV	0		N	0	
	6721644	REVENUES LOCAL & INTRAS. TARIFFS/OTHER*LOCAL REV	0		N	0	
	6721646	GENERAL SERVICE & LICENSE - LOCAL & INTRAST TARIFFS	0		N	0	
	6721986	GENERAL SERVICE AND LICENSE - ACCOUNTING & FINANCE O	0		N	0	
	6721988	ACCTG & FIN-INTEGRATION COST-TRANSACTION COSTS	0		N	0	
1	6721	Accounting & Finance	0			0	
35	6722011	GOVERNMENT & REGULATORY AFFAIRS/SALARIES	0		N	0	
	6722012	GOVERNMENT & REGULATORY AFFAIRS/BENEFITS	0		N	0	
	6722014	GOVT AFFAIRS/OTHER	0		N	0	
	6722016	GENERAL SERVICE & LICENSE - GOV & REGULATORY AFFAIRS	0		N	0	
	6722021	PUBLIC RELATIONS-EXTERNAL/SALARIES	0		N	0	
	6722022	PUBLIC RELATIONS-EXTERNAL/BENEFITS	0		N	0	
	6722024	EXT RELATIONS-OTHER	0		N	0	
40	6722026	GENERAL SERVICE & LICENSE - PUBLIC RELATIONS	0		N	0	
	6722031	INDUSTRY/BUSINESS RELATIONS/SALARIES	0		N	0	
45	6722032	INDUSTRY/BUSINESS RELATIONS/BENEFITS	0		N	0	

A B C D E F

Company	Sprint Florida - Combined						
Year:	Twelve Months Ending December 1995						
Account Number	Account Description	Amount	Non-Regulated Adjustment Note (4)	Adjusted Amount	Avoided / Not Avoided	Total Avoided Expenses	Total Not Avoided Expenses
6722034	INDUSTRY/BUSINESS RELATIONS PROGRAM DEVELOPMENT-	[REDACTED]	0	[REDACTED]	N	0	[REDACTED]
6722036	GENERAL SERVICE & LICENSE - INDUSTRY/BUSINESS RELATI	[REDACTED]	0	[REDACTED]	N	0	[REDACTED]
6722041	TRAFFIC AGREEMENTS AND NEGOTIATIONS/SALARIES	[REDACTED]	0	[REDACTED]	N	0	[REDACTED]
6722042	TRAFFIC AGREEMENTS AND NEGOTIATIONS/BENEFITS	[REDACTED]	0	[REDACTED]	N	0	[REDACTED]
6722044	TRAFFIC AGREEMENTS AND NEGOTIATIONS/OTHER	[REDACTED]	0	[REDACTED]	N	0	[REDACTED]
6722061	EXT REL-FEDERAL TARIFF FILINGS-SAL-NON EXEMPT	[REDACTED]	0	[REDACTED]	N	0	[REDACTED]
6722062	EXT REL-FEDERAL TARIFF FILINGS-BEN-NON EXEMPT	[REDACTED]	0	[REDACTED]	N	0	[REDACTED]
6722064	EXT REL-FEDERAL TRAFFIC FILINGS-OTH-NON EXEMPT	[REDACTED]	0	[REDACTED]	N	0	[REDACTED]
6722067	SERVICE COMPANY BILLING-CONDUIT-FED TARIFF FILINGS	[REDACTED]	0	[REDACTED]	N	0	[REDACTED]
6722111	INFORM SVC ADV-NEWSPAPER & MAGAZINE/SALARIES	[REDACTED]	0	[REDACTED]	N	0	[REDACTED]
6722112	INFORM SVC ADV-NEWSPAPER & MAGAZINE/BENEFITS	[REDACTED]	0	[REDACTED]	N	0	[REDACTED]
6722114	INFORM SVC ADV-NEWSPAPER & MAGAZINE/OTHER	[REDACTED]	0	[REDACTED]	N	0	[REDACTED]
6722121	CHTL-EXT RELATIONS EDUCATIONAL AD	[REDACTED]	0	[REDACTED]	N	0	[REDACTED]
6722122	CHTL-EXT RELATIONS EDUCATIONAL AD	[REDACTED]	0	[REDACTED]	N	0	[REDACTED]
6722124	INFORM SVC ADV-CUST NWSLTIR & MISC BILL INSERT/OTHER	[REDACTED]	0	[REDACTED]	N	0	[REDACTED]
6722131	INFO SVC ADV-RADIO & TELEVISION SALARIES	[REDACTED]	0	[REDACTED]	N	0	[REDACTED]
6722132	INFO SVC ADV-RADIO & TELEVISION BENEFITS	[REDACTED]	0	[REDACTED]	N	0	[REDACTED]
6722134	INFORM SVC ADV-RADIO AND TELEVISION/OTHER	[REDACTED]	0	[REDACTED]	N	0	[REDACTED]
6722141	INFORM SVC ADV-PROMOTIONAL ITEMS/SALARIES	[REDACTED]	0	[REDACTED]	N	0	[REDACTED]
6722142	INFORM SVC ADV-PROMOTIONAL ITEMS/BENEFITS	[REDACTED]	0	[REDACTED]	N	0	[REDACTED]
6722144	INFORM SVC ADV-PROMOTIONAL ITEMS/OTHER	[REDACTED]	0	[REDACTED]	N	0	[REDACTED]
6722154	INFORM SVC ADV-UNITED TELECOM ADVERTISING	[REDACTED]	0	[REDACTED]	N	0	[REDACTED]
6722988	EXT REL-INTEGRATION-TRANSACTION COSTS	[REDACTED]	0	[REDACTED]	N	0	[REDACTED]
6722	External Relations	[REDACTED]	0	[REDACTED]		0	[REDACTED]
6723011	EMPLOYEE COMMUNICATIONS/SALARIES	[REDACTED]	0	[REDACTED]	N	0	[REDACTED]
6723012	EMPLOYEE COMMUNICATIONS/BENEFITS	[REDACTED]	0	[REDACTED]	N	0	[REDACTED]
6723014	OTHER	[REDACTED]	0	[REDACTED]	N	0	[REDACTED]
6723021	HUMAN RESOURCES ADMINISTRATION/SALARIES	[REDACTED]	0	[REDACTED]	N	0	[REDACTED]
6723022	HUMAN RESOURCES ADMINISTRATION/BENEFITS	[REDACTED]	0	[REDACTED]	N	0	[REDACTED]
6723024	HUMAN RESOURCES-ADMIN-SERVICE AWARD	[REDACTED]	0	[REDACTED]	N	0	[REDACTED]
6723031	HUMAN RESOURCES TRAINING-NON-TECHNICAL/SALARIES	[REDACTED]	0	[REDACTED]	N	0	[REDACTED]
6723032	HUMAN RESOURCES TRAINING-NON-TECHNICAL/BENEFITS	[REDACTED]	0	[REDACTED]	N	0	[REDACTED]
6723034	HUMAN RESOURCES TRAINING-NON-TECHNICAL/OTHER	[REDACTED]	0	[REDACTED]	N	0	[REDACTED]
6723986	GENERAL SERVICE AND LICENSE - HUMAN RESOURCES	[REDACTED]	0	[REDACTED]	N	0	[REDACTED]
6723987	SERVICE COMPANY BILLING-CONDUIT-HUMAN RESOURCES	[REDACTED]	0	[REDACTED]	N	0	[REDACTED]
6723988	HUMAN RESOURCES-INTEGRATION-RELOCATIONS	[REDACTED]	0	[REDACTED]	N	0	[REDACTED]
6723	Human Resources	[REDACTED]	0	[REDACTED]		0	[REDACTED]
6724015	INFORMATION MANAGEMENT-BILLING AND COLLECTION-OTHER	[REDACTED]	0	[REDACTED]	N	0	[REDACTED]
6724111	INF MGMT-REV ACCTG-CRB/SALARIES	[REDACTED]	0	[REDACTED]	N	0	[REDACTED]
6724112	INF MGMT-REV ACCTG-CRB/BENEFITS	[REDACTED]	0	[REDACTED]	N	0	[REDACTED]
6724114	INF MGMT-REV ACCTG-CRB/OTHER	[REDACTED]	0	[REDACTED]	N	0	[REDACTED]
6724115	INF MGMT-REV ACCTG-CRB-B&C PROGRAM DEVELOPMENT	[REDACTED]	0	[REDACTED]	N	0	[REDACTED]
6724116	INFO MGMT-REV ACCTG-CRB-RDC BILLING	[REDACTED]	0	[REDACTED]	N	0	[REDACTED]
6724121	INF MGMT-REV ACCTG-1PC/SALARIES	[REDACTED]	0	[REDACTED]	N	0	[REDACTED]
6724122	INF MGMT-REV ACCTG-1PC/BENEFITS	[REDACTED]	0	[REDACTED]	N	0	[REDACTED]

1-3

A B C D E F

Company: Sprint Florida - Combined						
Year: Twelve Months Ending December 1995						
Account Number	Account Description	Amount	Non Regulated Adjustment Note (4)	Adjusted Amount	Avoided / Not Avoided	Total Avoided Expenses / Total Not Avoided Expenses
1	6724124	INF MGMT-REV ACCTG-TPS/OTHER				
	6724125	INF-MGMT-REV ACCTG-TPS-INTERS. MESSAGE DISTR SERVIC	0		N	0
	6724126	INF-MGMT-REV ACCTG-TPC-INTRAS. MESSAGE DISTR SERVIC	0		N	0
	6724129	INFO MGMT-REV ACCTG-INTRASTATE MESSAGE DISTRIB SER	0		N	0
5	6724131	INF-MGMT-REV ACCTG-CARRIER ACCESS BILLING/SALARIES	0		N	0
	6724132	INF MGMT-REV ACCTG-CARRIER ACCESS BILLING/BENEFITS	0		N	0
	6724134	INF MGMT-REV ACCTG-CARRIER ACCESS BILLING/OTHER	0		N	0
	6724136	INFO MGMT-REV ACCTG-CABS-RDC BILLING	0		N	0
	6724141	INF MGMT-REV ACCTG-MISC CUSTOMER BILLING/SALARIES	0		N	0
10	6724142	INF MGMT-REV ACCTG-MISC CUSTOMER BILLING/BENEFITS	0		N	0
	6724144	INF MGMT-REV ACCTG-MISC CUSTOMER BILLING/OTHER	0		N	0
	6724146	INFO MGMT-REV ACCTG-MISC BILLING-RDC BILLING	0		N	0
	6724201	INFO MGMT-WAREHOUSE OPERATIONS-SAL-NON-EXEMPT	0		N	0
	6724202	INFO MGMT-WAREHOUSE OPERATIONS-BEN-NON-EXEMPT	0		N	0
15	6724204	INF MGMT-WAREHOUSE OPERATIONS/OTHER	0		N	0
	6724296	INFO MGMT-GS&L-PROFS-ACCTG	0		N	0
	6724301	INF MGMT-NETWORK OPERATIONS/SALARIES	0		N	0
	6724302	INF MGMT-NETWORK OPERATIONS/BENEFITS	0		N	0
	6724304	INF MGMT-NETWORK OPERATIONS/OTHER	0		N	0
20	6724314	INFO MGMT-NETWORK OPERATIONS-BASIC STATIONS-OTI	0		N	0
	6724394	INFO MGMT-NETWORK OPERATIONS-TRNSF TO NONREG	0		N	0
	6724396	INFO MGMT-GS&L-PROFS-COMMERCIAL	0		N	0
	6724404	INFO MGMT-ACCESS	0		N	0
	6724496	INFO MGMT-ACCESS-RDC BILLING	0		N	0
25	6724501	INF MGMT-MARKETING/SALARIES	0		N	0
	6724502	INF MGMT-MARKETING/BENEFITS	0		N	0
	6724504	INF MGMT-MARKETING/OTHER	0		N	0
	6724514	INFO MGMT-REGIONALLY SUPP SYS-MKTG-OTHER	0		N	0
	6724594	INFO MGMT-MARKETING-TRNSF TO NONREG	0		N	0
30	6724596	INFO MGMT-GS&L-PROFS-IS	0		N	0
	6724601	INFO MGT-SERVICES/SALARIES	0		N	0
	6724602	INFO MGT-SERVICES/BENEFITS	0		N	0
	6724604	INFO MGT-SERVICES/OTHER	0		N	0
	6724606	INFORMATION MGMT-SERVICES-SERV CO BILLING	0		N	0
35	6724624	INFO MAHAGE-PLANI-CONST FIELD/STAFF-OP-OTHER	0		N	0
	6724696	INFO MGMT-GS&L-PROFS-OTHER	0		N	0
	6724701	SERVICES-SALARIES	0		N	0
	6724702	INFO MGT-SERVICES-BENEFITS	0		N	0
	6724704	SERVICES/OTHER	0		N	0
40	6724794	INFO MGMT-SERV-TRNSF TO NONREG	0		N	0
	6724796	INFO MGMT-SERVICES-RDC BILLING	0		N	0
	6724800	INFORMATION MGMT-CORPORATE OPERATIONS	0		N	0
	6724801	INFO MGT-SALARIES	0		N	0
	6724802	INFO MGT/BENEFITS	0		N	0
	6724803	INFO MGMT-CORP OPERATIONS	0		N	0
	6724804	INF MGT/OTHER	0		N	0
	6724806	GS&L-E-MAIL SYSTEMS	0		N	0
	6724894	INFO MGMT-CORP OPERATIONS-TRNSF TO NONREG	0		N	0
45	6724896	INFO MAHAGEMENT-GS&L PROGRAMMING	0		N	0

CONFIDENTIAL

A B C D E F

Company	Sprint Florida - Combined						
Year:	Twelve Months Ending December 1995						
Account Number	Account Description	Amount	Non-Regulated Adjustment Hole (4)	Adjusted Amount	Avoided / Not Avoided	Total Avoided Expenses	Total Not Avoided Expenses
1	6724901	CORPORATE OPERATIONS-SALARIES	0		N	0	
	6724902	CORPORATE OPERATIONS-BENEFITS	0		N	0	
	6724904	INF MGMT/OTHER/OTHER	0		N	0	
	6724911	INFORMATION MANAGEMENT-CBP	0		N	0	
5	6724914	INFORMATION MANAGEMENT-CBP	0		N	0	
	6724924	INFO MGMT - CORP OPERATIONS - MATERIAL MGMT	0		N	0	
	6724951	INFORMATION MGMT-DATA DISTRIBUTION-SALARIES	0		N	0	
	6724952	INFORMATION MGMT-DATA DISTRIBUTION-BENEFITS	0		N	0	
	6724954	INFORMATION MGMT-DATA DISTRIBUTION-OTHER	0		N	0	
10	6724961	INFORMATION MGMT-ADMINISTRATION-SALARIES	0		N	0	
	6724962	INFORMATION MGMT-ADMINISTRATION-BENEFITS	0		N	0	
	6724964	INFORMATION MGMT-ADMINISTRATION-OTHER	0		N	0	
	6724971	INFORMATION MGMT-PROGRAMMING-SALARIES	0		N	0	
	6724972	INFORMATION MGMT-PROGRAMMING-BENEFITS	0		N	0	
15	6724974	INFORMATION MGMT-PROGRAMMING-OTHER	0		N	0	
	6724981	INFORMATION MGMT-OFFICE AUTOMATION-SALARIES	0		N	0	
	6724982	INFORMATION MGMT-OFFICE AUTOMATION-BENEFITS	0		N	0	
	6724984	INFORMATION MGMT-ADMIN/PROG/OTF AUTO-APPORTIONED	0		N	0	
	6724986	GENERAL SERVICE & LICENSE-INFORMATION MANAGEMENT	0		N	0	
20	6724987	SERVICE CO BILLING-CONDUIT-IS	0		N	0	
	6724988	INFO SERVICES-INTEGRATION-IS DEVELOPMENT	0		N	0	
	6724991	INFO MANAGE - CLEARING - SALARIES	0		N	0	
	6724992	INFO MANAGE - CLEARING - BENEFITS	0		N	0	
	6724994	INFO MANAGE-CLEARING-OTHER	0		N	0	
25	6724995	INFORMATION MGMT-E911-COMPANY SOFTWARE EXPENSE	0		N	0	
	6724996	CORPORATE OPERATIONS-RDC BILLING	0		N	0	
	6724997	INFORMATION MGMT-REGIONAL DATA CENTER EXP-APPORTI	0		N	0	
30	6724	Information Management	0			0	
	6725011	LEGAL/SALARIES-JOINT COSTS	0		N	0	
	6725012	LEGAL/BENEFITS-JOINT COSTS	0		N	0	
	6725014	LEGAL/OTHER-JOINT COSTS	0		N	0	
	6725015	LEGAL/ATTORNEY'S FEES AND COSTS-REG-DIR ASSIGNED	0		N	0	
	6725016	GENERAL SERVICE AND LICENSE - LEGAL	0		N	0	
35	6725	Legal	0			0	
	6726011	PROCUREMENT/SALARIES	0		N	0	
	6726012	PROCUREMENT/BENEFITS	0		N	0	
	6726014	PROCUREMENT/OTHER	0		N	0	
	6726016	GENERAL SERVICE AND LICENSE - PROCUREMENT	0		N	0	
40	6726	Procurement	0			0	
	6727011	CNTL-RESEARCH & DEV TEL GRP	0		N	0	
	6727012	CNTL-RESEARCH & DEV TEL GRP	0		N	0	
	6727014	RESEARCH AND DEVELOPMENT-OTHER	0		N	0	
45	6727016	GENERAL SERVICE AND LICENSE - RESEARCH & DEVELOPME	0		N	0	

A B C D E F

Company	Sprint Florida - Combined						
Year:	Twelve Months Ending December 1995						
Account Number	Account Description	Amount	Non-Regulated Adjustment Note (4)	Adjusted Amount	Avoided / Not Avoided	Total Avoided Expenses	Total Not Avoided Expenses
1	6727	Research and Development	0			0	
2	6728011	GENERAL SECURITY/ANNOYANCE CALL CENTER - SALARIES	0		N	0	
	6728012	GENERAL SECURITY/ANNOYANCE CALL CENTER - BENEFITS	0		N	0	
	6728014	GENERAL SECURITY/ANNOYANCE CALL CENTER - OTHER	0		N	0	
5	6728016	GENERAL SERVICE & LICENSE - GENERAL SECURITY	0		N	0	
	6728017	SERVICE COMPANY BILLING-CONDUIT-GENERAL SECURITY	0		N	0	
	6728021	CENTRAL MAIL ROOM/SALARIES	0		N	0	
	6728022	CENTRAL MAIL ROOM/BENEFITS	0		N	0	
	6728024	CENTRAL MAIL ROOM/OTHER	0		N	0	
10	6728025	CENTRAL MAIL ROOM/POSTAGE	0		N	0	
	6728026	CENTRAL MAIL ROOM - SCB	0		N	0	
	6728027	CENTRAL MAIL ROOM/SUPPLIES	0		N	0	
	6728031	FOOD SERVICES-SALARIES	0		N	0	
	6728032	FOOD SERVICES-BENEFITS	0		N	0	
15	6728034	FOOD SERVICES-OTHER	0		N	0	
	6728041	CENTRAL RECORDS(LIB&ARCHIVES)/SALARIES	0		N	0	
	6728042	CENTRAL RECORDS(LIB&ARCHIVES)/BENEFITS	0		N	0	
	6728044	CENTRAL RECORDS(LIB&ARCHIVES)/OTHER	0		N	0	
	6728046	GENERAL SERVICE & LICENSE - CENTRAL RECORDS	0		N	0	
20	6728051	OPERATION OF CO COMM EQUIP/SALARIES	0		N	0	
	6728052	OPERATION OF CO COMM EQUIP/BENEFITS	0		N	0	
	6728054	OPERATION OF CO COMM EQUIP/OTHER	0		N	0	
	6728056	OP OF COMPANY COMM EQUIP - SCB	0		N	0	
	6728091	OTHER DEPARTMENTAL COSTS/SALARIES * OTHER	0		N	0	
25	6728092	OTHER DEPARTMENTAL COSTS/BENEFITS * OTHER	0		N	0	
	6728094	OTHER DEPARTMENTAL COSTS	0		N	0	
	6728096	GENERAL SERVICE & LICENSE - OTHER DEPARTMENTAL COS	0		N	0	
	6728099	OTHER DEPARTMENTAL EXPENSES-ALLOCATED	0		N	0	
	6728211	EMP BENEFIT PAYMTS-ACCIDENT & SICKNESS/SALARIES	0		N	0	
30	6728212	EMPLOYEE TOLL CONCESSION	0		N	0	
	6728216	GENERAL SERVICE & LICENSE - ACCIDENT & SICKNESS	0		N	0	
	6728221	EMP BENEFIT PAYMTS-GOVERNMENTAL SVC/SALARIES	0		N	0	
	6728222	EMP BENEFIT PAYMTS-GOVERNMENTAL SVC/BENEFITS	0		N	0	
	6728231	EMP BENEFIT PAYMTS-TERMINATION PMTS/SALARIES	0		N	0	
35	6728232	EMP BENEFIT PAYMTS-TERMINATION PMTS/BENEFITS	0		N	0	
	6728242	EMP BENEFIT PAYMTS-RETIREE BENEFITS	0		N	0	
	6728248	GENERAL SERVICE & LICENSE - RETIREE PAYMENTS	0		N	0	
	6728252	DEATH BEN-BEN	0		N	0	
	6728262	POST EMPLOYMENT BENEFITS-EXPENSE-SHORT TERM DISAB	0		N	0	
40	6728414	INSURANCE & DAMAGES-PUBLIC LIABILITY INSUR/OTHER	0		N	0	
	6728416	PUBLIC LIABILITY INSURANCE - SCB	0		N	0	
	6728417	SERVICE COMPANY BILLING-CONDUIT-PUBLIC LIABILITY INS	0		N	0	
	6728484	INSURANCE & DAMAGES-OTHER INSUR/OTHER	0		N	0	
	6728486	GENERAL SERVICE & LICENSE - OTHER INSURANCE	0		N	0	
45	6728487	SERVICE COMPANY BILLING-CONDUIT-OTHER INSURANCE	0		N	0	
47	6728490	INSURANCE & DAMAGES-ACCIDENT & DAMAGE	0		N	0	
	6728496	GENERAL SERVICE & LICENSE - ACCIDENTS AND DAMAGES	0		N	0	

A      B      C      D      E      F

Company: Sprint Florida - Combined							
Year: Twelve Months Ending December 1995							
Account Number	Account Description	Amount	Non-Regulated Adjustment Note (1)	Adjusted Amount	Avoided / Not Avoided	Total Avoided Expenses	Total Not Avoided Expenses
1	6728806 GENERAL SERVICE & LICENSE - OTHER EXPENSES	[REDACTED]	0	[REDACTED]	N	0	[REDACTED]
	6728807 SERVICE COMPANY BILLING-CONDUIT-OTHER EXPENSES	[REDACTED]	0	[REDACTED]	N	0	[REDACTED]
	6728808 OTHER EXP-INTEGRATION-MISC	[REDACTED]	0	[REDACTED]	N	0	[REDACTED]
	6728810 OTHER GENERAL & ADMIN - OTHER EXPENSE - MISCELLANEO	[REDACTED]	0	[REDACTED]	N	0	[REDACTED]
5	6728814 OTHER EXPENSES-NON-OPT EAS PMIS-NO AGREEMENT	[REDACTED]	0	[REDACTED]	N	0	[REDACTED]
	6728815 EMPLOYEES' TOLL CONCESSION * EXPENSE	[REDACTED]	0	[REDACTED]	N	0	[REDACTED]
	6728816 NONOPTIONAL EAS PAYMENTS - SCB	[REDACTED]	0	[REDACTED]	N	0	[REDACTED]
	6728824 OTHER EXPENSES-OTHER COMPENSATED VACATION	[REDACTED]	0	[REDACTED]	N	0	[REDACTED]
	6728829 OTHER EXPENSES-OTHER COMPENSATED VACATION-CONTR	[REDACTED]	0	[REDACTED]	N	0	[REDACTED]
10	6728986 GENERAL SERVICE & LICENSE/OTHER GENERAL & ADMIN	[REDACTED]	0	[REDACTED]	N	0	[REDACTED]
	6728987 SERVICE COMPANY BILLING-CONDUIT-OTHER GEN & ADM	[REDACTED]	0	[REDACTED]	N	0	[REDACTED]
	6728990 SERVICE COMPANY BILLING-CREDIT FOR COST OF CAPITAL	[REDACTED]	0	[REDACTED]	N	0	[REDACTED]
13	6728 Other General & Administrative	[REDACTED]	0	[REDACTED]		0	[REDACTED]
14	6790100 PROVISION FOR UNCOLLECTIBLE NOTES RECEIVABLE	[REDACTED]	0	[REDACTED]	N	0	[REDACTED]
15	5301000 UNCOLLECTIBLE REVENUE	[REDACTED]		[REDACTED]	Note (5)	0	[REDACTED]
16	GRAND TOTAL	[REDACTED]		[REDACTED]		74,116,397	[REDACTED]
17	EXCLUDING OVERHEADS (USED IN "OVERHEAD" WORKSHEET)	[REDACTED]	0	[REDACTED]		74,116,397	[REDACTED]
	Note (1) Portion assigned to IntraLATA PL is avoided. Portion assigned to Switched and Special Access is not avoided.						
	Note (2) Portion utilized by non-IXC end users is avoided. Portion utilized by IXCs is not avoided.						
	Note (3) Includes both Centrex access and features. Centrex access and feature avoided costs are segregated in the "Centrex" worksheet.						
	Note (6) Portion considered avoided in relation to total dollars in the primary account group.						
	Note (7) IXC portion is removed.						
	0	0					
	0	0					

11







Company: Sprint Florida - Combined  
Year: Twelve Months Ending December 1995

Account Number	Account Description	Amount	Non-Regulated Adjustment Note (4)	Adjusted Amount	Avoided / Not Avoided	Total Avoided Expenses	Total Not Avoided Expenses
----------------	---------------------	--------	-----------------------------------	-----------------	-----------------------	------------------------	----------------------------





Company	Sprint Florida - Combined						
Year:	Twelve Months Ending December 1995						
Account Number	Account Description	Amount	Non-Regulated Adjustment Note (4)	Adjusted Amount	Avoided / Not Avoided	Total Avoided Expenses	Total Not Avoided Expenses

	A	B	C	D	E	F	G
	<u>BEGINNING</u> <u>BALANCE</u>	PROPERTY ACQUIRED AS <u>ENTITY</u>	<u>CURRENT</u> <u>PROVISION</u>	<u>NET CHARGES</u> <u>TO RESERVE</u>	<u>MISC</u> <u>ADJUSTMENTS</u>	<u>INCREASE IN</u> <u>DEPRECIATION</u> <u>RESERVE</u>	<u>BALANCE AT</u> <u>MONTH END</u>
<b>Telecommunications Plant In-Service</b>							
<b>General Support Assets</b>							
Land							
Motor Vehicles							
1 Passenger Cars		0					
Light Trucks		0					
Heavy Trucks		0					
Total Motor Vehicles		0					
5 Aircraft		0					
Special Purpose Vehicles		0					
Garage Work Equipment		0					
Other Work Equipment		0					
Buildings		0					
10 Furniture		0					
Office Equipment		0					
Office Support		0					
Company Communications		0					
Total Office Equipment		0					
15 General Purpose Computers		0					
16 Total General Support Assets		0					
<b>Operating Plant</b>							
<b>Central Office Assets</b>							
17 Analog Electron Switch		0					
Digital Electron Switch		0					
SS7/Intellignet Network		0					
20 Mechanical Switch-Step By Step		0					
Mechanical Switch-Crossbar		0					
Mechanical Switch-Other		0					
Operator Systems		0					
Radio Systems-Mobile		0					
21 Radio Systems-Other		0					
Circuit Equip-Analog		0					
Circuit Equip-Digital		0					
Circuit Equip-Other		0					
22 Total Central Office Assets		0					
<b>Origin/Termin Assets</b>							
30 1.8 Station Equip & Wiring		0					
3 Public Telephone Equip		0					
3 Line Conditioning Equip		0					
3 Subscriber Multiplexing		0					

CONFIDENTIAL

	A	B	C	D	E	F	G
	BEGINNING	PROPERTY	CURRENT	NET CHARGES	MISC	INCREASE IN	BALANCE AT
	BALANCE	ACQUIRED AS	PROVISION	TO RESERVE	ADJUSTMENTS	DEPRECIATION	MONTH END
	(19,895)	ENTITY				RESERVE	
1 Other Terminal Equipment							
Total Origin/Termin Assets	22,352,923	0					
<b>Cable &amp; Wire Facil Assets</b>							
3 Poles		0					
Special Structures		0					
5 Total Poles		0					
Cable-Aerial-Metallic		0					
7 Cable-Aerial-Metal-Drop		0					
Cable-Aerial-Nonmetallic		0					
9 Cable-Aerial-Nonmetallic-Drop		0					
Cable-Underground-Metallic		0					
11 Cable-Underground-Nonmetallic		0					
Cable-Buried-Metallic		0					
13 Cable-Buried-Metal-Drop		0					
Cable-Buried-Nonmetallic		0					
15 Cable-Buried-Nonmetallic-Drop		0					
Cable-Submarine-Metallic		0					
17 Cable-Submarine-Nonmetat		0					
Cable-Deep Sea-Metallic		0					
19 Intrabuilding Ntwk Cable-Metal		0					
Intrabuilding Ntwk Cable-Nonmeta		0					
21 Total Cable		0					
Wire-Aerial		0					
23 Underground Conduit		0					
Total Cable & Wire Facil Assets		0					
<b>Amortizable Assets</b>							
25 Capital Leases		0					
Leasehold Improvements		0					
27 Intangibles		0					
Total Amortizable Assets		0					
29 Total Operating Plant		0					
Total Telecomm Plant In-Service		0					
31 Property Held for Future Use		0					
Telephone Plant Acquisition		0					
32 Nonoperating Plant		0					
Total Regulated Property		0					
84							

CONFIDENTIAL

REVENUE ANALYSIS

Company: Sprint Florida - Combined

Period: Twelve Months Ending December 1995

Account Number	Account Description	Amount	Adjustment
1	5001100 MONTHLY SERVICE CHARGES-TELEPHONE		
	5001110 RESIDENCE-ADJUSTMENTS		
	5001120 RESIDENCE-FLAT RATE-7 DIGIT DIALING		
	5001121 RESIDENCE-FLAT RATE*1PTY		
5	5001122 RESIDENCE-FLAT RATE-ABC/CENTREX OPTIONAL EAS		
	5001124 RESIDENCE-FLATE RATE-MULTIPLY		
	5001125 RESIDENCE-FLAT RATE-ISDN BRI		
	5001126 RESIDENCE - MISCELLANEOUS ADJUSTMENTS		
	5001130 RESIDENCE-MEASURED SERVICE		
10	5001134 COMMUNITY CALLER MRC RES. REVENUES		
	5001140 RESIDENCE-EXTENSION		
	5001160 RESIDENCE-MISCELLANEOUS NETWORK		
	5001161 RESIDENCE-MISCELLANEOUS NETWORK-OTHER		
	5001162 RESIDENCE-MISCELLANEOUS NETWORK-ABC		
15	5001170 RESIDENCE-KEY NETWORK		
	5001180 RESIDENCE-PBX AND CENTREX CU NETWORK		
	5001200 SUBSCRIBERS STATION REVENUE-FACILITIES PROV TO OC		
	5001300 RESIDENCE-MEASURED SERVICE USAGE-UTS		
	5001301 RESIDENCE-MEASURED SERVICE USAGE-UTS-VA		
20	5001320 RESIDENCE-MEASURED-USAGE CALL ALLOWANCE		
	5001330 RESIDENCE-MEASURED-USAGE CEILING ALLOWANCES (DR)		
	5001340 RESIDENCE-MEASURED-DETAIL BILLING CHARGES		
	5001350 RESIDENCE-MEASURED-FLAT RATE USAGE CHARGES		
	5001400 SERVICE STATIONS		
25	5001510 BUSINESS-ADJUSTMENTS		
	5001520 BUSINESS-FLAT RATE		
	5001521 BUSINESS-FLAT RATE*1PTY		
	5001522 COMMUNITY CALLER MRC BUS (BUS. FR - CENTREX)		
	5001523 BUS-FLAT RATE-SWITCHLINK/SWITCHLINK PLUS		
30	5001524 BUSINESS-FLAT RATE-LANLINK		
	5001525 BUSINESS-FLAT RATE*E-911		
	5001526 BUSINESS MISCELLANEOUS ADJUSTMENTS		
	5001527 BUSINESS - FLAT RATE - ELC		
	5001530 BUSINESS-MEASURED SERVICE		
35	5001531 BUSINESS-MEASURED COCT FLAT-LIMS		
	5001534 COMMUNITY CALLER MRC BUS		
	5001540 BUSINESS-EXTENSION		
	5001560 BUSINESS-MISC. NETWORK-FX MILEAGE		
	5001561 BUSINESS-MISC NETWORK-INTRAL-INTERS		
40	5001562 BUSINESS-MISC NETWORK-SWITCHLINK/SWITCHLINK PLUS		
41	5001563 BUSINESS-MISC NETWORK-ABC		

7

- 1 5001565 BUSINESS-MISC NETWORK-E911\*CRB
- 5001570 BUSINESS-KEY NETWORK
- 5001580 SHARED TENANT (BUS - PBX)
- 5001581 BUSINESS - NETWORK DID SERVICES
- 5 5001700 BUSINESS-MEASURED-RATED USAGE CHARGES
- 5001701 BUSINESS-MEASURED-RATED USAGE CHARGE
- 5001703 BUSINESS-MEASURED-RATED USAGE CHARGE-SWITCHLINK
- 5001705 BUSINESS-MEASURED-RATED USAGE CHARGE-E911
- 5001710 BUSINESS-MINIMUM SERV BILLING
- 10 5001720 BUSINESS-MEASURED-USAGE CALL ALLOWANCES(DR)
- 5001730 BUSINESS-MEASURED-USAGE CEILING ALLOWANCES (DR)
- 5001740 BUSINESS-MEASURED-DETAIL BILLING CHARGES
- 5001750 BUSINESS-MEASURED-FLAT RATE USAGE CHARGES
- 5001920 MONTHLY SERVICE CHARGE-SEMI PUBLIC PAYPHONE
- 15 5001921 MONTHLY SERVICE CHARGE-COCOT
  
- 5002110 RESIDENCE-OPTIONAL EAS
- 5002111 SUBSCRIBERS STATION REVENUE-OEAS-RES-WILDWOOD-L
- 5002113 SUBSCRIBERS STATION REVENUE-TOLL PAC-RES-INVR-BRO
- 5002114 SUBSCRIBERS STATION REVENUE-TOLL PAC-RES-SBNG-LK
- 20 5002115 SUBSCRIBER STATION REV-GADSDEN 5 FREE PLAN-RES
- 5002510 BUSINESS-OPTIONAL EAS
- 5002511 SUBSCRIBERS STATION REVENUE-OEAS-BUS-WILDWOOD-L
- 5002513 SUBSCRIBERS STATION REVENUE-TOLL PAC-BUS-INVR-BRO
- 5002514 SUBSCRIBERS STATION REVENUE-TOLL PAC-BUS-SBNG-LK
- 25 5002515 SUBSCRIBER STATION REV-GADSDEN 5 FREE PLAN-BUS
  
- 5004100 MOBILE CHANNEL USE IXC 000
- 5004101 MONTHLY SERV CHARGES-MOBILE RCC
- 5004102 MONTHLY SERV CHARGES-MOBILE DID
- 5004200 MONTHLY SERVICE CHARGES-MOBILE PAGING
- 30 5004201 MONTHLY SERVICE CHARGES-MOBILE & PAGING\*BASIC RA
- 5004202 MONTHLY SERV CHARGES-MOBILE PAGING DID
- 5004204 MONTHLY SERVICE CHARGE-MOBILE PAGING-OPT-RES-VA
- 5004300 NON-RECURRING CHARGES-MOBILE
- 5004400 NON-RECURRING CHARGES-MOBILE PAGING
  
- 35 5010100 PUBLIC TELEPHONE REVENUE
- 5010101 REV - PUBLIC TELEPHONE REVENUE
- 5010102 REV - PUBLIC TELEPHONE REVENUE CARRIERS
- 5010200 SEMI-PUBLIC TELEPHONE REVENUE
- 5010400 CUSTOMER-OWNED PAYSTATIONS - MEASURED LOCAL SER
- 40 5010500 CUSTOMER OWNED PAYSTATION-USAGE
  
- 5040100 LOCAL PRIVATE LINE REVENUE-TELEPHONE-CHANNEL FACI
- 5040101 LOCAL PRIVATE LINE-INTERL-INTRAS
- 5040200 LOCAL PRIVATE LINE REVENUE-TELETYPEWRITER FACILITI
- 5040300 LOCAL PRIVATE LINE REVENUE-OTHER TELEGRAPH
- 45 5040400 LOCAL PRIV LINE REV-PROGRAM TRANSMISSION-AUDIO

180



- 1 5040500 LOCAL PRIVLINE REV-PROGRAM TRANSMISSION-VIDEO
  - 5040600 LOCAL PRIVATE LINE OTHER-NC INFO HWY GIGACELL USE
  - 5040601 OTH LOCAL PRIVATE LINE-INTERL-INTERS
  - 5040610 OTHER LOCAL PRIVATE LINE SRV-DIGILINK
  - 5 5040620 OTHER LOCAL PRIVATE LINE SRV-TRANSLINK
  - 5040631 OTHER LOCAL PRIVATE LINE SERVICES-ISDN BRI
  - 5040632 OTHER LOCAL PRIVATE LINE SERVICES-ISDN PRI
  - 5040640 OTHER LOCAL PRIVATE LINE SERVICES-PACKET SWITCHIN
- 
- 5050100 RESIDENCE-PREMIUM INSTRUMENTS
  - 10 5050150 RESIDENCE - DECORATOR INSTRUMENTS
  - 5050200 RESIDENCE - MISCELLANEOUS EQUIPMENT
  - 5050250 RESIDENCE-KEY EQUIPMENT
  - 5050300 RESIDENCE-SMALL PBX
  - 5050500 BUSINESS - PREMIUM INSTRUMENTS
  - 15 5050600 BUSINESS-MISC. EQUIPMENT-E911
  - 5050601 BUSINESS-MISC EQUIP/PACK SWITCH USAGE
  - 5050602 BUSINESS - MISC PAGING - DEREG
  - 5050650 BUSINESS-KEY EQUIPMENT
  - 5050700 BUSINESS-PBX AND CENTREX CU EQUIPMENT
- 
- 20 5060000 SERVICE CONNECTION CHARGES-TELEPHONE
  - 5060100 RESIDENCE-DEFERRED SERVICE CONNECTION CHARGES
  - 5060110 RESIDENCE-SVC CONN CHGS/LINK UP DISCOUNTS RECOVE
  - 5060111 AT&T CHANNEL SERVICES-RESIDENT-MULTI PT BRIDGING S
  - 5060112 REV - RESIDENCE - SERVICE CONNECTION - SEC SERV ORD
  - 25 5060113 REV - RESIDENCE - SERVICE CONNECTION - PREMISE VISIT
  - 5060130 RESIDENCE-MISCELLANEOUS SERVICE CONNECTION CHAR
  - 5060200 LOCAL OPR AST/VERIFY/INTERRUPT CHG-UTLD-0204
  - 5060201 LOCAL OPR AST/VERIFY/INTERRUPT CHG-UTS-0574
  - 5060202 REV - OTHER LOCAL SERVICE REVENUES
  - 30 5060210 OTHER LOCAL SERVICE REVENUES - LOCAL ASSISTANCE-O
  - 5060220 OTHER LOCAL SERVICE REVENUES - BUSY VERIFICATION-O
  - 5060230 OTHER LOCAL SERVICE REVENUES - EMERGENCY INTERRU
  - 5060231 REV-INTRASTATE-EMER INTRPT
  - 5060300 RESIDENCE-CUSTOM CALLING
  - 35 5060301 RESIDENCE-CUSTOM CALLING
  - 5060302 RESIDENCE-CUSTOMER CALLING-ABC/CENTREX
  - 5060304 RESIDENCE-CUSTOM CALLING-CLASS-CALLER ID
  - 5060305 SUBSCRIBERS STATION REVENUE-ADV INTELLIGENT NTWK-
  - 5060307 USAGE SENSITIVE CUSTOM CALLING FEATURES RES
  - 40 5060310 RESIDENCE-U-TOUCH
  - 5060320 RESIDENCE-ENHANCED SERVICES
  - 5060341 RESIDENCE-FEATURES-ISDN BRI
  - 5060342 RESIDENCE-FEATURES-ISDN PRI
  - 5060400 DIRECTORY ASSISTANCE CHARGES
  - 45 5060401 DIRECTORY ASSISTANCE LOCAL-UTS-VA
  - 5060402 OTHER LONG DISTANCE - DA - HOME NPA - ATT
  - 47 5060403 OTHER LONG DISTANCE - DA - HOME NPA - UTLD

5050404 OTHER LONG DISTANCE - DA - HOME NPA - SPRINT  
5050405 OTHER LONG DISTANCE - DA - HOME NPA - MCI  
5050407 OTHER LONG DISTANCE - DA - HOME NPA - CENTRAL  
5050408 OTHER LONG DISTANCE - DA - HOME NPA - ITI  
E 5050409 OTHER LONG DISTANCE-DA-HOME NPA-OAN  
5050500 BUSINESS-DEFERRED SERVICE CONNECTION CHARGES  
5050510 BUSINESS-SERVICE CONNECTION CHARGES-INWARD  
5050511 AT&T CHANNEL SERVICES-BUSINESS-MULTI PT BRIDGING S  
5050512 REV - BUSINESS - SERVICE CONNECTION - SEC SERVICE OR  
C 5050513 REV - BUSINESS - SERVICE CONNECTION - PREMISE VISIT  
5050530 BUS-MISC SERV CONNECT CHGS-SECURITY ADMINISTRATI  
5050500 BUSINESS-CUSTOM CALLING  
5050501 BUSINESS-CUSTOM CALLING\*PTAS IN CONFINED FACILITIES  
5050502 BUSINESS-CUSTOM CALLING-ABC/CENTREX  
E 5050504 BUSINESS-CUSTOM CALLING-CLASS-CALLER ID  
5050505 SUBSCRIBERS STATION REVENUE-ADV INTELLIGENT NTKW-B  
5050506 BUSINESS-CUSTOM CALLING-ISDN  
5050507 USAGE SENSITIVE CUSTOM CALLING FEATURES BUS  
5050510 BUSINESS-U-TOUCH  
20 5050520 BUSINESS-ENHANCED SERVICES  
5050530 BUSINESS-FEATURES-LINK FAMILY  
5050541 BUSINESS-FEATURES-ISDN BRI

5059000 OTHER LOCAL EXCHANGE REVENUE SETTLEMENTS

5081120 EUCL-LIFELINE SUBSCRIBER LINE CHARGE WAIVER  
25 5081121 END USER ACCESS REV - RES - INTERSTATE - ASBEUIS  
5081122 END USER ACCESS REV - RES - MULTI - INTERST - ASBEUIM  
5081130 NETWORK ACCESS-END USER COMMON LINE-BUS-INTERST  
5081131 END USER ACCESS REV - BUS - INTERSTATE - ASBEUIS  
5081132 END USER ACCESS REV - BUS - MULTI - INTERST - ASBEUIM  
30 5082140 CARRIER COMMON LINE - CPE - INTERSTATE  
5082150 NETWORK ACCESS REVENUE-USF/LINE ASSISTANCE  
5082151 NET SWITCHED ACC-CCL-LIFELINE ASSISTANCE-INTERSTAT  
5082160 NETWORK ACCESS CCL-SPECIAL ACCESS SURCHARGE-INT  
5082170 NETWORK ACCESS-CARRIER COMMON LINE-TRS PAYMENT-  
35 5082180 NETWORK ACCESS REV-CARRIER COMMON LINE-PREM 199  
5082181 ACC CCL BILL & KEEP-INTER-NON-PREM-TERM  
5082182 SWITCHED ACCESS-CCL-BILL&KEEP-INTERSTATE-FGB NO  
5082183 SWITCHED ACCESS-CCL-BILL & KEEP-INTERSTATE-FGC PRE  
5082184 SWITCHED ACCESS-CCL-BILL & KEEP-INTERSTATE-INTERIM  
40 5082185 SWITCHED ACCESS-CCL-BILL&KEEP-INTERSTATE-INTRALAT  
5082194 SWITCHED ACCESS-CCL-REVENUE RESERVE-91  
5082195 CCL-REVENUE RESERVE - 95 INTERSTATE PRICE CAPS  
5082196 CCL - FCC REVENUE RESERVE - INTER '93  
5082197 CARRIER COMMON LINE-REV RES-INTER-84  
5082198 CARRIER COMMON LINE-TURN AROUND  
5082210 NET SWITCHED ACC-LOCAL TRANSPORT-INTERSTATE

- 1 5082211 LOCAL TRANSPORT-INTER-PREM
- 5082212 NON-RECUR SERVICE ORDER CHG-SS7 INTERCONNECT INT
- 5082213 SWITCHED ACCESS-LOCAL TRANSPORT-INTERSTATE-FGC
- 5082214 SWITCHED ACCESS-LOCAL TRANSPORT-INTERSTATE-INTE
- 15 5082217 NET SWITCHED ACC-LOCAL TRANSPORT-INTERSTATE\*NOP
- 5082219 NET SWITCHED ACCESS-LOCAL TRANSPORT-INTERSTATE
- 5082220 NET SWITCHED ACC-EO IMAP 89-90
- 5082230 NET SWITCHED ACC-END OFC-LOC SWITCHING-INTER\*PRE
- 5082231 END OFFICE - LOCAL SWITCHING (LS2) INTER - PREM
- 10 5082232 SWITCHED ACCESS-END OFFICE-INTERSTATE-FGB NON PR
- 5082233 SWITCHED ACCESS-END OFFICE-INTERSTATE-FGC PREMIU
- 5082234 SWITCHED ACCESS-END OFFICE-INTERSTATE-INTERIM 800
- 5082235 SWITCHED ACCESS-END OFFICE-INTERSTATE-INTRALATA P
- 5082237 SWITCHED-END OFFICE-INTERSTATE-LIDB
- 15 5082239 SWITCHED ACCESS-END OFFICE-IMAP
- 5082250 NET SWITCHD ACC DIRECTORY ASSISTANCE-INTER INTERIM
- 5082251 INFORMATION SURCHARGE - INTER - PREM
- 5082252 SWITCHED ACCESS-INFOR SURCHARGE-INTERSTATE FGB
- 5082253 SWITCHED ACCESS-INFOR SURCHARGE-INTERSTATE-FGC
- 20 5082254 SWITCHED ACCESS-INFOR SURCHARGE-INTERSTATE-INTE
- 5082255 SWITCHED ACCESS-INFOR SRCHRG-INTERSTATE-INTRALA
- 5082257 NET SWITCHED ACC-OPERATOR TRANSFER-INTERSTATE
- 5082258 NET SWITCHED ACC-INTERSTATE\*BUSY LINE VERIFICATION
- 5082259 NET SWITCHED ACC-INTERSTATE\*VERIFY WITH INTERRUPT
- 25 5082270 NET SWITCHED ACC-MISC INTERSTATE
- 5082271 SWITCHED ACCESS-MISC-INTERSTATE FGA REVENUE SHAR
- 5082274 SWITCHED ACCESS-MISC-INTERSTATE-INTERIM 800
- 5082275 SWITCHED ACCESS-MISC-INTERSTATE-INTRALATA PREMIU
- 5082279 NET SWITCHED ACCESS-MISC-INTERSTATE
- 30 5082280 NET SWITCHED ACC-INTERSTATE PRESUBSCRIP NONRECU
- 5082290 NET SWITCHED ACC-FCC REV RESERVE-INTERSTATE-87/88
- 5082294 SWITCHED ACCESS-INTERSTATE-REVENUE RESERVE-91
- 5082295 NET SWITCHED ACCESS-REV RES-95-INTERST PRICE CAPS
- 5082296 NET SWITCHED ACC-REVENUE RESERVE-INTERSTATE\*93
- 35 5082297 NET SWITCHED ACC-REVENUE RESERVE-INTERSTATE-94
- 5082298 SWITCHED ACCESS-TURN AROUND
- 5082300 NET SWITCHED ACC-INTER BASIC/SIMPLE QUERY CHARGES
- 5082303 SWITCHED ACCESS-INTERSTATE-FGC-SIMPLE DBASE QUER
- 5082304 SWITCHED ACCESS-INTERSTATE-FGD-SIMPLE DBASE QUER
- 40 5082310 NET SWITCHED ACC-INTER COMPLEX QUERY CHARGES
- 5082314 SWITCHED ACCESS-INTERSTATE-FGD-COMPLEX DBASE QU
- 5082340 SWITCHED ACCESS BILLING NAME & ADDRESS INTERSTATE
- 5082500 DEDICATED TRANSPORT-VOICE GRADE-CHAN MLG INTER-R
- 5082501 DIRECT TRUNK TRANSPORT - VG - VARIABLE
- 45 5082550 ENTRANCE FACILITY-VOICE GRADE-SVC TERM INTER-RECU
- 5082600 DEDICATED TRANSPORT-DS1-CHAN MLG INTER-RECUR PRE
- 5082601 DIRECT TRUNK TRANSPORT - DS1 - VARIABLE
- 5082650 ENTRANCE FACILITY-DS1 SVC TERM INTER
- 49 5082690 MUX-DS1 INTER PREM

E

- 1 5082700 DEDICATED TRANSPORT-DS3-CHAN MLG INTER-RECUR PRE
- 5082701 DIRECT TRUNK TRANSPORT - DS3 - VARIABLE
- 5082740 ENTRANCE FACILITY-DS3 CHAN MLG INTER
- 5082750 ENTRANCE FACILITY-DS3 SVC TERM INTER
- 5 5082790 MUX-DS3 INTER PREM
- 5082900 TANDEM CHARGE INTER PREM
- 5082902 SWITCHED ACCESS-TANDEM CHARGE-INTERSTATE-FGB NO
- 5082903 SWITCHED ACCESS-TANDEM CHARGE-INTERSTATE-FGC PR
- 5082904 SWITCHED ACCESS-TANDEM CHARGE-INTERSTATE-INTERI
- 10 5082905 SWITCHED ACCESS-TANDEM CHARGE-INTERSTATE-INTRAL
- 5082906 NET SWITCHED ACCESS TANDEM CHG INTERSTATE
- 5082910 RESIDUAL INTERCONNECTION CHG (RIC) INTER NON-PREM
- 5082911 SWITCHED ACCESS-RIC-INTERSTATE-FGA NON PREMIUM
- 5082912 SWITCHED ACCESS-RIC-INTERSTATE-FGB NON PREMIUM
- 15 5082913 SWITCHED ACCESS-RIC-INTERSTATE-FGC PREMIUM
- 5082914 SWITCHED ACCESS-RIC-INTERSTATE-INTERIM 800
- 5082915 SWITCHED ACCESS-RIC-INTERSTATE-INTRALATA-PREMIUM
- 5082920 COMMON TRANSPORT-LOCAL TRANSPORT-FACILITY INTER
- 5082921 SWITCHED ACCESS-COM TRAN-LT FAC-INTERSTATE-FGA N
- 20 5082922 SWITCHED ACCESS-COM TRAN-LT FAC-INTERSTATE-FGB N
- 5082923 SWITCHED ACCESS-COM TRAN-LT FAC-INTERSTATE-FGC P
- 5082924 SWITCHED ACCESS-COM TRAN-LT FAC-INTERSTATE-INTERI
- 5082925 SWITCHED ACCESS-COM TRAN-LT FAC-INTERSTATE-INTRAL
- 5082930 COMMON TRANSPORT-LOCAL TRANSPORT TERMINATION IN
- 25 5082931 SWITCHED ACCESS-COM TRAN-LT TERM-INTERSTATE-FGA
- 5082932 SWITCHED ACCESS-COM TRAN-LT TERM-INTERSTATE-FGB
- 5082933 SWITCHED ACCESS-COM TRAN-LT TERM-INTERSTATE-FGC
- 5082934 SWITCHED ACCESS-COM TRAN-LT TERM-INTERSTATE-INTE
- 5082935 SWITCHED ACCESS-COM TRAN-LT TERM-INTERSTATE-INTR
  
- 30 5083350 NET SPECIAL ACC-RECURR FEAT. & FUNCTIONS-INTERSTAT
- 5083350 NET SPECIAL ACC-RECURR TRANSPORT-INTERSTATE
- 5083351 SPEC - LOCAL TRANS - INTERSTATE/INTRALATA -SHARED P
- 5083359 SPECIAL ACCESS-IMAP
- 5083370 NET SPECIAL ACC-RECURR SPECIAL ACCESS LINE-INTERST
- 35 5083380 NET SPECIAL ACC-NONRECURR CHARGES-INTERSTATE
- 5083393 NET SPECIAL ACCESS-FCC REV RSV-INTERSTATE 89/90
- 5083394 SPECIAL ACCESS-FCC REV RESERVE-INTERSTATE-91
- 5083395 NET SPECIAL ACC-REVENUE RESERVE-INTERSTATE 95
- 5083396 NET SPECIAL ACC-FCC REV RESERVE-INTERSTATE\*93
- 40 5083397 NET SPECIAL ACC-FCC REV RESERVE-INTERSTATE-94
- 5083398 SPECIAL ACCESS-TURN AROUND
- 5083420 NET SPECIAL ACC-RECURR MISC REVENUE-INTERSTATE
- 5083430 NET SPECIAL ACC-NONRECURR MISC REVENUES-INTERSTA
- 5083432 SPECIAL ACCESS-NONRECURRING MISC-INTERSTATE-FGB
- 45 5083433 SPECIAL ACCESS-NONRECURRING MISC-INTERSTATE-FGC
- 5083450 SPEC ACCESS - VIRTUAL COLLOCATION-CROSS-CONN-DS1-
- 5083480 SPECIAL ACCESS-DS1-ZONE 1 DENSITY-NONRECURR CHAR
- 48 5083750 SPEC ACCESS - VIRTUAL COLLOCATION-CROSS-CONN-DS3-

A

1 5084120 NETWK ACCESS-END USER COMMON LINE-RES-INTRASTAT  
 5084121 END USER ACCESS REV - RES - INTRASTATE - ASBEUAS  
 5084122 END USER ACCESS REV - RES - MULTI - INTRAST - ASBEUAM  
 5084130 NETWK ACCESS-END USER COMMON LINE-BUS-INTRASTAT  
 5 5084131 END USER ACCESS REV - BUS - INTRASTATE - ASBEUAS  
 5084132 END USER ACCESS REV - BUS - MULTI - INTRAST - ASBEUAM  
 5084140 NET SWITCHED ACC-CCL INTRASTATE-PREM\*1990  
 5084141 ACCESS-CARRIER COMMON LINE-INTRA-NON-PREM-TERM  
 5084142 NET SWITCHED ACC-CCL-INTRA INTRA-ITORP  
 10 5084143 SWITCHED ACCESS-CCL-INTRASTATE-FGC PREMIUM  
 5084144 SWITCHED ACCESS-CCL-INTRASTATE-INTERIM 800  
 5084145 SWITCH ACCESS-CCL-INTRALATA CELLULAR  
 5084146 SWITCHED ACCESS-CCL-INTRASTATE-MISSOURI TOLL PLAN  
 5084148 SWITCHED ACCESS-CCL-INTRASTATE-ICAC POOL  
 15 5084210 NET SWITCHED ACC-TRANSPORT-INTRASTATE-INTRALATA  
 5084211 LOCAL TRANSPORT-INTRA-NONPREM  
 5084212 SWITCHED ACCESS-LOCAL TRANSPORT-INTRASTATE-FGB  
 5084213 SWITCHED ACCESS-LOCAL TRANSPORT-INTRASTATE-FGC  
 5084214 SWITCHED ACCESS-LOCAL TRANSPORT-INTRASTATE-INTE  
 20 5084215 SWITCH ACCESS-LOCAL TRSPT-INTRALATA CELLULAR  
 5084216 SWITCHED ACCESS-LOCAL TRSPRT-INTRASTATE-MO TOLL  
 5084217 SWITCHED ACCESS-LOCAL TRANSPORT-LIDB INTRASTATE  
 5084220 NET SWITCHED ACC-END OFFICE-LINE TERM-INTRASTATE-F  
 5084226 SWTCHD ACCS-END OFFICE-LINE TERM-INTRAS-MO TOLL P  
 25 5084230 NET SWITCHED ACC-LOCAL SWITCHING-INTRASTATE\* PRE  
 5084231 NET SWITCHED ACCESS-LOCAL SWITCHING-INTRA/INTRA  
 5084232 SWTCHD ACC-END OFF-LOCAL SWITCHING-INTRAS-FGB NO  
 5084233 SWTCHD ACC-END OFF-LOCAL SWITCHING-INTRAS-FGC PR  
 5084234 SWTCHD ACC-END OFF-LOCAL SWITCHING-INTRAS-INTERIM  
 30 5084235 SWITCH ACCESS-LOCAL SWITCH-INTRALATA CELLULAR  
 5084236 SWTCHD ACC-END OFF-LOCAL SWITCHING-INTRAS-MO TOL  
 5084240 NET SWITCHED ACC-TRAFFIC INTERCEPT-INTRASTATE-FGB  
 5084241 SWITCHED-TRAFFIC INTER-INTRASTATE-FGA REVENUE SHA  
 5084244 SWTCHD ACCESS-TRAFFIC INTERCEPT-INTRAS-INTERIM 80  
 35 5084250 NET SWITCHED ACC INFO SURCHARGE-INTRASTATE\* PREM  
 5084251 NET SWITCHED ACC-INFO SURCHARGE-INTRASTATE INTRA  
 5084252 SWTCHD ACCESS-INFORMATION SURCHARGE-INTRAS-FGB  
 5084253 SWTCHD ACCESS-INFORMATION SURCHARGE-INTRAS-FGC  
 5084254 SWTCHD ACCESS-INFOR SURCHARGE-INTRAS-INTERIM 800  
 40 5084255 SWITCH ACCESS-INFO SURCHGE-INTRALATA CELLULAR  
 5084256 SWTCHD ACCESS-INFOR SURCHARGE-INTRAS-MO TOLL PL  
 5084257 NET SWITCHED ACC-OPERATOR TRANSFER-INTRASTATE  
 5084258 NET SWITCHED ACC-INTRASTATE\*BUSY LINE VERIFICATION  
 5084259 NET SWITCHED ACC-INTRASTATE\*VERIFY WITH INTERRUPT  
 45 5084270 TERM NETWORK ACCESS REVENUE-ITORP  
 5084271 SWITCHED ACCESS-MISC-INTRASTATE FGA REVENUE SHAR  
 5084274 SWITCHED ACCESS-MISC-INTERSTATE-FGD-800 PORTABILI  
 48 5084275 SWITCHED ACCESS-MISC-INTRASTATE-INTRALATA

A

- 1 5084280 NET SWITCHED ACC-INTRASTATE PRESUBSCRIP NONRECU
- 5084300 NET SWITCHED ACC-INTRA BASIC/SIMPLE QUERY CHARGES
- 5084303 SWITCHED ACCESS-INTRASTATE-FGC-SIMPLE DBASE QUER
- 5084304 SWITCHED ACCESS-INTRASTATE-FGD-SIMPLE DBASE QUER
- 5 5084310 NET SWITCHED ACC-INTRA COMPLEX QUERY CHARGES
- 5084314 SWITCHED ACCESS-INTRASTATE-FGD-COMPLEX DBASE QU
- 5084320 NETWORK ACCESS-INTRAST INTRALATA BASIC SIMPLE DAT
- 5084325 SWITCHED ACCESS-INTRASTATE-INTRALATA-SIMPLE DBAS
- 5084350 NET SPECIAL ACC-RECURR FEAT. AND FUNCTIONS-INTRAS
- 10 5084350 NET SPECIAL ACC-RECURR TRANSPORT-INTRASTATE
- 5084370 NET SPECIAL ACC-RECURR SPECIAL ACCESS LINE-INTRAST
- 5084380 NET SPECIAL ACC-NONRECURRING CHARGES-INTRASTATE
- 5084420 SPECIAL ACC-RECURR MISC REVENUE-INTRASTATE
- 5084421 NT SPEC AC-MISC REV-INTRAST-ITORP-STAS
- 15 5084430 NET SPECIAL ACCESS-NONRECURRING MISC REV-INTRAST
- 5084432 SPECIAL ACCESS-NONRECURRING MISC-INTRASTATE-FGB
- 5084433 SPECIAL ACCESS-NONRECURRING MISC-INTRASTATE-FGC
- 5084500 NET SWTCHD ACC-DED TRAN-VOICE GRADE-CHAN MIL TER
- 5084550 NET SWTCHD ACC-ENTRNC FAC-VOICE GRADE-SERV TERM
- 20 5084500 NET SWTCHD ACC-DED TRAN-DS1-CHAN MIL TERM-INTRAST
- 5084650 NET SWTCHD ACC-ENTRNC FAC-DS1-SERVICE TERM-INTRA
- 5084690 NET SWTCHD ACC-ENTRNC FAC-DS1-MULTIPLEXING-INTRA
- 5084700 NET SWTCHD ACC-DED TRAN-DS3-CHAN MIL TERM-INTRAST
- 5084750 NET SWTCHD ACC-ENT FAC-DS3-SERV TERM-INTRA/INTRA-
- 25 5084790 NET SWTCHD ACC-ENTRNC FAC-DS3-MULTIPLEXING-INTRA
- 5084900 NET SWITCHED ACCESS-TANDEM CHARGE-INTRASTATE
- 5084902 SWITCHED ACCESS-TANDEM CHARGE-INTRASTATE-FGB NO
- 5084903 SWITCHED ACCESS-TANDEM CHARGE-INTRASTATE-FGC PR
- 5084910 NET SWITCHED ACCESS-RESIDUAL INTERCON CHARGE-INT
- 30 5084911 LTR RESIDUAL INTERCONN CHANGE (RIC) FGA
- 5084912 LTR RESIDUAL INTERCONN CHARGE (RIC) FGB
- 5084913 NET SWITCHED ACC RESIDUAL INTERCONN CHG INTRA
- 5084914 ITAC - RESIDUAL INTERCONN CHARGE (RIC)
- 5084920 NET SWITCHED ACCESS-COMMON TRANSPORT-INTRASTAT
- 35 5084921 SWITCHED ACCESS-COM TRAN-LT FAC-INTRASTATE-FGA N
- 5084922 SWITCHED ACCESS-COM TRAN-LT FAC-INTRASTATE-FGB N
- 5084923 SWITCHED ACCESS-COM TRAN-LT FAC-INTRASTATE-FGC P
- 5084924 SWITCHED ACCESS-COM TRAN-LT FAC-INTRASTATE-INTERI
- 5084925 SWITCHED ACCESS-COM TRAN-LT FAC-INTRASTATE-INTRAL
- 40 5084930 NET SWITCHED ACCESS-COMM TRANSP-LOCAL TRAN TERM
- 5084931 SWITCHED ACCESS-COM TRAN-LT TERM-INTRASTATE-FGA
- 5084932 SWITCHED ACCESS-COM TRAN-LT TERM-INTRASTATE-FGB
- 5084933 SWITCHED ACCESS-COM TRAN-LT TERM-INTRASTATE-FGC
- 5084934 SWITCHED ACCESS-COM TRAN-LT TERM-INTRASTATE-INTE
- 45 5084935 SWITCHED ACCESS-COM TRAN-LT TERM-INTRASTATE INTR
  
- 5100110 L.D. MESSAGE-BILLED INTERNATIONAL/IXC 000
- 5100111 LONG DISTANCE-BILLED-INTERSTATE/INTERLATA-ZERO PLU
- 48 5100112 LONG DISTANCE-BILLED-INTERSTATE/INTERLATA-EXCEL TE

- 1 5100113 "MTS-INTERSTATE INTERLATA-OTHER IXC
- 5100119 LD-MESSAGE-BILLED-INTER/INTER
- 5100120 MESSAGE TOLL TELEPHONE INTERSTATE DAK (DR)
- 5100121 LONG DISTANCE-DAK-INTERSTATE/INTERLATA-ZERO PLUS
- 5 5100122 LONG DISTANCE-DAK-INTERSTATE/INTERLATA-EXCEL TELE
- 5100123 "MTS DAK-INTER/INTER-OTHER IXC
- 5100129 LONG DISTANCE-DAK-INTERSTATE/INTERLATA
- 5100210 MTS-INTERSTATE INTRALATA-UTS-TN
- 5100211 MTS-INTERSTATE INTRALATA-UTS-VA
- 10 5100212 LONG DISTANCE-BILLED-INTERSTATE/INTRALATA-EXCEL TE
- 5100216 INTER/INTRALATA-MTS-CMDS
- 5100220 DAK-INTERSTATE-INTRALATA
- 5100221 DAK-INTER/INTRA-VA-UTS
- 5100222 LONG DISTANCE-DAK-INTERSTATE/INTRALATA-EXCEL TELE
- 15 5100227 MTS DAK INTER/INTRA-EXCEL-0752
- 5100229 LONG DISTANCE-DAK-INTERSTATE/INTRALATA
- 5100230 LONG DISTANCE-DAK-INTERSTATE/INTRALATA
- 5100231 INTERSTATE/INTRALATA MESSAGE TOLLS-UNBILLABLES-VA
- 5100295 LONG DISTANCE MESSAGE REVENUE RESERVE-IXC
- 20 5100296 LONG DIST - MESSAGE (INTERSTATE/INTRALATA) RESERVE
- 5100297 LONG DISTANCE MSG-INTER/INTRA-REV RES-94
- 5100298 1X SERVICES TURN-AROUND
- 5100310 LONG DISTANCE-INTRASTATE/INTERLATA-OAN
- 5100311 LONG DISTANCE-INTRASTATE/INTERLATA-ZERO PLUS
- 25 5100312 LONG DISTANCE-INTRASTATE/INTERLATA-EXCEL TELECOM
- 5100313 "INTRASTATE/INTERLATA-MESSAGE TOLLS
- 5100320 LONG DISTANCE-DAK-INTRASTATE/INTERLATA-OAN
- 5100321 LONG DISTANCE-DAK-INTRASTATE/INTERLATA-ZERO PLUS
- 5100322 "MTS DAK INTRA/INTER-OTHER
- 30 5100323 "MTS DAK INTRA/INTER-OTHER
- 5100329 LONG DISTANCE-DAK-INTRASTATE/INTERLATA
- 5100410 L.D.-MSG-BILLED-INTRA/INTRALATA\*MSG TOLL-HIGH COST F
- 5100411 MTS-INTRASTATE INTRALATA-UTS-VA
- 5100412 "MTS-INTRASTATE INTRALATA-UTS-OTHER
- 35 5100413 LONG DISTANCE-INTRASTATE/INTRALATA-TBS
- 5100415 INTRASTATE/INTRALATA OCP TELESaver III
- 5100416 INTRA/INTRALATA-MTS-CMDS
- 5100420 L.D.-MESSAGE-DAKS NET-INTRASTATE/INTRALATA\*BUS
- 5100421 DAK-INTRA/INTRA-VA-UTS
- 40 5100422 "DAK-INTRASTATE INTRALATA
- 5100429 LONG DISTANCE-DAK-INTRASTATE/INTRALATA
- 5100430 INTRA/INTRALATA-MESSAGE TOLLS-UNBILLABLES
- 5100432 INTRASTATE/INTRALATA MESSAGE TOLLS-UNBILLABLES-VA
- 5100440 LONG DISTANCE-INTRASTATE/INTRALATA-OPERATOR SURC
- 45 5100441 LD-MESS SETTLEMENTS-NV BELL-INTRA/INTRA
- 46 5110100 LD-UNIDIR-SETT & OTH-INTERSTATE/INTERLATA
- 47 5111220 LD-UNIDIR-INWARD-USAGE CHARGES-INTERSTATE/INTRA



5111230 INTER/INTRALATA-WATS BILLED-SERV CONN CHGS-800 SE  
 5111310 INWATS ACCESS LINES-INTRASTATE-CNTL  
 5111410 L.D.-UNIDIRECT-INWARD-MONTH CHRG-INTRASTATE/INTRA  
 5111419 INTRASTATE INTRALATA-OCF REV TOLL-TN  
 5 5111420 OUTWARD-USAGE CHRG-INTRA/INTRA-OPPORTUNITY 800 S  
 5111421 OPP800 REV-USAGE-INTRASTATE INTRALATA-BUS  
 5111422 OPP800 REV-MONTHLY CHG-INTRASTATE INTRALATA-BUS  
 5111426 L.D. - UNIDIR - INWARD USAGE CHARGES - CONTEL  
 5111429 INTRASTATE INTRALATA-REV TOLL USAGE-TN  
 10 5111430 L.D.-UNIDIR-INWARD--SERV CONN-INTRASTATE/INTRA  
  
 5112210 L.D.-UNIDIRECT-OUTWARD-MONTHLY CHRG-INTERSTATE/INT  
 5112220 LD-UNIDIR-OUTWARD-USAGE CHARGES-INTERSTATE/INTRA  
 5112230 L.D.-UNIDIRECT-OUTWARD-SERV CONN-INTERSTATE/INTRA  
 5112260 L.D.-UNDIR-OUTWARD-OPT CALL-BAS-INTERSTATE INTRA  
 15 5112270 L.D.-UNIDIR-OUTWARD-OPT CALL-OUT-INTERSTATE/INTRA  
 5112310 WATS REVENUE-OUTWARD-MO CHARGES-INTRASTATE INT  
 5112410 L.D.-UNIDIRECT-OUTWARD-MONTH CHRG-INTRASTATE/INTR  
 5112420 L.D.-UNIDIRECT-OUTWARD-USAGE CHRG-INTRASTATE/INTR  
 5112421 L.D. - UNIDIR-OUTWARD-USAGE CHGS-INTRASTATE/INTRA  
 20 5112430 L.D.-UNIDIRECT-OUTWARD-SERV CONN-INTRASTATE/INTRA  
 5112460 L.D.-UNIDIR-OUTWARD-OPT CALL-BAS-INTRASTATE/INTRA  
 5112470 L.D.-UNIDIR-OUTWARD-OPT CALL-OVERTIME-INTRASTATE/I  
 5112471 INTRA/INTRALATA-WATS OTHER-OVERTIME  
  
 5121200 L.D. PL TELETYPE-INTERSTATE/INTRALATA  
 25 5121209 INTRA PRIVATE LINE ADJ FOR GEN-CRS USE ONLY  
 5121400 L.D. PL-SUBVOICE-INTRASTATE/INTRALATA  
  
 5122200 L.D. PL VOICE-INTERSTATE/INTRALATA  
 5122400 L.D. PL VOICE-INTRASTATE/INTRALATA  
 5122401 LD-PRIV NET-VOICE-INTRASTATE/INTRALATA  
  
 30 5123200 L.D. PL AUDIO-INTERSTATE/INTRALATA  
 5123400 L.D. PL AUDIO-INTRASTATE/INTRALATA  
  
 5124200 L.D. PL VIDEO-INTERSTATE/INTRALATA  
 5124400 L.D. PL VIDEO-INTRASTATE/INTRALATA  
  
 5128100 L.D. PL-OTHER-INTERSTATE/INTERLATA  
 35 5128200 L.D. PL-OTHER-INTERSTATE/INTRALATA  
 5128300 L.D. PL-OTHER-INTRASTATE  
 5128301 L.D. PL-OTHER-INTRASTATE  
 5128302 LONG DIST-PRIV NET-OTHER-INTRAST-INTERLAT-TRANSLIN  
 5128400 L.D. PL-OTHER-INTRASTATE/INTRALATA  
 40 5128401 L.D.-PRIV NTWK-OTHER-INTRASTATE/INTRALATA  
 5128402 L.D.-PRIV NTWK-OTHER-INTRASTATE/INTRALATA  
 5128408 OTHER PRVT NET INTRA/INTRA-ASHTABULA COUNTY NETW  
 43 5128410 LD-PRIV NTWK OTHER INTRA/INTRA-DIGILINK



E

5126412 LONG DISTANCE PRIVATE NETWORK INTRA INTRA DIGLINK  
5126420 LD-PRIV NTWK OTHER INTRA/INTRA-TRANSLINK  
5126422 LONG DISTANCE PRIVATE NETWORK INTRA INTRA TRNSLNK

5129100 LD PRIV NTWK-SETT/OTHER-INTRASTATE/INTRALATA  
5 5129102 LD-PRIV NETWORK-OTH INTERSTATE-INTERLATA-DEREG A  
5129300 L.D.-PRIV NTWK-SETT/OTHER-INTRASTATE/INTRALATA  
5129400 LD PL-OTHER-INTRASTATE/INTRALATA  
5129401 INTRA/INTRALATA-TOLL PVT. LINE-CONN. CO. CHGS. & CRS.

5160100 OTH LONG DISTANCE-OTH  
10 5160400 OTHER TOLL SERVICE REVENUE TOLL DA IXC 000  
5160401 CNTL-OTHER LD REV-BUSY VERIFI/INTERRUP - INTRA  
5160402 "OTHER TOLL SERVICE REVENUES & DA  
5160403 "OTHER TOLL SERVICE REVENUES & DA

5169100 OTHER LONG DISTANCE - REV SETT-INTERSTATE/INTERLAT  
15 5169300 OTHER LONG DISTANCE-REV SETT-INTRASTATE/INTERL/INT

5230100 YELLOW PAGES  
5230200 NATIONAL & FOREIGN ADVERTISING  
5230300 WHITE PAGES\*BUSINESS-ADDITIONAL LISTING REVENUE  
5230301 WHITE PAGE REVENUE\*MISC. BILLING  
20 5230303 RESIDENCE SERVICE - MISC - NON LIST  
5230304 RESIDENCE SERVICE - MISC - NON PUB  
5230305 RESIDENCE SERVICE - MISC - SPL REVERSE TOLL  
5230410 DIRECTORY SALES-INTERSTATE  
5230420 DIRECTORY SALES-INTRA  
25 5230421 DIRECTORY SALES - SECONDARY DELIVERY OF DIRECTOR  
5230422 DIRECTORY SALES  
5230423 DIRECTORY SALES - FOREIGN  
5230510 DIRECTORY COMPENSATION-BASE RATE  
5230511 BASE FEE & OTHER COMPENSATION-CENDON  
30 5230520 DIRECTORY COMPENSATION-BILLING AND COLLECTION RA  
5230530 DIRECTORY COMPENSATION-LISTING RATE-AFFILIATE  
5230540 DIRECTORY COMPENSATION-LISTING RATE-NONAFFILIATE

5240100 RENT REVENUE ATTACHMENTS-CATV-MISC BILLING  
5240101 RENT REVENUE - ATTACHMENTS - CONDUIT LEASE  
35 5240200 RENT REV.-ACC. CHARGE JOINT FACILITY AGREE.  
5240300 RENT REV.-FLOOR SPACE CCT EQ MISC SERV & FAC\*GSA R  
5240301 RATE-OF-RETURN ON SHARED ASSETS  
5240400 RENT REV.-RENTS OTHER\*GSA RENTS  
5240510 MISC-RENT REV-SWITCHED TRANSPORT-INTERSTATE  
40 5240530 MISC RENT REV-SWITCHED TRANS-INTRASTATE-INTRALATA  
5240540 RENT REVENUE SWITCHED TRANSPORT INTRASTATE INTR  
5240540 RENT REVENUE - SPECIAL TRANSPORT - STATE/LATA  
5240710 INTERSTATE IXC LEASE-TRANSMISSION FACILITY-MESSAGE  
44 5240730 INTRASTATE IXC LEASE-TRANSMISSION FACILITY-MESSAGE

A

- 1 5240640 MISC-RENT REVENUE-PHYSICAL COLLOCATION-INTRASTAT
- 5240850 MISC-RENT REVENUE-VIRTUAL COLLOCATION-INTRASTATE
- 5240910 IXC LEASE SPECIAL TRANSMISSTION-INTERSTATE
- 5240930 INTRASTATE IXC LEASE-TRANSMISSION FACILITY-SPECIAL
- 5 5240940 MISC-RENT REVENUE-PHYSICAL COLLOCATION-INTERSTAT
- 5240950 MISC-RENT REVENUE-VIRTUAL COLLOCATION-INTERSTATE
- 5240990 MISC REV-CAPITAL CARRYING CHARGE
  
- 5250200 CORPORATE OPERATIONS REVENUE\*CTLD/UTLD
  
- 5261000 SPECIAL BILLING ARRANGEMENTS REVENUE/SERVICE FEE
- 10 5261002 CUST. OPR. REV.-CPE MAINTENANCE OF SERVICE
  
- 5262100 MISC. REV.-CUSTOMER OPERATIONS
- 5262210 MISC-CUST OPER REV-IXC OPER SERVICE-INTERSTATE
- 5262230 MISC-CUST OPER REV-IXC OPER SERVICE-INTRASTATE
- 5262760 INTERSTATE/INTERLATA PAYST COMMISSION REVENUE-CO
- 15 5262761 PAYSTATION COMM. REV.-INTERSTATEINTERLATA-CHERRY
- 5262762 PATSTATION COMM. REV.-INTERSTATE INTERLATA-CAMP L
- 5262763 PAYSTATION COMM REV-INTERSTATE INTERLATA CONTRA
- 5262770 INTRASTATE/INTERLATA PAYST COMMISSION REVENUE-CO
- 5262771 PAYSTATION COMM. REV.-INTRASTATE INTERLATA-CHERRY
- 20 5262772 PAYSTATION COMM. REV.-INTRASTATE INTERLATA-CAMP L
  
- 5264130 INSUFFICIENT FUNDS CHECK CHARGES
- 5264140 LATE PAYMENT CHARGES-CRB
- 5264150 NON-RETURNED INSTRUMENT CHARGES/PAGERS
- 5264160 RETURNED INSTR CHARGES
- 25 5264161 "RETURNED INSTRUMENT CHG-UTS-VA
- 5264230 IXC LATE PAYMENT CHARGES-INTERSTATE
- 5264400 OTHER\*ADMINISTRATION FEES\*DUAL PARTY
- 5264401 OTHER\*TROUBLE REPORT PROCESSING SERVICES
- 5264402 OTHER OPERATING REVENUE - LIDB ACCESS SERVICE
- 30 5264403 OTHER - E911 SERVICE
- 5264405 OTHER - NON-TARIFFED REGULATED SERVICES
- 5264406 TROUBLE ISOLATION CHARGES
  
- 5270160 MISC.-BILL & COLL-MSG RECORDING-IXC-INTRASTATE
- 5270170 B&C-MSG. RATING-IXC-INTRASTATE
- 35 5270180 B&C-MSG. RECORDING-LEC-INTRASTATE
- 5270260 B&C-MSG. BILLED PROCESSING-INTRASTATE
- 5270270 B&C-BULK BILL PROCESSING-INTRASTATE
- 5270280 B&C-BILL RENDERING-INTRASTATE
- 5270281 BILLING AND COLL - MTS BILLS RENDERED - TRAS/TRAL
- 40 5270290 B&C-END USER ACCT. ACTIVITY-INTRASTATE
- 5270360 B&C-BILLING ANALYSIS SERVICE-INTRASTATE
- 5270460 MISC-B & C-BILLING INFORMATION SVC-INTRASTATE
- 5270470 B&C-MISC INQUIRY SUPPORT SVCS-INTRASTATE
- 44 5270560 B&C-PROGRAM DEVELOPMENT-INTRASTATE

E

- 5270660 B&C-OTHER-INTRASTATE
- 5270710 B&C-MARKETING MESSAGING-INTRASTATE
- 5270720 B&C-PROMOTIONAL MESSAGING-INTRASTATE
- 5270800 MISC-SVC CHG FOR TOLLS PURCHASED - IXC CUSTOMER

E

- 6 5301110 UNCOLL REV-TELE-LOCAL BASIC REVENUE
- 5301111 UNCOL REV - TELE - LOCAL BASIC REV - RECOVERIES-CRED
- 5301120 UNCOLLECTIBLE OPERATING REVENUE - LOCAL NON BASIC
- 5301121 UNCOL REV - LOCAL NON-BASIC REV - RECOVERIES - CRED
- 10 5301210 UNCOLL REV-TELE-NETWORK ACCESS-INTERSTATE EUCL
- 5301211 UNCOL REV - TELE - INTERST SUBSCR LN CHG - RECOVERI
- 5301310 UNCOLL REV-TELE-NETWORK ACCESS-IXC-INTERSTATE
- 5301320 UNCOLL REV-TELE-NETWORK ACCESS-IXC-INTRASTATE
- 5301410 UNCOL-TELE-LD-MTS-INTERSTATE/INTRALATA
- 15 5301411 UNCOL REV-TELE-LONG DIST-MTS-INTERSTATE/INTRALATA
- 5301440 UNCOLLECTIBLE OPERATING REVENUES-DAK-INTERSTATE
- 5301441 INTERSTATE/INTRALATA DAK-VA-UTS
- 5301460 UNCOL-TELE-LD-DAK CORR-MTS-INTRASTATE/INTRALATA
- 5301461 INTERSTATE/INTRALATA UNBILLABLES-VA-UTS
- 20 5301470 UNCOLL OPER REV-UNBILLABLES-INTERSTATE CORR (CR)
- 5301480 UNCOLLECTIBLE REV-IXC-UNBILLED ACCESS AGED INTER
- 5301510 UNCOLL REV-TELE-LONG DIST-MTS-INTRASTATE/INTRALAT
- 5301511 UNCOLL REV-TELE-LD-MTS-INTRA INTRA-RECOVERIES
- 5301520 UNCOL-TELE-LD-WATS-INTRASTATE/INTRALATA
- 25 5301530 UNCOLLECTIBLE REVENUES-INTRASTATE INTRALATA PRIV
- 5301540 UNCOLL-TELE-LONG DIST-DAK-MTS-INTRASTATE/INTRALAT
- 5301541 INTRASTATE/INTRALATA DAK-VA-UTS
- 5301550 UNCOL-TELE-LD-DAK CORR-MTS-INTRASTATE/INTRALATA
- 5301550 UNCOLL-TELE-LONG DIST-UNB-MTS-INTRASTATE/INTRALAT
- 30 5301551 INTRASTATE/INTRALATA UNBILLABLES
- 5301550 UNCOLLECTIBLE REV-IXC UNBILLED ACCESS AGED INTRA
- 5301600 UNCOLLECTIBLE OPERATING REVENUE-DIRECTORY ADVER
- 5301700 UNCOL REV-TELE-MISC BILLING-OTHERS
- 5301820 UNCOLLECTIBLE REVENUES-IXC BILLING SERVICES-INTRAS
- 35 5302000 UNCOLLECTIBLE REVENUES-OTHER

36

37

Note (1) Spread to business products 2 - 5 based on basic revenue.  
 Note (2) Spread to residence and business products 1 - 5 based on basic revenue.  
 Note (3) Spread to IntraLATA Toll (Product 6) and Operator Services (Product 12) based on the number of operator assist calls.

A

Adjusted  
Amount

- 1
- 2
- 3
- 4
- 5
- 6
- 7
- 8
- 9
- 10
- 11
- 5
- 20
- 25
- 30
- 35
- 40
- 41

□

1

5

10

15

20

25

30

35

40

45

E ,

5

10

15

20

25

30

35

40

45

47

L

1

5

10

15

20

25

30

35

40

1  
)

43

46

—

1

5

10

15

20

25

30

35

40

45

49



1912  
1913

1  
5  
10  
15  
20  
25  
30  
35  
40  
45  
48

E

1

5

10

15

20

25

30

35

40

45

48

1

1

5

10

15

20

25

30

35

40

45

48

5

10

15

20

)

25

30

35

40

45

47

206

1

5

10

15

120

25

30

35

40

43

207

1

5

1  
1

10

15

20

)

25

30

35

40

44

1

5

10

15

20

25

30

35

40

44

209

1

5

10

15

20

25

30

35

210



BEFORE THE FLORIDA PUBLIC SERVICE COMMISSION

In re: Petition by MCI Telecommuni- )  
cations Corporation for arbitration ) DOCKET NO. 961230-TP  
with United Telephone Company of )  
Florida and Central Telephone Company )  
of Florida concerning interconnection )  
rates, terms, and conditions, )  
pursuant to the Federal Telecommuni- )  
cations Act of 1996 )  

---

DOCUMENT RESPONSIVE TO DOCUMENT  
REQUEST NO. 8  
(1 page)

	Cost Center	Description	<u>A</u> 1995 Amount	<u>B</u> FCC Account	<u>C</u> Account Percent	<u>D</u> Sprint LECs Percent	<u>E</u> Sprint LECs Amount
1	609124	Carrier Systems		6612.986		100%	
2	609125	Carrier Operations		6612.986		100%	
3	609130	AT&T program Development		6612.986		100%	
4	609150	Channel/Support Consumer Marke		6612.986		100%	
5	609155	Market and Channel Development		6612.986		100%	
6	609156	Business Operations Complex		6612.986		100%	
7					100.00%		

IXC Related:

8	609124	Carrier Systems					
9	609125	Carrier Operations					
10	609130	AT&T program Development					
11		Total IXC Related					
12		Total					
13		IXC Percent of Total					

BEFORE THE FLORIDA PUBLIC SERVICE COMMISSION

In re: Petition by MCI Telecommuni- )  
cations Corporation for arbitration ) DOCKET NO. 961230-TP  
with United Telephone Company of )  
Florida and Central Telephone Company )  
of Florida concerning interconnection )  
rates, terms, and conditions, )  
pursuant to the Federal Telecommuni- )  
cations Act of 1996 )  

---

DOCUMENT RESPONSIVE TO DOCUMENT  
REQUEST NO. 12  
(8 pages)

**PRODUCT MANAGEMENT**

Analysis of 6611.XXX

Company: Sprint Florida - Combined

	<u>A</u>	<u>B</u>	<u>C</u>	<u>D</u>
	Complex Business	Consumer/ Simple Business	Total	Total %
1 Residence Access	0	4,276	4,276	4.09%
2 Simple Business Access	0	1,705	1,705	1.63%
3 Centrex Access	22,941	0	22,941	21.86%
4 Key Access	7,612	0	7,612	7.29%
5 PBX Access	6,217	0	6,217	5.95%
6 Features	0	16,870	16,870	16.15%
7 LMS/EAS Usage	0	1,479	1,479	1.42%
8 IntraLATA Toll	0	5,068	5,068	4.85%
9 Local/Toll Private Line	2,784	0	2,784	2.68%
10 Switched Access	9,264	0	9,264	8.87%
11 Special Access	10,512	0	10,512	10.06%
12 Operator/DA	8,640	3,903	12,543	12.00%
13 Other	0	0	0	0.00%
14 Non-Discounted Services	3,211	0	3,211	3.07%
<b>15</b>	<b>71,181</b>	<b>33,301</b>	<b>104,482</b>	<b>100.00%</b>

Analysis of 6611.986

Account	Description	<u>A</u> Residence Access	<u>B</u> Simple Business Access	<u>C</u> Centrex Access	<u>D</u> Key Access	<u>E</u> PBX Access	<u>F</u> Features	<u>G</u> LMS / EAS Usage	<u>H</u> IntraLATA Toll	<u>I</u> Local / Toll Private Line	<u>J</u> Switched Access	<u>K</u> Special Access	<u>L</u> Operator / Dir. Asst.	<u>M</u> Other	<u>N</u> Non-Discounted Services
Folded Expense Summary 6611.OXX															
6	6611011 PRODUCT MGMT - CONSU														
7	6611012 PRODUCT MGMT - CONSU														
8	6611014 PRODUCT MGMT - CONSU														
4	6611061 PRODUCT MGMT-FORECA														
0	6611062 PRODUCT MGMT-FORECA														
1	6611064 PROD MGMT-FORECASTIN														
2	6611071 PRODUCT MANAGE.-FORE														
3	6611072 PRODUCT MANAGE.-FORE														
7	6611074 PRODUCT MANAGE.-FORE														
25	Sub Total														
26	% Avoided														

A B

Consumer/Simple Business									
Company : Florida		Product Management		Advertising					
		Acct 6611.XXX		Acct 6613.XXX					
1	Residence Access	4276			304,312				
2	Simple Business Access	1705			19,684				
3	Centrex Access	0			0				
4	Key Access	0			0				
5	PBX Access	0			0				
6	Features	16870			1,274,185				
7	LMS/EAS	1479			0				
8	Local Toll	5068			142,715				
9	Private Line	0			9,580				
10	Switched Access	0			0				
11	Special Access	0			0				
12	Operator/DA	3903			0				
13	Other	0			0				
14	Total Hours	33301	100.00%		1,750,586	100.00%			

Note: Other includes activities associated with such things as ISDN, Internet, AIN, Broadband/Mullimedia, One Sprint, etc.

3MCO PRODUCT MANAGEMENT A/C 6611 (1/96-9/96)										
	<u>A</u>		<u>B</u>		<u>C</u>		<u>D</u>		<u>E</u>	
CATEGORY	\$ AMOUNT	%	SUPPORT ALLOCATION		ADJUSTED TOTAL		(@26.02) HOURS		ANNUALIZED HOURS	

1 CENTREX

2 KEY

3 PBX

4 E911

5 SUB-TOTAL

6 SUPPORT

7 TOTAL

214

SPRINT/SOUTHERN OPERATIONS  
GENERAL LEDGER - 89 96  
THIS REPORT WAS PRINTED ON: 10/18/96  
FOCUSED GL9616 SN ID M290149  
JOURNAL / CYCLE 60800492  
BASED ON FINAL G/L FOR 89 96

• Q thru 9/96  
• For all of Coscio Directors

A E C  
RESP GRP DICTR PK  
2562 OTH JONESJ

D  
CODESC  
BUSINESS MARKET SUPPORT

E  
AMOUNT

• Martin  
• McCullers  
• Opnes (G) ~~HT~~

6924	DRM	JONESJ	BRANCH MGR-BUS SALES SERVICE/MAINT	2
6972	DRM	JONESJ	SEAMLESS SPRINT-IND SALES FORCE	3
6974	OTH	JONESJ	VIDEO PRODUCTS	4
9719	DRM	JONESJ	DIRECTOR-BUSINESS MARKET OF	5
9711	DRM	JONESJ	BUSINESS CONTRACTS	6
9714	DRM	JONESJ	<del>REDACTED</del>	7
9715	DRM	JONESJ	<del>REDACTED</del>	8
9719	ENG	MARTIN	IND-SOUTH SYSTEM DESIGNERS	9
9725	ENG	MARTIN	TECHNICAL SUPPORT	10
9729	ISM	MARTIN	SER-S, SEMINOLE/BREVARD/MTLD	11
9735	DRM	JONESJ	BUS PRODUCTS/SERS ADVERTISING	12
9745	DRM	JONESJ	SALES SUPPORT	13
9748	ISM	MCCULLERS	SER-FT, WALTON BEACH	14

355,707.49 15

SUPPORT

~~355,707.49~~





SPRINT/SOUTHERN OPERATIONS  
 GENERAL LEDGER - 09 96  
 THIS REPORT WAS PRINTED ON: 10/18/96  
 FOCEXEC GL9610 IN ID M290149  
 JOURNAL / CYCLE 60500200  
 BASED ON FINAL G/L FOR 09 96

A B C  
 RESP GRP DICTR\_PR

D  
 RCIESC

E  
 AMOUNT

9785 IRM MARTIN BRANCH MGR - FORT LAUDERDALE

1

9786 IRM MARTIN BRANCH MGR - TAMPA

2

9788 ENG MARTIN NETWORKING ENG - MKTG

3

9789 IRM MARTIN BRANCH MGR - CENTRAL FLA - SOUTH

4

9790 DIR MCCOLLERS DIR - BUS SALES SER - NORTH

5


9791 IRM MCCOLLERS BRANCH MGR - STATE GOVERNMENT

6

9797 DIR JONESJ E911

7

TOTAL

TOTAL 

8

- SUPPORT  
 - E 911

→ TO { KEY  
 CENTREX  
 PBX

Est. Annual Hours:		2080								
	<u>7</u>	<u>8</u>	<u>9</u>	<u>10</u>	<u>11</u>	<u>12</u>	<u>13</u>	<u>TOTAL</u>		
<b>Emp! Labor Distr %:</b>	<u>7</u>	<u>8</u>	<u>9</u>	<u>10</u>	<u>11</u>	<u>12</u>	<u>13</u>	<u>TOTAL</u>		
1 Betty Smith						100.00%		100.00%		
2 Debbie Clark						100.00%		100.00%		
3 Christine Clarson						100.00%		100.00%		
4 Traci Thorton								0.00%		
5 Marsha Pokomy								0.00%		
6 Debbie Lynn			33.00%	33.00%	34.00%			100.00%		
7 Jeff Milligan					100.00%			100.00%		
8 Craig Moore			50.00%	50.00%				100.00%		
9 Alan Shields			33.00%	33.00%	34.00%			100.00%		
10 Cathy Lail				50.00%	50.00%			100.00%		
11 Debbie Possack				50.00%	50.00%			100.00%		
12 Danny Boggs				50.00%	50.00%			100.00%		
13 Almetta Bumett				50.00%	50.00%			100.00%		
14 Bob Stumpf				20.00%	20.00%	60.00%		100.00%		
15 Jorge Tous				50.00%	50.00%			100.00%		
16 Brooks Albery								0.00%		
17 Chnstine Buriakos								0.00%		
<b>Employee Hour Distr:</b>	<u>7</u>	<u>8</u>	<u>9</u>	<u>10</u>	<u>11</u>	<u>12</u>	<u>13</u>	<u>TOTAL</u>		
18 Betty Smith	0	0	0	0	0	2080	0	2080		
19 Debbie Clark	0	0	0	0	0	2080	0	2080		
20 Christine Clarson	0	0	0	0	0	2080	0	2080		
21 Traci Thorton	0	0	0	0	0	0	0	0		
22 Marsha Pokomy	0	0	0	0	0	0	0	0		
23 Debbie Lynn	0	0	685	685	707	0	0	2080		
24 Jeff Milligan	0	0	0	0	2080	0	0	2080		
25 Craig Moore	0	0	1040	1040	0	0	0	2080		
26 Alan Shields	0	0	685	685	707	0	0	2080		
27 Cathy Lail	0	0	0	1040	1040	0	0	2080		
28 Debbie Possack	0	0	0	1040	1040	0	0	2080		
29 Danny Boggs	0	0	0	1040	1040	0	0	2080		
30 Almetta Bumett	0	0	0	1040	1040	0	0	2080		
31 Bob Stumpf	0	0	0	416	416	1248	0	2080		
32 Jorge Tous	0	0	0	1040	1040	0	0	2080		
33 Sub-Total Hours:	0	0	2413	8029	9110	7488	0	27040		
34 % Of Total Hours	0.00%	0.00%	8.92%	29.69%	33.69%	27.69%	0.00%	100.00%		
35 Brooks Albery	0	0	186	618	701	576	0	2080		
36 Chnstine Buriakos	0	0	186	618	701	576	0	2080		
37 Grand Total Hours:	0	0	2764	9264	10512	8640	0	31200		

BETTY SMITH

100  
30% 12 75% ~~13~~

DEBBIE CLARK 13

CHRISTINE CARSON 13

TRACI THORNTON

10% ILEC 90% CLEC

MARSHA POKORNY

40% ILEC 60% CLEC

DEBBIE LYNN 9, 10, 11

JEFF MILLIGAN 11

CRAIG MOORE 10, 9

ALLAN SHIELDS 9, 10, 11

CATHY VAIL 11, 10

DEBBIE POSSOR 11, 10

DANNY BOGGS 11, 10

ALMETTE BURNETT 11, 10

BOB STUMPF

10% 20% 30%  
OTHER 13 11 10

JORGE TOBIS

30% CLEC 50% 11 30% 10

CHRISTINE BURLAKOS } SPREAD  
BROOKS ALBERY }

BEFORE THE FLORIDA PUBLIC SERVICE COMMISSION

In re: Petition by MCI Telecommuni- )  
cations Corporation for arbitration ) DOCKET NO. 961230-TP  
with United Telephone Company of )  
Florida and Central Telephone Company )  
of Florida concerning interconnection )  
rates, terms, and conditions, )  
pursuant to the Federal Telecommuni- )  
cations Act of 1996 )  

---

DOCUMENT RESPONSIVE TO DOCUMENT  
REQUEST NO. 13  
(6 pages)

**BAKER EXPENSE STUDY**  
 Analysis of 6012.000  
 Company Spent Florida - Combined

	Complex Business	% of Total	Consumer/ Simple Business	% of Total	Total	% of Total
1 Residence Access	0	0.00%	0	0.00%	0	0.00%
2 Simple Business Access	0	0.00%	0	0.00%	0	0.00%
3 Carrier Access	55,301	20.85%	0	0.00%	55,301	17.48%
4 Key Access	140,851	52.52%	0	0.00%	140,852	44.49%
5 PBX Access	71,852	28.83%	0	0.00%	71,852	22.73%
6 Features	0	0.00%	48,029	99.37%	48,029	15.19%
7 LMS/EAS Usage	0	0.00%	0	0.00%	0	0.00%
8 IntraLATA Toll	0	0.00%	0	0.00%	0	0.00%
9 Local/Toll Private Line	0	0.00%	0	0.00%	0	0.00%
10 Switched Access	0	0.00%	0	0.00%	0	0.00%
11 Special Access	0	0.00%	0	0.00%	0	0.00%
12 Operator/DA	0	0.00%	0	0.00%	0	0.00%
13 Other	0	0.00%	303	0.83%	303	0.10%
14 Non-Discounted Services	0	0.00%	0	0.00%	0	0.00%
	<b>207,004</b>	<b>100.00%</b>	<b>48,332</b>	<b>100.00%</b>	<b>316,137</b>	<b>100.00%</b>

Analysis of 6012.000

Account	Description	Residence Access	Simple Business Access	Carrier Access	Key Access	PBX Access	Features	LMS / EAS Usage	IntraLATA Toll	Local / Toll Private Line	Switched Access	Special Access	Operator / Dt. Assl	Other	Non- Discounted Services	
Avoided Expense Summary 6012.00																
6012011	REGULATED SALES AND SERV	0	0	578,944	1,475,014	253,516	503,651	0	0	0	0	0	0	3,178	0	
6012012	REGULATED SALES AND SERV	0	0	15,468	197,056	88,572	85,800	0	0	0	0	0	0	418	0	
6012014	REGULATED SALES AND SERV	0	0	170,954	434,799	222,110	148,473	0	0	0	0	0	0	937	0	
6012021	SALES ICSC-SAL-NON EXEMPT	0	0	0	0	0	0	0	0	0	0	0	0	0	0	
6012022	SALES ICSC-REN-NON EXEMPT	0	0	0	0	0	0	0	0	31	0	0	0	0	32	
6012024	SALES ICSC - OTHER	0	0	0	0	0	0	0	0	587	0	0	0	0	583	
6012031	SALES-TELEMARKETING IN HQ	0	0	0	0	0	247,853	0	0	0	0	0	0	1,594	0	
6012032	SALES-TELEMARKETING IN HQ	0	0	0	0	0	84,741	0	0	0	0	0	0	408	0	
6012034	SALES-TELEMARKETING IN HQ	0	0	0	0	0	134,345	0	0	0	0	0	0	848	0	
6012041	TELEMARKETING CL - TOUCH T	0	0	0	0	0	99,287	0	0	0	0	0	0	626	0	
6012042	SALES - TELEMARKETING - CON	0	0	0	0	0	0	0	0	0	0	0	0	0	0	
6012044	SALES-TELEMARKETING CONT	0	0	0	0	0	0	0	0	0	0	0	0	0	0	
6012051	SALES ADMINISTRATION SPRIN	0	0	0	0	0	3,399,847	0	0	0	0	0	0	21,441	0	
6012052	SALES ADMINISTRATION SPRIN	0	0	0	0	0	748,481	0	0	0	0	0	0	4,728	0	
6012054	SALES ADMIN OTHER - SORT C	0	0	0	0	0	941,851	0	0	0	0	0	0	5,842	0	
6012061	GENERAL MANAGEMENT SUPP	0	0	0	0	0	0	0	0	0	0	0	0	0	0	
6012062	GENERAL MANAGEMENT SUPP	0	0	0	0	0	0	0	0	0	0	0	0	0	0	
6012064	GENERAL MANAGEMENT SUPP	0	0	2	5	2	2	0	0	0	0	0	0	0	0	
6012321	SALES - COMMISSIONS & BACEN	0	0	0	0	0	0	0	0	0	0	0	0	0	0	
6012322	SALES - COMM & INC PAY - REN	0	0	0	0	0	0	0	0	0	0	0	0	0	0	
6012324	TRAVEL & ENTERTAINMENT - B	0	0	0	0	0	0	0	0	0	0	0	0	0	0	
6012334	MISC SELLING EXPENSE - BMO	0	0	0	0	0	0	0	0	0	0	0	0	0	0	
6012411	ENGINEERING & PROJECT MGMT	0	0	0	0	0	0	0	0	0	0	0	0	0	0	
6012412	ENGINEERING & PROJECT MGMT	0	0	0	0	0	0	0	0	0	0	0	0	0	0	
6012414	ENGINEERING & PROJECT MGMT	0	0	0	0	0	0	0	0	0	0	0	0	0	0	
6012511	BRANCH MANAGEMENT - BMO *	0	0	0	0	0	0	0	0	0	0	0	0	0	0	
6012512	BRANCH MANAGEMENT - BMO *	0	0	0	0	0	0	0	0	0	0	0	0	0	0	
6012514	BRANCH MANAGEMENT - BMO *	0	0	0	0	0	0	0	0	0	0	0	0	0	0	
	Sub Total	0	0	828,786	2,107,774	1,074,209	8,354,311	0	0	588	0	0	0	40,087	478	
	% Total	0.00%	0.00%	7.85%	20.22%	10.33%	81.10%	0.00%	0.00%	0.01%	0.00%	0.00%	0.00%	0.39%	0.01%	
	Avoided Expense	0	0	17,740	45,120	23,050	138,348	0	0	13	0	0	0	860	13	
	% Total	0.00%	0.00%	0.41%	1.05%	0.53%	3.16%	0.00%	0.00%	0.00%	0.00%	0.00%	0.00%	0.02%	0.00%	
	6012.00 GENERAL SERVICE AND LICEN	4,315,352														
	% Avoided	5.17%														
	Avoided Expense	223,145														
	Special Study of 6012.999															
	Center Systems	\$ 12,892,901														
	Center Operations	2,038,951														
	AT&T Program Development	1,440,580														
	Total	16,372,432														

5220

EXP_TYPE	ANAL	ACCOUNT	ACTUAL
SALARIES - PREMIUM	SOXA	66120511	1
SALARIES - REGULAR	SORA	66120110	2
		66120310	3
		66120311	4
		66120511	5
	SORS	66120511	6
*TOTAL EXP_TYPE SALARIES - REGULAR			7
SALES COMMISSIONS	C000	66120141	8
	E000	66120141	9
	M000	66120141	10
	SXVP	66120111	11
	X000	66120141	12
	ZP00	66120141	13
*TOTAL EXP_TYPE SALES COMMISSIONS			14
SUBSCRIP & PUBL	ZSPA	66120144	15
		66120145	16
*TOTAL EXP_TYPE SUBSCRIP & PUBL			17
UTILITIES/ELECTRIC	U000	66120140	18
		66120540	19
	U005	66120140	20
*TOTAL EXP_TYPE UTILITIES/ELECTRIC			21
TOTAL			22

$$\frac{22}{19.99/\text{HR}} = 23$$
  
24

CMO =  
 REP  
 INCENTIVES

EXP_TYPE	ANAL	ACCOUNT	ACTUAL
-----	----	-----	-----
MATERIAL	M000	66120240	1
	M005	66120143	2
		66120144	3
		66120145	4
*TOTAL EXP_TYPE MATERIAL			5
MOTIVATIONAL AWARDS	AAAA	66120146	6
		66120147	7
	AAA5	66120146	8
		66120147	9
	C000	66120114	10
	ED00	66120114	11
		66120115	12
	E005	66120114	13
	F000	66120114	14
		66120115	15
	MCTR	66120114	16
	M000	66120114	17
		66120115	18
	SMLA	66120114	19
		66120146	20
	SML5	66120114	21
		66120146	22
	SORA	66120114	23
		66120115	24
	SXXX	66120146	25
		66120147	26
	ZA00	66120114	27
		66120115	28
	ZC00	66120114	29
		66120115	30
	ZEAA	66120114	31
	ZEAS	66120114	32
	ZEZO	66120114	33
		66120115	34
	ZZZM	66120115	35
*TOTAL EXP_TYPE MOTIVATIONAL AWARDS			36
POSTAGE & FREIGHT	ZP00	66120140	37
		66120144	38
		66120145	39
		66120540	40
		66120541	41
*TOTAL EXP_TYPE POSTAGE & FREIGHT			42
RELOCATION	HM00	66120540	43

A	E	C	5
EXP_TYPE	ANAL	ACCOUNT	ACTUAL
-----	----	-----	-----
ADV/OTH & DIR COVER	ZA00	66120140	1
		66120144	2
		66120440	3
*TOTAL EXP_TYPE ADV/OTH & DIR COVER			4
ALL OTHER	X000	66120140	5
	9CRB	66124140	6
*TOTAL EXP_TYPE ALL OTHER			7
CONTRACTOR	C000	66120140	8
	C005	66120140	9
*TOTAL EXP_TYPE CONTRACTOR			10
CONTRIBUTIONS	ZC00	66120144	11
		66120145	12
*TOTAL EXP_TYPE CONTRIBUTIONS			13
EDUC/TRAINING	T000	66120140	4
		66120541	5
	T005	66120140	16
		66120541	17
*TOTAL EXP_TYPE EDUC/TRAINING			18
EMPLOYEE EXP	E000	66120140	19
		66120144	20
		66120145	21
		66120340	22
		66120541	23
	E005	66120140	24
	ZEZO	66120140	25
*TOTAL EXP_TYPE EMPLOYEE EXP			26
FEEES	F000	66120140	27
		66120144	28
		66120145	29
	F005	66120140	30
*TOTAL EXP_TYPE FEEES			31
MATERIAL	M000	66120140	32
		66120143	33
		66120144	34
		66120145	35



A BMO SALES	B EXPENSE	C (9/24/96 YTD) EXPENSE AMOUNT	D (@ 26.03/M) HOURS	E ANNUALIZED HOURS
1 CENTREX				
2 KEY				
3 PBX				
4				

166

ANNUAL RECURRING REVENUE  
BY CUSTOMER TYPE  
AT 10/02/96

	<i>A</i>	<i>B</i>	<i>C</i>	<i>D</i>	<i>E</i>
	COUNT OF TRUNKS/LINES	ANNUAL REVENUE TRUNKS/LINES	OTHER ANNUAL RECURRING REVENUE	TOTAL ANNUAL RECURRING REVENUE	AVERAGE PER TRUNK/LINE
1 KEY					
2 PBX					
3 CENTREX					
4 TOTALS					

Note: UTF only.

MAXINE }  
AUSTIN } 10/23/96

BEFORE THE FLORIDA PUBLIC SERVICE COMMISSION

In re: Petition by MCI Telecommuni- )  
cations Corporation for arbitration ) DOCKET NO. 961230-TP  
with United Telephone Company of )  
Florida and Central Telephone Company )  
of Florida concerning interconnection )  
rates, terms, and conditions, )  
pursuant to the Federal Telecommuni- )  
cations Act of 1996 )  
\_\_\_\_\_ )

DOCUMENT RESPONSIVE TO DOCUMENT  
REQUEST NO. 14  
(3 pages)

KEY:	0.00 Does Not Apply
	0.00 Calculated to zero

	A Complex Business	B Consumer/ Simple Business	C Other	D Weighted Average *
1 Residence Access	0.00%	17.39%	0.00%	14.20%
2 Simple Business Access	0.00%	1.12%	0.00%	0.91%
3 Centrex Access	45.18%	0.00%	0.00%	6.81%
4 Key Access	0.00%	0.00%	0.00%	0.00%
5 PBX Access	3.77%	0.00%	0.00%	0.57%
6 Features	0.00%	72.79%	0.00%	59.43%
7 LMS/EAS Usage	0.00%	0.00%	0.00%	0.00%
8 IntraLATA Toll	0.00%	0.00%	0.00%	0.00%
9 Local/Toll Private Line	43.88%	8.70%	0.00%	13.72%
10 Switched Access	0.00%	0.00%	0.00%	0.00%
11 Special Access	0.00%	0.00%	0.00%	0.00%
12 Operator/DA	0.00%	0.00%	0.00%	0.00%
13 Other	7.16%	0.00%	100.00%	4.36%
14 Non-Discounted Services	0.00%	0.00%	0.00%	0.00%
15 Grand Total	100.00%	100.00%	100.00%	100.00%

\* Weighted average based upon avoided expenses.

227

Consumer/Simple Business						A	B		
Company : Florida									
	Product Management				Advertising				
	Acct 6611.XXX				Acct 6613.XXX				
Residence Access						17.38%		1	
Simple Business Access						1.12%		2	
Centrex Access						0.00%		3	
Key Access						0.00%		4	
PBX Access						0.00%		5	
Features						72.79%		6	
LMS/EAS						0.00%		7	
Local Toll						8.15%		8	
Private Line						0.55%		9	
Switched Access						0.00%		10	
Special Access						0.00%		11	
Operator/DA						0.00%		12	
Other						0.00%		13	
Total Hours						100.00%		14	
Note: Other Includes ac						ia, One Sprint, etc.			

CONFIDENTIAL

SPRINT/UNITED TELEPHONE-FLORIDA

J  
ADVSIMP XLS  
PACITA DIMACAL

ADVERTISING EXPENSES CONSUMER-ACTUAL VS BUDGET 1996

A COUNT #	B DESCRIPTION	C AUGUST ACTUAL	D AUGUST BUDGET	E VARIANCE	F YTD ACTUAL	G YTD BUDGET	H VARIANCE	I 1996 COMM VIEW	J BUDGET % EXPENDED
--------------	------------------	-----------------------	-----------------------	---------------	--------------------	--------------------	---------------	------------------------	---------------------------

**REGULATED**

1	3.024.0	PRODUCT ADV-COMPLEX-OTHER							
2	3.024.6	NETWORK SERVICES							
3	3.034.0	CONSMPLE BUS-OTHER							
4	3.034.1	CCF							
5	3.034.6	EXPRESS TOUCH (CLASS)							
6	3.044.7	PRODUCT ADV-OTHER SVCS-CALLING CARD							
7	3.044.0	OTHER SERVICES-OTHER							
8	2.114.0	NEWSPAPER & MAGAZINE-OTHER							
9	2.114.1	NEWSPAPER & MAG.-COMMUNITY AFFAIRS							
10	2.114.2	NEWSPAPER & MAG.-INSTITUTIONAL							
11	2.124.0	CUST./NEWS/BILL INSERTS-OTHER							
12	2.124.1	ADVERTISING-CUS/INSERTS-COMM. AFFAIRS							
13	2.124.2	ADV-CUST/NEWS/INSERT-INSTITUTIONAL							
14	2.134.0	ADV-RADIO & TELEVISION-OTHER							
15	2.134.1	RADIO & TV-COMMUNITY AFFAIRS							
16	2.134.2	RADIO & TV-INSTITUTIONAL							
17	2.144.0	PROMOTIONAL ITEMS-OTHER							
18	2.144.1	PROMOTIONAL ITEMS-COMMUNITY AFFAIRS							
19	2.144.2	PROMOTIONAL ITEMS-INSTITUTIONAL							
20		TOTAL REGULATED							

**NON-REGULATED**

1	1.311.M	MESSAGELINE-COMPLEX							
2	1.316.1	INSIDE WIRE							
3	1.316.2	TELEPHONE INSTRUMENTS							
4	1.316.3	MESSAGELINE-SIMPLE							
5	1.321.0	PRODUCT ADVERTISING-OTHER SERVICES							
6	1.321.2	TELEFACTS							
7		TOTAL NON-REGULATED							

**TOTAL ADVERTISING**

28		TOTAL ADVERTISING							
----	--	-------------------	--	--	--	--	--	--	--

2:  
2:  
8

BEFORE THE FLORIDA PUBLIC SERVICE COMMISSION

In re: Petition by MCI Telecommuni- )  
cations Corporation for arbitration ) DOCKET NO. 961230-TP  
with United Telephone Company of )  
Florida and Central Telephone Company )  
of Florida concerning interconnection )  
rates, terms, and conditions, )  
pursuant to the Federal Telecommuni- )  
cations Act of 1996 )  

---

DOCUMENT RESPONSIVE TO DOCUMENT  
REQUEST NO. 15  
(1 page)

NASC Information

		<u>A</u>	<u>B</u>	<u>C</u>	<u>D</u>
		1995 ASRs		Actual Charges	
		Special Access	Switched Access	Amount	Time Period
1	Mid-Atlantic				(Includes CT&T, C-MA, and SE)
2	CT&T				January - December
3	Centel - Mid-Atlantic				
4	North Carolina				
	Virginia				
5	Southeast				(Total Southeast)
6	Tennessee				
7	Virginia				
8	South Carolina				
9	Eastern				(Total Eastern)
10	New Jersey				Mid-February - December
11	Pennsylvania				
12	Great Lakes				(Total Great Lakes)
13	Illinois				Mid-March - December
14	Indiana				
15	Ohio				
16	Midwest				(Total Midwest)
17	Kansas				January - December
18	Minnesota				
19	Missouri				
20	Nebraska				
21	Texas				
22	Wyoming				
23	Nevada				Mid-June - December
24	Northwest				(Total Northwest)
25	Oregon				Mid-June - December
26	Washington				
27	Florida				January - December

Sprint Corporation  
- Proprietary -



BEFORE THE FLORIDA PUBLIC SERVICE COMMISSION

In re: Petition by MCI Telecommuni- )  
cations Corporation for arbitration ) DOCKET NO. 961230-TP  
with United Telephone Company of )  
Florida and Central Telephone Company )  
of Florida concerning interconnection )  
rates, terms, and conditions, )  
pursuant to the Federal Telecommuni- )  
cations Act of 1996 )  

---

DOCUMENT RESPONSIVE TO DOCUMENT  
REQUEST NO. 16  
(3 pages)

Weighted Monthly Tallies

CONFIDENTIAL

	Service Order Processing	Service / Repair Inquires	Billing Inquires	Total	% of Total
1 Residence Access	30,857,016	10,136,840	8,454,983	49,448,839	76.99%
Touchtone *	69,992	37,225	2,733	109,950	0.17%
Total Residence	30,927,008	10,174,065	8,457,716	49,558,789	77.16%
2 Simple Business Access	1,739,925	835,107	465,504	3,040,536	4.73%
Touchtone *	3,947	3,067	150	7,164	0.01%
Total Simple Business	1,743,872	838,174	465,654	3,047,700	4.75%
3 Centrex Access	0	0	0	0	0.00%
4 Key Access	0	0	0	0	0.00%
5 PBX Access	0	0	0	0	0.00%
6 CCF	2,845,106	1,671,896	62,329	4,579,331	7.13%
CLASS	707,970	367,906	21,119	1,116,995	1.74%
Features	3,553,076	2,059,802	83,448	5,696,326	8.67%
7 LMS/EAS Usage	0	0	0	0	0.00%
8 IntraLATA Toll - Intrastate	0	0	1,459,267	1,459,267	2.27%
IntraLATA Toll - Interstate	0	0	0	0	0.00%
Total IntraLATA Toll	0	0	1,459,267	1,459,267	2.27%
9 Toll Private Line	0	0	0	0	0.00%
Local Private Line	0	0	0	0	0.00%
Total Private Line	0	0	0	0	0.00%
10 InterLATA Toll - Intrastate	0	0	0	0	0.00%
InterLATA Toll - Interstate	0	0	2,022,661	2,022,661	3.15%
Total Switched Access	0	0	2,022,661	2,022,661	3.15%
11 Special Access	0	0	0	0	0.00%
12 Operator Svc/Dir Asst	0	0	0	0	0.00%
13 Directory	0	0	0	0	0.00%
Other	0	0	0	0	0.00%
Total Other	0	0	0	0	0.00%
14 Non-Discounted Services					
Directory Advertising	0	0	0	0	0.00%
Equal Access	1,293,013	852,479	284,598	2,440,090	3.80%
	1,293,013	852,479	284,598	2,440,090	3.80%
Grand Total	37,516,969	13,934,520	12,773,364	64,224,853	100.00%
Touchtone *	73,939	40,292	2,883		

\* Assigned to Residence and Simple Business

1995

A

R

C

CONFIDENTIAL

**Residential/Simple Business**

Service Order Processing      Service/Repair Inquiries      Billing Inquiries

- 1 Residential Access Line
- 2 Business Access Line
- 3 Local Private Line
- 4 Touchtone
- 5 Custom Calling Features
- 6 Customer Premise Wire
- 7 MessageLine
- 8 CPE
- 9 ExpressTouch (L & L & S)
- 10 Non-Published/Unlisted
- 11 Equal Access (PIC)
- 12 Miscellaneous Terminal Equipment
- 13 IntraLATA Toll (L & S & S) - (SEE BACK)
- 14 Interstate Toll (L & S & S) - (SEE BACK)
- 15 Other
- 16 Total

TO RES ACC LN  
RMOY 10/17/94 R

**Complex Business**

Service Order Processing      Service/Repair Inquiries      Billing Inquiries

	Service Order Processing	Service/Repair Inquiries	Billing Inquiries
Business Access Line	866,798	599,097	313,551
ABC	406,408	533,276	140,991
Key System	773,643	563,436	192,396
PBX	99,381	106,956	43,819
Switched Link	6,750	4,982	8,678
LPL	68,532	203,717	44,278
TPL	65,597	189,315	60,501
Custom Calling Features	242,827	240,942	7,358
Customer Premise Wire	6,036	12,206	354
MessageLine	121,446	170,631	1,650
CPE - Key System	-	37,494	6,256
CPE - PBX	-	9,801	-
Directory Advertising	34,850	24,806	21,008
Equal Access (PIC)	126,000	198,990	89,178
Miscellaneous Terminal Equipment	43,611	422,190	31,570
IntraLATA Toll - Intrastate	34,674	93,849	31,634
Interstate	69,130	96,744	31,884
<b>Total</b>	<b>2,970,063</b>	<b>3,508,442</b>	<b>1,025,296</b>

231

**Residential/Simple Business**

<u>A</u>	<u>E</u>	<u>C</u>
Service Order Processing	Service/ Repair Inquiries	Billing Inquiries

- 1 Residential Access Line
- 2 Business Access Line
- 3 Local Private Line
- 4 Touchtone
- 5 Custom Calling Features
- 6 Customer Premise Wire
- 7 MessageLine
- 8 CPE
- 9 ExpressTouch
  
- 10 Non-Published/Unlisted
- 11 Equal Access (PIC)
- 12 Miscellaneous Terminal Equipment
- 13 IntraLATA Toll
- 14 Interstate Toll
- 15 Other
  
- 16 Total

**Complex Business**

Service Order Processing	Service/ Repair Inquiries	Billing Inquiries
--------------------------------	---------------------------------	----------------------

- 17 Business Access Line
- 18 ABC
- 19 Key System
- 20 PBX
- 21 Switched Link
- 22 LPL
- 23 TPL
- 24 Custom Calling Features
- 25 Customer Premise Wire
- 26 MessageLine
  
- 27 CPE - Key System
- 28 CPE - PBX
  
- 29 Directory Advertising
- 30 Equal Access (PIC)
- 31 Miscellaneous Terminal Equipment
- 32 InterLATA Toll - Intrastate
- 33 Interstate
  
- 34 Total

232

BEFORE THE FLORIDA PUBLIC SERVICE COMMISSION

In re: Petition by MCI Telecommuni- )  
cations Corporation for arbitration ) DOCKET NO. 961230-TP  
with United Telephone Company of )  
Florida and Central Telephone Company )  
of Florida concerning interconnection )  
rates, terms, and conditions, )  
pursuant to the Federal Telecommuni- )  
cations Act of 1996 )  

---

DOCUMENT RESPONSIVE TO DOCUMENT  
REQUEST NO. 17  
(3 pages)

Weighted Monthly Totals

	Service Order Processing	Service / Repair Inquires	Billing Inquires	Total	% of Total
1 Residence Access	0	0	0	0	0.00%
2 Simple Business Access	886,798	599,097	313,551	1,799,446	23.48%
Touchtone *	0	0	0	0	0.00%
	886,798	599,097	313,551	1,799,446	23.48%
3 Centrex Access	406,408	533,276	140,991	1,082,675	14.12%
Touchtone *	0	0	0	0	0.00%
	406,408	533,276	140,991	1,082,675	14.12%
4 Key Access	773,643	563,436	182,336	1,529,615	19.96%
Touchtone *	0	0	0	0	0.00%
	773,643	563,436	182,336	1,529,615	19.96%
5 PBX Access	99,381	106,966	43,819	250,166	3.26%
Touchtone *	0	0	0	0	0.00%
	99,381	106,966	43,819	250,166	3.26%
6 CCF	242,827	240,842	7,358	491,127	6.41%
CLASS	0	0	0	0	0.00%
Features	242,827	240,842	7,358	491,127	6.41%
7 LMS/EAS Usage	0	0	0	0	0.00%
8 IntraLATA Toll - IntraState	34,674	93,649	31,634	160,357	2.09%
IntraLATA Toll - Interstate	0	0	0	0	0.00%
Total IntraLATA Toll	34,674	93,649	31,634	160,357	2.09%
9 Local Private Line	66,352	203,717	44,278	316,347	4.13%
Toll Private Line	65,557	189,315	60,501	315,413	4.11%
Switched Link	0	0	0	0	0.00%
Total Private Line	133,949	393,032	104,779	631,760	8.24%
10 InterLATA Toll - IntraState	0	0	0	0	0.00%
InterLATA Toll - Interstate	69,130	96,744	31,864	197,758	2.58%
Total Switched Access	69,130	96,744	31,864	197,758	2.58%
11 Special Access	0	0	0	0	0.00%
12 Operator Svc/Dir Asst	0	0	0	0	0.00%
13 WATS	0	0	0	0	0.00%
Other	0	0	0	0	0.00%
Total Other	272,209	586,520	168,547	1,027,276	13.40%
14 Non-Discounted Services					
COCOT	0	0	0	0	0.00%
Public Telephone	0	0	0	0	0.00%
E911	0	0	0	0	0.00%
Touchtone *	0	0	0	0	0.00%
Equal Access	126,000	198,990	89,178	414,168	5.40%
Directory Advertising	34,850	24,806	21,008	80,664	1.05%
	160,850	223,796	110,186	494,832	6.45%
Grand Total	3,082,269	3,437,658	1,145,085	7,665,012	100.00%
Touchtone *	0	0	0		

\* Assigned to Simple Business, Centrex, Key, PBX, COCOT, Public Telephone, E911, and Switched Link.

Commercial Study Weighted Tallies

1995

A

B

C

Service  
Order  
Processing

Service/  
Repair  
Inquiries

Billing  
Inquiries

**Residential/Simple Business**

- 1 Residential Access Line
- 2 Business Access Line
- 3 Local Private Line
- 4 Touchtone
- 5 Custom Calling Features
- 6 Customer Premise Wire
- 7 MessageLine
- 8 CPE
- 9 ExpressTouch
- 10 Non-Published/Unlisted
- 11 Equal Access (PIC)
- 12 Miscellaneous Terminal Equipment
- 13 IntraLATA Toll
- 14 Interstate Toll
- 15 Other
- 16 Total

**Complex Business**

Service  
Order  
Processing

Service/  
Repair  
Inquiries

Billing  
Inquiries

Business Access Line	866,798 ✓	599,097 ✓	313,551 ✓
ABC-CENTREX	408,408 ✓	533,276 ✓	140,891 ✓
Key System	773,843 ✓	563,436 ✓	192,386 ✓
PBX	99,381 ✓	106,866 ✓	43,819 ✓
Switched Link	8,750	4,982	8,878
Private Line	68,532 ✓	203,717 ✓	44,276 ✓
Interstate Toll	65,597 ✓	189,315 ✓	60,501 ✓
Custom Calling Features	242,827 ✓	240,942 ✓	7,358 ✓
Customer Premise Wire	6,036	12,206	354
MessageLine	121,446	170,631	1,650
CPE - Key System	-	37,494	6,256
CPE - PBX	-	8,801	-
Directory Advertising	34,850 ✓	24,806 ✓	21,008 ✓
Equal Access (PIC)	126,000 ✓	188,990 ✓	89,178 ✓
Miscellaneous Terminal Equipment	43,611	422,190	31,570
IntraLATA Toll	34,874 ✓	83,849 ✓	31,634 ✓
Interstate Toll	69,130 ✓	96,744 ✓	31,884 ✓
<b>Total</b>	<b>2,870,083</b>	<b>3,508,442</b>	<b>1,025,296</b>

234

Commercial Study Actual Tallies

1995

<u>A</u>	<u>B</u>	<u>C</u>
Service Order Processing	Service/ Repair Inquiries	Billing Inquiries

**Residential/Simple Business**

- 1 Residential Access Line
- 2 Business Access Line
- 3 Local Private Line
- 4 Touchtone
- 5 Custom Calling Features
- 6 Customer Premise Wire
- 7 MessageLine
- 8 CPE
- 9 ExpressTouch
  
- 10 Non-Published/Unlisted
- 11 Equal Access (PIC)
- 12 Miscellaneous Terminal Equipment
- 13 IntraLATA Toll
- 14 Interstate Toll
- 15 Other
  
- 16 Total

**Complex Business**

Service Order Processing	Service/ Repair Inquiries	Billing Inquiries
--------------------------------	---------------------------------	----------------------

- 17 Business Access Line
- 18 ABC
- 19 Key System
- 20 PBX
- 21 Switched Link
- 22 LPL
- 23 TPL
- 24 Custom Calling Features
- 25 Customer Premise Wire
- 26 MessageLine
  
- 27 CPE - Key System
- 28 CPE - PBX
  
- 29 Directory Advertising
- 30 Equal Access (PIC)
- 31 Miscellaneous Terminal Equipment
- 32 InterLATA Toll - Intrastate
- 33 Interstate
  
- 34 Total

235



BEFORE THE FLORIDA PUBLIC SERVICE COMMISSION

In re: Petition by MCI Telecommuni- )  
cations Corporation for arbitration ) DOCKET NO. 961230-TP  
with United Telephone Company of )  
Florida and Central Telephone Company )  
of Florida concerning interconnection )  
rates, terms, and conditions, )  
pursuant to the Federal Telecommuni- )  
cations Act of 1996 )  

---

DOCUMENT RESPONSIVE TO DOCUMENT  
REQUEST NO. 19  
(1 page)

CUSTOMER PERCEPTION SURVEY

Year - to - Date 1996  
(February - March Only)

As of : 4/30/96

A

B

C

D

E

OTC    RESIDENCE    BUSINESS    TOTAL    % RESIDENCE    % BUSINESS

- 1 UTF
- 2 MWG
- 3 UNC
- 4 UEG
- 5 MAT
- 6 UNW
- 7 CIL
- 8 CNV
- 9 SYSTEM

Sprint Corporation  
- Proprietary -

236

BEFORE THE FLORIDA PUBLIC SERVICE COMMISSION

In re: Petition by MCI Telecommuni- )  
cations Corporation for arbitration ) DOCKET NO. 961230-TP  
with United Telephone Company of )  
Florida and Central Telephone Company )  
of Florida concerning interconnection )  
rates, terms, and conditions, )  
pursuant to the Federal Telecommuni- )  
cations Act of 1996 )  

---

DOCUMENT RESPONSIVE TO DOCUMENT  
REQUEST NO. 28  
(2 pages)

CONFIDENTIAL

ESTIMATE OF INCREMENTAL ADD-BACKS

F G H A B C

	Year 1	Year 2	Year 3	Year 4	Year 5
<b>CORPORATE SUMMARY</b>					
34	System Development				
35	System Development Support				
36	Miscellaneous				
37	Corporate Staff				
38					
39	Demand				
40	Levelized at 10%				
41	Expense				
42	Demand				
43	S / Access Line / Year				

A	B	C	D	E
Year 1	Year 2	Year 3	Year 4	Year 5

<b>SYSTEM DEVELOPMENT</b>			
1	Electronic Bonding		
2	Platform Software	\$ 12,000,000	
3	% IXC		100%
4	Total	\$	-
5	<b>CLEC System Changes</b>		
6	1995 Hours		1,094
7	1996 Hours		17,183
8	1997 Hours (Budget)		104,000
9	1998 Hours (Est.)		85,000
10	1999 Hours (Est.)		60,000
11	2000 Hours (Est.)		
12	MPS Hours - 1996		1,600
13	CRB Hours - 1996		800
14	Labor Rate / Hour	\$	72.00
15			

\$ 1,488,744	\$ 7,967,232	\$ 6,808,292	\$ 5,053,789	\$ 50
--------------	--------------	--------------	--------------	-------

<b>SYSTEM DEVELOPMENT SUPPORT</b>			
16	E&O Manager	78	5% \$
17	E&O Manager	78	20%
18	CASS Manager	76	20%
19	SOE Client Support	76	50%
<b>Operational Billing</b>			
20	1 '78' Manager	78	10%
21	1 '76' Analyst	76	20%
22	1 '75' Analyst	75	30%
23	OTC '75' Analyst	75	5%
24	OTC '75' Analyst	75	5%
25	OTC '75' Analyst	75	5%
26	OTC '75' Analyst	75	5%
27	OTC '75' Analyst	75	5%
28	OTC '75' Analyst	75	5%
29	OTC '75' Analyst	75	5%

<b>MISCELLANEOUS</b>			
30	Western Region	77	10%
31	Eastern Region	77	10%
32	Florida Region	77	10%
33			

CORPORATE STAFF

G A B C D E F

	Factor		
1	National Account Manager	78	100%
.	AVP - Market Management	14	25%
.	Director - Network Products	16	25%
.	Manager - Incremental Studies	78	50%
5	Analyst	77	50%
.	Manager - Incremental Studies	78	25%
.	Director - Federal Reg. Matters	16	50%
.	AVP - Reg. & Ind. Planning	14	50%
.	Manager - Access Planning	78	50%
10	Director - Pricing/Tariffs	16	50%
.	Manager - State Reg. Matters	78	50%
.	Manager - Pricing/Costing Str.	78	50%
.	Manager - State Reg. Matters	78	25%
.	E & O	78	25%
15	Director - Local Corner Markets	16	100%
.	National Account Manager	78	100%
.	National Account Manager	78	100%
.	National Account Manager	78	100%
.	National Account Manager	78	100%
20	Account Manager	77	100%
.	Account Manager	77	100%
.	CLEC Director	16	100%
.	Manager	78	100%
.	Manager	78	100%
25	Manager	78	100%
.	Analyst	76	100%
.	Analyst	76	100%
.	Analyst	76	100%
.	Analyst	76	100%
30	E&O	78	100%
.	E&O	77	100%
.	E&O	77	100%
.	E&O	77	100%
.	E&O	76	100%
35	E&O	76	100%

36

E

	Salary	MIP	Benefits	Total
Salary	75	37		
	76	.		
	77	.		
	78	40		
	16	.		
	15	.		
	14	.		
Benefits				
Inflation			45	

BEFORE THE FLORIDA PUBLIC SERVICE COMMISSION

In re: Petition by MCI Telecommuni- )  
cations Corporation for arbitration ) DOCKET NO. 961230-TP  
with United Telephone Company of )  
Florida and Central Telephone Company )  
of Florida concerning interconnection )  
rates, terms, and conditions, )  
pursuant to the Federal Telecommuni- )  
cations Act of 1996 )  

---

DOCUMENT RESPONSIVE TO DOCUMENT  
REQUEST NO. 34  
(52 pages)

Altamonte Springs, FL	Line Setup LCS	Trunk Setup TCS	Tandem Setup	Fixed Line	Line CCS LSO/LST RLSO/RLST	Trunk CCS TSO/TST	Tandem Trunk CCS	Unit RUT
Cost Study Input								
Host/In Exchange Remotes	0.00024	0.00030	0.00034	2.28	0.00082	0.00081	0.00299	0.0
Out Exchange Remotes	0.00000	0.00000	0.00034	0	0.00000	0.00081	0.00299	0.0

Cost per Call Type  
In Exchange

Intraoffice Within Host (LSO - LCS - LST)	0.001880
Interoffice from Host (LSO - TCS - TSO)	0.001930
Interoffice to Host (LST - TCS - TST)	0.001930
Intraoffice Host to Remote (LSO - LCS - RUT - RLST)	0.002070
Intraoffice Remote to Host (RLSO - RUO - LCS - LST)	0.002070
Intraoffice Within Remote (RLSO - RUO - LCS - RLST)	0.002070
Interoffice from Remote (RLSO - RUO - TCS - TSO)	0.002120
Interoffice to Remote (TST - TCS - RUT - RLST)	0.002120

Out of Exchange

Intraoffice Within Remote (RLSO - RUO - LCS - RLST)	0
Interoffice from Remote (RLSO - RUO - TCS - TSO)	0.00081
Interoffice to Remote (TST - TCS - RUT - RLST)	0.00081

Demand	A	B	C	D
	Total	Host	Remotes In Exch	Remotes Out Exch

Lines	67,049	52,574	14,475		Lines are given
Intraoffice Minutes (Line)					Minutes allocated based on lines
Interoffice Minutes (Trunk)					Minutes allocated based on lines
Total Minutes	161,709,626				

In Exchange Host Remote	Lines	Minutes
(Allocation of Intraoffice MOU)		
Intraoffice (Line)	67,049	
Intraoffice Within Host		
Intraoffice Within Remote		
Host to Remote		

Note: Allocation assumes even distribution within exchange.

AVERAGE RATE DEVELOPMENT - LOCAL SWITCHING

Call Types	Cost	Demand	Cost x Demand
<b>In Exchange</b>			
Intraoffice Within Host	0.001880		
Interoffice to/from Host	0.001930		
Intraoffice Host to/from Remote	0.002070		
Intraoffice Within Remote	0.002070		
Interoffice to/from Remote	0.002120		
Subtotal		161,709,626	317,147
Composite Rate (Orig & Term)			0.001961
<b>Out of Exchange</b>			
Intraoffice Within Remote	0.000000		
Interoffice to/from Remote	0.000810		
Subtotal			#DIV/0!
Composite Rate (Orig & Term)			
		161,709,626	

Altamonte Springs, FL

H B

AVERAGE RATE DEVELOPMENT - END OFFICE INTERCONNECTION (TERMINATING)

In Exchange	Cost	Demand	Cost x Demand	
Interoffice to Host	0.001930			1
Interoffice to Remote	0.002120			2
Subtotal		72,767,753	\$ 143,466	3
Composite Rate (Term)			0.001971	4

RATE SUMMARY

In Exchange	
Port Charge	2.26
Originating Local Switching	0.001961
Terminating Local Switching	0.001961
Tandem Switching	0
Interconnection - Term End Office	0.001971
Out Of Exchange	
Port Charge	0
Originating Local Switching	#DIV/0!
Terminating Local Switching	#DIV/0!
Interconnection - Term End Office	0.000810
Tandem Switching	0.001920



ADDDKE FL	Line Setup	Trunk Setup	Tandem Setup	Fixed Line	Line CCS	Trunk CCS	Tandem Trunk	Unit
Cost Study Input	LCS	TCS			LSO/LST RLSO/RLST	TSO/TST	CCS	CC RUT
Host/In Exchange Remotes	0.00047	0.00054	0.00000	2.28	0.00150	0.00114	0.00000	0.0
Out Exchange Remotes	0.00000	0.00000	0.00000	0	0.00000	0.00114	0.00000	0.0

Cost per Call Type  
In Exchange

Intraoffice Within Host (LSO - LCS - LST)	0.003470
Interoffice from Host (LSO - TCS - TSO)	0.003180
Interoffice to Host (LST - TCS - TST)	0.003180
Intraoffice Host to Remote (LSO + LCS + RUT - RLST)	0.003640
Intraoffice Remote to Host (RLSO + RUO + LCS + LST)	0.003640
Intraoffice Within Remote (RLSO - RUO - LCS + RLST)	0.003640
Interoffice from Remote (RLSO - RUO - TCS - TSO)	0.003550
Interoffice to Remote (TST - TCS - RUT - RLST)	0.003550

Out of Exchange

Intraoffice Within Remote (RLSO - RUO - LCS - RLST)	0
Interoffice from Remote (RLSO + RUO - TCS + TSO)	0.00114
Interoffice to Remote (TST - TCS - RUT - RLST)	0.00114

Demand	A	B	C	D
	Total	Host	Remotes In Exch	Remotes Out Exch

Lines	Minutes	Allocation
1 Intraoffice Minutes (Line)	[REDACTED]	Lines are given
2 Interoffice Minutes (Trunk)	[REDACTED]	Minutes allocated based on lines
Total Minutes	90,027,517	

In Exchange Host/Remote	Lines	Minutes
7 Intraoffice (Line)	49,199	[REDACTED]
8 Intraoffice Within Host		[REDACTED]
9 Intraoffice Within Remote		[REDACTED]
10 Host to Remote		[REDACTED]

Note: Allocation assumes even distribution within exchange.

AVERAGE RATE DEVELOPMENT - LOCAL SWITCHING

Call Types	Cost	Demand	Cost x Demand
<i>In Exchange</i>			
Intraoffice Within Host	0.003470	[REDACTED]	[REDACTED]
Interoffice to/from Host	0.003180	[REDACTED]	[REDACTED]
Intraoffice Host to/from Remote	0.003640	[REDACTED]	[REDACTED]
Intraoffice Within Remote	0.003640	[REDACTED]	[REDACTED]
Interoffice to/from Remote	0.003550	[REDACTED]	[REDACTED]
Subtotal		90,027,517	319,225
Composite Rate (Orig & Term)			0.003546

*Out of Exchange*

19 Intraoffice Within Remote	0.000000	[REDACTED]	[REDACTED]
20 Interoffice to/from Remote	0.001140	[REDACTED]	[REDACTED]
Subtotal			#DIV/0!
Composite Rate (Orig & Term)			
		90,027,517	

Appoka, FL

AVERAGE RATE DEVELOPMENT - END OFFICE INTERCONNECTION (TERMINATING)

In Exchange	Cost	Demand	Cost x Demand	
Interoffice to Host	0.003180	[REDACTED]	\$ [REDACTED]	1
Interoffice to Remote	0.003550	[REDACTED]	\$ [REDACTED]	2
Suptotal		37,287,136	\$ 123,957	3
Composite Rate (Term)			0.003324	4

RATE SUMMARY

In Exchange

Port Charge	2.28
Originating Local Switching	0.003546
Terminating Local Switching	0.003546
Tandem Switching	0
Interconnection - Term End Office	0.003324

Out: Of Exchange

Port Charge	0
Originating Local Switching	#DIV/0!
Terminating Local Switching	#DIV/0!
Interconnection - Term End Office	0.001140
Tandem Switching	0.002820

Bellevue FL	Line Setup LCS	Trunk Setup TCS	Tandem Setup	Fixed Line	Line CCS LSO/LST RLSO/RLST	Trunk CCS TSO/TST	Tandem Trunk CCS	Umbil. CCS RUT/F
Cost Study Input								
Host/In Exchange Remotes	0.00049	0.00058	0.00000	2.28	0.00240	0.00109	0.00000	0.00
Out Exchange Remotes	0.00082	0.00093	0.00000	2.50	0.00133	0.00109	0.00000	0.00
<b>Cost per Call Type</b>								
<b>In Exchange</b>								
Intraoffice Within Host (LSO - LCS - LST)					0.005290			
Interoffice from Host (LSO - TCS - TSO)					0.004070			
Interoffice to Host (LST - TCS - TST)					0.004070			
Intraoffice Host to Remote (LSO - LCS - RUT - RLST)					0.005500			
Intraoffice Remote to Host (RLSO - RUO - LCS - LST)					0.005500			
Intraoffice Within Remote (RLSO - RUO - LCS - RLST)					0.005500			
Interoffice from Remote (RLSO - RUO - TCS - TSO)					0.004280			
Interoffice to Remote (TST - TCS - RUT - RLST)					0.004280			
<b>Out of Exchange</b>								
Intraoffice Within Remote (RLSO - RUO - LCS - RLST)					0.00409			
Interoffice from Remote (RLSO - RUO - TCS - TSO)					0.00396			
Interoffice to Remote (TST - TCS - RUT - RLST)					0.00396			
<b>Demand</b>	<b>A</b>	<b>B</b>	<b>C</b>	<b>D</b>				
	Total	Host	Remotes In Exch	Remotes Out Exch				
Lines	38,923	23,563	7,580	7,580				Lines are given
Intraoffice Minutes (Line)								Minutes allocated based on lines
Interoffice Minutes (Trunk)								Minutes allocated based on lines
Total Minutes	51,915,476							
<b>In Exchange Host Remote</b>	<b>Lines</b>	<b>Minutes</b>						
<b>Allocation of Intraoffice MOU</b>								
Intraoffice (Line)	31,243							
Intraoffice Within Host								
Intraoffice Within Remote								
Host to Remote		9,316,210						
Note: Allocation assumes even distribution within exchange.								
<b>AVERAGE RATE DEVELOPMENT - LOCAL SWITCHING</b>								
Call Types	Cost	Demand	Cost x Demand					
<b>In Exchange</b>								
Intraoffice Within Host	0.005290							
Interoffice to/from Host	0.004070							
Intraoffice Host to/from Remote	0.005500							
Intraoffice Within Remote	0.005500							
Interoffice to/from Remote	0.004280							
Subtotal				203,386				
Composite Rate (Orig & Term)				0.004881				
<b>Out of Exchange</b>								
Intraoffice Within Remote	0.004090							
Interoffice to/from Remote	0.003960							
Subtotal				21,358				
Composite Rate (Orig & Term)				0.004038				
				51,915,476				

Belleview, FL

AVERAGE RATE DEVELOPMENT - END OFFICE INTERCONNECTION (TERMINATING)

In Exchange	Cost	Demand	Cost x Demand	
Interoffice to Host	0.004070			1
Interoffice to Remote	0.004280			2
Subtotal		16,545,922	68,196	3
Composite Rate (Term)			0.004122	7

RATE SUMMARY

In Exchange

Port Charge	2.28
Originating Local Switching	0.004881
Terminating Local Switching	0.004881
Tandem Switching	0
Interconnection - Term End Office	0.004122

Out Of Exchange

Port Charge	2.5
Originating Local Switching	0.004036
Terminating Local Switching	0.004036
Interconnection - Term End Office	0.003960

Tandem Switching	0.002760
------------------	----------

Beverly Hills FL		Line Setup	Trunk Setup	Tandem Setup	Fixed Line	Line CCS	Trunk CCS	Tandem Trunk	Umb. CC
Cost Study Input		LCS	TCS			LSO/LST	TSO/TST	CCS	RUT/
						RLSO/RLST			
Host/In Exchange Remotes	0.00064	0.00077	0.00000	2.28	0.00256	0.00139	0.00000	0.00	
Out Exchange Remotes	0.00106	0.00122	0.00000	2.50	0.00183	0.00139	0.00000	0.00	

Cost per Call Type

In Exchange		
Intraoffice Within Host: (LSO - LCS - LST)		0.005760
Interoffice from Host: (LSO - TCS - TSO)		0.004720
Interoffice to Host: (LST - TCS - TST)		0.004720
Intraoffice Host to Remote (LSO - LCS - RUT - RLST)		0.005880
Intraoffice Remote to Host (RLSO - RUO - LCS - LST)		0.005880
Intraoffice Within Remote (RLSO - RUO - TCS - RLST)		0.005880
Interoffice from Remote (RLSO - RUO - TCS - TSO)		0.004840
Interoffice to Remote (TST - TCS - RUT - RLST)		0.004840
Out of Exchange		
Intraoffice Within Remote (RLSO - RUO - LCS - RLST)		0.00516
Interoffice from Remote (RLSO - RUO - TCS - TSO)		0.00485
Interoffice to Remote (TST - TCS - RUT - RLST)		0.00485

Demand	Total	Host	Remotes In Exch	Remotes Out Exch
--------	-------	------	-----------------	------------------

Lines	31,023	20,783	2,550	7,690	Lines are given
Intraoffice Minutes (Line)					Minutes allocated based on lines
Interoffice Minutes (Trunk)					Minutes allocated based on lines
Total Minutes	31,505,295				

In Exchange Host Remote	Lines	Minutes
(Allocation of Intraoffice MOU)		
Intraoffice (Line)	28,343	
Intraoffice Within Host		
Intraoffice Within Remote		
Host to Remote		

Note: Allocation assumes even distribution within exchange.

AVERAGE RATE DEVELOPMENT - LOCAL SWITCHING

Call Types	Cost	Demand	Cost x Demand
In Exchange			
Intraoffice Within Host:	0.005760		
Interoffice to/from Host:	0.004720		
Intraoffice Host to/from Remote	0.005880		
Intraoffice Within Remote	0.005880		
Interoffice to/from Remote	0.004840		
Subtotal:		23,705,651	127,481
Composite Rate (Orig & Term)			0.005377
Out of Exchange			
Intraoffice Within Remote	0.005160		
Interoffice to/from Remote	0.004850		
Subtotal:		7,799,644	39,340
Composite Rate (Orig & Term)			0.005044
		31,505,295	

Beverly Hills, FL

AVERAGE RATE DEVELOPMENT - END OFFICE INTERCONNECTION (TERMINATING)

In Exchange	Cost	Demand	Cost x Demand
Interoffice to Host	0.004720		
Interoffice to Remote	0.004840		
Subtotal		9,184,230 S	43,470
Composite Rate (Term)			0.004733

RATE SUMMARY

In Exchange

Port Charge	2.26
Originating Local Switching	0.005377
Terminating Local Switching	0.005377
Tandem Switching	0
Interconnection - Term End Office	0.004733

Out Of Exchange

Port Charge	2.5
Originating Local Switching	0.005044
Terminating Local Switching	0.005044
Interconnection - Term End Office	0.004860

Tandem Switching	0.003550
------------------	----------

Cost Study Input	Line Setup LCS	Trunk Setup TCS	Tandem Setup	Fixed Line	Line CCS LSO/LST RLSO/RLST	Trunk CCS TSO/TST	Tandem Trunk CCS	Unit C RUT
Host/In Exchange Remotes	0.00158	0.00177	0.00000	2.28	0.00285	0.00312	0.00000	0.0
Out Exchange Remotes	0.00000	0.00000	0.00000	0	0.00000	0.00312	0.00000	0.0

Cost per Call Type  
In Exchange

Intraoffice Within Host (LSO - LCS - LST)	0.007280
Interoffice from Host (LSO - TCS - TSO)	0.007740
Interoffice to Host (LST - TCS - TST)	0.007740
Intraoffice Host to Remote (LSO + LCS + RUT + RLST)	0.007650
Intraoffice Remote to Host (RLSO + RUO + LCS + LST)	0.007650
Interoffice Within Remote (RLSO - RUO - LCS - RLST)	0.007650
Interoffice from Remote (RLSO - RUO - TCS - TSO)	0.008120
Interoffice to Remote (TST - TCS - RUT - RLST)	0.008120

Out of Exchange

Intraoffice Within Remote (RLSO - RUO - LCS - RLST)	0
Interoffice from Remote (RLSO - RUO - TCS - TSO)	0.00312
Interoffice to Remote (TST - TCS - RUT - RLST)	0.00312

Demand	A Total	E Host	Remotes In Exch	Remotes Out Exch
--------	------------	-----------	--------------------	---------------------

Lines	15,144	10,024	5,120	0
Intraoffice Minutes (Line)	[REDACTED]	[REDACTED]	[REDACTED]	0
Interoffice Minutes (Trunk)	[REDACTED]	[REDACTED]	[REDACTED]	0
Total Minutes	17,094,970			

In Exchange Host/Remote	Lines	Minutes
Allocation of Intraoffice MOU		
Intraoffice (Line)	15,144	[REDACTED]
Intraoffice Within Host		[REDACTED]
Intraoffice Within Remote		[REDACTED]
Host to Remote		[REDACTED]

Note: Allocation assumes even distribution within exchange.

AVERAGE RATE DEVELOPMENT - LOCAL SWITCHING

Call Types	Cost	Demand	Cost x Demand
In Exchange			
Intraoffice Within Host	0.007280	[REDACTED]	[REDACTED]
Interoffice to/from Host	0.007740	[REDACTED]	[REDACTED]
Intraoffice Host to/from Remote	0.007650	[REDACTED]	[REDACTED]
Intraoffice Within Remote	0.007650	[REDACTED]	[REDACTED]
Interoffice to/from Remote	0.008120	[REDACTED]	[REDACTED]
Subtotal		17,094,970	129,957
Composite Rate (Orig & Term)			0.007602

Out of Exchange

Intraoffice Within Remote	0.000000	0	0
Interoffice to/from Remote	0.003120	0	0
Subtotal		0	0
Composite Rate (Orig & Term)			#DIV/0!

17,094,970

Cape Haze, FL

AVERAGE RATE DEVELOPMENT - END OFFICE INTERCONNECTION (TERMINATING)

In Exchange	Cost	Demand	Cost x Demand
Interoffice to Host	0.007740	[REDACTED]	[REDACTED]
Interoffice to Remote	0.008120	[REDACTED]	[REDACTED]
Subtotal		4,949,194	38,943
Composite Rate (Term)			0.007868

RATE SUMMARY

In Exchange	
Port Charge	2.28
Originating Local Switching	0.007602
Terminating Local Switching	0.007602
Tandem Switching	0
Interconnection - Term End Office	0.007868
Out Of Exchange	
Port Charge	0
Originating Local Switching	#DIV/0!
Terminating Local Switching	#DIV/0!
Interconnection - Term End Office	0.003120
Tandem Switching	0.006010



Termin: FL	Line Setup	Trunk Setup	Tandem Setup	Fixed Line	Line CCS	Trunk CCS	Tandem Trunk	Umbil
	LCS	TCS			LSO/LST	TSOTST	CCS	CC
Cost: Study Input:					RLSO/RLST			RUT/#
Host/In Exchange Remotes	0.00080	0.00095	0.00000	2.26	0.00295	0.00153	0.00000	0.00
Out Exchange Remotes	0.00165	0.00185	0.00000	2.83	0.00176	0.00153	0.00000	0.00

Cost per Call Type  
In Exchange

Intraoffice Within Host: (LSO - LCS - LST)	0.005700
Interoffice from Host: (LSO - TCS - TSO)	0.005430
Interoffice to Host: (LST - TCS - TST)	0.005430
Intraoffice Host to Remote: (LSO - LCS - RUT - RLST)	0.005910
Intraoffice Remote to Host: (RLSO - RUO - LCS - LST)	0.005910
Intraoffice Within Remote: (RLSO - RUC - LCS - RLST)	0.005910
Interoffice from Remote: (RLSO - RUO - TCS - TSO)	0.005640
Interoffice to Remote: (TST - TCS - RUT - RLST)	0.005640

Out of Exchange

Intraoffice Within Remote: (RLSO - RUO - LCS - RLST)	0.0063
Interoffice from Remote: (RLSO - RUO - TCS - TSO)	0.00527
Interoffice to Remote: (TST - TCS - RUT - RLST)	0.00527

Demand

	Total	Host	Remotes In Exch	Remotes Out Exch	
Lines	23,401	19,551	1,250	2,550	Lines are given
Intraoffice Minutes (Line)	[REDACTED]	[REDACTED]	[REDACTED]	[REDACTED]	Minutes allocated based on lines
Interoffice Minutes (Trunk)	[REDACTED]	[REDACTED]	[REDACTED]	[REDACTED]	Minutes allocated based on lines
Total Minutes	25,500,823				

In Exchange Host/Remote	Lines	Minutes
Allocation of Intraoffice MDU		
Intraoffice (Line)	20,841	[REDACTED]
Intraoffice Within Host		[REDACTED]
Intraoffice Within Remote		[REDACTED]
Host to Remote		[REDACTED]

Note: Allocation assumes even distribution within exchange.

AVERAGE RATE DEVELOPMENT - LOCAL SWITCHING

Call Types	Cost	Demand	Cost x Demand
<b>In Exchange</b>			
Intraoffice Within Host	0.005700	[REDACTED]	[REDACTED]
Interoffice to/from Host	0.005430	[REDACTED]	[REDACTED]
Intraoffice Host to/from Remote	0.005910	[REDACTED]	[REDACTED]
Intraoffice Within Remote	0.005910	[REDACTED]	[REDACTED]
Interoffice to/from Remote	0.005640	[REDACTED]	[REDACTED]
Subtotal		25,273,520	164,249
Composite Rate (Orig & Term)			0.006251

Out of Exchange

Intraoffice Within Remote	0.006300	[REDACTED]	[REDACTED]
Interoffice to/from Remote	0.005270	[REDACTED]	[REDACTED]
Subtotal		3,227,303	20,295
Composite Rate (Orig & Term)			0.006289
		29,500,823	

Clermont, FL

AVERAGE RATE DEVELOPMENT - END OFFICE INTERCONNECTION (TERMINATING)

In Exchange	Cost	Demand	Cost x Demand
Interoffice to Host	0.005430	[REDACTED]	\$ [REDACTED]
Interoffice to Remote	0.005640	[REDACTED]	\$ [REDACTED]
Subtotal		9,703,473	\$ 52,815
Composite Rate (Term)			0.005443

RATE SUMMARY

In Exchange

Port Charge	2.28
Originating Local Switching	0.005251
Terminating Local Switching	0.005251
Tandem Switching	0
Interconnection - Term End Office	0.005443

Out Of Exchange

Port Charge	2.83
Originating Local Switching	0.005289
Terminating Local Switching	0.005289
Interconnection - Term End Office	0.006270

Tandem Switching	0.004010
------------------	----------

Dept City: FL	Line Setup LCS	Trunk Setup TCS	Tandem Setup	Fixed Line	Line CCS LSO/RLST RLSO/RLST	Trunk CCS TSO/TST	Tandem Trunk CCS	Umbr CC RUT/
Cost Study Input								
Host/In Exchange Remotes	0.00056	0.00076	0.00000	2.28	0.00255	0.00158	0.00000	0.00
Out Exchange Remotes	0.00159	0.00171	0.00000	2.97	0.00182	0.00158	0.00000	0.00

Cost per Call Type

In Exchange

Intraoffice Within Host (LSO - LCS - LST)	0.005760
Interoffice from Host (LSO - TCS - TSO)	0.004910
Interoffice to Host (LST - TCS - TST)	0.004910
Intraoffice Host to Remote (LSO - LCS - RUT - RLST)	0.005830
Intraoffice Remote to Host (RLSO - RUO - LCS - LST)	0.005830
Intraoffice Within Remote (RLSO - RUO - LCS - RLST)	0.005830
Interoffice from Remote (RLSO - RUO + TCS - TSO)	0.004980
Interoffice to Remote (TST - TCS + RUT - RLST)	0.004980

Out of Exchange

Intraoffice Within Remote (RLSO + RUO - LCS - RLST)	0.00538
Interoffice from Remote (RLSO + RUO - TCS - TSO)	0.00525
Interoffice to Remote (TST - TCS - RUT - RLST)	0.00525

Demand	Total	Host	Remotes In Exch	Remotes Out Exch	
Lines	27,373	20,973	1,280	5,120	Lines are given
Intraoffice Minutes (Line)					Minutes allocated based on lines
Interoffice Minutes (Trunk)					Minutes allocated based on lines
Total Minutes	31,424,503				

In Exchange Host Remote

Allocation of Intraoffice MOU:

	Lines	Minutes
Intraoffice (Line)	22,253	
Intraoffice Within Host		
Intraoffice Within Remote		
Host to Remote		

Note: Allocation assumes even distribution within exchange.

AVERAGE RATE DEVELOPMENT - LOCAL SWITCHING

Call Types	Cost	Demand	Cost x Demand
<i>In Exchange</i>			
Intraoffice Within Host	0.005760		
Interoffice to/from Host	0.004910		
Intraoffice Host to/from Remote	0.005830		
Intraoffice Within Remote	0.005830		
Interoffice to/from Remote	0.004980		
Subtotal		25,546,667	140,326
Composite Rate (Orig & Term)			0.005493

*Out of Exchange*

Intraoffice Within Remote	0.006380		
Interoffice to/from Remote	0.005250		
Subtotal		5,877,816	37,273
Composite Rate (Orig & Term)			0.005341
31,424,503			

Dade City, FL

AVERAGE RATE DEVELOPMENT - END OFFICE INTERCONNECTION (TERMINATING)

In Exchange	Cost	Demand	Cost x Demand	
Interoffice to Host	0.004910	[REDACTED]	\$ [REDACTED]	1
Interoffice to Remote	0.004980	[REDACTED]	\$ [REDACTED]	2
Subtotal		8,225,383	\$ 40,420	2
Composite Rate (Term)			0.004914	4

RATE SUMMARY

In Exchange

Port Charge	2.28
Originating Local Switching	0.005493
Terminating Local Switching	0.005493
Tandem Switching	0
Interconnection - Term End Office	0.004914

Out Of Exchange

Port Charge	2.97
Originating Local Switching	0.006341
Terminating Local Switching	0.006341
Interconnection - Term End Office	0.006260

Tandem Switching	0.003540
------------------	----------

Per Myer, FL	Line Setup	Trunk Setup	Tandem Setup	Fixed Line	Line CCS	Trunk CCS	Tandem Trunk	Unit
Cost Study Input	LCS	TCS			LSO/RLST	TST/RLST	CCS	C/RUT
Host/In Exchange Remotes	0.00021	0.00024	0.00029	2.50	0.00076	0.00167	0.00000	0.0
Out Exchange Remotes	0.00000	0.00000	0.00029	0	0.00000	0.00167	0.00000	0.0

Cost per Call Type

In Exchange

Intraoffice Within Host (LSO - LCS - LST)	0.001770
Interoffice from Host (LSO - TCS - TSO)	0.002890
Interoffice to Host (LST - TCS - TST)	0.002890
Intraoffice Host to Remote (LSO - LCS - RUT - RLST)	0.001770
Intraoffice Remote to Host (RLSO - RUO - LCS - LST)	0.001770
Intraoffice Within Remote (RLSO - RUO - LCS - RLST)	0.001770
Interoffice from Remote (RLSO - RUC - TCS - TSO)	0.002890
Interoffice to Remote (TST - TCS - RUT - RLST)	0.002890

Out of Exchange

Intraoffice Within Remote (RLSO - RUO - LCS - RLST)	0
Interoffice from Remote (RLSO - RUO - TCS - TSO)	0.00167
Interoffice to Remote (TST - TCS - RUT - RLST)	0.00167

Demand	Total	Host	Remotes In Exch	Remotes Out Exch
Lines	25,213	25,213	0	0
Intraoffice Minutes (Line)			0	0
Interoffice Minutes (Trunk)			0	0
Total Minutes	80,655,695			

Exchange Host Remote

Allocation of Intraoffice MOU

	Lines	Minutes
Intraoffice (Line)	25,213	
Intraoffice Within Host		
Intraoffice Within Remote		
Host to Remote		

Note: Allocation assumes even distribution within exchange.

AVERAGE RATE DEVELOPMENT - LOCAL SWITCHING

Call Types	Cost	Demand	Cost x Demand
<i>In Exchange</i>			
Intraoffice Within Host	0.001770		
Interoffice to/from Host	0.002890		
Intraoffice Host to/from Remote	0.001770		
Intraoffice Within Remote	0.001770		
Interoffice to/from Remote	0.002890		
Subtotal		80,655,695	176,902
Composite Rate (Orig & Term)			0.002216

*Out of Exchange*

Intraoffice Within Remote	0.000000		
Interoffice to/from Remote	0.001670		
Subtotal		0	0
Composite Rate (Orig & Term)			#DIV/0!

80,655,695

Ft Myers, FL

AVERAGE RATE DEVELOPMENT - END OFFICE INTERCONNECTION (TERMINATING)

In Exchange	Cost	Demand	Cost x Demand
Interoffice to Host	0.002890		\$
Interoffice to Remote	0.002890		\$
Subtotal		32,264,242	\$ 93,244
Composite Rate (Term)			0.002890

RATE SUMMARY

In Exchange

Port Charge	2.5
Originating Local Switching	0.002218
Terminating Local Switching	0.002218
Tandem Switching	0
Interconnection - Term End Office	0.002890

Out Of Exchange

Port Charge	0
Originating Local Switching	#DIV/0!
Terminating Local Switching	#DIV/0!
Interconnection - Term End Office	0.001870

Tandem Switching 0.003980

Label: F	Line Setup LCS	Trunk Setup TCS	Tandem Setup	Fixed Line	Line CCS LSO/LST RLSO/RLST	Trunk CCS TSO/TST	Tandem Trunk CCS	Umbrella CC RUT
Cost Study Input:								
Host/In Exchange Remotes	0.00068	0.00083	0.00000	2.28	0.00277	0.00182	0.00000	0.00
Out Exchange Remotes	0.00131	0.00148	0.00000	2.79	0.00165	0.00182	0.00000	0.00

Cost per Call Type	
<b>In Exchange</b>	
Intraoffice Within Host (LSO - LCS - LST)	0.005220
Interoffice from Host (LSO - TCS - TSO)	0.005420
Interoffice to Host (LST + TCS - TST)	0.005420
Intraoffice Host to Remote (LSO - LCS - RUT - RLST)	0.005370
Intraoffice Remote to Host (RLSO - RUO - LCS - LST)	0.005370
Intraoffice Within Remote (RLSO - RUO - LCS - RLST)	0.005370
Interoffice from Remote (RLSO - RUO - TCS - TSO)	0.005570
Interoffice to Remote (TST + TCS - RUT - RLST)	0.005570
<b>Out of Exchange</b>	
Intraoffice Within Remote (RLSO - RUO - LCS - RLST)	0.005330
Interoffice from Remote (RLSO - RUO - TCS - TSO)	0.005570
Interoffice to Remote (TST + TCS - RUT - RLST)	0.005570

Demand	F		K		Remotes In Exch	Remotes Out Exch
	Total	Host				
Lines	25,970	14,450			2,550	8,950
Intraoffice Minutes (Line)						
Interoffice Minutes (Trunk)						
Total Minutes	29,315,651					

In Exchange Host/Remote	Lines	Minutes
Allocation of Intraoffice MOU		
Intraoffice (Line)	17,010	
Intraoffice Within Host		
Intraoffice Within Remote		
Host to Remote		

Note: Allocation assumes even distribution within exchange.

**AVERAGE RATE DEVELOPMENT - LOCAL SWITCHING**

Call Types	Cost	Demand	Cost x Demand
<b>In Exchange</b>			
Intraoffice Within Host	0.005220		
Interoffice to/from host	0.005420		
Intraoffice Host to/from Remote	0.005370		
Intraoffice Within Remote	0.005370		
Interoffice to/from Remote	0.005570		
Subtotal		19,201,353	115,680
Composite Rate (Orig & Term)			0.006025
<b>Out of Exchange</b>			
Intraoffice Within Remote	0.005330		
Interoffice to/from Remote	0.005570		
Subtotal		10,114,298	54,935
Composite Rate (Orig & Term)			0.005428
		29,315,651	

Labelle, FL

AVERAGE RATE DEVELOPMENT - END OFFICE INTERCONNECTION (TERMINATING)

In Exchange	Cost	Demand	Cost x Demand
Interoffice to Host	0.005420		\$
Interoffice to Remote	0.005570		\$
Subtotal		5,559,019	\$ 30,255
Composite Rate (Term)			0.005443

RATE SUMMARY

In Exchange

Port Charge	2.28
Originating Local Switching	0.005025
Terminating Local Switching	0.006025
Tandem Switching	0
Interconnection - Term End Office	0.005443

Out Of Exchange

Port Charge	2.79
Originating Local Switching	0.005428
Terminating Local Switching	0.005428
Interconnection - Term End Office	0.005670

Tandem Switching 0.004470



Cypress Lake FL	Line Setup LCS	Trunk Setup TCS	Tandem Setup	Fixed Line	Line CCS LSO/RLST	Trunk CCS TSO/TST	Tandem Trunk CCS	Umbil CC RUT/R
Cost Study Input								
Host/In Exchange Remotes	0.00038	0.00043	0.00000	2.52	0.00085	0.00076	0.00000	0.00
Out Exchange Remotes	0.00000	0.00000	0.00000	0	0.00000	0.00076	0.00000	0.00

Cost per Call Type

In Exchange

Intraoffice Within Host (LSO - LCS - LST)	0.002080
Interoffice from Host (LSO - TCS - TSO)	0.002040
Interoffice to Host (LST - TCS - TST)	0.002040
Intraoffice Host to Remote (LSO - LCS - RUT - RLST)	0.002260
Intraoffice Remote to Host (RLSO - RUO - LCS - LST)	0.002260
Intraoffice Within Remote (RLSO - RUO - LCS - RLST)	0.002260
Interoffice from Remote (RLSO - RUO - TCS - TSO)	0.002220
Interoffice to Remote (TST - TCS - RUT - RLST)	0.002220

Out of Exchange

Intraoffice Within Remote (RLSO - RUO - LCS - RLST)	0
Interoffice from Remote (RLSO - RUO - TCS - TSO)	0.00076
Interoffice to Remote (TST - TCS - RUT - RLST)	0.00076

Demand

	Total	Host	Remotes In Exch	Remotes Out Exch	
Lines	41,259	27,179	14,080	0	Lines are given.
Intraoffice Minutes (Line)					Minutes allocated based on lines
Interoffice Minutes (Trunk)					Minutes allocated based on lines
Total Minutes	106,413,702				

In Exchange Host Remote

Allocation of Intraoffice MOU	Lines	Minutes
Intraoffice (Line)	41,259	
Intraoffice Within Host		
Intraoffice Within Remote		
Host to Remote		

Note: Allocation assumes even distribution within ex

AVERAGE RATE DEVELOPMENT - LOCAL SWITCHING

Call Types	Cost	Demand	Cost x Demand
<i>In Exchange</i>			
Intraoffice Within Host	0.002080		
Interoffice to/from Host	0.002040		
Intraoffice Host to/from Remote	0.002260		
Intraoffice Within Remote	0.002260		
Interoffice to/from Remote	0.002220		
Subtotal		106,413,702	228,635
Composite Rate (Orig & Term)			0.002149

*Out of Exchange*

Intraoffice Within Remote	0.000000		
Interoffice to/from Remote	0.000760		
Subtotal		0	0
Composite Rate (Orig & Term)			#DIV/0!
		106,413,702	

Cypress Lake, FL

AVERAGE RATE DEVELOPMENT - END OFFICE INTERCONNECTION (TERMINATING)

In Exchange	Cost	Demand	Cost x Demand
Interoffice to Host	0.002040		\$
Interoffice to Remote	0.002220		\$
Subtotal		44,052,487	\$ 92,657
Composite Rate (Term)			0.002101

RATE SUMMARY

In Exchange	
Port Charge	2.52
Originating Local Switching	0.002149
Terminating Local Switching	0.002149
Tandem Switching	0
Interconnection - Term End Office	0.002101
Out Of Exchange	
Port Charge	0
Originating Local Switching	#DIV/0!
Terminating Local Switching	#DIV/0!
Interconnection - Term End Office	0.000760
Tandem Switching	0.001950

Leesburg, Fla.	Line Setup LCS	Trunk Setup TCS	Tandem Setup	Fixed Line	Line CCS LSO/LST RLSO/RLST	Trunk CCS TSO/TST	Tandem Trunk CCS	Umbril. CCS RUT/R
Cost Study Input								
Host/In Exchange Remotes	0.00044	0.00049	0.00058	2.28	0.00173	0.00126	0.00362	0.001
Out Exchange Remotes	0.00113	0.00118	0.00056	2.91	0.00124	0.00126	0.00362	0.001
Cost per Call Type								
In Exchange								
Intraoffice Within Host (LSO - LCS - LST)					0.003900			
Interoffice from Host (LSO - TCS - TSO)					0.003500			
Interoffice to Host (LST - TCS - TST)					0.003500			
Intraoffice Host to Remote (LSO - LCS - RUT - RLST)					0.004080			
Intraoffice Remote to Host (RLSO - RUO - LCS - LST)					0.004080			
Intraoffice Within Remote (RLSO - RUO - LCS - RLST)					0.004080			
Interoffice from Remote (RLSO - RUO - TCS - TSO)					0.003680			
Interoffice to Remote (TST - TCS - RUT - RLST)					0.003680			

Out of Exchange				
Intraoffice Within Remote (RLSO - RUO - LCS - RLST)				0.00435
Interoffice from Remote (RLSO - RUO - TCS - TSO)				0.00444
Interoffice to Remote (TST - TCS - RUT - RLST)				0.00444

Demand	Total	Host	Remotes In Exch	Remotes Out Exch	
Lines	49,878	35,796	7,660	6,400	Lines are given
1 Intraoffice Minutes (Line)					Minutes allocated based on lines
2 Interoffice Minutes (Trunk)					Minutes allocated based on lines
Total Minutes	76,175,983				

In Exchange Host/Remote	Lines	Minutes
Allocation of Intraoffice MOU		
7 Intraoffice (Line)	49,878	
8 Intraoffice Within Host		
9 Intraoffice Within Remote		
10 Host to Remote		

Note: Allocation assumes even distribution within exchange.

AVERAGE RATE DEVELOPMENT - LOCAL SWITCHING

Call Types	Cost	Demand	Cost x Demand
<b>In Exchange</b>			
10 Intraoffice Within Host	0.003900		
20 Interoffice to/from Host	0.003500		
21 Intraoffice Host to/from Remote	0.004080		
22 Intraoffice Within Remote	0.004080		
23 Interoffice to/from Remote	0.003680		
Subtotal		56,401,608	252,544
Composite Rate (Orig & Term)			0.003803
<b>Out of Exchange</b>			
29 Intraoffice Within Remote	0.004350		
30 Interoffice to/from Remote	0.004440		
31 Subtotal		9,774,375	42,835
Composite Rate (Orig & Term)			0.004383
		76,175,983	

Leesburg, FL

AVERAGE RATE DEVELOPMENT - END OFFICE INTERCONNECTION (TERMINATING)

In Exchange	Cost	Demand	Cost x Demand	
Interoffice to Host	0.003500	[REDACTED]	\$ [REDACTED]	1
Interoffice to Remote	0.003680	[REDACTED]	\$ [REDACTED]	2
Subtotal		24,101,174	\$ 85,120	3
Composite Rate (Term)			0.003532	-

RATE SUMMARY

In Exchange	
Port Charge	2.28
Originating Local Switching	0.003603
Terminating Local Switching	0.003803
Tandem Switching	0
Interconnection - Term End Office	0.003532
Out Of Exchange	
Port Charge	2.91
Originating Local Switching	0.004363
Terminating Local Switching	0.004363
Interconnection - Term End Office	0.004440
Tandem Switching	0.003050

Lehigh Acres FL	Line Setup LCS	Trunk Setup TCS	Tandem Setup	Fixed Line	Line CCS LSO/LST RLSO/RLST	Trunk CCS TSO/TST	Tandem Trunk CCS	Umbil CC RUT#
Cost Study Input								
Host/In Exchange Remotes	0.00065	0.00076	0.00000	2.28	0.00245	0.00145	0.00000	0.00
Out of Exchange Remotes	0.00000	0.00000	0.00000	0	0.00000	0.00145	0.00000	0.00

Cost per Call Type  
In Exchange

Intraoffice Within Host (LSO - LCS - LST)	0.005550
Interoffice from Host (LSO - TCS - TSO)	0.004650
Interoffice to Host (LST + TCS + TST)	0.004650
Intraoffice Host to Remote (LSO - LCS - RUT - RLST)	0.005550
Intraoffice Remote to Host (RLSO + RUO + LCS - LST)	0.005550
Intraoffice Within Remote (RLSO - RUO - LCS - RLST)	0.005550
Interoffice from Remote (RLSO - RUO - TCS - TSO)	0.004650
Interoffice to Remote (TST + TCS - RUT - RLST)	0.004650

Out of Exchange

Intraoffice Within Remote (RLSO - RUO - LCS - RLST)	0
Interoffice from Remote (RLSO - RUO - TCS - TSO)	0.00145
Interoffice to Remote (TST + TCS - RUT - RLST)	0.00145

Demand

	Total	Host	Remotes In Exch	Remotes Out Exch	
Lines	19,766	19,766	0	0	Lines are given
Intraoffice Minutes (Line)					Minutes allocated based on lines
Interoffice Minutes (Trunk)					Minutes allocated based on lines
Total Minutes	28,022,959				

In Exchange Host Remote

	Lines	Minutes
(Allocation of Intraoffice MOU)		
Intraoffice (Line)	19,766	
Intraoffice Within Host		
Intraoffice Within Remote		
Host to Remote		

Note: Allocation assumes even distribution within exchange.

AVERAGE RATE DEVELOPMENT - LOCAL SWITCHING

Call Types	Cost	Demand	Cost x Demand
<i>In Exchange</i>			
Intraoffice Within Host	0.005550		
Interoffice to/from Host	0.004650		
Intraoffice Host to/from Remote	0.005550		
Intraoffice Within Remote	0.005550		
Interoffice to/from Remote	0.004650		
Subtotal		28,022,959	135,740
Composite Rate (Orig & Term)			0.005216

Out of Exchange

Intraoffice Within Remote	0.000000		
Interoffice to/from Remote	0.001450		
Subtotal		0	0
Composite Rate (Orig & Term)			#DIV/0!

28,022,959

Lehigh acres, FL

AVERAGE RATE DEVELOPMENT - END OFFICE INTERCONNECTION (TERMINATING)

In Exchange	Cost	Demand	Cost x Demand
Interoffice to Host	0.004660		1
Interoffice to Remote	0.004660		2
Subtotal		9,761,168	45,487
Composite Rate (Term)			0.004660

RATE SUMMARY

In Exchange	
Port Charge	2.28
Originating Local Switching	0.005216
Terminating Local Switching	0.005216
Tandem Switching	0
Interconnection - Term End Office	0.004660
Out Of Exchange	
Port Charge	0
Originating Local Switching	#DIV/0!
Terminating Local Switching	#DIV/0!
Interconnection - Term End Office	0.001450
Tandem Switching	0.003550

North For Meyers FL

Line	Trunk	Tandem	Fixed	Line	Trunk	Tandem	Umb
Setup	Setup	Setup	Line	CCS	CCS	Trunk	CC
LCS	TCS			LSO/LST	TSO/TST	CCS	RUT
				RLSO/RLST			
Cost Study Input							
Host/In Exchange Remotes	0.00089	0.00104	0.00000	2.69	0.00178	0.00216	0.00000
Out Exchange Remotes	0.00000	0.00000	0.00000	0	0.00000	0.00216	0.00000

Cost per Call Type

In Exchange							
Intraoffice Within Host (LSO - LCS - LST)					0.004450		
Interoffice from Host (LSO - TCS - TSO)					0.004980		
Interoffice to Host (LST - TCS - TST)					0.004980		
Intraoffice Host to Remote (LSO - LCS - RUT - RLST)					0.004710		
Intraoffice Remote to Host (RLSO - RUO - LCS - LST)					0.004710		
Intraoffice Within Remote (RLSO - RUO - LCS - RLST)					0.004710		
Interoffice from Remote (RLSO - RUO - TCS - TSO)					0.005240		
Interoffice to Remote (TST - TCS - RUT - RLST)					0.005240		
Out of Exchange							
Intraoffice Within Remote (RLSO - RUO - LCS - RLST)					0		
Interoffice from Remote (RLSO - RUO - TCS - TSO)					0.00216		
Interoffice to Remote (TST - TCS - RUT - RLST)					0.00216		

Demand

	Total	Host	Remotes In Exch	Remotes Out Exch	
Lines	19,200	14,080	5,120	0	Lines are given
Intraoffice Minutes (Line)					Minutes allocated based on lines
Interoffice Minutes (Trunk)					Minutes allocated based on lines
Total Minutes					

In Exchange Host Remote

Allocation of Intraoffice MOU	Lines	Minutes
Intraoffice (Line)	19,200	
Intraoffice Within Host		
Intraoffice Within Remote		
Host to Remote		

Note: Allocation assumes even distribution within exchange

AVERAGE RATE DEVELOPMENT - LOCAL SWITCHING

Call Types	Cost	Demand	Cost x Demand
In Exchange			
Intraoffice Within Host	0.004450		
Interoffice to/from Host	0.004980		
Intraoffice Host to/from Remote	0.004710		
Intraoffice Within Remote	0.004710		
Interoffice to/from Remote	0.005240		
Subtotal		24,296.053	116.206
Composite Rate (Orig & Term)			0.004783

Out of Exchange

Intraoffice Within Remote	0.000000		
Interoffice to/from Remote	0.002160		
Subtotal			
Composite Rate (Orig & Term)			#DIV/0!
		24,296.053	

North Fort Meyers, FL

AVERAGE RATE DEVELOPMENT - END OFFICE INTERCONNECTION (TERMINATING)

In Exchange	Cost	Demand	Cost x Demand
Interoffice to Host	0.004980		\$
Interoffice to Remote	0.005240		\$
Subtotal		10,786,530	\$ 54,465
Composite Rate (Term)			0.005049

RATE SUMMARY

In Exchange	
Port Charge	2.69
Originating Local Switching	0.004783
Terminating Local Switching	0.004783
Tandem Switching	0
Interconnection - Term End Office	0.005049
Out Of Exchange	
Port Charge	0
Originating Local Switching	#DIV/0!
Terminating Local Switching	#DIV/0!
Interconnection - Term End Office	0.002160
Tandem Switching	0.005350



Norm: Naples FL	Line Setup	Trunk Setup	Tandem Setup	Fixed Line	Line CCS	Trunk CCS	Tandem Trunk	Umb: CC
Cost: Study Input:	LCS	TCS			LSO/LST	TSOTST	CCS	RUT#
					RLSO/RLST			
Host/In Exchange Remotes	0.00064	0.00073	0.00000	2.63	0.00136	0.00128	0.00000	0.00
Out Exchange Remotes	0.00000	0.00000	0.00000	0	0.00000	0.00128	0.00000	0.00

Cost per Call Type  
In Exchange

Intraoffice Within Host (LSO - LCS - LST)	0.003350
Interoffice from Host (LSO - TCS - TSO)	0.003370
Interoffice to Host (LST - TCS - TST)	0.003370
Intraoffice Host to Remote (LSO - LCS - RUT - RLST)	0.003900
Intraoffice Remote to Host (RLSO - RUO - LCS - LST)	0.003900
Intraoffice Within Remote (RLSO - RUO - LCS - RLST)	0.003900
Interoffice from Remote (RLSO - RUO - TCS - TSO)	0.003910
Interoffice to Remote (TST - TCS - RUT - RLST)	0.003910

Out of Exchange

Intraoffice Within Remote (RLSO - RUO - LCS - RLST)	0
Interoffice from Remote (RLSO - RUO - TCS - TSO)	0.00128
Interoffice to Remote (TST - TCS - RUT - RLST)	0.00128

Demand

	Total	Host	Remotes In Exch	Remotes Out Exch	
Lines	37,518	14,478	23,040	0	Lines are given
1 Intraoffice Minutes (Line)					Minutes allocated based on lines
2 Interoffice Minutes (Trunk)					Minutes allocated based on lines
Total Minutes					

In Exchange Host/Remote

(Allocation of Intraoffice MOU)

	Lines	Minutes
7 Intraoffice (Line)	37,518	
8 Intraoffice Within Host		
9 Intraoffice Within Remote		
10 Host to Remote		

Note: Allocation assumes even distribution within exchange

AVERAGE RATE DEVELOPMENT - LOCAL SWITCHING

Call Types	Cost	Demand	Cost x Demand
In Exchange			
Intraoffice Within Host	0.003350		
Interoffice to/from Host	0.003370		
Intraoffice Host to/from Remote	0.003900		
Intraoffice Within Remote	0.003900		
Interoffice to/from Remote	0.003910		
Subtotal		55,857,527	214,463
Composite Rate (Orig & Term)			0.003769

Out of Exchange

Intraoffice Within Remote	0.000000		
Interoffice to/from Remote	0.001280		
Subtotal			
Composite Rate (Orig & Term)			#DIV/0!
		55,857,527	

North Naples, FL

AVERAGE RATE DEVELOPMENT - END OFFICE INTERCONNECTION (TERMINATING)

In Exchange	Cost	Demand	Cost x Demand
Interoffice to Host	0.003370	[REDACTED]	\$ [REDACTED]
Interoffice to Remote	0.003910	[REDACTED]	\$ [REDACTED]
Subtotal		24,262,559	\$ 89,811
Composite Rate (Term)			0.003702

RATE SUMMARY

In Exchange	
Port Charge	2.63
Originating Local Switching	0.003769
Terminating Local Switching	0.003769
Tandem Switching	0
Interconnection - Term End Office	0.003702
Out Of Exchange	
Port Charge	0
Originating Local Switching	#DIV/0!
Terminating Local Switching	#DIV/0!
Interconnection - Term End Office	0.001280
Tandem Switching	0.003290

Local FL	Line Setup LCS	Trunk Setup TCS	Tandem Setup	Fixed Line	Line CCS LSO/RLST	Trunk CCS TSO/TST	Tandem Trunk CCS	Unit CC RUT/R
Cost Study Input								
Host/In Exchange Remotes	0.00045	0.00050	0.00058	2.28	0.00134	0.00086	0.00000	0.00
Out Exchange Remotes	0.00162	0.00165	0.00058	2.57	0.00095	0.00085	0.00000	0.00
<b>Cost per Call Type</b>								
<b>In Exchange</b>								
Intraoffice Within Host (LSO - LCS - LST)					0.003140			
Interoffice from Host (LSO - TCS - TSO)					0.002700			
Interoffice to Host (LST - TCS - TST)					0.002700			
Intraoffice Host to Remote (LSO - LCS + RUT - RLST)					0.003470			
Intraoffice Remote to Host (RLSO - RUO - LCS - LST)					0.003470			
Intraoffice Within Remote (RLSO - RUO - LCS - RLST)					0.003470			
Interoffice from Remote (RLSO - RUO - TCS - TSO)					0.003030			
Interoffice to Remote (TST - TCS + RUT - RLST)					0.003030			
<b>Out of Exchange</b>								
Intraoffice Within Remote (RLSO - RUO - LCS + RLST)					0.00397			
Interoffice from Remote (RLSO - RUO - TCS + TSO)					0.00391			
Interoffice to Remote (TST - TCS - RUT - RLST)					0.00391			
<b>Demand</b>								
	Total	Host	Remotes In Exch	Remotes Out Exch				
Lines	91,956	56,126	33,920	1,920				Lines are given
Intraoffice Minutes (Line)								Minutes allocated based on lines
Interoffice Minutes (Trunk)								Minutes allocated based on lines
Total Minutes	135,088,633							
<b>In Exchange Host Remote</b>								
<b>Allocation of Intraoffice MOU</b>								
Intraoffice (Line)	90,045							
Intraoffice Within Host								
Intraoffice Within Remote								
Host to Remote								
Note: Allocation assumes even distribution within exchange.								
<b>AVERAGE RATE DEVELOPMENT - LOCAL SWITCHING</b>								
Call Types	Cost	Demand	Cost x Demand					
<b>In Exchange</b>								
Intraoffice Within Host	0.003140							
Interoffice to/from Host	0.002700							
Intraoffice host to/from Remote	0.003470							
Intraoffice Within Remote	0.003470							
Interoffice to/from Remote	0.003030							
Subtotal		132,268,350		420,080				
Composite Rate (Orig & Term)				0.003176				
<b>Out of Exchange</b>								
Intraoffice Within Remote	0.003970							
Interoffice to/from Remote	0.003910							
Subtotal		2,820,283		11,142				
Composite Rate (Orig & Term)				0.003951				
		135,088,633						

Ocala, FL

AVERAGE RATE DEVELOPMENT - END OFFICE INTERCONNECTION (TERMINATING)

In Exchange	Cost	Demand	Cost x Demand	
Interoffice to Host	0.002700	[REDACTED]	\$ [REDACTED]	1
Interoffice to Remote	0.003030	[REDACTED]	\$ [REDACTED]	2
Subtotal		42,385,345	\$ 119,709	=
Composite Rate (Term)			0.002824	U

RATE SUMMARY

In Exchange

Port Charge	2.28
Originating Local Switching	0.003176
Terminating Local Switching	0.003176
Tandem Switching	0
Interconnection - Term End Office	0.002824

Out Of Exchange

Port Charge	2.97
Originating Local Switching	0.003951
Terminating Local Switching	0.003951
Interconnection - Term End Office	0.003910

Tandem Switching	0.002220
------------------	----------

<u>Naples Moorings FL</u>	Line Setup	Trunk Setup	Tandem Setup	Fixed Line	Line CCS	Trunk CCS	Tandem Trunk CCS	Umbilic CCS
Cost: Study Input	LCS	TCS			LSO/LST RLSO/RLST	TSO/TST		RUT/RL
Host/In Exchange Remotes	0.00045	0.00050	0.00000	2.46	0.00143	0.00131	0.00000	0.000
Out Exchange Remotes	0.00090	0.00098	0.00000	2.76	0.00138	0.00131	0.00000	0.000

Cost per Call Type

In Exchange

Intraoffice Within Host (LSO - LCS - LST)	0.003210
Interoffice from Host (LSO - TCS - TSO)	0.003240
Interoffice to Host (LST - TCS - TST)	0.003240
Intraoffice Host to Remote (LSO - LCS - RUT - RLST)	0.003570
Intraoffice Remote to Host (RLSO - RUC - LCS - LST)	0.003570
Intraoffice Within Remote (RLSO - RUC - LCS - RLST)	0.003570
Interoffice from Remote (RLSO - RUC - TCS - TSO)	0.003500
Interoffice to Remote (TST - TCS - RUT - RLST)	0.003500

Out of Exchange

Intraoffice Within Remote (RLSO - RUC - LCS - RLST)	0.00445
Interoffice from Remote (RLSO - RUC - TCS - TSO)	0.00445
Interoffice to Remote (TST - TCS - RUT - RLST)	0.00445

Demand	Total	Host	Remotes In Exch	Remotes Out Exch	
Lines	64,157	37,277	21,750	6,120	Lines are given
Intraoffice Minutes (Line)	[REDACTED]	[REDACTED]	[REDACTED]	[REDACTED]	Minutes allocated based on lines
Interoffice Minutes (Trunk)	[REDACTED]	[REDACTED]	[REDACTED]	[REDACTED]	Minutes allocated based on lines
Total Minutes	89,338,371				

In Exchange Host Remote

Allocation of Intraoffice MOU	Lines	Minutes
Intraoffice (Line)	59,037	[REDACTED]
Intraoffice Within Host		[REDACTED]
Intraoffice Within Remote		[REDACTED]
Host to Remote		[REDACTED]

Note: Allocation assumes even distribution within exchange.

AVERAGE RATE DEVELOPMENT - LOCAL SWITCHING

Call Types	Cost	Demand	Cost x Demand
In Exchange			
Intraoffice Within Host	0.003210	[REDACTED]	[REDACTED]
Interoffice to/from Host	0.003240	[REDACTED]	[REDACTED]
Intraoffice Host to/from Remote	0.003570	[REDACTED]	[REDACTED]
Intraoffice Within Remote	0.003570	[REDACTED]	[REDACTED]
Interoffice to/from Remote	0.003500	[REDACTED]	[REDACTED]
Subtotal		82,208,791	280,776
Composite Rate (Orig & Term)			0.003415

Out of Exchange

Intraoffice Within Remote	0.004450	[REDACTED]	[REDACTED]
Interoffice to/from Remote	0.004450	[REDACTED]	[REDACTED]
Subtotal		7,129,580	31,754
Composite Rate (Orig & Term)			0.004454

89,338,371

Naples Moorings, FL

AVERAGE RATE DEVELOPMENT - END OFFICE INTERCONNECTION (TERMINATING)

In Exchange	Cost	Demand	Cost x Demand
Interoffice to Host	0.003240		\$
Interoffice to Remote	0.003500		\$
Subtotal		32,087,307	\$ 107,038
Composite Rate (Term)			0.003336

RATE SUMMARY

In Exchange

Port Charge	2.46
Originating Local Switching	0.003415
Terminating Local Switching	0.003415
Tandem Switching	0
Interconnection - Term End Office	0.003236

Out Of Exchange

Port Charge	2.76
Originating Local Switching	0.004454
Terminating Local Switching	0.004454
Interconnection - Term End Office	0.004460

Tandem Switching	0.003120
------------------	----------

Grand City E	Line Setup LCS	Trunk Setup TCS	Tandem Setup	Fixed Line	Line CCS LSO/LST RLSO/RLST	Trunk CCS TSO/TST	Tandem Trunk CCS	Umb CC RUT
Cost Study Input								
Host/In Exchange Remotes	0.00064	0.00072	0.00000	2.39	0.00132	0.00104	0.00000	0.00
Out Exchange Remotes	0.00000	0.00000	0.00000	0	0.00000	0.00104	0.00000	0.00

Cost per Call Type  
In Exchange

Intraoffice Within Host (LSO - LCS - LST)	0.003280
Interoffice from Host (LSO + TCS - TSO)	0.003080
Interoffice to Host (LST - TCS - TST)	0.003080
Intraoffice Host to Remote (LSO - LCS - RUT - RLST)	0.003670
Intraoffice Remote to Host (RLSO - RUO + LCS + LST)	0.003670
Intraoffice Within Remote (RLSO - RUO - LCS - RLST)	0.003670
Interoffice from Remote (RLSO - RUO - TCS - TSO)	0.003470
Interoffice to Remote (TST - TCS - RUT + RLST)	0.003470

Out of Exchange

Intraoffice Within Remote (RLSO + RUO - LCS - RLST)	0
Interoffice from Remote (RLSO - RUO + TCS - TSO)	0.00104
Interoffice to Remote (TST - TCS - RUT - RLST)	0.00104

Demand

	Total	Host	Remotes In Exch	Remotes Out Exch	
Lines	28,547	13,167	15,380	0	Lines are given
Intraoffice Minutes (Line)				0	Minutes allocated based on lines
Interoffice Minutes (Trunk)				0	Minutes allocated based on lines
Total Minutes	53,919,317				

In Exchange Host Remote

Allocation of Intraoffice MOU	Lines	Minutes
Intraoffice (Line)	28,547	
Intraoffice Within Host		
Intraoffice Within Remote		
Host to Remote		

Note: Allocation assumes even distribution within exchange

AVERAGE RATE DEVELOPMENT - LOCAL SWITCHING

Call Types	Cost	Demand	Cost: x Demand
In Exchange			
Intraoffice Within Host	0.003280		
Interoffice to/from Host	0.003080		
Intraoffice Host to/from Remote	0.003670		
Intraoffice Within Remote	0.003670		
Interoffice to/from Remote	0.003470		
Suptotal		53,919,317	185,545
Composite Rate (Orig & Term)			0.003467

Out of Exchange

Intraoffice Within Remote	0.000000		
Interoffice to/from Remote	0.001040		
Suptotal			
Composite Rate (Orig & Term)			#DIV/0!

53,919,317

Orange City, FL

AVERAGE RATE DEVELOPMENT - END OFFICE INTERCONNECTION (TERMINATING)

In Exchange	Cost	Demand	Cost x Demand	
Interoffice to Host	0.003080		\$	1
Interoffice to Remote	0.003470		\$	2
Subtotal		21,726,990	\$	71,478
Composite Rate (Term)			0.003290	

RATE SUMMARY

In Exchange	
Port Charge	2.39
Originating Local Switching	0.003467
Terminating Local Switching	0.003467
Tandem Switching	0
Interconnection - Term End Office	0.003290
Out Of Exchange	
Port Charge	0
Originating Local Switching	#DIV/0!
Terminating Local Switching	#DIV/0!
Interconnection - Term End Office	0.001040
Tandem Switching	0.002800



Snad: Road FL	Line Setup	Trunk Setup	Tandem Setup	Fixed Line	Line CCS	Trunk CCS	Tandem CCS	Umbil CC
Cost: Study Input	LCS	TCS			LSO/LST	TSO/TST	CCS	RUT/#
					RLSO/FLST			

Host/In Exchange Remotes	0.00072	0.00082	0.00000	2.28	0.00224	0.00095	0.00000	0.00
Out Exchange Remotes	0.00000	0.00000	0.00000	0	0.00000	0.00095	0.00000	0.00

Cost per Call Type  
In Exchange

Intraoffice Within Host (LSO - LCS - LST)	0.005200
Interoffice from Host (LSO - TCS - TSO)	0.004020
Interoffice to Host (LST - TCS - TST)	0.004020
Intraoffice Host to Remote (LSO - LCS - RUT - RLST)	0.005710
Intraoffice Remote to Host (RLSO - RUO - LCS - LST)	0.005710
Intraoffice Within Remote (RLSO - RUO - LCS - RLST)	0.005710
Interoffice from Remote (RLSO - RUO - TCS - TSO)	0.004530
Interoffice to Remote (TST - TCS - RUT - RLST)	0.004530

Out of Exchange

Intraoffice Within Remote (RLSO - RUO - LCS - RLST)	0
Interoffice from Remote (RLSO - RUO - TCS - TSO)	0.00095
Interoffice to Remote (TST - TCS - RUT - RLST)	0.00095

Demand

	Total	Host	Remotes In Exch	Remotes Out Exch	
Lines	40,543	20,083	20,460	0	Lines are given
Intraoffice Minutes (Line)				0	Minutes allocated based on lines
Interoffice Minutes (Trunk)				0	Minutes allocated based on lines
Total Minutes	55,691,754				

In Exchange Host Remote

	Lines	Minutes
Allocation of Intraoffice MOU		
Intraoffice (Line)	40,543	
Intraoffice Within Host		
Intraoffice Within Remote		
Host to Remote		

Note: Allocation assumes even distribution within exchange.

AVERAGE RATE DEVELOPMENT - LOCAL SWITCHING

Call Types	Cost	Demand	Cost x Demand
In Exchange			
Intraoffice Within Host	0.005200		
Interoffice to/from Host	0.004020		
Intraoffice Host to/from Remote	0.005710		
Intraoffice Within Remote	0.005710		
Interoffice to/from Remote	0.004530		
Subtotal		55,691,754	285,425
Composite Rate (Orig & Term)			0.005035

Out of Exchange

Intraoffice Within Remote	0.000000		
Interoffice to/from Remote	0.000950		
Subtotal		0	0
Composite Rate (Orig & Term)			#DIV/0!
		55,691,754	

Shady Road, FL

AVERAGE RATE DEVELOPMENT - END OFFICE INTERCONNECTION (TERMINATING)

In Exchange	Cost	Demand	Cost x Demand	
Interoffice to Host	0.004020	A [REDACTED]	\$ [REDACTED]	1
Interoffice to Remote	0.004530	[REDACTED]	\$ [REDACTED]	2
Subtotal		23,866,457	\$ 102,092	
Composite Rate (Term)			0.004278	

RATE SUMMARY

In Exchange

Port Charge	2.28
Originating Local Switching	0.005035
Terminating Local Switching	0.005035
Tandem Switching	0
Interconnection - Term End Office	0.004278

Out Of Exchange

Port Charge	0
Originating Local Switching	#DIV/0!
Terminating Local Switching	#DIV/0!
Interconnection - Term End Office	0.000960
Tandem Switching	0.002740

Service Fe	Line Setup LCS	Trunk Setup TCS	Tandem Setup	Fixed Line	Line CCS LSO/LST RLSO/RLST	Trunk CCS TSO/TST	Tandem Trunk CCS	Umbil CC RUT/R
Host/In Exchange Remotes	0.00075	0.00085	0.00000	2.28	0.00372	0.00180	0.00000	0.00
Out Exchange Remotes	0.00206	0.00219	0.00000	2.88	0.00240	0.00180	0.00000	0.00

Cost per Call Type  
In Exchange

Intraoffice Within Host (LSO - LCS - LST)	0.008190
Interoffice from Host (LSO - TCS - TSO)	0.006370
Interoffice to Host (LST - TCS - TST)	0.006370
Intraoffice Host to Remote (LSO - LCS - RUT - RLST)	0.008630
Intraoffice Remote to Host (RLSO - RUO - LCS - LST)	0.008630
Intraoffice Within Remote (RLSO - RUO - LCS - RLST)	0.006630
Interoffice from Remote (RLSO - RUO - TCS - TSO)	0.006810
Interoffice to Remote (TST - TCS - RUT - RLST)	0.006810

Out of Exchange

Intraoffice Within Remote (RLSO - RUO - LCS - RLST)	0.00788
Interoffice from Remote (RLSO - RUO - TCS - TSO)	0.00739
Interoffice to Remote (TST - TCS - RUT - RLST)	0.00739

Demand

	Total	Host	Remotes In Exch	Remotes Out Exch	
Lines	55,087	34,327	15,350	6,400	Lines are given
Intraoffice Minutes (Line)	[REDACTED]	[REDACTED]	[REDACTED]	[REDACTED]	Minutes allocated based on lines
Interoffice Minutes (Trunk)	[REDACTED]	[REDACTED]	[REDACTED]	[REDACTED]	Minutes allocated based on lines
Total Minutes	37,045,726				

In Exchange Host Remote

	Lines	Minutes
(Allocation of Intraoffice MOU)		
Intraoffice (Line)	45,687	[REDACTED]
Intraoffice Within Host		[REDACTED]
Intraoffice Within Remote		[REDACTED]
Host to Remote		[REDACTED]

Note: Allocation assumes even distribution within exchange.

AVERAGE RATE DEVELOPMENT - LOCAL SWITCHING

Call Types	Cost	Demand	Cost x Demand
<b>In Exchange</b>			
Intraoffice Within Host	0.008190	[REDACTED]	[REDACTED]
Interoffice to/from Host	0.006370	[REDACTED]	[REDACTED]
Intraoffice Host to/from Remote	0.008630	[REDACTED]	[REDACTED]
Intraoffice Within Remote	0.006630	[REDACTED]	[REDACTED]
Interoffice to/from Remote	0.006810	[REDACTED]	[REDACTED]
Subtotal		32,818,498	256,232
Composite Rate (Orig & Term)			0.007808

Out of Exchange

Intraoffice Within Remote	0.00788	[REDACTED]	[REDACTED]
Interoffice to/from Remote	0.00739	[REDACTED]	[REDACTED]
Subtotal		2,227,230	32,648
Composite Rate (Orig & Term)			0.007723
		37,045,726	

Sebring, FL

AVERAGE RATE DEVELOPMENT - END OFFICE INTERCONNECTION (TERMINATING)

In Exchange	Cost	Demand	Cost x Demand
Interoffice to Host	0.006370		\$
Interoffice to Remote	0.006810		\$
Subtotal		10,501,662	\$ 68,324
Composite Rate (Term)			0.006506

RATE SUMMARY

In Exchange	
Port Charge	2.28
Originating Local Switching	0.007808
Terminating Local Switching	0.007808
Tandem Switching	0
Interconnection - Term End Office	0.006506
Out Of Exchange	
Port Charge	2.88
Originating Local Switching	0.007723
Terminating Local Switching	0.007723
Interconnection - Term End Office	0.007390
Tandem Switching	0.004450

Variable F <sub>1</sub>	Line Setup LCS	Trunk Setup TCS	Tandem Setup	Fixed Line	Line CCS LSO/LST RLSO/RLST	Trunk CCS TSO/TST	Tandem Trunk CCS	Umbilin CCS RUT/R
Host/In Exchange Remotes	0.00050	0.00050	0.00000	2.28	0.00203	0.00106	0.00000	0.00000
Out Exchange Remotes	0.00102	0.00114	0.00000	2.76	0.00153	0.00106	0.00000	0.00000

Cost per Call Type  
In Exchange

Intraoffice Within Host (LSO - LCS - LST)	0.004550
Interoffice from Host (LSO - TCS - TSO)	0.003690
Interoffice to Host (LST - TCS - TST)	0.003690
Intraoffice Host to Remote (LSO - LCS - RUT - RLST)	0.004650
Interoffice Remote to Host (RLSO - RUO - LCS - LST)	0.004650
Intraoffice Within Remote (RLSO - RUO - LCS - RLST)	0.004650
Interoffice from Remote (RLSO - RUO - TCS - TSO)	0.003780
Interoffice to Remote (TST - TCS - RUT - RLST)	0.003780

Out of Exchange

Intraoffice Within Remote (RLSO - RUO - LCS - RLST)	0.00474
Interoffice from Remote (RLSO - RUO - TCS - TSO)	0.00439
Interoffice to Remote (TST - TCS - RUT - RLST)	0.00439

Demand

	Total	Host	Remotes In Exch	Remotes Out Exch	
Lines	30,455	20,210	2,550	7,695	Lines are given
Intraoffice Minutes (Line)	[REDACTED]	[REDACTED]	[REDACTED]	[REDACTED]	Minutes allocated based on lines
Interoffice Minutes (Trunk)	[REDACTED]	[REDACTED]	[REDACTED]	[REDACTED]	Minutes allocated based on lines
Total Minutes	40,636,852				

In Exchange Host Remote

Allocation of Intraoffice (MOU)	Lines	Minutes
Intraoffice (Line)	20,210	[REDACTED]
Intraoffice Within Host		[REDACTED]
Intraoffice Within Remote		[REDACTED]
Host to Remote		[REDACTED]

Note: Allocation assumes even distribution within exchange.

AVERAGE RATE DEVELOPMENT - LOCAL SWITCHING

Call Types	Cost	Demand	Cost x Demand
<b>In Exchange</b>			
Intraoffice Within Host	0.004550	[REDACTED]	[REDACTED]
Interoffice to/from Host	0.003690	[REDACTED]	[REDACTED]
Intraoffice Host to/from Remote	0.004650	[REDACTED]	[REDACTED]
Intraoffice Within Remote	0.004650	[REDACTED]	[REDACTED]
Interoffice to/from Remote	0.003780	[REDACTED]	[REDACTED]
Subtotal		30,378,628	128,383
Composite Rate (Orig & Term)			0.004226

Out of Exchange

Intraoffice Within Remote	0.00474	[REDACTED]	[REDACTED]
Interoffice to/from Remote	0.00439	[REDACTED]	[REDACTED]
Subtotal		10,257,024	47,176
Composite Rate (Orig & Term)			0.004599
		40,636,852	

Tavares, FL

AVERAGE RATE DEVELOPMENT - END OFFICE INTERCONNECTION (TERMINATING)

In Exchange	Cost	Demand	Cost x Demand
Interoffice to Host	0.003690		\$
Interoffice to Remote	0.003780		\$
Subtotal		12,201,796	\$ 45,148
Composite Rate (Term)			0.003700

RATE SUMMARY

In Exchange

Port Charge	2.28
Originating Local Switching	0.004226
Terminating Local Switching	0.004226
Tandem Switching	0
Interconnection - Term End Office	0.003700

Out Of Exchange

Port Charge	2.76
Originating Local Switching	0.004599
Terminating Local Switching	0.004599
Interconnection - Term End Office	0.004390

Tandem Switching	0.002720
------------------	----------

West: Kissimmee F <sub>2</sub>	Line Setup	Trunk Setup	Tandem Setup	Fixed Line	Line CCS	Trunk CCS	Tandem Trunk CCS	Umbrella CC
Cost Study Input	LCS	TCS			LSO/LST RLSO/RLST	TSO/TST		RUT/
Host/In Exchange Remotes	0.00055	0.00054	0.00000	2.28	0.00200	0.00123	0.00000	0.00
Out Exchange Remotes	0.00114	0.00132	0.00000	2.67	0.00140	0.00123	0.00000	0.00

Cost per Call Type  
In Exchange

Intraoffice Within Host (LSO - LCS - LST)	0.004530
Interoffice from Host (LSO - TCS - TSO)	0.003870
Interoffice to Host (LST - TCS - TST)	0.003870
Intraoffice Host to Remote (LSO - LCS - RUT - RLST)	0.004640
Intraoffice Remote to Host (RLSO - RUO - LCS - LST)	0.004640
Intraoffice Within Remote (RLSO - RUO - LCS - RLST)	0.004640
Interoffice from Remote (RLSO - RUO - TCS - TSO)	0.004180
Interoffice to Remote (TST - TCS - RUT - RLST)	0.004180

Out of Exchange

Intraoffice Within Remote (RLSO - RUO - LCS - RLST)	0.00495
Interoffice from Remote (RLSO - RUO - TCS - TSO)	0.00497
Interoffice to Remote (TST - TCS - RUT - RLST)	0.00497

Demand

	Total	Host	Remotes In Exch	Remotes Out Exch	
Lines	30,693	16,603	10,240	3,840	Lines are given
1 Intraoffice Minutes (Line)					Minutes allocated based on lines
2 Interoffice Minutes (Trunk)					Minutes allocated based on lines
Total Minutes	50,574,710				

In Exchange Host Remote

	Lines	Minutes
Allocation of Intraoffice MOU		
1 Intraoffice (Line)	28,843	
2 Intraoffice Within Host		
3 Intraoffice Within Remote		
10 Host to Remote		

Note: Allocation assumes even distribution within exchange.

AVERAGE RATE DEVELOPMENT - LOCAL SWITCHING

Call Types	Cost	Demand	Cost x Demand
<b>In Exchange</b>			
Intraoffice Within Host	0.004530		
Interoffice to/from Host	0.003870		
Intraoffice Host to/from Remote	0.004640		
Intraoffice Within Remote	0.004640		
Interoffice to/from Remote	0.004180		
Subtotal		47,552,733	194,219
Composite Rate (Orig & Term)			0.004381
<b>Out of Exchange</b>			
Intraoffice Within Remote	0.004950		
Interoffice to/from Remote	0.004970		
Subtotal		6,341,977	31,466
Composite Rate (Orig & Term)			0.004965
		50,574,710	

West Kissimmee, FL

AVERAGE RATE DEVELOPMENT - END OFFICE INTERCONNECTION (TERMINATING)

In Exchange	Cost	Demand	Cost x Demand
Interoffice to Host	0.003670		\$
Interoffice to Remote	0.004180		\$
Subtotal		20,567,777	\$ 82,109
Composite Rate (Term)			0.003988

RATE SUMMARY

In Exchange	
Port Charge	2.26
Originating Local Switching	0.004381
Terminating Local Switching	0.004381
Tandem Switching	0
Interconnection - Term End Office	0.003988
Out Of Exchange	
Port Charge	2.67
Originating Local Switching	0.004955
Terminating Local Switching	0.004955
Interconnection - Term End Office	0.004970
Tandem Switching	0.003100



Winter Part. F.	Line Setup LCS	Trunk Setup TCS	Tandem Setup	Fixed Line	Line CCS LSO/LST RLSO/RLST	Trunk CCS TSO/TST	Tandem Trunk Trunk CCS	Unit Cost CC
Cost Study Input								
Host/in Exchange Remotes	0.00024	0.00029	0.00033	2.52	0.00062	0.00098	0.00371	0.0
Out of Exchange Remotes	0.00000	0.00000	0.00033	0	0.00000	0.00098	0.00371	0.0

Cost per Call Type  
In Exchange

Intraoffice Within Host (LSO - LCS - LST)	0.001880
Interoffice from Host (LSC - TCS - TSO)	0.002090
Interoffice to Host (LST - TCS - TST)	0.002090
Intraoffice Host to Remote (LSO - LCS - RUT - RLST)	0.002050
Intraoffice Remote to Host (RLSO - RUO - LCS - LST)	0.002050
Intraoffice Within Remote (RLSO - RUO - LCS - RLST)	0.002050
Interoffice from Remote (RLSO - RUO - TCS - TSO)	0.002260
Interoffice to Remote (TST - TCS - RUT - RLST)	0.002260

Out of Exchange

Intraoffice Within Remote (RLSO - RUO - LCS - RLST)	0
Interoffice from Remote (RLSO - RUO - TCS - TSO)	0.00098
Interoffice to Remote (TST - TCS - RUT - RLST)	0.00098

Demand

	Total	Host	Remotes In Exch	Remotes Out Exch	
Lines	45,116	34,876	10,240	0	Lines are given
Intraoffice Minutes (Line)					Minutes allocated based on lines
Interoffice Minutes (Trunk)					Minutes allocated based on lines
Total Minutes	126,953,533				

In Exchange Host Remote

Allocation of Intraoffice MOU	Lines	Minutes
Intraoffice (Line)	45,116	
Intraoffice Within Host		
Intraoffice Within Remote		
Host to Remote		

Note: Allocation assumes even distribution within exchange

AVERAGE RATE DEVELOPMENT - LOCAL SWITCHING

Call Types	Cost	Demand	Cost x Demand
In Exchange			
Intraoffice Within Host	0.001880		
Interoffice to/from Host	0.002090		
Intraoffice Host to/from Remote	0.002050		
Intraoffice Within Remote	0.002050		
Interoffice to/from Remote	0.002260		

Subtotal		126,953,533	257,690
Composite Rate (Orig & Term)			0.002030

Out of Exchange

Intraoffice Within Remote	0.000000		
Interoffice to/from Remote	0.000980		

Subtotal			
Composite Rate (Orig & Term)			#DIV/0!
		126,953,533	

Winter Park, FL

AVERAGE RATE DEVELOPMENT - END OFFICE INTERCONNECTION (TERMINATING)

In Exchange	Cost	Demand	Cost x Demand
Interoffice to Host	0.002090	[REDACTED]	\$ [REDACTED] 1
Interoffice to Remote	0.002260	[REDACTED]	\$ [REDACTED]
Subtotal		57,346,677	\$ 122,066 3
Composite Rate (Term)			0.002129 4

RATE SUMMARY

In Exchange	
Port Charge	2.52
Originating Local Switching	0.002030
Terminating Local Switching	0.002030
Tandem Switching	0
Interconnection - Term End Office	0.002129
Out Of Exchange	
Port Charge	0
Originating Local Switching	#DIV/0!
Terminating Local Switching	#DIV/0!
Interconnection - Term End Office	0.000980
Tandem Switching	0.002250

Casselberry, FL	Line Setup LCS	Trunk Setup TCS	Tandem Setup	Fixed Line	Line CCS LSO/LST RLSO/RLST	Trunk CCS TSO/TST	Tandem Trunk Trunk CCS	Umb CC RUT
Cost Study Input								
Host/In Exchange Remotes	0.00043	0.00052	0.00000	2.37	0.00163	0.00093	0.00000	0.0
Out Exchange Remotes	0.00000	0.00000	0.00000	0	0.00000	0.00093	0.00000	0.0

Cost per Call Type  
In Exchange

Intraoffice Within Host (LSO - LCS - LST)	0.003690
Interoffice from Host (LSO - TCS - TSO)	0.003080
Interoffice to Host (LST - TCS - TST)	0.003080
Intraoffice Host to Remote (LSO - LCS - RUT - RLST)	0.003630
Intraoffice Remote to Host (RLSO - RUO - LCS - LST)	0.003630
Intraoffice Within Remote (RLSO - RUO - TCS - LST)	0.003630
Interoffice from Remote (RLSO - RUO - TCS - TSO)	0.003220
Interoffice to Remote (TST - TCS - RUT - RLST)	0.003220

Out of Exchange

Intraoffice Within Remote (RLSO - RUO - LCS - RLST)	0
Interoffice from Remote (RLSO - RUO - TCS - TSO)	0.00093
Interoffice to Remote (TST - TCS - RUT - RLST)	0.00093

Demand

	Total	Host	Remotes In Exch	Remotes Out Exch	
Lines	41,710	35,310	6,400	0	Lines are given
1 Intraoffice Minutes (Line)					Minutes allocated based on lines
2 Interoffice Minutes (Trunk)					Minutes allocated based on lines
Total Minutes	55,097,735				

In Exchange Host: Remote

	Lines	Minutes
Allocation of Intraoffice MOU:		
7 Intraoffice (Line)	41,710	
8 Intraoffice Within Host:		
9 Intraoffice Within Remote		
10 Host to Remote		

Note: Allocation assumes even distribution within exchange

AVERAGE RATE DEVELOPMENT - LOCAL SWITCHING

Call Types	Cost	Demand	Cost x Demand
In Exchange			
19 Intraoffice Within Host	0.003690		
20 Interoffice to/from Host	0.003080		
21 Intraoffice Host to/from Remote	0.003630		
22 Intraoffice Within Remote	0.003630		
23 Interoffice to/from Remote	0.003220		
Subtotal		55,097,735	189,542
Composite Rate (Orig & Term)			0.003440

Out of Exchange

24 Intraoffice Within Remote	0.000000		
25 Interoffice to/from Remote	0.000930		
Subtotal			
Composite Rate (Orig & Term)			#DIV/0!

55,097,735

Casselberry, FL

AVERAGE RATE DEVELOPMENT - END OFFICE INTERCONNECTION (TERMINATING)

In Exchange	Cost	Demand	Cost x Demand	
Interoffice to Host	0.003080		\$	1
Interoffice to Remote	0.003220		\$	2
Subtotal		25,397,598	\$ 78,770	
Composite Rate (Term)			0.003101	4

RATE SUMMARY

In Exchange

Port Charge	2.37
Originating Local Switching	0.003440
Terminating Local Switching	0.003440
Tandem Switching	0
Interconnection - Term End Office	0.003101

Out Of Exchange

Port Charge	0
Originating Local Switching	#DIV/0!
Terminating Local Switching	#DIV/0!
Interconnection - Term End Office	0.000930

Tandem Switching 0.002380

335

Goldenroc F.	Line Setup	Trunk Setup	Tandem Setup	Fixed Line	Line CCS	Trunk CCS	Tandem Trunk	Umb CCS
Cost Study Input	LCS	TCS			LSO/LST	TSO/TST	CCS	RUT/
					RLSO/RLST			
Host/In. Exchange Remotes	0.00036	0.00041	0.00000	2.41	0.00098	0.00073	0.00000	0.0
Out Exchange Remotes	0.00000	0.00000	0.00000	0	0.00000	0.00073	0.00000	0.0

Cost per Call Type  
In Exchange

Intraoffice Within Host: (LSO - LCS - LST)	0.002320
Interoffice from Host: (LSO - TCS - TSO)	0.002120
Interoffice to Host: (LST - TCS - TST)	0.002120
Intraoffice Host to Remote: (LSO - LCS - RUT - RLST)	0.002620
Intraoffice Remote to Host: (RLSO - RUO - LCS - LST)	0.002620
Intraoffice Within Remote: (RLSO - RUO - LCS - RLST)	0.002620
Interoffice from Remote: (RLSO - RUO - TCS - TSO)	0.002420
Interoffice to Remote: (TST - TCS - RUT - RLST)	0.002420

Out of Exchange

Intraoffice Within Remote: (RLSO - RUO - LCS - RLST)	0
Interoffice from Remote: (RLSO - RUO - TCS - TSO)	0.00073
Interoffice to Remote: (TST - TCS - RUT - RLST)	0.00073

Demand

	Total	Host	Remotes In Exch	Remotes Out Exch	
Lines	57,292	32,972	24,320	0	Lines are given
Intraoffice Minutes (Line)					Minutes allocated based on lines
Interoffice Minutes (Trunk)					Minutes allocated based on lines
Total Minutes	135,964,436				

In Exchange Host to Remote

Allocation of Intraoffice MOU	Lines	Minutes
Intraoffice (Line)	57,292	
Intraoffice Within Host		
Intraoffice Within Remote		
Host to Remote		

Note: Allocation assumes even distribution within exchange.

AVERAGE RATE DEVELOPMENT - LOCAL SWITCHING

Call Types	Cost	Demand	Cost x Demand
<i>In Exchange</i>			
Intraoffice Within Host	0.002320		
Interoffice to/from Host	0.002120		
Intraoffice Host to/from Remote	0.002620		
Intraoffice Within Remote	0.002620		
Interoffice to/from Remote	0.002420		
Subtotal		135,964,436	325,875
Composite Rate (Orig & Term)			0.002356

Out of Exchange

Intraoffice Within Remote	0.000000		
Interoffice to/from Remote	0.000730		
Subtotal			
Composite Rate (Orig & Term)			=DIVID
		135,964,436	

Goldenrod, FL

## AVERAGE RATE DEVELOPMENT - END OFFICE INTERCONNECTION (TERMINATING)

In Exchange	Cost	Demand	Cost x Demand
Interoffice to Host	0.002120		\$
Interoffice to Remote	0.002420		\$
Subtotal		61,806,433	\$ 138,901
Composite Rate (Term)			0.002247

## RATE SUMMARY

In Exchange	
Port Charge	2.41
Originating Local Switching	0.002396
Terminating Local Switching	0.002396
Tandem Switching	0
Interconnection - Term End Office	0.002247
Out Of Exchange	
Port Charge	0
Originating Local Switching	#DIV/0!
Terminating Local Switching	#DIV/0!
Interconnection - Term End Office	0.000730
Tandem Switching	0.001870

Line	Trunk	Tandem	Fixed	Line	Trunk	Tandem	Umb	
Setup	Setup	Setup	Line	CCS	CCS	Trunk	CC	
LCS	TCS			LSO/LST	TSO/TST	CCS	RUT	
				RLSO/RLST				
Host/In Exchange Remotes	0.00022	0.00027	0.00000	2.28	0.00098	0.00071	0.00000	0.0
Out Exchange Remotes	0.00000	0.00000	0.00000	0	0.00000	0.00071	0.00000	0.0

Cost per Call Type  
In Exchange

Intraoffice Within Host (LSO - LCS - LST)	0.002180
Interoffice from Host (LSO - TCS - TSO)	0.001950
Interoffice to Host (LST - TCS - TST)	0.001950
Intraoffice Host to Remote (LSO - LCS - RUT - RLST)	0.002270
Intraoffice Remote to Host (RLSO - RUO - LCS - LST)	0.002270
Intraoffice Within Remote (RLSO - RUO - LCS - RLST)	0.002270
Interoffice from Remote (RLSO - RUO - TCS - TSO)	0.002050
Interoffice to Remote (TST - TCS - RUT - RLST)	0.002050

Out of Exchange

Intraoffice Within Remote (RLSO - RUO - LCS - RLST)	0
Interoffice from Remote (RLSO - RUO - TCS - TSO)	0.00071
Interoffice to Remote (TST - TCS - RUT - RLST)	0.00071

Demand

	Total	Host	Remotes In Exch	Remotes Out Exch	
Lines	50,721	43,041	7,680	0	Lines are given
Intraoffice Minutes (Line)					Minutes allocated based on lines
Interoffice Minutes (Trunk)					Minutes allocated based on lines
Total Minutes	124,882,603				

In Exchange Host Remote

	Lines	Minutes
Allocation of Intraoffice MOU		
Intraoffice (Line)	50,721	
Intraoffice Within Host		
Intraoffice Within Remote		
Host to Remote		

Note: Allocation assumes even distribution within exchange.

AVERAGE RATE DEVELOPMENT - LOCAL SWITCHING

Call Types	Cost	Demand	Cost x Demand
<i>In Exchange</i>			
Intraoffice Within Host	0.002180		
Interoffice to/from Host	0.001950		
Intraoffice Host to/from Remote	0.002270		
Intraoffice Within Remote	0.002270		
Interoffice to/from Remote	0.002050		
Subtotal		124,882,603	262,399
Composite Rate (Orig & Term)			0.002102
<i>Out of Exchange</i>			
Intraoffice Within Remote	0.000000		
Interoffice to/from Remote	0.000710		
Subtotal			#DIV/0!
Composite Rate (Orig & Term)		124,882,603	

Lake Brantley, FL

AVERAGE RATE DEVELOPMENT - END OFFICE INTERCONNECTION (TERMINATING)

In Exchange	Cost	Demand	Cost x Demand
Interoffice to Host	0.001960		\$
Interoffice to Remote	0.002050		\$
Subtotal		55,909,968	\$ 110,345
Composite Rate (Term)			0.001974

RATE SUMMARY

In Exchange

Port Charge	2.28
Originating Local Switching	0.002102
Terminating Local Switching	0.002102
Tandem Switching	0
Interconnection - Term End Office	0.001974

Out Of Exchange

Port Charge	0
Originating Local Switching	#DIV/0!
Terminating Local Switching	#DIV/0!
Interconnection - Term End Office	0.000710

Tandem Switching	0.001690
------------------	----------



Miscellaneous	Line Setup LCS	Trunk Setup TCS	Tandem Setup	Fixed Line	Line CCS LSO/LSL RLSO/RLST	Trunk CCS TSO/TST	Tandem Trunk CCS	Unit C RUT
Cost Study Input								
Host/In Exchange Remotes	0.00053	0.00053	0.00000	2.2b	0.00173	0.00230	0.00000	0.0
Out Exchange Remotes	0.00000	0.00000	0.00000	0	0.00000	0.00230	0.00000	0.0

Cost per Call Type

In Exchange

Intraoffice Within Host (LSO - LCS - LST)	0.003990
Interoffice from Host (LSO - TCS - TSO)	0.004660
Interoffice to Host (LST - TCS - TST)	0.004660
Intraoffice Host to Remote (LSO - LCS - RUT - RLST)	0.003990
Intraoffice Remote to Host (RLSO - RUO - LCS - LST)	0.003990
Intraoffice Within Remote (RLSO - RUO - LCS - RLST)	0.003990
Interoffice from Remote (RLSO - RUO - TCS - TSO)	0.004660
Interoffice to Remote (TST - TCS - RUT - RLST)	0.004660

Out of Exchange

Intraoffice Within Remote (RLSO - RUO - LCS - RLST)	0
Interoffice from Remote (RLSO - RUO - TCS - TSO)	0.00230
Interoffice to Remote (TST - TCS - RUT - RLST)	0.00230

Demand	Total	Host	Remotes In Exch	Remotes Out Exch	
Lines	23,422	23,422	0	0	Lines are given
Intraoffice Minutes (Line)					Minutes allocated based on lines
Interoffice Minutes (Trunk)					Minutes allocated based on lines
Total Minutes	32,645,345				

In Exchange Host Remote

Allocation of Intraoffice MOU

	Lines	Minutes
Intraoffice (Line)	23,422	
Intraoffice Within Host		
Intraoffice Within Remote		
Host to Remote		

Note: Allocation assumes even distribution within exchange.

AVERAGE RATE DEVELOPMENT - LOCAL SWITCHING

Call Types	Cost	Demand	Cost x Demand
<i>In Exchange</i>			
Intraoffice Within Host	0.003990		
Interoffice to/from Host	0.004660		
Intraoffice Host to/from Remote	0.003990		
Intraoffice Within Remote	0.003990		
Interoffice to/from Remote	0.004660		
Subtotal		32,645,345	140,245
Composite Rate (Orig & Term)			0.004295

*Out of Exchange*

Intraoffice Within Remote	0.000000		
Interoffice to/from Remote	0.002300		
Subtotal			
Composite Rate (Orig & Term)			#DIV/0!
		32,645,345	

Miatland, FL

AVERAGE RATE DEVELOPMENT - END OFFICE INTERCONNECTION (TERMINATING)

In Exchange	Cost	Demand	Cost x Demand
Interoffice to Host	0.004660		\$
Interoffice to Remote	0.004660		\$
Subtotal		14,910,935	\$ 69,485
Composite Rate (Term)			0.004660

RATE SUMMARY

In Exchange	
Port Charge	2.28
Originating Local Switching	0.004295
Terminating Local Switching	0.004295
Tandem Switching	0
Interconnection - Term End Office	0.004660
Out Of Exchange	
Port Charge	0
Originating Local Switching	#DIV/0!
Terminating Local Switching	#DIV/0!
Interconnection - Term End Office	0.002300
Tandem Switching	0.005250

BEFORE THE FLORIDA PUBLIC SERVICE COMMISSION

In re: Petition by MCI Telecommuni- )  
cations Corporation for arbitration ) DOCKET NO. 961230-TP  
with United Telephone Company of )  
Florida and Central Telephone Company )  
of Florida concerning interconnection )  
rates, terms, and conditions, )  
pursuant to the Federal Telecommuni- )  
cations Act of 1996 )  

---

DOCUMENT RESPONSIVE TO DOCUMENT  
REQUEST NO. 38  
(1 page)

DIRECTORY ASSISTANCE - BUSINESS CASE

July 1995

IBM Budget

*Network Investment*  
CONFIDENTIAL

Tab A

These calculations are for the implementation of an IBM Directory Assistance System  
This system has its Base System at Winter Park with operators located at the existing sites

	<i>A</i>	<i>B</i>	<i>C</i>	<i>D</i>	<i>E</i>
	<i>DA Positions</i>	<i>Centralization</i>		ANNUAL MAINTENANCE	
Talh/FL. Walton			HDW	HDW. Mnt.	SFW. Mnt.
1 Positions					
2 Swt. Eqpt.					
3 Install.					
4 Engr.					
5 Facilities					
6 UTF Ldg. @					
7 <u>Tallahassee Total</u>					
8 Leesburg					
9 Positions					
10 Facilities					
11 UTF Ldg. @					
12 <u>Leesburg Total</u>					
13 Winter Pk Switching					
14 Swt. Eqpt.					
15 Installation					
16 Engr.					
17 Facilities					
18 UTF Ldg. @					
<u>Total Wnok</u>					
Ft Myers					
19 Positions					
20 Swt. Eqpt.					
21 Installation					
22 Engr.					
23 Facilities					
24 UTF Ldg. @					
<u>Total FTMY</u>					

TOTAL N =

014

3,997,850.00

BEFORE THE FLORIDA PUBLIC SERVICE COMMISSION

In re: Petition by MCI Telecommuni- )  
cations Corporation for arbitration ) DOCKET NO. 961230-TP  
with United Telephone Company of )  
Florida and Central Telephone Company )  
of Florida concerning interconnection )  
rates, terms, and conditions, )  
pursuant to the Federal Telecommuni- )  
cations Act of 1996 )  
\_\_\_\_\_ )

DOCUMENT RESPONSIVE TO DOCUMENT  
REQUEST NO. 43  
(3 pages)

A B

C

D

E

MAINTENANCE FACTOR = Expenses / Average Plant in Service

1	Aerial Cable Metallic	6421.1	2421.1	(	0.04579
2	Aerial Cable Fiber Optic	6421.2	2421.2	(	0.005809
3	Aerial Cable Metallic Drop	6421.6	2421.6	(	0.154175
4	Underground Cable Metallic	6422.1	2422.1	(	0.020389
5	Underground Cable Fiber Optic	6422.2	2422.2	(	0.003093
6	Buried Cable Metallic	6423.1	2423.1	(	0.043739
7	Buried Cable Fiber Optic	6423.2	2423.2	(	0.005226
8	Buried Cable Metallic Drop	6423.6	2423.6	(	0.118387
9	Buried Cable Fiber Optic Drop	6423.7	2423.7	(	N/A
10	Intrabldg. Network Cable Metallic	6426.1	2426.1	(	0.005051
11	Intrabldg. Network Cable Fiber Optic	6426.2	2426.2	(	0.002527
12	Pole Lines	6411	2411	(	0.033396
13	Conduit Systems	6441	2441	(	0.005103
14	**Digital Electronic Switch-DSS 1210	6212	2212	(	0.103143
15	**Digital Electronic Switch-Other	6212	2212	(	0.059662
16	Circuit Equipment Analog	6232.1	2232.1	(	0.084972
17	Circuit Equipment Analog Pair Gain	6232.4	2232.4	(	0.034205
18	Circuit Equipment Digital - Metallic	6232.2	2232.2	(	0.028845
19	Circuit Equipment Digital - Metallic - PG	6232.5	2232.5	(	0.023074
20	Circuit Equipment Digital - Fiber Optic	6232.3	2232.3	(	0.007102
21	Public Tel. Eqpt. *	6351	2351	(	0.507846
22	Land and Buildings	6121	2121	(	0.104847
23	Operator Systems	6220	2220	(	0.019826

*for 465*  
*6212 710*  
*920*  
*260*  
*SOFTWARE*  
*EX: 2232.1*

\*\*Digital Electronic Switch-Using 1992 data. (SPECIAL LABOR)  
 Will update as soon as info is available.

\* Public Telephone Equipment includes Commissions and Collections expenses.





ACCOUNT NO	PERIOD MONTH ENDING BALANCE	ACTIVITY THIS MONTH	CURRENT MONTH ENDING BALANCE
32	GENERAL PURPOSE COMPUTERS		
33	GENERAL PURPOSE COMPUTERS		
34	GENERAL PURPOSE COMPUTERS		
35	GENERAL PURPOSE COMPUTERS		
36	GENERAL PURPOSE COMPUTERS		
37	GENERAL PURPOSE COMPUTERS		
38	GENERAL PURPOSE COMPUTERS		
39	GENERAL PURPOSE COMPUTERS		
40	GENERAL PURPOSE COMPUTERS		
41	GENERAL PURPOSE COMPUTERS		
42	GENERAL PURPOSE COMPUTERS		
43	GENERAL PURPOSE COMPUTERS		
44	GENERAL PURPOSE COMPUTERS		
45	GENERAL PURPOSE COMPUTERS		
46	GENERAL PURPOSE COMPUTERS		
47	GENERAL PURPOSE COMPUTERS		
48	GENERAL PURPOSE COMPUTERS		
49	GENERAL PURPOSE COMPUTERS		
50	GENERAL PURPOSE COMPUTERS		
51	GENERAL PURPOSE COMPUTERS		
52	GENERAL PURPOSE COMPUTERS		
53	GENERAL PURPOSE COMPUTERS		
54	GENERAL PURPOSE COMPUTERS		
55	GENERAL PURPOSE COMPUTERS		
56	GENERAL PURPOSE COMPUTERS		
57	GENERAL PURPOSE COMPUTERS		
58	GENERAL PURPOSE COMPUTERS		
59	GENERAL PURPOSE COMPUTERS		
60	GENERAL PURPOSE COMPUTERS		
61	GENERAL PURPOSE COMPUTERS		
62	GENERAL PURPOSE COMPUTERS		
63	GENERAL PURPOSE COMPUTERS		
64	GENERAL PURPOSE COMPUTERS		
65	GENERAL PURPOSE COMPUTERS		
66	GENERAL PURPOSE COMPUTERS		
67	GENERAL PURPOSE COMPUTERS		
68	GENERAL PURPOSE COMPUTERS		
69	GENERAL PURPOSE COMPUTERS		
70	GENERAL PURPOSE COMPUTERS		
71	GENERAL PURPOSE COMPUTERS		
72	GENERAL PURPOSE COMPUTERS		
73	GENERAL PURPOSE COMPUTERS		
74	GENERAL PURPOSE COMPUTERS		
75	GENERAL PURPOSE COMPUTERS		
76	GENERAL PURPOSE COMPUTERS		
77	GENERAL PURPOSE COMPUTERS		
78	GENERAL PURPOSE COMPUTERS		
79	GENERAL PURPOSE COMPUTERS		
80	GENERAL PURPOSE COMPUTERS		
81	GENERAL PURPOSE COMPUTERS		
82	GENERAL PURPOSE COMPUTERS		
83	GENERAL PURPOSE COMPUTERS		
84	GENERAL PURPOSE COMPUTERS		
85	GENERAL PURPOSE COMPUTERS		
86	GENERAL PURPOSE COMPUTERS		
87	GENERAL PURPOSE COMPUTERS		
88	GENERAL PURPOSE COMPUTERS		
89	GENERAL PURPOSE COMPUTERS		
90	GENERAL PURPOSE COMPUTERS		
91	GENERAL PURPOSE COMPUTERS		
92	GENERAL PURPOSE COMPUTERS		
93	GENERAL PURPOSE COMPUTERS		
94	GENERAL PURPOSE COMPUTERS		
95	GENERAL PURPOSE COMPUTERS		
96	GENERAL PURPOSE COMPUTERS		
97	GENERAL PURPOSE COMPUTERS		
98	GENERAL PURPOSE COMPUTERS		
99	GENERAL PURPOSE COMPUTERS		
00	GENERAL PURPOSE COMPUTERS		

49

910  
20 Remove all  
300  
September  
FINAL

FINAL SPRINT/UNITED TELEPHONE - FLORIDA SUMMARY GENERAL LEDGER DECEMBER 1994

ACCOUNT NO	ACCOUNT TITLE	PERIOD MONTH ENDING BALANCE	ACTIVITY THIS MONTH	CURRENT MONTH ENDING BALANCE
50	SOFTWARE - GENERAL SOFTWARE			
51	SOFTWARE - GENERAL SOFTWARE			
52	SOFTWARE - GENERAL SOFTWARE			
53	SOFTWARE - GENERAL SOFTWARE			
54	SOFTWARE - GENERAL SOFTWARE			
55	SOFTWARE - GENERAL SOFTWARE			
56	SOFTWARE - GENERAL SOFTWARE			
57	SOFTWARE - GENERAL SOFTWARE			
58	SOFTWARE - GENERAL SOFTWARE			
59	SOFTWARE - GENERAL SOFTWARE			
60	SOFTWARE - GENERAL SOFTWARE			
61	SOFTWARE - GENERAL SOFTWARE			
62	SOFTWARE - GENERAL SOFTWARE			
63	SOFTWARE - GENERAL SOFTWARE			
64	SOFTWARE - GENERAL SOFTWARE			
65	SOFTWARE - GENERAL SOFTWARE			
66	SOFTWARE - GENERAL SOFTWARE			
67	SOFTWARE - GENERAL SOFTWARE			
68	SOFTWARE - GENERAL SOFTWARE			
69	SOFTWARE - GENERAL SOFTWARE			
70	SOFTWARE - GENERAL SOFTWARE			
71	SOFTWARE - GENERAL SOFTWARE			
72	SOFTWARE - GENERAL SOFTWARE			
73	SOFTWARE - GENERAL SOFTWARE			
74	SOFTWARE - GENERAL SOFTWARE			
75	SOFTWARE - GENERAL SOFTWARE			
76	SOFTWARE - GENERAL SOFTWARE			
77	SOFTWARE - GENERAL SOFTWARE			
78	SOFTWARE - GENERAL SOFTWARE			
79	SOFTWARE - GENERAL SOFTWARE			
80	SOFTWARE - GENERAL SOFTWARE			
81	SOFTWARE - GENERAL SOFTWARE			
82	SOFTWARE - GENERAL SOFTWARE			
83	SOFTWARE - GENERAL SOFTWARE			
84	SOFTWARE - GENERAL SOFTWARE			
85	SOFTWARE - GENERAL SOFTWARE			
86	SOFTWARE - GENERAL SOFTWARE			
87	SOFTWARE - GENERAL SOFTWARE			
88	SOFTWARE - GENERAL SOFTWARE			
89	SOFTWARE - GENERAL SOFTWARE			
90	SOFTWARE - GENERAL SOFTWARE			
91	SOFTWARE - GENERAL SOFTWARE			
92	SOFTWARE - GENERAL SOFTWARE			
93	SOFTWARE - GENERAL SOFTWARE			
94	SOFTWARE - GENERAL SOFTWARE			
95	SOFTWARE - GENERAL SOFTWARE			
96	SOFTWARE - GENERAL SOFTWARE			
97	SOFTWARE - GENERAL SOFTWARE			
98	SOFTWARE - GENERAL SOFTWARE			
99	SOFTWARE - GENERAL SOFTWARE			
00	SOFTWARE - GENERAL SOFTWARE			

98



BEFORE THE FLORIDA PUBLIC SERVICE COMMISSION

In re: Petition by MCI Telecommuni- )  
 cations Corporation for arbitration ) DOCKET NO. 961230-TP  
 with United Telephone Company of )  
 Florida and Central Telephone Company )  
 of Florida concerning interconnection )  
 rates, terms, and conditions, )  
 pursuant to the Federal Telecommuni- )  
 cations Act of 1996 )  
 \_\_\_\_\_ )

EXHIBIT "C" TO SPRINT UNITED/CENDEL'S  
 REQUEST FOR CONFIDENTIAL CLASSIFICATION

Line-by-line Identification and Justification

Number	Line(s)	Column(s)	Justification
1	1-5	A-C	1
6	1-27	A-H	2
7	1-27	A	2
8	1-27	A-H	2
9	1	A-H	2
10	1-27	A-H	2
11	1	A-H	2
12	1-27	A-J	2
13	1	A-J	2
15	1-27	A-F	2
16	1	A-F	2
17	1-28	A-D	2
18	1-27	A-H	2
19	1	A-H	2
20	1-27	A	2
21	1	A	2
22	1-27	A	2
23	1	A	2
24	1-27	A	2
25	1	A	2
28	1-15, 16-31	A-L	3
30	1-22	A-E	3

31	1-32	A-H	3
32	1-32	A-H	3
33	1-31	A-H	3
34	1	H	3
35	1-32	A-H	3
37	1-42	A-O	4
38	1-38	A-O	4
39	1-60	A-W	4
40	1-58	A-W	4
41	1-17	A-W	4
42	1-50	A-W	4
43	1-42	A-W	4
147	1-43	A-O	4
148	1-37	A-O	4
149	1-35	A-G	4
151	1-46	A-Y	4
152	1-40	A-F	4, 5
153	1-42	A-F	4, 5
154	1-46	A-F	4, 5
155	1-47	A-F	4, 5
156	1-45	A-F	4, 5
157	1-47	A-F	4, 5
158	1-43	A-F	4, 5
159	1-47	A-F	4, 5
160	1-45	A-F	4, 5
161	1-45	A-F	4, 5
162	1-45	A-F	4, 5
163	1-42	A-F	4, 5
164	1-43	A-F	4, 5
165	1-47	A-F	4, 5
166	1-38	A-F	4, 5
167	1-45	A-F	4, 5
168	1-45	A-F	4, 5
169	1-49	A-F	4, 5
170	1-47	A-F	4, 5
171	1-45	A-F	4, 5
172	1-47	A-F	4, 5
173	1-45	A-F	4, 5
174	1-49	A-F	4, 5
175	1-43	A-F	4, 5
176	1-47	A-F	4, 5
177	1-17	A-F	4, 5
183	1-33	A-G	6
184	1-34	A-G	6
185	1-41	A	7
186	1-45	A	7
187	1-47	A	7
188	1-46	A	7
189	1-49	A	7
190	1-48	A	7
191	1-48	A	7
192	1-48	A	7
193	1-47	A	7
194	1-43	A	7

195	1-44	A	7
196	1-44	A	7
197	1-47	A	7
198	1-41	A	7
199	1-45	A	7
200	1-47	A	7
201	1-46	A	7
202	1-49	A	7
203	1-48	A	7
204	1-48	A	7
205	1-48	A	7
206	1-47	A	7
207	1-43	A	7
208	1-44	A	7
209	1-44	A	7
210	1-35	A	7
211	1-13	A-E	8
212	16-26	A-N	9
213	1-13	B	9
214	1-7	A-E	9
215	1-15	E	10
216	1-14	E	10
217	1-7	E	10
221	1-24	D	5
222	1-43	D	5
223	1-35	D	5
224	1-4	B-E	5
225	1-4	A-E	7
227	1-14	A	9
228	1-28	C-J	9, 10
229	1-26	A-C	12
231	1-16	A-C	13
232	1-34	A-C	13
234	1-16	A-C	13
235	1-34	A-C	13
236	2-9	A-E	12
239	34-43	A, B, C, F, G, H	3
239	16-33	A-E	3, 10
240	1-36	B-F	3, 10
240	37-45	A, B, C, G	3, 10
290	1-2	A-D	15
290	7-10	B	14
290	19-23	B, C	14
290	29-31	B, C	14
291	1-2	A, B	14
292	1-2	A-D	14
292	7-10	B	14
292	19-23	B, C	14
292	29-31	B, C	14
293	1-2	A, B	14
294	1-2	A-D	14
294	7-10	B	14
294	19-23	B, C	14
294	29-31	B, C	14

295	1-2	A, B	14
296	1-2	A-D	14
296	7-10	B	14
296	19-23	B, C	14
296	29-31	B, C	14
297	1-2	A, B	14
298	1-2	A-D	14
298	7-10	B	14
298	19-23	B, C	14
298	29-31	B, C	14
299	1-2	A, B	14
300	1-2	A-D	14
300	7-10	B	14
300	19-23	B, C	14
300	29-31	B, C	14
301	1-2	A, B	14
302	1-2	A-D	14
302	7-10	B	14
302	19-23	B, C	14
302	29-31	B, C	14
303	1-2	A, B	14
304	1-2	A-D	14
304	7-10	B	14
304	19-23	B, C	14
304	29-31	B, C	14
305	1-2	A, B	14
306	1-2	A-D	14
306	7-10	B	14
306	19-23	B, C	14
306	29-31	B, C	14
307	1-2	A, B	14
308	1-2	A-D	14
308	7-10	B	14
308	19-23	B, C	14
308	29-31	B, C	14
309	1-2	A, B	14
310	1-2	A-D	14
310	7-10	B	14
310	19-23	B, C	14
310	29-31	B, C	14
311	1-2	A, B	14
312	1-2	A-D	14
312	7-10	B	14
312	19-23	B, C	14
312	29-31	B, C	14
313	1-2	A, B	14
314	1-2	A-D	14
314	7-10	B	14
314	19-23	B, C	14
314	29-31	B, C	14
314	1-2	A, B	14
316	1-2	A-D	14
316	7-10	B	14
316	19-23	B, C	14

316	29-31	B, C	14
317	1-2	A, B	14
318	1-2	A-D	14
318	7-10	B	14
318	19-23	B, C	14
318	29-31	B, C	14
319	1-2	A, B	14
320	1-2	A-D	14
320	7-10	B	14
320	19-23	B, C	14
320	29-31	B, C	14
321	1-2	A, B	14
322	1-2	A-D	14
322	7-10	B	14
322	19-23	B, C	14
322	29-31	B, C	14
323	1-2	A, B	14
324	1-2	A-D	14
324	7-10	B	14
324	19-23	B, C	14
324	29-31	B, C	14
325	1-2	A, B	14
326	1-2	A-D	14
326	7-10	B	14
326	19-23	B, C	14
326	29-31	B, C	14
327	1-2	A, B	14
328	1-2	A-D	14
328	7-10	B	14
328	19-23	B, C	14
328	29-31	B, C	14
329	1-2	A, B	14
330	1-2	A-D	14
330	7-10	B	14
330	19-23	B, C	14
330	29-31	B, C	14
331	1-2	A, B	14
332	1-2	A-D	14
332	7-10	B	14
332	19-23	B, C	14
332	29-31	B, C	14
333	1-2	A, B	14
334	1-2	A-D	14
334	7-10	B	14
334	19-23	B, C	14
334	29-31	B, C	14
335	1-2	A, B	14
336	1-2	A-D	14
336	7-10	B	14
336	19-23	B, C	14
336	29-31	B, C	14
337	1-2	A, B	14
338	1-2	A-D	14
338	7-10	B	14

338	19-23	B,C	14
338	29-31	B,C	14
339	1-2	A,B	14
340	1-2	A-D	14
340	7-10	B	14
340	19-23	B,C	14
340	29-31	B,C	14
341	1-2	A,B	14
342	1-24	A-E	15
342	DATA	DATA	15
343	1-23	C,D	5,6
344	1-97	A-C	5
345	1-98	A-C	5

Diskette Responsive to POD No. 3	Investment Fields	6
Diskette Responsive to POD No. 4	Investment Fields	6
Diskette Responsive to POD No. 7	Same as pages 147 - 210, above.	4 - 7
Diskette Responsive to POD No. 34	Same as pages 290 - 341, above.	14
Diskette Responsive to POD No. 10	Revenues, Expenses and Investments	16

**Note 1:** This page contains information regarding Sprint's advertising budget and actual expenditures by service category. This information would help a competitor make an informed decision regarding how to most effectively compete with Sprint's advertising. Sprint does not have such information regarding its competitors and could not easily obtain such information. Disclosing this information to the public, when such information is not available from competitors, would put Sprint at a competitive disadvantage in the marketplace, thereby harming Sprint.

**Note 2:** These pages contain the actual billing statistics by service and geographic area. Knowledge of this information by Sprint's competitors would enable them to most effectively target their competitive efforts. Sprint does not have and cannot get this type of information for its competitors. Disclosing this information to the public, when such information is not available from competitors, would put Sprint at a competitive disadvantage in the marketplace, thereby harming Sprint.

**Note 3:** These pages contain information regarding Sprint's current and projected staffing levels, salaries, benefits, training expenses and local systems development costs. This information would enable a competitor to determine how to effectively compete with Sprint. Sprint does not have this information on any of its competitors. Disclosing this information to the public, when such

information is not available from competitors, would put Sprint at a competitive disadvantage in the marketplace, thereby harming Sprint.

**Note 4:** The expenses on these pages are the other direct, indirect and/or common expenses subdivided to specific network elements and accounts. This information is not available to this level of detail in any public document. This type of data shows fundamental information about the economics of operating the Companies and would be useful to competitors when making economic decisions such as whether, where and when to compete. Sprint does not have and cannot get this type of information for its competitors. Disclosing this information to the public, when such information is not available from competitors, would put Sprint at a competitive disadvantage in the marketplace, thereby harming Sprint.

**Note 5:** These pages show actual expenses incurred down to a very detailed level from the General Ledger account codes. This information is not publicly available. This type of data shows fundamental information about the economics of operating the companies and would be useful to competitors when making economic decisions such as whether, where and how to compete. Sprint does not have and cannot get this type of information for its competitors. Disclosing this information to the public, when such information is not available from competitors, would put Sprint at a competitive disadvantage in the marketplace, thereby harming Sprint.

**Note 6:** These pages show the actual telecommunications plant in-service by network element. This information provides basic economic information about when the Companies have investments and the rate at which investments are added by network element. Disclosing this type of data from Sprint to the public would make this valuable competitive data available to potential competitors at no cost, thereby giving potential competitors an advantage in the marketplace unavailable to Sprint. Sprint does not have and cannot get this type of information for its competitors. Disclosing this information to the public, when such information is not available from competitors, would put Sprint at a competitive disadvantage in the marketplace, thereby harming Sprint.

**Note 7:** The revenues provided on these pages are shown subdivided to a level that is not publicly available. This revenue data provides the basis for competitors to evaluate the profitability of the services shown and would be useful to competitors when making economic decisions such as whether, where and how to compete. Sprint does not have this type of data from its competitors and could not obtain it without significant cost. Disclosing this type of data from Sprint to the public would make this valuable, competitive data available to potential competitors at no cost, thereby giving potential competitors an advantage in the marketplace unavailable to Sprint. Consequently, disclosure to the public would harm Sprint.

**Note 8:** The information shown on this page includes GS&L expenses by cost center and FCC seven-digit account code. This expense information is not publicly available to this level of detail. Knowledge of this information by Sprint's potential competitors would enable them to make economic decisions on how best to compete with Sprint. Sprint does not have such information from its competitors and could not obtain it without great cost. Disclosing this information to the public, when such information is not available from competitors, would put Sprint at a competitive disadvantage in the marketplace, thereby harming Sprint.

**Note 9:** This page shows Sprint's avoided expenses by account code or information regarding the percent split of these expenses by account code, thereby allowing you to back-into the expense number. This information is not publicly available and shows fundamental information about the economics of operating the companies. As such, this information would be useful to competitors when making economic decisions about how to compete. Sprint does not have such information on its competitors and could not easily obtain such information. Disclosing this information to the public, when such information is not available from competitors, would put Sprint at a competitive disadvantage in the marketplace, thereby harming Sprint.

**Note 10:** These pages contain salary information about various job titles within Sprint's marketing group and how those salaries are allocated to various competitive services. This would provide competitors economic information which could be used to help determine how best to compete with Sprint. Sprint does not have such knowledge of its competitors and could not easily obtain it. Disclosing this information to the public, when such information is not available from competitors, would put Sprint at a competitive disadvantage in the marketplace, thereby harming Sprint.

**Note 11:** This page contains actual and budgeted expenses associated with some of Sprint's non-regulated services. This type of data shows fundamental information about the economics of operating the Companies and would be useful to competitors when making economic decisions such as whether, where and when to compete. Sprint does not have such information on its competitors and could not easily obtain such information. Disclosing this information to the public, when such information is not available from competitors, would put Sprint at a competitive disadvantage in the marketplace, thereby harming Sprint.

**Note 12:** There is information on this page regarding the operations of Sprint's other local operating companies in states other than Florida. This information has been kept confidential in those other states and is not Sprint-Florida's to make public. For the affiliated companies, this type of data shows fundamental information about the economics of operating the Companies and would be useful to competitors when making economic decisions such as whether, where and when to compete. Sprint's affiliates do not have such information on its competitors and could not easily



obtain such information. Disclosing this information to the public, when such information is not available from competitors, would put Sprint at a competitive disadvantage in the marketplace, thereby harming Sprint and its affiliates.

**Note 13:** These pages contain information regarding the number of customer contacts Sprint has by service as a result of service order, service repair or billing inquiries. Such information would give Sprint's competitors valuable market information regarding where and how they could best compete. Sprint does not have such information regarding its competitors and could not easily obtain it. Disclosing this information to the public, when such information is not available from competitors, would put Sprint at a competitive disadvantage in the marketplace, thereby harming Sprint and its affiliates.

**Note 14:** The usage data shown on these pages reflects the utilization of Sprint's switching equipment. The usage data shown on these pages reflects the utilization of Sprint's equipment and can be used to estimate customer calling patterns and other useful market share-type data. The extent to which this Company's equipment is used and the calling patterns of its customers are information that competitors can use when making decisions regarding whether, when and how to enter a market. This type of data shows fundamental information about the economics of operating the Companies and would be useful to competitors when making economic decisions such as whether, where and how to compete in the local exchange market. Likewise, fundamental economic data like this can be used by a competitor to make investment and pricing decisions. Sprint does not have this type of data from its competitors and could not obtain it without significant cost. Disclosing this type of data from Sprint to the public would make this valuable competitive data available to potential competitors at no cost, thereby giving potential competitors an advantage in the marketplace unavailable to Sprint. Consequently, disclosure to the public would harm Sprint.

**Note 15:** This page provides information regarding Sprint's cost of providing Directory Assistance. This type of data shows fundamental information about the economics of operating the Companies and would be useful to competitors when making economic decisions such as whether, where and how to compete in the local exchange market. Likewise, fundamental economic data like this can be used by a competitor to make investment and pricing decisions. Sprint does not have this type of data from its competitors and could not obtain it without significant cost. Disclosing this type of data from Sprint to the public would make this valuable competitive data available to potential competitors at no cost, thereby giving potential competitors an advantage in the marketplace unavailable to Sprint. Consequently, disclosure to the public would harm Sprint.

**Note 16:** This diskette contains an Excel based program used to calculate certain allocators. The primary confidential inputs used to calculate the allocators are revenues, expenses and investments. These fields contain detailed general ledger information at a level of detail not publicly disclosed by Sprint. This type of data shows fundamental information about the economics of operating the Companies and would be useful to competitors when making economic decisions such as whether, where and how to compete in the local exchange market. Likewise, fundamental economic data like this can be used by a competitor to make investment and pricing decisions. Sprint does not have this type of data from its competitors and could not obtain it without significant cost. Disclosing this type of data from Sprint to the public would make this valuable competitive data available to potential competitors at no cost, thereby giving potential competitors an advantage in the marketplace unavailable to Sprint. Consequently, disclosure to the public would harm Sprint.