

MONTHLY REPORT OF COST AND QUALITY OF FUEL OIL FOR ELECTRIC PLANTS
ORIGIN, VOLUME, DELIVERED PRICE AND AS RECEIVED QUALITY

1. REPORTING MONTH: Feb-97

3. NAME, TITLE & TELEPHONE NUMBER OF CONTACT PERSON CONCERNING DATA
SUBMITTED ON THIS FORM: JAN SMITH, ACCOUNTING TECHNICIAN (813) 866-5622

2. REPORTING COMPANY: FLORIDA POWER CORPORATION

4. SIGNATURE OF OFFICIAL SUBMITTING REPORT: *[Signature]*
JOHN SCARDINO, JR., CONTROLLER

5. DATE COMPLETED: 03/13/97

LINE NO. (a)	PLANT NAME (b)	SUPPLIER NAME (c)	SHIPPING POINT (d)	PURCHASE TYPE (e)	DELIVERY LOCATION (f)	DELIVERY DATE (g)	TYPE OIL (h)	SULFUR CONTENT (%) (i)	BTU CONTENT (Btu/gal) (j)	VOLUME (Bbls) (k)	DELIVERED PRICE (\$/Bbl) (l)
1	ANCLOTE	BP OIL COMPANY	TAMPA, FL	MTC	FOB PLANT	02/97	F02	0.45	138,516	4,046	\$29.5487
2	ANCLOTE	INTERNATIONAL PETROLEUM COM	PLANT CITY, FL	S	FOB PLANT	02/97	F06	1.69	149,186	149	\$18.2758
3	AVON PARK PEAKERS	NO DELIVERIES									
4	BARTOW	NO DELIVERIES									
5	BARTOW NORTH FUEL TERMINAL	RIO ENERGY INTERNATIONAL INC	HOUSTON, TX	MTC	FOB TERMINAL	02/97	F06	2.16	155,357	319,166	\$15.0640
6	BARTOW PEAKERS	NO DELIVERIES									
7	BARTOW FUEL TERMINAL UNIT 1	NO DELIVERIES									
8	BARTOW SOUTH FUEL TERMINAL	RIO ENERGY INTERNATIONAL INC	HOUSTON, TX	MTC	FOB TERMINAL	02/97	F06	0.99	156,426	335,358	\$16.3079
9	BARTOW SOUTH FUEL TERMINAL	INTERNATIONAL PETROLEUM COM	PLANT CITY, FL	S	FOB TERMINAL	02/97	F06	1.69	149,186	7,129	\$18.2678
10	BARTOW SOUTH FUEL TERMINAL	RIO ENERGY INTERNATIONAL INC	HOUSTON, TX	MTC	FOB TERMINAL	02/97	F06	1.49	152,642	79,261	\$16.4471
11	BAYBORO PEAKERS	NO DELIVERIES									
12	CRYSTAL RIVER NORTH	BP OIL COMPANY	TAMPA, FL	MTC	FOB PLANT	02/97	F02	0.45	138,516	2,587	\$28.9991
13	CRYSTAL RIVER SOUTH	BP OIL COMPANY	TAMPA, FL	MTC	FOB PLANT	02/97	F02	0.45	138,516	526	\$30.1909
14	DEBARY PEAKERS	BP OIL COMPANY	TAMPA, FL	MTC	FOB PLANT	02/97	F02	0.45	138,516	37,850	\$30.1802
15	HIGGINS STEAM PLANT	NO DELIVERIES									
16	HIGGINS PEAKERS	NO DELIVERIES									
17	INTERCESSION CITY PEAKERS	NO DELIVERIES									
18	CRYSTAL RIVER NUCLEAR PLANT	BP OIL COMPANY	TAMPA, FL	MTC	FOB PLANT	02/97	F02	0.45	138,516	179	\$35.868

970001-EI
000001-EI

DECLASSIFIED
66-28-9
JAN 16 1999


DOCUMENT NUMBER - DATE
03931 APR 17 98
FPSC-RECORDS/REPORTING

MONTHLY REPORT OF COST AND QUALITY OF FUEL OIL FOR ELECTRIC PLANTS
 DETAIL OF INVOICE AND TRANSPORTATION CHARGES

1. REPORTING MONTH: Feb-97

2. REPORTING COMPANY: FLORIDA POWER CORPORATION

3. NAME, TITLE & TELEPHONE NUMBER OF CONTACT PERSON CONCERNING DATA
 SUBMITTED ON THIS FORM: JAN SMITH, ACCOUNTING TECHNICIAN (813) 866-5622

4. SIGNATURE OF OFFICIAL SUBMITTING REPORT: 
 JOHN SCARDINO, JR., CONTROLLER

5. DATE COMPLETED: 03/13/97

LINE NO. (a)	PLANT NAME (b)	SUPPLIER NAME (c)	DELIVERY LOCATION (d)	DELIVERY DATE (e)	TYPE OIL (f)	VOLUME (Bbls) (g)	INVOICE PRICE (\$/Bbl) (h)	INVOICE AMOUNT (\$) (i)	DISCOUNT (\$) (j)	NET AMOUNT (\$) (k)	NET PRICE (\$/Bbl) (l)	QUALITY ADJUST (\$/Bbl) (m)	EFFECTIVE PURCHASE PRICE (\$/Bbl) (n)	TRANSPORT TO TERMINAL (\$/Bbl) (o)	ADDITIONAL TRANSPORT CHARGES (\$/Bbl) (p)	OTHER CHARGES (\$/Bbl) (q)	DELIVERED PRICE (\$/Bbl) (r)
1	ANCLOTE	BP OIL COMPANY	FOB PLANT	02/97	F02	4,046	\$27.9488	\$113,080.95	\$0.2668	\$113,080.68	\$27.9488	\$0.0000	\$27.9488	\$0.0000	\$0.7305	\$0.8694	\$29.5487
2	ANCLOTE	INTERNATIONAL PETROLEUM COM	FOB PLANT	02/97	F06	149	\$18.2044	\$2,712.46	\$0.0000	\$2,712.46	\$18.2044	\$0.0000	\$18.2044	\$0.0000	\$0.0000	\$0.0714	\$18.2758
3	AVON PARK PEAKERS	NO DELIVERIES															
4	BARTOW	NO DELIVERIES															
5	BARTOW NORTH FUEL TERMINAL	RIO ENERGY INTERNATIONAL INC	FOB TERMINAL	02/97	F06	319,166	\$14.9940	\$4,785,581.85	\$0.0000	\$4,785,581.85	\$14.9940	\$0.0000	\$14.9940	\$0.0000	\$0.0000	\$0.0700	\$15.0640
6	BARTOW PEAKERS	NO DELIVERIES															
7	BARTOW FUEL TERMINAL -UNIT 1	NO DELIVERIES															
8	BARTOW SOUTH FUEL TERMINAL	RIO ENERGY INTERNATIONAL INC	FOB TERMINAL	02/97	F06	335,358	\$16.2379	\$5,445,503.44	\$0.0000	\$5,445,503.44	\$16.2379	\$0.0000	\$16.2379	\$0.0000	\$0.0000	\$0.0700	\$16.3079
9	BARTOW SOUTH FUEL TERMINAL	INTERNATIONAL PETROLEUM COM	FOB TERMINAL	02/97	F06	7,129	\$18.1964	\$129,721.88	\$0.0000	\$129,721.88	\$18.1964	\$0.0000	\$18.1964	\$0.0000	\$0.0000	\$0.0714	\$18.2678
10	BARTOW SOUTH FUEL TERMINAL	RIO ENERGY INTERNATIONAL INC	FOB TERMINAL	02/97	F06	79,261	\$16.3771	\$1,298,062.48	\$0.0000	\$1,298,062.48	\$16.3771	\$0.0000	\$16.3771	\$0.0000	\$0.0000	\$0.0700	\$16.4471
11	BAYBORO PEAKERS	NO DELIVERIES															
12	CRYSTAL RIVER NORTH	BP OIL COMPANY	FOB PLANT	02/97	F02	2,587	\$27.0621	\$70,009.72	\$658.3900	\$69,351.33	\$26.8076	\$0.0000	\$26.8076	\$0.0000	\$1.3222	\$0.8693	\$28.9991
13	CRYSTAL RIVER SOUTH	BP OIL COMPANY	FOB PLANT	02/97	F02	526	\$28.2793	\$14,874.91	\$148.7500	\$14,726.16	\$27.9965	\$0.0000	\$27.9965	\$0.0000	\$1.3240	\$0.8704	\$30.1909
14	DEBARY PEAKERS	BP OIL COMPANY	FOB PLANT	02/97	F02	37,850	\$27.9952	\$1,059,620.06	*****	\$1,049,169.69	\$27.7191	\$0.0000	\$27.7191	\$0.0000	\$1.5914	\$0.8696	\$30.1802
15	HIGGINS STEAM PLANT	NO DELIVERIES															
16	HIGGINS PEAKERS	NO DELIVERIES															
17	INTERCESSION CITY PEAKERS	NO DELIVERIES															
18	CRYSTAL RIVER NUCLEAR PLANT	BP OIL COMPANY	FOB PLANT	02/97	F02	179	\$33.4320	\$5,984.33	\$0.0000	\$5,984.33	\$33.4320	\$0.0000	\$33.4320	\$0.0000	\$1.2180	\$0.8698	\$35.5198

MONTHLY REPORT OF COST AND QUALITY OF COAL FOR ELECTRIC PLANTS
ORIGIN, TONNAGE, DELIVERED PRICE AND AS RECEIVED QUALITY

- 1. Report for: Mo. February 1997
- 2. Reporting Company: Florida Power Corporation
- 3. Plant Name: Transfer Facility IMT

**SPECIFIED
CONFIDENTIAL**

4. Name, Title and Telephone Number of Contact
Person Concerning Data Submitted on this Form
Delmar J. Clark Jr., Senior Financial Analyst-Regulatory
(813) 824-6491

5. Signature of Official Submitting Report


Delmar J. Clark Jr., Senior Financial Analyst-Regulatory

6. Date Completed: April 15, 1997

Line No.	Supplier Name	Mine Location	Purchase Type	Transportation Mode	Tons	Effective Purchase Price (\$/Ton)	Total Transportation Cost (\$/Ton)	F.O.B. Plant Price (\$/Ton)	As Received Coal Quality			
									Percent Sulfur (%)	Btu Content (Btu/lb)	Percent Ash (%)	Percent Moisture (%)
(a)	(b)	(c)	(d)	(e)	(f)	(g)	(h)	(i)	(j)	(k)	(l)	(m)
1.	A. T. Massey Coal Co.	08, Wv, 005	LTC	TR&B	68,667	\$27.31	\$17.32	\$44.63	0.74	12,561	10.77	5.50
2.	Pen Coal Company	08, Ky, 071	LTC	B	7,481	\$29.67	\$17.32	\$46.99	0.65	12,439	9.47	7.06
3.	Pen Coal Company	08, Wv, 099	LTC	B	18,976	\$29.67	\$17.32	\$46.99	0.65	12,439	9.47	7.06
4.	Kanawha River Terminal	08, Ky, 193	S	B	341	\$17.53	\$17.32	\$34.85	0.71	11,475	11.62	10.11
5.	Stafford Coal Co.	08, Ky, 195	MTC	B	22,857	\$22.86	\$17.32	\$40.18	0.69	12,471	9.22	6.66
6.	Kentucky Coal Terminal	08, Ky, 119	S	B	29,523	\$25.25	\$17.32	\$42.57	0.66	12,301	10.28	7.09
7.	Oak Hill Coal	08, Ky, 071	S	B	9,712	\$24.80	\$17.32	\$42.12	0.65	12,315	9.69	7.75
8.	Kentucky May Coal Co.	08, Ky, 119	S	B	8,473	\$26.46	\$17.32	\$43.78	0.61	12,440	9.60	7.20

MONTHLY REPORT OF COST AND QUALITY OF COAL FOR ELECTRIC PLANTS
ORIGIN, TONNAGE, DELIVERED PRICE AND AS RECEIVED QUALITY

- 1. Report for: Mo. February 1997
- 2. Reporting Company: Florida Power Corporation
- 3. Plant Name: Crystal River 1 & 2

**SPECIFIED
CONFIDENTIAL**

4. Name, Title and Telephone Number of Contact Person Concerning Data Submitted on this Form
Delmar J. Clark Jr., Senior Financial Analyst-Regulatory
(813) 824-6491

5. Signature of Official Submitting Report


Delmar J. Clark Jr., Senior Financial Analyst-Regulatory

6. Date Completed: April 15, 1997

Line No.	Supplier Name	Mine Location	Purchase Type	Transportation Mode	Tons	Effective Purchase Price (\$/Ton)	Total Transportation Cost (\$/Ton)	F.O.B. Plant Price (\$/Ton)	As Received Coal Quality			
									Percent Sulfur (%)	Btu Content (Btu/lb)	Percent Ash (%)	Percent Moisture (%)
(a)	(b)	(c)	(d)	(e)	(f)	(g)	(h)	(i)	(j)	(k)	(l)	(m)
1.	Cyprus Cumberland Coal Corp.	08,Ky,013	MTC	UR	38,773	\$23.94	\$17.42	\$41.36	1.07	12,609	8.88	6.55
2.	Arch of Kentucky	08,Ky,095	LTC	UR	48,363	\$27.87	\$17.42	\$45.29	1.05	13,280	6.63	5.94
3.	Diamond May Coal Company	08,Ky,119	S	UR	19,186	\$22.75	\$18.54	\$41.29	0.97	12,117	11.10	7.45
4.	Quaker Coal Company	08,Ky,071	STC	UR	56,659	\$23.75	\$17.52	\$41.27	1.07	12,328	9.36	6.92
5.	Arch of Kentucky	08,Ky,095	S	UR	19,291	\$26.75	\$17.42	\$44.17	1.08	13,260	6.59	6.12
6.	Golden Oak Mining	08,Ky,193	STC	UR	9,781	\$24.50	\$18.54	\$43.04	1.05	12,964	6.34	7.30
7.	Transfer Facility	N/A	LTC	OB	0	N/A	N/A	\$0.00	N/A	N/A	N/A	N/A


MONTHLY REPORT OF COST AND QUALITY OF COAL FOR ELECTRIC PLANTS
ORIGIN, TONNAGE, DELIVERED PRICE AND AS RECEIVED QUALITY

- 1. Report for: Mo. February 1997
- 2. Reporting Company: Florida Power Corporation
- 3. Plant Name: Crystal River 4 & 5

**SPECIFIED
CONFIDENTIAL**

4. Name, Title and Telephone Number of Contact
Person Concerning Data Submitted on this Form
Delmar J. Clark Jr., Senior Financial Analyst-Regulatory
(813) 824-6491

5. Signature of Official Submitting Report


Delmar J. Clark Jr., Senior Financial Analyst-Regulatory

6. Date Completed: April 15, 1997

Line No.	Supplier Name	Mine Location	Purchase Type	Transportation Mode	Tons	Effective Purchase Price (\$/Ton)	Total Transportation Cost (\$/Ton)	F.O.B. Plant Price (\$/Ton)	As Received Coal Quality			
									Percent Sulfur (%)	Btu Content (Btu/lb)	Percent Ash (%)	Percent Moisture (%)
(a)	(b)	(c)	(d)	(e)	(f)	(g)	(h)	(i)	(j)	(k)	(l)	(m)
1.	Powell Mtn. Joint Venture	08,Va,105	LTC	UR	59,745	\$35.59	\$17.43	\$53.02	0.73	12,352	9.47	7.25
2.	Franklin Coal Sales	08,Ky,195	LTC	UR	19,726	\$27.06	\$17.53	\$44.59	0.65	12,576	9.13	7.81
3.	Quaker Coal Company, Inc.	08,Ky,195	S	UR	29,425	\$27.00	\$17.53	\$44.53	0.61	12,969	7.82	6.75
4.	Quaker Coal Company, Inc.	08,Ky,195	MTC	UR	9,580	\$26.35	\$17.53	\$43.88	0.63	12,921	8.43	6.40
5.	Consol, Inc.	08,Ky,133	S	UR	9,639	\$26.75	\$17.53	\$44.28	0.76	13,043	6.88	6.12
6.	Transfer Facility	N/A	LTC	OB	124,009	\$43.88	\$8.27	\$52.15	0.67	12,497	9.69	6.86

MONTHLY REPORT OF COST AND QUALITY OF COAL FOR ELECTRIC PLANTS
ORIGIN, TONNAGE, DELIVERED PRICE AND AS RECEIVED QUALITY

- 1. Report for: Mo. February 1997
- 2. Reporting Company: Florida Power Corporation
- 3. Plant Name: Transfer Facility IMT

**SPECIFIED
CONFIDENTIAL**

- 4. Name, Title and Telephone Number of Contact
Person Concerning Data Submitted on this Form
Delmar J. Clark Jr., Senior Financial Analyst-Regulatory
(813) 824-6491

- 5. Signature of Official Submitting Report


Delmar J. Clark Jr., Senior Financial Analyst-Regulatory

- 6. Date Completed: April 15, 1997

Line No.	Supplier Name	Mine Location	Purchase Type	Tons	F.O.B. Mine Price (\$/Ton)	Short Haul & Loading Charges (\$/Ton)	Original Invoice Price (\$/Ton)	Retro-active Price Increases (\$/Ton)	Base Price (\$/Ton)	Quality Adjustments (\$/Ton)	Effective Purchase Price (\$/Ton)
(a)	(b)	(c)	(d)	(e)	(f)	(g)	(h)	(i)	(j)	(k)	(l)
1.	A. T. Massey Coal Co.	08, Wv, 005	LTC	68,667	\$27.31	\$0.00	\$27.31	\$0.00	\$27.31	\$0.00	\$27.31
2.	Pen Coal Company	08, Ky, 071	LTC	7,481	\$29.67	\$0.00	\$29.67	\$0.00	\$29.67	\$0.00	\$29.67
3.	Pen Coal Company	08, Wv, 099	LTC	18,976	\$29.67	\$0.00	\$29.67	\$0.00	\$29.67	\$0.00	\$29.67
4.	Kanawha River Terminal	08, Ky, 193	S	341	\$18.02	\$0.00	\$18.02	\$0.00	\$18.02	(\$0.49)	\$17.53
5.	Stafford Coal Co.	08, Ky, 195	MTC	22,857	\$22.50	\$0.00	\$22.50	\$0.00	\$22.50	\$0.36	\$22.86
6.	Kentucky Coal Terminal	08, Ky, 119	S	29,523	\$25.25	\$0.00	\$25.25	\$0.00	\$25.25	\$0.00	\$25.25
7.	Oak Hill Coal	08, Ky, 071	S	9,712	\$24.80	\$0.00	\$24.80	\$0.00	\$24.80	\$0.00	\$24.80
8.	Kentucky May Coal Co.	08, Ky, 119	S	8,473	\$26.35	\$0.00	\$26.35	\$0.00	\$26.35	\$0.11	\$26.46

MONTHLY REPORT OF COST AND QUALITY OF COAL FOR ELECTRIC PLANTS
ORIGIN, TONNAGE, DELIVERED PRICE AND AS RECEIVED QUALITY

1. Report for: Mo. February 1997
2. Reporting Company: Florida Power Corporation
3. Plant Name: Crystal River 1 & 2

**SPECIFIED
CONFIDENTIAL**

4. Name, Title and Telephone Number of Contact Person Concerning Data Submitted on this Form
Delmar J. Clark Jr., Senior Financial Analyst-Regulatory
(813) 824-6491

5. Signature of Official Submitting Report


Delmar J. Clark Jr., Senior Financial Analyst-Regulatory

6. Date Completed: April 15, 1997

Line No.	Supplier Name	Mine Location	Purchase Type	Tons	F.O.B. Mine Price (\$/Ton)	Short Haul & Loading Charges (\$/Ton)	Original Invoice Price (\$/Ton)	Retro-active Price Increases (\$/Ton)	Base Price (\$/Ton)	Quality Adjustments (\$/Ton)	Effective Purchase Price (\$/Ton)
(a)	(b)	(c)	(d)	(e)	(f)	(g)	(h)	(i)	(j)	(k)	(l)
1.	Cyprus Cumberland Coal Corp.	08,Ky,013	MTC	38,773	\$23.94	\$0.00	\$23.94	\$0.00	\$23.94	\$0.00	\$23.94
2.	Arch of Kentucky	08,Ky,095	LTC	48,363	\$27.87	\$0.00	\$27.87	\$0.00	\$27.87	\$0.00	\$27.87
3.	Diamond May Coal Company	08,Ky,119	S	19,186	\$22.75	\$0.00	\$22.75	\$0.00	\$22.75	\$0.00	\$22.75
4.	Quaker Coal Company	08,Ky,071	STC	56,659	\$23.75	\$0.00	\$23.75	\$0.00	\$23.75	\$0.00	\$23.75
5.	Arch of Kentucky	08,Ky,095	S	19,291	\$26.75	\$0.00	\$26.75	\$0.00	\$26.75	\$0.00	\$26.75
6.	Golden Oak Mining	08,Ky,193	STC	9,781	\$24.50	\$0.00	\$24.50	\$0.00	\$24.50	\$0.00	\$24.50
7.	Transfer Facility	N/A	LTC	0	N/A	\$0.00	N/A	N/A	N/A	N/A	\$0.00

MONTHLY REPORT OF COST AND QUALITY OF COAL FOR ELECTRIC PLANTS
ORIGIN, TONNAGE, DELIVERED PRICE AND AS RECEIVED QUALITY

**SPECIFIED
CONFIDENTIAL**

- 1. Report for: Mo. February 1997
- 2. Reporting Company: Florida Power Corporation
- 3. Plant Name: Crystal River 4 & 5

4. Name, Title and Telephone Number of Contact
Person Concerning Data Submitted on this Form
Delmar J. Clark Jr., Senior Financial Analyst-Regulatory
(813) 824-6491

5. Signature of Official Submitting Report


Delmar J. Clark Jr., Senior Financial Analyst-Regulatory

6. Date Completed: April 15, 1997

Line No.	Supplier Name	Mine Location	Purchase Type	Tons	F.O.B. Mine Price (\$/Ton)	Short Haul & Loading Charges (\$/Ton)	Original Invoice Price (\$/Ton)	Retro-active Price Increases (\$/Ton)	Base Price (\$/Ton)	Quality Adjustments (\$/Ton)	Effective Purchase Price (\$/Ton)
(a)	(b)	(c)	(d)	(e)	(f)	(g)	(h)	(i)	(j)	(k)	(l)
1.	Powell Mtn. Joint Venture	08,Va,105	LTC	59,745	\$35.59	\$0.00	\$35.59	\$0.00	\$35.59	\$0.00	\$35.59
2.	Franklin Coal Sales	08,Ky,195	LTC	19,726	\$27.06	\$0.00	\$27.06	\$0.00	\$27.06	\$0.00	\$27.06
3.	Quaker Coal Company, Inc.	08,Ky,195	S	29,425	\$27.00	\$0.00	\$27.00	\$0.00	\$27.00	\$0.00	\$27.00
4.	Quaker Coal Company, Inc.	08,Ky,195	MTC	9,580	\$26.35	\$0.00	\$26.35	\$0.00	\$26.35	\$0.00	\$26.35
5.	Consol, Inc.	08,Ky,133	S	9,639	\$26.75	\$0.00	\$26.75	\$0.00	\$26.75	\$0.00	\$26.75
6.	Transfer Facility	N/A	LTC	124,009	\$43.88	\$0.00	\$43.88	N/A	\$43.88	N/A	\$43.88


MONTHLY REPORT OF COST AND QUALITY OF COAL FOR ELECTRIC PLANTS
ORIGIN, TONNAGE, DELIVERED PRICE AND AS RECEIVED QUALITY

- 1. Report for: Mo. February 1997
- 2. Reporting Company: Florida Power Corporation
- 3. Plant Name: Transfer Facility IMT

**SPECIFIED
CONFIDENTIAL**

- 4. Name, Title and Telephone Number of Contact
Person Concerning Data Submitted on this Form
Delmar J. Clark Jr., Senior Financial Analyst-Regulatory
(813) 824-6491

- 5. Signature of Official Submitting Report


Delmar J. Clark Jr., Senior Financial Analyst-Regulatory

- 6. Date Completed: April 15, 1997

Line No.	Supplier Name	Mine Location	Shipping Point	Transportation Mode	Tons	Effective Purchase Price (\$/Ton)	Additional Shorthaul & Loading Charges (\$/Ton)	Rail Rate (\$/Ton)	Other Rail Charges (\$/Ton)	River Barge Rate (\$/Ton)	Trans-loading Rate (\$/Ton)	Ocean Barge Rate (\$/Ton)	Other Water Charges (\$/Ton)	Other Related Charges (\$/Ton)	Transportation Charges (\$/Ton)	F.O.B. Plant Price (\$/Ton)
(a)	(b)	(c)	(d)	(e)	(f)	(g)	(h)	(i)	(j)	(k)	(l)	(m)	(n)	(o)	(p)	(q)
1.	A. T. Massey Coal Co.	08, Wv, 005	Boone, Wv	TR&B	68,667	\$27.31	N/A	N/A	N/A	N/A	N/A	N/A	N/A	N/A	\$17.32	\$44.63
2.	Pen Coal Company	08, Ky, 071	Floyd, Ky	B	7,481	\$29.67	N/A	N/A	N/A	N/A	N/A	N/A	N/A	N/A	\$17.32	\$46.99
3.	Pen Coal Company	08, Wv, 099	Wayne, WV	B	18,976	\$29.67	N/A	N/A	N/A	N/A	N/A	N/A	N/A	N/A	\$17.32	\$46.99
4.	Kanawha River Terminal	08, Ky, 193	Perry, Ky	B	341	\$17.53	N/A	N/A	N/A	N/A	N/A	N/A	N/A	N/A	\$17.32	\$34.85
5.	Stafford Coal Co.	08, Ky, 195	Pike, Ky	B	22,857	\$22.86	N/A	N/A	N/A	N/A	N/A	N/A	N/A	N/A	\$17.32	\$40.18
6.	Kentucky Coal Terminal	08, Ky, 119	Knott, Ky	B	29,523	\$25.25	N/A	N/A	N/A	N/A	N/A	N/A	N/A	N/A	\$17.32	\$42.57
7.	Oak Hill Coal	08, Ky, 071	Floyd, Ky	B	9,712	\$24.80	N/A	N/A	N/A	N/A	N/A	N/A	N/A	N/A	\$17.32	\$42.12
8.	Kentucky May Coal Co.	08, Ky, 119	Knott, Ky	B	8,473	\$26.46	N/A	N/A	N/A	N/A	N/A	N/A	N/A	N/A	\$17.32	\$43.78

MONTHLY REPORT OF COST AND QUALITY OF COAL FOR ELECTRIC PLANTS
ORIGIN, TONNAGE, DELIVERED PRICE AND AS RECEIVED QUALITY

- 1. Report for: Mo. February 1997
- 2. Reporting Company: Florida Power Corporation
- 3. Plant Name: Crystal River 1 & 2

**SPECIFIED
CONFIDENTIAL**

4. Name, Title and Telephone Number of Contact Person Concerning Data Submitted on this Form
Delmar J. Clark Jr., Senior Financial Analyst-Regulatory
(813) 824-6491

5. Signature of Official Submitting Report


Delmar J. Clark Jr., Senior Financial Analyst-Regulatory

6. Date Completed: April 15, 1997

Line No.	Supplier Name	Mine Location	Shipping Point	Transportation Mode	Tons	Effective Purchase Price (\$/Ton)	Additional Shorthaul & Loading Charges (\$/Ton)	Rail Rate (\$/Ton)	Other Rail Charges (\$/Ton)	River Barge Rate (\$/Ton)	Trans-loading Rate (\$/Ton)	Ocean Barge Rate (\$/Ton)	Other Water Charges (\$/Ton)	Other Related Charges (\$/Ton)	Transportation Charges (\$/Ton)	F.O.B. Plant Price (\$/Ton)
(a)	(b)	(c)	(d)	(e)	(f)	(g)	(h)	(i)	(j)	(k)	(l)	(m)	(n)	(o)	(p)	(q)
1.	Cyprus Cumberland Coal Corp.	08,Ky,013	Bell, Ky	UR	38,773	\$23.94	N/A	\$15.48	\$1.94	N/A	N/A	N/A	\$0.00	\$0.00	\$17.42	\$41.36
2.	Arch of Kentucky	08,Ky,095	Harlan, Ky	UR	48,363	\$27.87	N/A	\$15.48	\$1.94	N/A	N/A	N/A	\$0.00	\$0.00	\$17.42	\$45.29
3.	Diamond May Coal Company	08,Ky,119	Knott, Ky	UR	19,186	\$22.75	N/A	\$16.60	\$1.94	N/A	N/A	N/A	\$0.00	\$0.00	\$18.54	\$41.29
4.	Quaker Coal Company	08,Ky,071	Floyd, Ky	UR	56,659	\$23.75	N/A	\$15.58	\$1.94	N/A	N/A	N/A	\$0.00	\$0.00	\$17.52	\$41.27
5.	Arch of Kentucky	08,Ky,095	Harlan, Ky	UR	19,291	\$26.75	N/A	\$15.48	\$1.94	N/A	N/A	N/A	\$0.00	\$0.00	\$17.42	\$44.17
6.	Golden Oak Mining	08,Ky,193	Perry, Ky	UR	9,781	\$24.50	N/A	\$16.60	\$1.94	N/A	N/A	N/A	\$0.00	\$0.00	\$18.54	\$43.04
7.	Transfer Facility	N/A	Plaquemines Parrish, La	OB	0	\$0.00	N/A	N/A	N/A	N/A	N/A	N/A	\$0.00	\$0.00	N/A	\$0.00


MONTHLY REPORT OF COST AND QUALITY OF COAL FOR ELECTRIC PLANTS
ORIGIN, TONNAGE, DELIVERED PRICE AND AS RECEIVED QUALITY

**SPECIFIED
CONFIDENTIAL**

- 1. Report for: Mo. February 1997
- 2. Reporting Company: Florida Power Corporation
- 3. Plant Name: Crystal River 4 & 5

4. Name, Title and Telephone Number of Contact
Person Concerning Data Submitted on this Form
Delmar J. Clark Jr., Senior Financial Analyst-Regulatory
(813) 824-6491

5. Signature of Official Submitting Report


Delmar J. Clark Jr., Senior Financial Analyst-Regulatory

6. Date Completed: April 15, 1997


Line No.	Supplier Name	Mine Location	Shipping Point	Transportation Mode	Tons	Effective Purchase Price (\$/Ton)	Additional Shorthaul & Loading Charges (\$/Ton)	Rail Rate (\$/Ton)	Other Rail Charges (\$/Ton)	River Barge Rate (\$/Ton)	Trans-loading Rate (\$/Ton)	Ocean Barge Rate (\$/Ton)	Other Water Charges (\$/Ton)	Other Related Charges (\$/Ton)	Transportation Charges (\$/Ton)	F.O.B. Plant Price (\$/Ton)
(a)	(b)	(c)	(d)	(e)	(f)	(g)	(h)	(i)	(j)	(k)	(l)	(m)	(n)	(o)	(p)	(q)
1.	Powell Mtn. Joint Venture	08,Va,105	Lee, Va	UR	59,745	\$35.59	N/A	\$15.48	\$1.95	N/A	N/A	N/A	\$0.00	\$0.00	\$17.43	\$53.02
2.	Franklin Coal Sales	08,Ky,195	Pike, Ky	UR	19,726	\$27.06	N/A	\$15.58	\$1.95	N/A	N/A	N/A	\$0.00	\$0.00	\$17.53	\$44.59
3.	Quaker Coal Company, Inc.	08,Ky,195	Pike, Ky	UR	29,425	\$27.00	N/A	\$15.58	\$1.95	N/A	N/A	N/A	\$0.00	\$0.00	\$17.53	\$44.53
4.	Quaker Coal Company, Inc.	08,Ky,195	Pike, Ky	UR	9,580	\$26.35	N/A	\$15.58	\$1.95	N/A	N/A	N/A	\$0.00	\$0.00	\$17.53	\$43.88
5.	Consol, Inc.	08,Ky,133	Letcher, Ky	UR	9,639	\$26.75	N/A	\$15.58	\$1.95	N/A	N/A	N/A	\$0.00	\$0.00	\$17.53	\$44.28
6.	Transfer Facility	N/A	Plaquemines Parrish, La	OB	124,009	\$43.88	N/A	N/A	N/A	N/A	N/A	N/A	\$0.00	\$0.00	\$8.27	\$52.15

MONTHLY REPORT OF COST AND QUALITY OF COAL FOR ELECTRIC PLANTS
 REPORT OF ADJUSTMENTS TO PREVIOUS COAL DELIVERIES

- 1. Report for: Mo. February 1997
- 2. Reporting Company: Florida Power Corporation
- 3. Plant Name: Transfer Facility IMT

**SPECIFIED
 CONFIDENTIAL**

4. Name, Title and Telephone Number of Contact
 Person Concerning Data Submitted on this Form
 Delmar J. Clark Jr., Senior Financial Analyst - Regulatory
 (813) 824-6491

5. Signature of Official Submitting Report

 Delmar J. Clark Jr., Senior Financial Analyst - Regulatory

6. Date Completed: April 15, 1997

Line No.	Month Reported	Form Plant Name	Intended Generating Plant	Supplier	Original Line Number	Old Volume (tons)	Form No.	Column Title	Old Value	New Value	New F.O.B. Plant Price	Reason for Revision
(a)	(b)	(c)	(d)	(e)	(f)	(g)	(h)	(i)	(j)	(k)	(l)	(m)
1.	12/96	CR 4&5	CR 4&5	Franklin Coal Sales	9	9,753	2A	(k) Quality Adjustment	\$0.00	\$0.38	\$43.60	Quality Adjustment
2.	11/96	CR 4&5	CR 4&5	A. T. Massey Coal Co.	1	73,852	2A	(k) Quality Adjustment	\$0.00	\$0.12	\$43.60	Quality Adjustment
3.	12/96	CR 4&5	CR 4&5	A. T. Massey Coal Co.	1	46,591	2A	(k) Quality Adjustment	\$0.00	\$0.45	\$43.93	Quality Adjustment
4.	01/97	CR 4&5	CR 4&5	A. T. Massey Coal Co.	1	43,528	2A	(k) Quality Adjustment	\$0.00	\$0.33	\$44.78	Quality Adjustment
5.	12/96	CR 4&5	CR 4&5	Pen Coal Company	2	10,063	2A	(k) Quality Adjustment	\$0.00	\$0.01	\$45.79	Quality Adjustment
6.	12/96	CR 4&5	CR 4&5	Pen Coal Company	3	1,250	2A	(k) Quality Adjustment	\$0.00	\$0.01	\$45.79	Quality Adjustment
7.	12/96	CR 4&5	CR 4&5	Pen Coal Company	4	12,837	2A	(k) Quality Adjustment	\$0.00	\$0.01	\$45.79	Quality Adjustment
8.	01/97	CR 4&5	CR 4&5	Pen Coal Company	2	22,633	2A	(k) Quality Adjustment	\$0.00	(\$0.33)	\$46.66	Quality Adjustment
9.	01/97	CR 4&5	CR 4&5	Pen Coal Company	3	10,827	2A	(k) Quality Adjustment	\$0.00	(\$0.33)	\$46.66	Quality Adjustment
10.	01/97	CR 4&5	CR 4&5	Stafford Coal Co.	5	9,184	2A	(k) Quality Adjustment	\$0.00	\$0.10	\$39.92	Quality Adjustment
11.	12/96	CR 4&5	CR 4&5	Stafford Coal Co.	6	9,012	2A	(k) Quality Adjustment	\$0.00	\$0.94	\$39.75	Quality Adjustment
12.	01/97	CR 4&5	CR 4&5	Vitol Gas & Electric	6	4,688	2A	(k) Quality Adjustment	\$0.00	(\$0.35)	\$35.87	Quality Adjustment
13.	01/97	CR 4&5	CR 4&5	Kentucky Coal Term.	7	31,192	2A	(k) Quality Adjustment	\$0.00	(\$0.10)	\$42.47	Quality Adjustment
14.	01/97	CR 4&5	CR 4&5	Kanawha River Term.	4	2,129	2A	(k) Quality Adjustment	\$0.00	(\$1.18)	\$41.39	Quality Adjustment

44.96
 1

MONTHLY REPORT OF COST AND QUALITY OF COAL FOR ELECTRIC PLANTS
 REPORT OF ADJUSTMENTS TO PREVIOUS COAL DELIVERIES

- 1. Report for: Mo. February 1997
- 2. Reporting Company: Florida Power Corporation
- 3. Plant Name: Transfer Facility TTI Systems, Inc.

4. Name, Title and Telephone Number of Contact
 Person Concerning Data Submitted on this Form
 Delmar J. Clark Jr., Senior Financial Analyst - Regulatory
 (813) 824-6491

5. Signature of Official Submitting Report

Delmar J. Clark Jr., Senior Financial Analyst - Regulatory

6. Date Completed: April 15, 1997

Line No.	Month Reported	Form Plant Name	Intended Generating Plant	Supplier	Original Line Number	Old Volume (tons)	Form No.	Column Title	Old Value	New Value	New F.O.B. Plant Price	Reason for Revision
(a)	(b)	(c)	(d)	(e)	(f)	(g)	(h)	(i)	(j)	(k)	(l)	(m)

=== NONE ===

MONTHLY REPORT OF COST AND QUALITY OF COAL FOR ELECTRIC PLANTS
 REPORT OF ADJUSTMENTS TO PREVIOUS COAL DELIVERIES

**SPECIFIED
 CONFIDENTIAL**

- 1. Report for: Mo. February 1997
- 2. Reporting Company: Florida Power Corporation
- 3. Plant Name: Crystal River 1 & 2

4. Name, Title and Telephone Number of Contact
 Person Concerning Data Submitted on this Form
 Delmar J. Clark Jr., Senior Financial Analyst - Regulatory
 (813) 824-6491

5. Signature of Official Submitting Report

Delmar J. Clark Jr.

Delmar J. Clark Jr., Senior Financial Analyst - Regulatory

6. Date Completed: April 15, 1997

Line No.	Month Reported	Form Plant Name	Intended Generating Plant	Supplier	Original Line Number	Old Volume (tons)	Form No.	Column Title	Old Value	New Value	New F.O.B. Plant Price	Reason for Revision
(a)	(b)	(c)	(d)	(e)	(f)	(g)	(h)	(i)	(j)	(k)	(l)	(m)
1.	10/96	CR 1&2	CR 1&2	Arch of Kentucky	1	18,328	2A	(k) Quality Adjustment	\$0.00	\$0.54	\$45.16	Quality Adjustment
2.	10/96	CR 1&2	CR 1&2	Arch of Kentucky	2	8,904	2A	(k) Quality Adjustment	\$0.00	\$0.62	\$41.91	Quality Adjustment
3.	11/96	CR 1&2	CR 1&2	Arch of Kentucky	3	27,544	2A	(k) Quality Adjustment	\$0.00	\$0.45	\$40.89	Quality Adjustment
4.	11/96	CR 1&2	CR 1&2	Arch of Kentucky	2	38,120	2A	(k) Quality Adjustment	\$0.00	\$0.33	\$44.10	Quality Adjustment
5.	12/96	CR 1&2	CR 1&2	Arch of Kentucky	2	19,186	2A	(k) Quality Adjustment	\$0.00	\$0.21	\$43.80	Quality Adjustment
6.	01/97	CR 1&2	CR 1&2	Arch of Kentucky	2	28,676	2A	(k) Quality Adjustment	\$0.00	\$0.62	\$45.84	Quality Adjustment
7.	01/97	CR 1&2	CR 1&2	Ikerd-Bandy Co., Inc.	8	9,602	2A	(k) Quality Adjustment	\$0.00	\$0.22	\$42.74	Quality Adjustment

MONTHLY REPORT OF COST AND QUALITY OF COAL FOR ELECTRIC PLANTS
 REPORT OF ADJUSTMENTS TO PREVIOUS COAL DELIVERIES

- 1. Report for: Mo. February 1997
- 2. Reporting Company: Florida Power Corporation
- 3. Plant Name: Crystal River 4 & 5

**SPECIFIED
 CONFIDENTIAL**

4. Name, Title and Telephone Number of Contact
 Person Concerning Data Submitted on this Form
 Delmar J. Clark Jr., Senior Financial Analyst - Regulatory
 (813) 824-6491

5. Signature of Official Submitting Report

Delmar J. Clark Jr.

Delmar J. Clark Jr., Senior Financial Analyst - Regulatory

6. Date Completed: April 15, 1997

Line No.	Month Reported	Form Plant Name	Intended Generating Plant	Supplier	Original Line Number	Old Volume (tons)	Form No.	Column Title	Old Value	New Value	New F.O.B. Plant Price	Reason for Revision
(a)	(b)	(c)	(d)	(e)	(f)	(g)	(h)	(i)	(j)	(k)	(l)	(m)
1.	12/96	CR 4&5	CR 4&5	Franklin Coal Sales	2	19,347	2A	(k) Quality Adjustment	\$0.00	\$0.38	\$43.66	Quality Adjustment