

ORIGINAL
FILE COPY

BellSouth Telecommunications, Inc.
Docket No. 960786-TL
Stacy Deposition
August 14, 1997
Late Filed Exhibit No. 4
Page 1 of 1

PROPRIETARY

REQUEST: Diagram of Florida interconnection trunk groups between TCG and BST.

RESPONSE: Please see the attached diagram.

INFORMATION PROVIDED BY: William N. Stacy
AVP - Interconnection Operations
675 West Peachtree St.
Atlanta, GA 30375

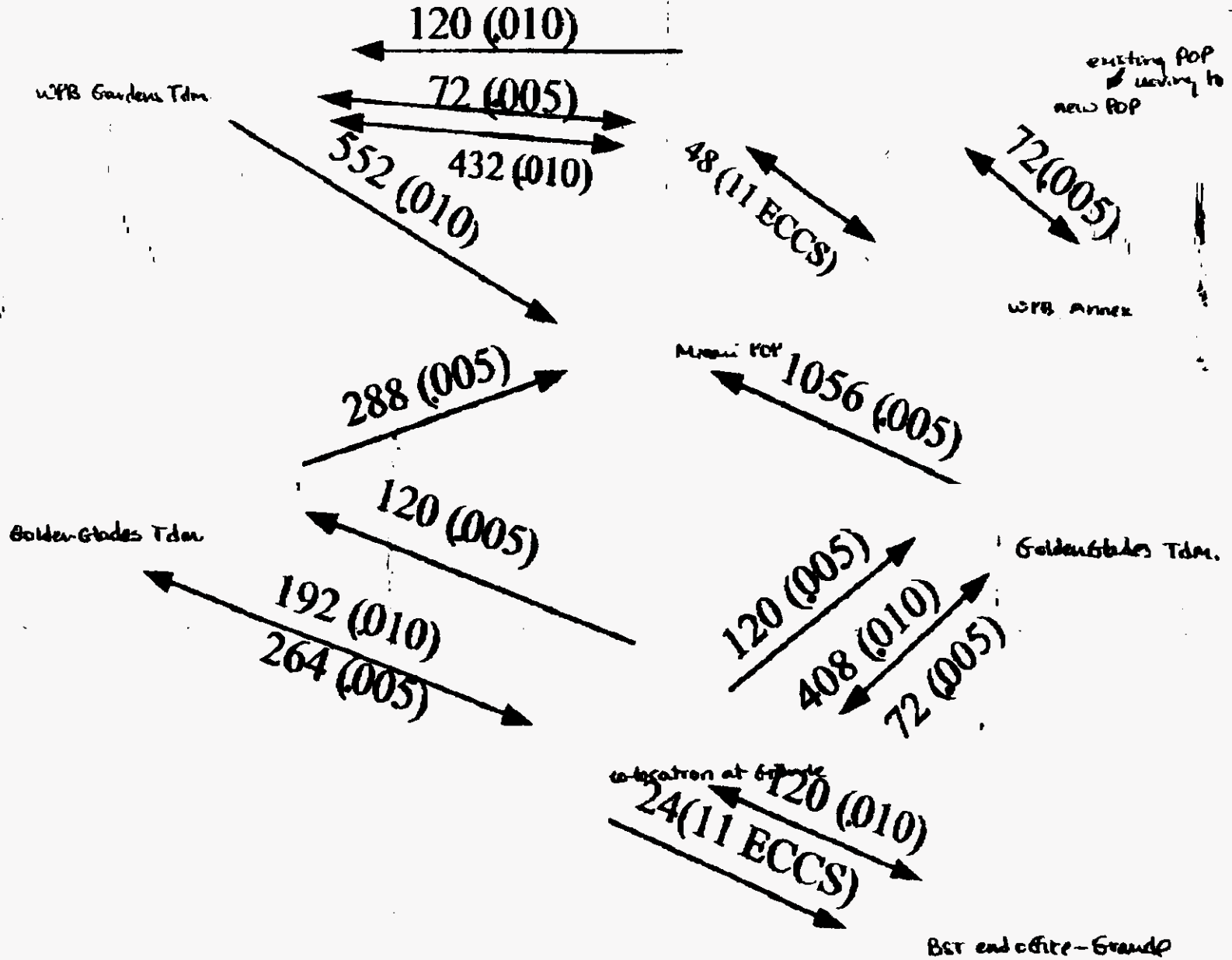
ACK _____
AFA _____
APP _____
CAF _____
CMU _____
CTR _____
EAG _____
LEG _____
LIN _____
OPC _____
RCH _____
SEC 1 _____
WAS _____
OTH _____

DOCUMENT NUMBER-DATE

09268 SEP 11 5

FPSC-RECORDS/REPORTING

TRUNK DIAGRAM



(% Blocking - Design Criteria)

BellSouth Telecommunications, Inc.
Docket No. 960786-TL
Stacy Deposition
August 14, 1997
Late Filed Exhibit No. 5
Page 1 of 1

PROPRIETARY

REQUEST: Data track of traffic vs. trunks for various Florida interconnection trunk groups between TCG and BST.

RESPONSE: Please see the attached information.

INFORMATION PROVIDED BY: William N. Stacy
AVP - Interconnection Operations
675 West Peachtree St.
Atlanta, GA 30375

SOUTH FLORIDA TCG

- **Primarily handles Internet Services**

3 Central Dade, South Dade & Keys trunks to TCG
4 trunks to BST (106 required)

5 North Dade, Broward County trunks to TCG
6 trunks to BST (70 required)

7 West Palm Beach County trunks to TCG
8 trunks to BST (44 required)

- **Additions currently underway**

10 North Dade, Broward County trunks 8/22/97

11 West Palm Beach County trunks to tandem 8/22/97
12 trunks from
13 end offices 8/29/97

- **Delays in Additions**

No advance notification of impending traffic surges.

Two week internal delay in receiving processed traffic data to base augmentation decision on.

Two week average delay in receiving Firm Order Commitment from TCG and concurrent turn up of new carrier and facilities.

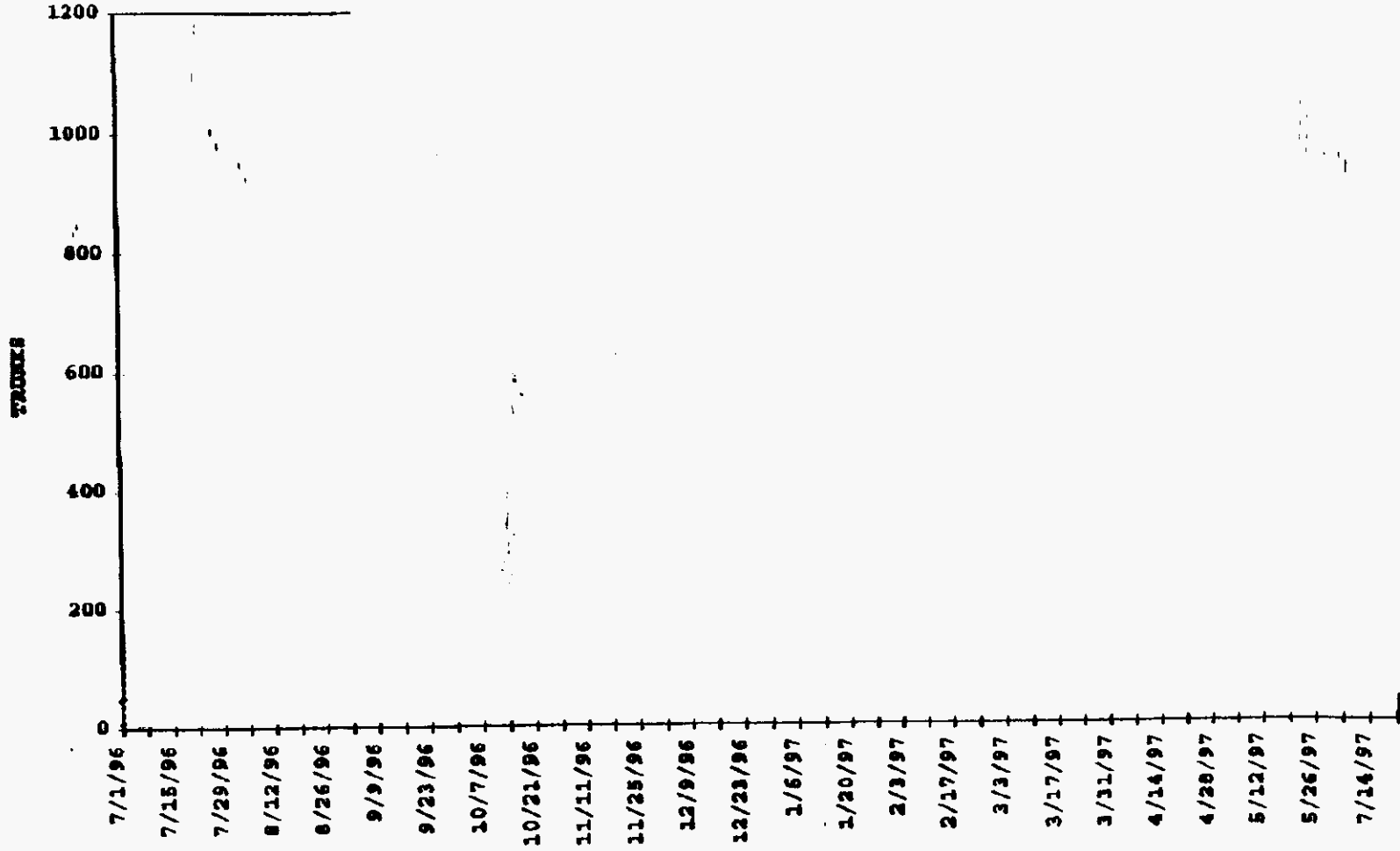
- Communication

Held joint planning meeting in May at which time we indicated desire to initiate end office trunking. TCG was unresponsive and did not know which central offices would benefit from this trunking arrangement.

The South Florida CCM's have developed an excellent rapport with the local TCG operations people as well as the centrally located provisioning personnel. We have always found them co-operative and I believe they have always found us receptive and anxious to assist them.

AC194307 - CHART

AC194307 DATA TRACK



4

4045233122

03-22-97 02:43PM PLOT 003

SENT BY: Aerocx e. 6030106 107 3-22-97 3:35PM

4045233122

350 222 3840: 7

AC194307 - DATA

AC194307	INSTALLED	REQUIRED
7/1/96		
7/8/96		
7/15/96		
7/22/96		
7/29/96		
8/5/96		
8/12/96		
8/19/96		
8/26/96		
9/2/96		
9/9/96		
9/16/96		
9/23/96		
9/30/96		
10/7/96		
10/14/96		
10/21/96		
11/4/96		
11/11/96		
11/18/96		
11/25/96		
12/2/96		
12/9/96		
12/16/96		
12/23/96		
12/30/96		
1/6/97		
1/13/97		
1/20/97		
1/27/97		
2/3/97		
2/10/97		
2/17/97		
2/24/97		
3/3/97		
3/10/97		
3/17/97		
3/24/97		
3/31/97		
4/7/97		
4/14/97		
4/21/97		
4/28/97		
5/5/97		
5/12/97		
5/19/97		
5/26/97		

5

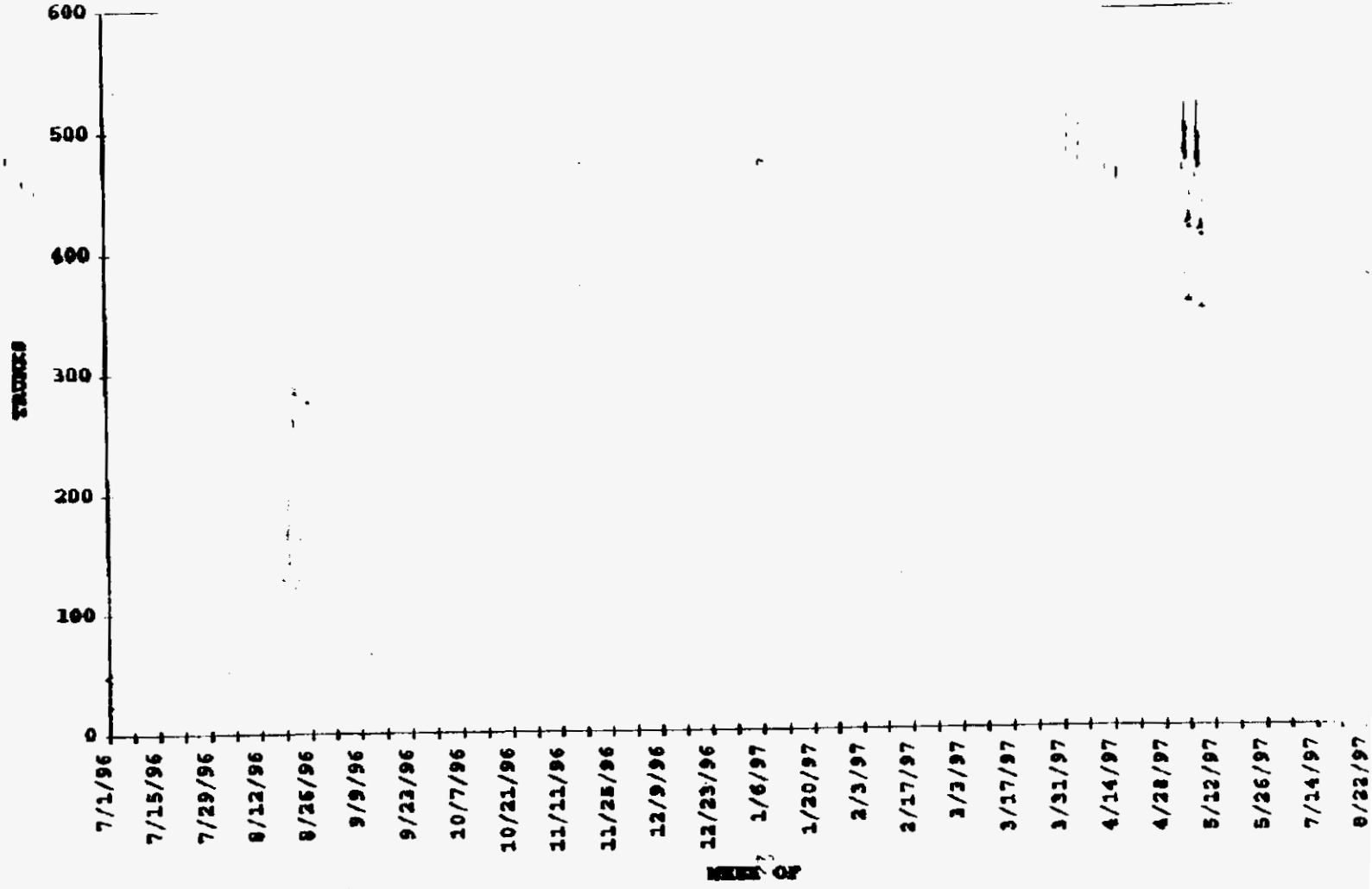
6/2/97
7/14/97
7/21/97

40

6

AC194308 - CHART

AC194308 DATA TRACK



4045295122

08-22-97 03 435M 3111 #43

4

ACL94308	INSTALLED	REMOVED			
7/1/96					
7/8/96					
7/15/96					
7/22/96					
7/29/96					
8/5/96					
8/12/96					
8/19/96					
8/26/96					
9/2/96			*		
9/9/96					
9/16/96					
9/23/96					
9/30/96					
10/7/96					
10/14/96					
10/21/96					
11/4/96					
11/11/96					
11/18/96					
11/25/96					
12/2/96					
12/9/96					
12/16/96					
12/23/96					
12/30/96					
1/6/97					
1/13/97					
1/20/97					
1/27/97					
2/3/97					
2/10/97					
2/17/97			*		
2/24/97					
3/3/97					
3/10/97					
3/17/97					
3/24/97					
3/31/97					
4/7/97					
4/14/97					
4/21/97					
4/28/97					
5/5/97					
5/12/97					
5/19/97					
5/26/97					

AC194308 - DATA

6/2/97
7/14/97
7/31/97
8/22/97
8/29/97

			528

AC194308 - DATA

AC194308	INSTALLED	REMOVED
7/1/96		
7/8/96		
7/15/96		
7/22/96		
7/29/96		
8/5/96		
8/12/96		
8/19/96		
8/26/96		
9/2/96		*
9/9/96		
9/16/96		
9/23/96		
9/30/96		
10/7/96		
10/14/96		
10/21/96		
11/4/96		
11/11/96		
11/18/96		
11/25/96		
12/2/96		
12/9/96		
12/16/96		
12/23/96		
12/30/96		
1/6/97		
1/13/97		
1/20/97		
1/27/97		
2/3/97		
2/10/97		
2/17/97		*
2/24/97		
3/3/97		
3/10/97		
3/17/97		
3/24/97		
3/31/97		
4/7/97		
4/14/97		*
4/21/97		
4/28/97		*
5/5/97		*
5/12/97		*
5/19/97		
5/26/97		

10

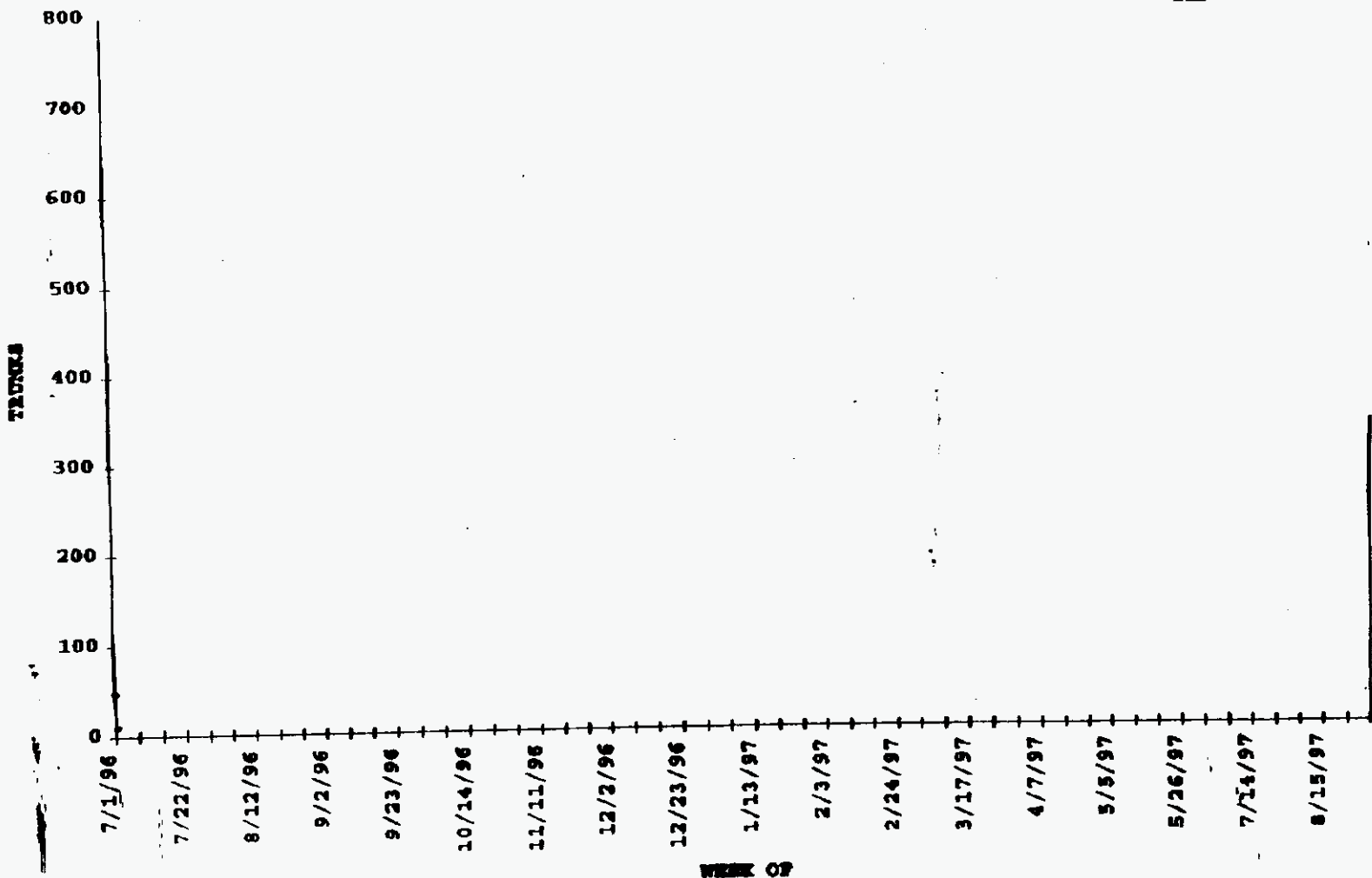
AC194308 - DATA

6/2/97	
7/14/97	
7/21/97	
8/22/97	
9/29/97	

//

AC194317 DATA TRACK

21



AC194317 - DATA

AC194317	INSTALLED	REMOVED
7/1/96		
7/8/96		
7/15/96		
7/22/96		
7/29/96		
8/5/96		
8/12/96		
8/19/96		
8/26/96		
9/2/96		
9/9/96		
9/16/96		
9/23/96		
9/30/96		
10/7/96		
10/14/96		
10/21/96		
11/4/96		
11/11/96		
11/18/96		
11/25/96		
12/2/96		
12/9/96		
12/16/96		
12/23/96		
12/30/96		
1/6/97		
1/13/97		
1/20/97		
1/27/97		
2/3/97		
2/10/97		
2/17/97		
2/24/97		
3/3/97		
3/10/97		
3/17/97		
3/24/97		
3/31/97		
4/7/97		
4/21/97		
4/28/97		
5/5/97		
5/12/97		
5/19/97		
5/26/97		
6/2/97		

AC194317 - DATA

6/9/97
7/14/97
7/21/97
8/1/97
8/15/97
8/22/97
8/29/97

14

BellSouth Telecommunications, Inc.
Docket No. 960786-TL
Stacy Deposition
August 14, 1997
Late Filed Exhibit No. 6
Page 1 of 1

PROPRIETARY

REQUEST: Percentage of calls blocked between BST and TCG and where those blockages occurred during most recent six months. Percentage of calls blocked between BST and each facilities based ALEC in Florida for most recent six months.

RESPONSE: Please refer to attached data. The percentage of calls blocked and where those blockages occurred, by trunk group, is indicated on the attached data. The BLKG column reflects a four week moving average of call blockage as per the respective study period.

INFORMATION PROVIDED BY: William N. Stacy
AVP - Interconnection Operations
675 West Peachtree St.
Atlanta, GA 30375

- SOUTH FLORIDA (PALM BEACH COUNTY) REPORT

RESP: DEMAND SERVICING SYSTEM V7.03 DATE: 08/19/97
 TGSN:
 M-DAY: ABD STUDY PERIOD LOADS (SPL)

TDSP CNST: 0 TDSP REC:

STUDY PER	TRUNKS			ADMINISTRATIVE HOUR					
	IN-SVC	REQ	TD	FCST	HR	OPFD	BLKG	Z FAC	D/D VAL
8/04/97					21	25077	.2064	1.00	H 9
7/28/97					21	27569	.3367	1.20	H 5
7/21/97					22	17738	.2248	1.00	H 9
7/14/97					22	14718	.1556	1.00	H 13
6/09/97					22	7799	.0000	1.00	L 14
6/02/97					22	7622	.0000	1.00	L 18
5/26/97					21	6896	.0000	1.03	L 18
5/19/97					21	6478	.0000	1.03	L 19
5/12/97					21	6030	.0000	1.04	L 18
5/05/97					21	5748	.0082	1.04	L 19
4/28/97					22	5422	.0001	1.00	L 19
4/21/97					22	5148	.0000	1.00	L 19
4/14/97					21	4823	.0000	1.00	L 19
4/07/97					21	4606	.0000	1.00	L 18
3/31/97					21	4382	.0000	1.00	L 18
3/24/97					21	4275	.0000	1.00	L 18
3/17/97					21	4269	.0000	1.00	L 17
3/10/97					20	4485	.0175	1.16	H 17
3/03/97					20	4634	.0205	1.32	H 17
2/24/97					20	4425	.0214	1.42	H 17
2/17/97					21	4097	.1043	2.95	H 19
2/10/97					21	3453	.0395	1.39	H 20
2/03/97					21	3118	.0218	1.31	H 20

*(ALEC'S
#6a:b*

- SOUTH FLORIDA (DADE COUNTY) REPORT

RESP: DEMAND SERVICING SYSTEM V7.03 DATE: 08/19/97
 TGSN:
 M-DAY: ABD STUDY PERIOD LOADS (SPL)

TDSP CNST: 0 TDSP REC:

STUDY PER	TRUNKS			ADMINISTRATIVE HOUR						
	IN-SVC	REQ	TD	FCST	HR	OPFD	BLKG	2 FAC	D/D	VAL
8/04/97					22	32926	.0000	1.20	L	19
7/28/97					22	32775	.0000	1.20	L	15
7/21/97					22	30231	.0000	1.00	M	14
7/14/97					22	27634	.0000	1.00	M	13
6/02/97					22	24750	.0000	1.00	L	17
5/26/97					22	24890	.0000	1.00	L	18
5/19/97					22	24830	.0000	1.00	L	19
5/12/97					22	26164	.0000	1.00	M	17
5/05/97					22	28423	.0233	1.00	H	17
4/28/97					22	29547	.0236	1.00	H	17
4/21/97					22	29786	.1969	10.00	M	17
4/14/97					22	28174	.1565	6.20	M	18
4/07/97					22	25736	.0942	4.64	M	18
3/31/97					22	24077	.0316	3.66	L	18
3/24/97					20	22340	.0005	1.00	L	19
3/17/97					22	23151	.0000	1.00	L	17
3/10/97					22	22965	.0000	1.00	L	13
3/03/97					21	16032	.0000	1.00	H	12
2/24/97					19	9339	.0000	1.00	H	14
2/17/97					18	6130	.0000	1.00	H	19
2/10/97					15	3311	.0088	1.67	L	20
2/03/97					15	3195	.0088	1.53	L	20

2

- SOUTH FLORIDA (NORTH DADE & BROWARD COUNTY) REPORT

RESP: DEMAND SERVICING SYSTEM V7.03 DATE: 08/19/97
 TGSN:
 M-DAY: ABD STUDY PERIOD LOADS (SPL)

 TDSP CNST: 0 TDSP REC:

STUDY PER	TRUNKS			ADMINISTRATIVE HOUR					
	IN-SVC	REQ	TD	PCST	HR	OFFD	BLKG	Z FAC	D/D VAL
8/04/97					21	9515	.0595	3.19	M 19
7/28/97					21	9284	.0445	2.25	M 15
7/21/97					21	8082	.0205	1.85	H 15
7/14/97					21	7312	.0072	1.60	M 14
6/02/97					16	6668	.0000	1.00	L 19
5/26/97					16	6621	.0000	1.00	L 19
5/19/97					16	6499	.0001	1.75	L 20
5/12/97					16	6777	.0064	1.72	H 20
5/05/97					16	6792	.0074	1.97	H 20
4/28/97					16	6729	.0079	1.98	H 20
4/21/97					16	6656	.0293	1.26	H 20
4/14/97					16	6217	.0067	1.29	L 19
4/07/97					15	6247	.0023	1.00	L 19
3/31/97					16	6181	.0014	1.00	L 19
3/24/97					16	6171	.0016	1.00	L 19
3/17/97					16	6120	.0013	1.00	L 18
3/10/97					16	5988	.0002	1.00	L 18
3/03/97					16	5802	.0008	1.00	L 18
2/24/97					15	5828	.0041	1.00	L 17
2/17/97					16	5982	.0010	1.00	H 18
2/10/97					16	5764	.0465	1.00	H 18
2/03/97					16	5667	.0473	1.00	H 18

3

) - SOUTH FLORIDA (DADE
COUNTY) REPORT

RESP: DEMAND SERVICING SYSTEM V7.03 DATE: 08/19/97
 TGSN:
 M-DAY: ABD STUDY PERIOD LOADS (SPL)

TDSP CNST: 0 TDSP REC:

STUDY PER	TRUNKS				ADMINISTRATIVE HOUR						
	IN-SVC	REQ	TD	FCST	HR	OFFD	BLKG	Z	PAC	D/D	VAL
8/04/97					16	25117	.0000		1.00	L	19
7/28/97					16	24935	.0000		1.00	L	15
7/21/97					16	23948	.0000		1.00	L	15
7/14/97					16	22135	.0000		1.00	M	14
6/02/97					16	20013	.0000		1.00	L	19
5/26/97					16	18854	.0000		1.00	L	17
5/19/97					16	17134	.0000		1.00	H	18
5/12/97					16	15609	.0000		1.00	M	18
5/05/97					16	13616	.0000		1.00	M	18
4/28/97					16	13087	.0000		1.00	L	20
4/21/97					16	13006	.0000		1.00	L	20
4/14/97					16	12132	.0287		1.00	H	19
4/07/97					16	12079	.0219		1.00	H	19
3/31/97					16	12053	.0198		1.00	H	18
3/24/97					16	12650	.2040		3.24	H	18
3/17/97					16	12700	.1923		2.59	H	17
3/10/97					16	12280	.1569		2.05	H	17
3/03/97					21	11819	.1332		1.38	H	13
2/24/97					16	9484	.0218		1.00	M	17
2/17/97					16	8857	.0174		1.00	M	19
2/10/97					21	7762	.0124		1.18	H	20
2/03/97					22	6917	.0000		1.00	M	19

- SOUTH FLORIDA (NORTH DADE
& BROWARD COUNTY), REPORT

RESP: DEMAND SERVICING SYSTEM V7.03 DATE: 08/19/97
 TGSN:
 M-DAY: ADD STUDY PERIOD LOADS (SPL)

 TDSP CNST: 0 TDSP REC:

STUDY PER	----- TRUNKS -----				----- ADMINISTRATIVE HOUR -----					
	IN-SVC	REQ	TD	FCST	HR	OPFD	BLKG	Z FAC	D/D	VAL
8/04/97					22	14445	.0000	1.00	L	19
7/28/97					22	14387	.0000	1.00	L	15
7/21/97					22	13683	.0000	1.00	M	14
7/14/97					22	12845	.0000	1.00	M	13
6/02/97					21	11463	.0000	1.00	L	18
5/26/97					22	10866	.0000	1.00	L	18
5/19/97					22	10285	.0000	1.00	L	19
5/12/97					22	9876	.0000	1.00	L	19
5/05/97					22	9524	.0000	1.00	L	20
4/28/97					22	9309	.0000	1.00	L	19
4/21/97					22	9143	.0000	1.00	L	19
4/14/97					22	8913	.0000	1.00	L	18
4/07/97					21	8598	.0000	1.00	L	18
3/31/97					22	8299	.0000	1.00	L	18
3/24/97					22	8015	.0000	1.00	L	18
3/17/97					22	7719	.0000	1.00	L	17
3/10/97					22	7814	.0000	1.00	L	17
3/03/97					22	7911	.0000	1.00	L	17
2/24/97					22	7919	.0000	1.00	L	16
2/17/97					22	8034	.0000	1.00	L	18
2/10/97					22	7911	.0000	1.00	L	19
2/03/97					22	7725	.0000	1.00	L	19

- SOUTH FLORIDA (DADE COUNTY) REPORT

RESP: DEMAND SERVICING SYSTEM V7.03 DATE: 08/19/97
 TGSN:
 M-DAY: ABD STUDY PERIOD LOADS (SPL)

TDSP CNST: 0 TDSP REC:

STUDY PER	TRUNKS			ADMINISTRATIVE HOUR							
	IN-SVC	REQ	TD	PCST	HR	OFFD	BLRG	Z	FAC	D/D	VAL
8/04/97					15	7572	.0000	1.00	L	19	
7/28/97					15	7534	.0000	1.00	L	15	
7/21/97					16	9993	.0127	1.00	H	14	
7/14/97					16	10171	.0693	1.00	H	13	
6/02/97					16	6723	.1007	1.00	H	18	
5/26/97					16	3450	.0004	1.00	H	19	
5/19/97					15	2324	.0000	1.00	L	20	
5/12/97					15	2174	.0000	1.00	L	20	
5/05/97					15	1988	.0000	1.00	L	20	
4/28/97					15	1868	.0000	1.00	L	20	
4/21/97					15	1743	.0000	1.00	L	20	
4/14/97					15	1556	.0000	1.00	L	19	
4/07/97					11	1451	.0000	1.00	L	19	
3/31/97					11	1310	.0000	1.00	M	18	
3/24/97					10	1142	.0000	1.00	M	18	
3/17/97					10	1089	.0000	1.00	M	14	
3/10/97					10	779	.0000	1.00	H	14	
3/03/97					10	582	.0000	1.00	H	15	
2/24/97					10	415	.0000	1.00	M	14	
2/17/97					10	331	.0000	1.00	H	19	
2/10/97					11	220	.0000	1.00	H	20	
2/03/97					11	131	.0000	1.00	H	20	

- SOUTH FLORIDA (PALM BEACH
COUNTY) REPORT

RESP: DEMAND SERVICING SYSTEM V7.03 DATE: 08/19/97
 TGSN:
 M-DAY: ABD STUDY PERIOD LOADS (SPL)

 TDSP CNST: 0 TDSP REC:

STUDY PER	TRUNKS				ADMINISTRATIVE HOUR					
	IN-SVC	REQ	TD	FCST	HR	OFFD	BLKG	Z FAC	D/D	VAL
7/28/97					3	0	.0000	1.20	-	17
7/21/97					3	0	.0000	1.20	-	17
7/14/97					3	0	.0000	1.20	-	16
6/09/97					3	0	.0000	1.20	-	17
6/02/97					7	0	.0000	1.20	-	19
5/26/97					20	138	.0191	10.00	H	19
5/19/97					20	131	.0182	10.00	H	20
5/12/97					20	138	.0191	10.00	H	19
5/05/97					20	138	.0191	10.00	H	19
4/28/97					3	0	.0000	1.20	-	20

AND ...

RESP: DEMAND SERVICING SYSTEM V7.03 DATE: 08/19/97
 TGSN:
 M-DAY: ABD STUDY PERIOD LOADS (SPL)

 TDSP CNST: 0 TDSP REC:

STUDY PER	TRUNKS				ADMINISTRATIVE HOUR					
	IN-SVC	REQ	TD	FCST	HR	OFFD	BLKG	Z FAC	D/D	VAL
6/09/97					22	18030	.0000	1.00	L	14
6/02/97					22	17720	.0000	1.00	L	18
5/26/97					20	17974	.0000	1.00	H	18
5/19/97					21	17440	.0041	1.00	H	17
5/12/97					21	16081	.0044	1.00	H	16
5/05/97					21	14627	.0965	1.00	H	17
4/28/97					21	13068	.0534	1.00	H	19
4/21/97					21	11050	.0000	1.00	L	19
4/14/97					20	10256	.0068	1.00	M	19
4/07/97					21	10167	.0000	1.00	L	18

SOUTH FLORIDA (NORTH DADE & BROWARD COUNTY)
REPORT

RESP: DEMAND SERVICING SYSTEM V7.03 DATE: 08/19/97
 TGSN:
 M-DAY: ABD STUDY PERIOD LOADS (SPL)

TDSF CNST: 0 TDSF REC:

STUDY PER	TRUNKS			ADMINISTRATIVE HOUR						
	IN-SVC	REQ	TD	PCST	HR	OPFD	BLKG	Z FAC	D/D	VAL
8/04/97					11	1013	.0000	1.00	L	19
7/28/97					15	975	.0000	1.00	L	15
7/21/97					11	842	.0000	1.00	L	14
7/14/97					11	659	.0000	1.00	H	13
6/02/97					11	407	.0000	1.00	H	19
5/26/97					11	296	.0000	1.00	L	19
5/19/97					16	278	.0000	1.00	-	20
5/12/97					16	285	.0000	1.00	-	20
5/05/97					16	268	.0000	1.00	-	20
4/28/97					11	259	.0000	1.00	-	20
4/21/97					11	254	.0000	1.00	-	20
4/14/97					11	228	.0000	1.00	-	19
4/07/97					11	212	.0000	1.00	L	19
3/31/97					10	193	.0000	1.00	L	18
3/24/97					16	172	.0000	1.00	-	19
3/17/97					11	164	.0000	1.00	-	14
3/10/97					10	132	.0000	1.00	H	14
3/03/97					15	98	.0000	1.00	H	18
2/24/97					14	74	.0000	1.00	H	18
2/17/97					10	55	.0000	1.00	H	19
2/10/97					14	37	.0000	1.00	H	20
2/03/97					14	25	.0000	1.00	H	20

SOUTH FLORIDA (DADE COUNTY) REPORT

RESP: DEMAND SERVICING SYSTEM V7.03 DATE: 08/19/97
 TGSN:
 M-DAY: ABD STUDY PERIOD LOADS (SPL)

TDSP CNST: 0 TDSP REC:

STUDY PER	----- TRUNKS -----				----- ADMINISTRATIVE HOUR -----					
	IN-SVC	REQ	TD	FCST	HR	OPFD	BLKG	Z FAC	D/D	VAL
8/04/97					19	1138	.0000	1.00	H	18
7/28/97					19	1057	.0000	1.00	M	15
7/21/97					19	692	.0000	1.00	H	15
7/14/97					21	397	.0000	1.00	H	14
6/09/97					11	169	.0000	1.00	H	17
6/02/97					19	189	.0444	4.97	H	19
5/26/97					19	272	.0444	3.76	H	19
5/19/97					19	355	.0422	3.01	H	20
5/12/97					19	452	.0422	2.58	H	20
5/05/97					9	471	.0309	2.00	L	20
4/28/97					9	490	.0624	2.94	M	20
4/21/97					9	493	.0624	2.93	M	20
4/14/97					9	506	.0832	3.51	M	15
4/07/97					10	498	.0742	3.50	M	10
3/31/97					19	462	.0569	3.45	-	5

SOUTH FLORIDA (NORTH DADE & BROWARD COUNTY)
REPORT

RESP: DEMAND SERVICING SYSTEM V7.03 DATE: 08/19/97
 TGSN:
 M-DAY: ADD STUDY PERIOD LOADS (SPL)

TDSP CNST: 0 TDSP REC:

STUDY PER	TRUNKS				ADMINISTRATIVE HOUR					
	IN-SVC	REQ	TD	FCST	HR	OPFD	BLKG	Z PAC	D/D	VAL
8/04/97					20	6644	.0003	1.00	M	18
7/28/97					20	6358	.0000	1.00	L	15
7/21/97					20	5162	.0000	1.00	H	15
7/14/97					18	4085	.0000	1.00	H	14
6/09/97					18	2850	.0000	1.00	L	14
6/02/97					18	2508	.0000	1.00	H	19
5/26/97					16	2036	.0000	1.00	H	19
5/19/97					16	1769	.0000	1.00	H	20
5/12/97					16	1553	.0000	1.00	H	20
5/05/97					16	1452	.0000	1.00	M	20

FINAL TRUNK GROUPS

CLEC

CLEC

#66

ANY TRUNK GR...

BEING INVESTIGATED

RESP: DEMAND SERVICING SYSTEM V7.03 DATE: 08/20/97
TGSN:
M-DAY: ABD STUDY PERIOD LOADS (SPL)

JCVMFLCLO5T JCVMFLED1KD 7-AF4-TDJKE					TDSP CNST: 0		TDSP REC:			
TRUNKS					ADMINISTRATIVE HOUR					
STUDY PER	IN-SVC	REQ	TD	FCST	HR	OFFD	BLKG	Z FAC	D/D	VAL
8/04/97					22	1576	.0000	1.00	H	19
7/28/97					21	1053	.0000	1.00	H	20
7/21/97					16	691	.0000	1.00	H	19
7/14/97					15	476	.0000	1.00	M	17
7/07/97					16	377	.0000	1.00	H	19
6/30/97					19	303	.0000	1.00	H	18
6/23/97					19	204	.0000	1.00	H	18
6/16/97					19	76	.0000	1.00	H	17
6/09/97					14	18	.0000	1.00	H	17
6/02/97					13	10	.0000	1.00	H	15
5/26/97					13	6	.0000	1.00	H	15
5/19/97					12	5	.0000	1.00	H	17
5/12/97					14	4	.0000	1.00	-	18
5/05/97					14	6	.0000	1.00	-	18
4/28/97					14	5	.0000	1.00	H	19
4/21/97					14	6	.0000	1.00	H	14
4/14/97					17	9	.0000	1.00	H	8
4/07/97					17	14	.0000	1.20	-	4
1/27/97					10	8	.0000	1.20	H	13
1/20/97					10	9	.0000	1.20	H	12
1/13/97					10	9	.0000	1.20	H	12
1/06/97					10	7	.0000	1.20	H	7
12/30/96					10	7	.0000	1.20	H	7
12/23/96					9	7	.0000	1.20	-	9

CMMD: SCREEN KEY(S): ABD

FINAL TRUNK GROUPS

CLEC

CLEC

#66

ANY TRUNK GR.....

BEING INVESTIGATED

a RESPONSE: DEMAND SERVICING SYSTEM V7.03 DATE: 08/20/97
 a TGSN:
 a M-DAY: ABD STUDY PERIOD LOADS (SPL)

TDSP CNST: 0 TDSP REC:

STUDY PER	TRUNKS			ADMINISTRATIVE HOUR							
	IN-SVC	REQ	TD	FCST	HR	OFFD	BLKG	Z	FAC	D/D	VAL
8/04/97					15	5	.0000		1.00	-	14
7/28/97					7	50	.0000		1.00	H	16
7/21/97					7	73	.0000		1.00	H	11
7/14/97					7	67	.0000		1.00	H	12
7/07/97					7	62	.0000		1.00	H	13
6/30/97					16	3	.0000		1.00	-	18
6/23/97					14	4	.0000		1.00	-	17
6/16/97					14	4	.0000		1.00	-	17
6/09/97					14	4	.0000		1.00	-	17
6/02/97					14	4	.0000		1.00	-	18
5/26/97					12	3	.0000		1.00	-	18
5/19/97					10	4	.0000		1.00	-	16
5/12/97					13	4	.0000		1.00	-	16
5/05/97					13	4	.0000		1.00	-	16
4/28/97					15	3	.0000		1.00	-	1
4/21/97					15	4	.0000		1.00	-	1
4/14/97					23	6	.0000		1.00	H	1
4/07/97					23	5	.0000		1.00	H	1
3/31/97					23	5	.0000		1.00	H	1
3/24/97					23	5	.0000		1.00	H	1
3/17/97					17	3	.0000		1.00	-	
3/10/97					17	2	.0000		1.00	-	
3/03/97					10	2	.0000		1.00	-	1
2/24/97					10	2	.0000		1.00	-	11
2/17/97					11	2	.0000		1.00	-	11
2/10/97					11	2	.0000		1.00	-	14
2/03/97					15	2	.0000		1.00	-	12

a CMMD: SCREEN KEY(S): ABD

DEMAND SERVICING SYSTEM V7.03

DATE: 08/20/97

RESP:
TGSN:
M-DAY: ABD

STUDY PERIOD LOADS (SPL)

Separator line of asterisks

TDSP CNST: 0 TDSP REC:

Table with columns: STUDY PER, TRUNKS (IN-SVC, REQ, TD, FCST), ADMINISTRATIVE HOUR (HR, OFFD, BLKG, Z FAC), D/D VAL. Rows for dates 8/04/97, 7/28/97, 7/21/97, 7/14/97.

Table with columns: STUDY PER, TRUNKS (IN-SVC, REQ, TD, FCST), ADMINISTRATIVE HOUR (HR, OFFD, BLKG, Z FAC), D/D VA. Rows for dates 7/07/97, 6/30/97, 6/23/97, 6/16/97, 6/09/97, 6/02/97, 5/26/97, 5/19/97, 5/12/97, 5/05/97.

RESP:
TGSN:
M-DAY: ABD

DEMAND SERVICING SYSTEM V7.03

DATE: 08/19/97

STUDY PERIOD LOADS (SPL)

TDSP CNST: 0 TDSP REC:

Table with columns: STUDY PER, TRUNKS (IN-SVC, REQ, TD, FCST), ADMINISTRATIVE HOUR (HR, OFFD, BLKG, Z FAC), D/D VA. Rows for dates 4/28/97, 4/21/97, 4/14/97, 4/07/97, 3/31/97, 3/24/97, 3/17/97, 3/10/97, 3/03/97, 2/24/97.

CMMD: SCREEN KEY(S): ABD,00

Table with columns: STUDY PER, TRUNKS (IN-SVC, REQ, TD, FCST), ADMINISTRATIVE HOUR (HR, OFFD, BLKG, Z FAC), D/D VA. Rows for dates 2/17/97, 2/10/97, 2/03/97, 1/13/97, 1/06/97, 12/30/96, 12/23/96, 12/16/96, 12/09/96, 12/02/96.

TGSN:

AM-DAY: ABD

STUDY PERIOD LOADS (SPL)

TDSP CNST: 0 TDSP REC:

TRUNKS					ADMINISTRATIVE HOUR				
STUDY PER	IN-SVC	REQ	TD	FCST	HR	OFFD	BLKG	Z FAC	D/D VAL
8/04/97					11	1059	.0000	1.00	L 17
7/28/97					11	987	.0000	1.00	L 15
7/21/97					11	935	.0000	1.00	L 15
7/14/97					11	906	.0000	1.00	L 16
7/07/97					15	897	.0000	1.00	- 18
6/30/97					15	882	.0000	1.00	- 17
6/23/97					15	837	.0000	1.00	L 16
6/16/97					14	830	.0000	1.00	L 16
6/09/97					14	791	.0000	1.00	L 14
6/02/97					15	778	.0000	1.00	- 15
5/26/97					15	772	.0000	1.00	- 16
5/19/97					11	769	.0000	1.00	L 16
5/12/97					16	745	.0000	1.00	L 19
5/05/97					16	723	.0000	1.00	L 19
4/28/97					15	712	.0000	1.00	L 1
4/21/97					16	710	.0000	1.00	L 1
4/14/97					14	696	.0000	1.00	L 1
4/07/97					16	666	.0000	1.00	- 1
3/31/97					16	636	.0000	1.00	L 1
3/24/97					13	592	.0000	1.00	L 1
3/17/97					20	550	.0000	1.00	L 1
3/10/97					20	552	.0000	1.00	L 1
3/03/97					15	463	.0000	1.00	H 1
2/24/97					19	402	.0000	1.00	H 1
2/17/97					16	296	.0000	1.00	H 1
2/10/97					16	193	.0000	1.00	H 1
2/03/97					14	140	.0000	1.00	H 1
1/13/97					10	124	.0000	1.00	H 1
1/06/97					10	121	.0000	1.00	-
12/30/96					10	121	.0000	1.00	-
12/23/96					19	76	.0000	1.00	H 1
12/16/96					19	43	.0000	1.00	H 1
12/09/96					19	26	.0000	1.00	H 1
12/02/96					11	7	.0000	1.00	H 1

CMMD:

SCREEN KEY(S):

ABD,00

RESP:
TGSN:
M-DAY: ABD

DEMAND SERVICING SYSTEM V7.03

DATE: 08/19/9

STUDY PERIOD LOADS (SPL)

***** TDSP CNST: ***** TDSP REC: *****

STUDY PER	IN-SVC	REQ	TRUNKS	TD	FCST	HR	OFFD	BLKG	ADMINISTRATIVE HOUR	Z	FAC	D/D	VA
-----------	--------	-----	--------	----	------	----	------	------	---------------------	---	-----	-----	----

CMMO: I _____ SCREEN KEY(S): _____ ABD,00 _____

DS140 - No data exists for this TGSN and the specified M-DAY.

=====

RESP: DEMAND SERVICING SYSTEM V7.03 DATE: 08/20/97

TGSN:
M-DAY: ABD STUDY PERIOD LOADS (SPL)

=====

TDSP CNST: 0 TDSP REC:

STUDY PER	TRUNKS				ADMINISTRATIVE HOUR					
	IN-SVC	REQ	TD	FCST	HR	OFFD	BLKG	Z FAC	D/D	VAL
8/04/97					11	153	.0000	1.00	H	17
7/28/97					11	141	.0000	1.00	M	15
7/21/97					11	115	.0000	1.00	H	15
7/14/97					11	114	.0000	1.00	H	16
7/07/97					11	112	.0000	1.00	H	17
6/30/97					11	107	.0000	1.00	H	17
6/23/97					11	109	.0000	1.00	H	18
6/16/97					11	100	.0000	1.00	-	17
6/09/97					11	91	.0000	1.00	-	15
6/02/97					15	143	.0000	1.00	H	15
5/26/97					10	495	.0000	1.00	H	16
5/19/97					10	677	.0000	1.00	H	17
5/12/97					10	735	.0000	1.00	H	17
5/05/97					11	1501	.0250	3.74	H	15

STUDY PER	TRUNKS				ADMINISTRATIVE HOUR					
	IN-SVC	REQ	TD	FCST	HR	OFFD	BLKG	Z FAC	D/D	VAL
4/28/97					16	2020	.4308	1.00	H	15
4/21/97					16	2492	.5748	1.00	H	15
4/14/97					15	3107	.0009	1.00	L	13
4/07/97					14	3034	.0047	1.00	M	12
3/31/97					15	3324	.0444	2.06	M	11
3/24/97					15	3357	.0603	2.10	M	15
3/17/97					15	3453	.0759	2.27	L	15
3/10/97					10	3253	.0840	2.34	M	17
3/03/97					15	2972	.0425	1.53	L	17
2/24/97					15	2714	.0166	1.22	L	17

STUDY PER	TRUNKS				ADMINISTRATIVE HOUR					
	IN-SVC	REQ	TD	FCST	HR	OFFD	BLKG	Z FAC	D/D	VAL
2/17/97					15	2390	.0029	1.00	M	17
2/10/97					16	2246	.0013	1.00	M	17
2/03/97					10	1848	.0000	1.00	H	17

DEMAND SERVICING SYSTEM V7.03
 DATE: 08/20/97
 M-DAY: ABD STUDY PERIOD LOADS (SPL)

TOSP CNST: 0 TDSP REC:

STUDY PER	TRUNKS				ADMINISTRATIVE HOUR					
	IN-SVC	REQ	TD	FCST	HR	OFFD	BLKG	Z FAC	D/D	VAL
8/04/97					9	1	.0000	1.00	H	16
7/28/97					17	2	.0000	1.00	H	12
7/21/97					17	2	.0000	1.00	H	11
7/14/97					14	2	.0000	1.00	H	19
7/07/97					14	2	.0000	1.00	H	19
6/30/97					14	2	.0000	1.00	H	18
6/23/97					14	2	.0000	1.00	H	19
6/16/97					17	2	.0000	1.00	H	16
6/09/97					16	1	.0000	1.00	H	18
6/02/97					16	1	.0000	1.00	H	18
5/26/97					5	0	.0000	1.20	-	19
5/19/97					14	2	.0000	1.00	H	19
5/12/97					14	2	.0000	1.00	H	17
5/05/97					9	401	.1161	10.00	H	13
4/28/97					9	601	.1198	7.01	H	13
4/21/97					9	601	.1198	7.01	H	13
4/14/97					9	558	.0005	7.01	H	14
4/07/97					21	288	.0000	1.00	H	9
3/31/97					11	5	.0000	1.00	H	6
3/24/97					14	4	.0000	1.00	H	8
3/17/97					14	8	.0000	1.00	-	4
3/10/97					22	3	.0000	1.00	H	6
3/03/97					9	51	.0000	1.00	H	4
2/24/97					9	201	.0000	1.00	H	7
2/17/97					11	476	.0000	1.00	H	12
2/10/97					16	720	.0000	1.00	H	14
2/03/97					11	876	.0000	1.00	H	16

RESP:

DEMAND SERVICING SYSTEM V7.03

DATE: 08/20/97

TGSN:

AM-DAY: ABD

STUDY PERIOD LOADS (SPL)

ORLOFLCLOIT ORLOFLCLOS1 7-AF45TDJKE TDSP CNST: 0 TDSP REC:

STUDY PER	TRUNKS				ADMINISTRATIVE HOUR					
	IN-SVC	REQ	TD	FCST	HR	OFFD	BLKG	Z FAC	D/D	VAL
8/04/97					16	465	.0000	1.00	L	14
7/28/97					16	451	.0000	1.00	L	15
7/21/97					15	424	.0000	1.00	-	17
7/14/97					15	441	.0000	1.00	-	18
7/07/97					16	440	.0000	1.00	L	18
6/30/97					15	449	.0000	1.00	-	18
6/23/97					15	455	.0000	1.00	-	14
6/16/97					16	454	.0000	1.00	-	18
6/09/97					16	459	.0000	1.00	L	18
6/02/97					16	464	.0000	1.00	L	18
5/26/97					16	519	.0000	1.00	M	19
5/19/97					16	567	.0000	1.00	H	19
5/12/97					16	597	.0000	1.00	M	19
5/05/97					16	638	.0000	1.00	L	19

STUDY PER	TRUNKS				ADMINISTRATIVE HOUR					
	IN-SVC	REQ	TD	FCST	HR	OFFD	BLKG	Z FAC	D/D	VA
4/28/97					16	605	.0000	1.00	L	1
4/21/97					15	580	.0000	1.00	L	1
4/14/97					16	538	.0000	1.00	M	1
4/07/97					16	500	.0000	1.00	M	1
3/31/97					16	489	.0000	1.00	M	1
3/24/97					16	470	.0000	1.00	H	1
3/17/97					16	465	.0000	1.00	L	
3/10/97					15	434	.0000	1.00	L	
3/03/97					16	424	.0000	1.00	-	
2/24/97					16	388	.0000	1.00	L	1

STUDY PER	TRUNKS				ADMINISTRATIVE HOUR					
	IN-SVC	REQ	TD	FCST	HR	OFFD	BLKG	Z FAC	D/D	VA
2/17/97					16	359	.0000	1.00	L	1
2/10/97					15	550	.0000	1.00	H	1
2/03/97					15	725	.0000	1.00	H	1
1/27/97					15	828	.0000	1.00	H	1
1/20/97					9	972	.0000	1.00	M	
1/13/97					9	867	.0000	1.00	-	
1/06/97					11	775	.0000	1.00	-	1
12/30/96					11	774	.0000	1.00	-	1
12/23/96					15	773	.0000	1.00	-	1
12/16/96					15	772	.0000	1.00	-	1

CMMD: SCREEN KEY(S): ,ABD,00

DEMAND SERVICING SYSTEM V7.03

DATE: 08/20/97

RESP:

TGSN:

M-DAY: ABD

STUDY PERIOD LOADS (SPL)

TDSP CNST: 0 TDSP REC:

STUDY PER	TRUNKS			ADMINISTRATIVE HOUR						D/D	VAL
	IN-SVC	REQ	TD	FCST	HR	OFFD	BLKG	Z	FAC		
8/04/97					15	67	.0000		1.20	H	15
7/28/97					16	66	.0000		1.20	H	15
7/21/97					16	58	.0000		1.20	H	14
7/14/97					15	54	.0000		1.20	-	18
7/07/97					16	53	.0000		1.20	H	18
6/30/97					14	47	.0000		1.20	-	1
6/23/97					15	47	.0000		1.20	H	1
6/16/97					15	48	.0000		1.20	H	1
6/09/97					11	47	.0000		1.20	H	1
6/02/97					11	50	.0000		1.20	H	1
5/26/97					11	55	.0000		1.20	H	1
5/19/97					10	62	.0000		1.20	H	1
5/12/97					15	69	.0000		1.20	H	2
5/05/97					15	74	.0000		1.20	H	2

STUDY PER	TRUNKS			ADMINISTRATIVE HOUR						D/D	VA
	IN-SVC	REQ	TD	FCST	HR	OFFD	BLKG	Z	FAC		
4/28/97					15	71	.0000		1.20	H	2
4/21/97					15	68	.0000		1.20	H	1
4/14/97					11	55	.0000		1.20	-	1
4/07/97					15	49	.0000		1.20	-	1
3/31/97					15	49	.0000		1.20	-	1
3/24/97					15	45	.0000		1.20	-	1
3/17/97					16	49	.0000		1.20	-	1
3/10/97					16	46	.0000		1.20	-	1
3/03/97					10	46	.0000		1.20	-	1
2/24/97					17	58	.0000		1.20	H	1

STUDY PER	TRUNKS			ADMINISTRATIVE HOUR						D/D	VA
	IN-SVC	REQ	TD	FCST	HR	OFFD	BLKG	Z	FAC		
2/17/97					17	48	.0000		1.20	H	1
2/10/97					17	40	.0000		1.20	H	1
2/03/97					17	40	.0000		1.20	H	1
1/27/97					15	28	.0000		1.20	-	1
1/20/97					3	44	.0000		1.20	H	1
1/13/97					15	19	.0000		1.20	H	1
1/06/97					14	5	.0000		1.20	-	1
12/30/96					16	3	.0000		1.20	H	1
12/23/96					15	4	.0000		1.20	H	1
12/16/96					15	3	.0000		1.20	H	1

CMMD: _____ SCREEN KEY(S) _____ ,ABD,00 _____

=====

RESP: DEMAND SERVICING SYSTEM V7.03 DATE: 08/20/97

TGSN:

M-DAY: ABD STUDY PERIOD LOADS (SPL)

=====

TDSP CNST: 0 TDSP REC:

STUDY PER	TRUNKS			ADMINISTRATIVE HOUR						
	IN-SVC	REQ	TD	FCST	HR	OFFD	BLKG	Z FAC	D/D	VA
8/04/97					15	562	.0000	1.00	L	15
7/28/97					16	541	.0000	1.00	L	15
7/21/97					15	512	.0000	1.00	M	17
7/14/97					10	506	.0000	1.00	L	14
7/07/97					11	478	.0000	1.00	L	15
6/30/97					10	479	.0000	1.00	L	15
6/23/97					10	467	.0000	1.00	L	18
6/16/97					15	457	.0000	1.00	M	1
6/09/97					10	459	.0000	1.00	L	1
6/02/97					15	485	.0000	1.00	M	1
5/26/97					10	515	.0000	1.00	M	1
5/19/97					10	555	.0000	1.00	L	1
5/12/97					10	588	.0000	1.00	L	1
5/05/97					10	574	.0000	1.00	L	1

STUDY PER	TRUNKS			ADMINISTRATIVE HOUR						
	IN-SVC	REQ	TD	FCST	HR	OFFD	BLKG	Z FAC	D/D	VA
4/28/97					10	567	.0000	1.00	L	1
4/21/97					10	555	.0000	1.00	L	1
4/14/97					11	521	.0000	1.00	L	1
4/07/97					10	513	.0000	1.00	M	1
3/31/97					10	512	.0000	1.00	M	1
3/24/97					10	468	.0000	1.00	M	1
3/17/97					9	483	.0000	1.20	L	
3/10/97					16	425	.0000	1.00	-	
3/03/97					16	425	.0000	1.00	-	
2/24/97					16	360	.0000	1.00	M	1

RESP: DEMAND SERVICING SYSTEM V7.03 DATE: 08/19/9

TGSN:

M-DAY: ABD STUDY PERIOD LOADS (SPL)

=====

TDSP CNST: 0 TDSP REC:

STUDY PER	TRUNKS			ADMINISTRATIVE HOUR						
	IN-SVC	REQ	TD	FCST	HR	OFFD	BLKG	Z FAC	D/D	VA
2/17/97					16	295	.0000	1.00	H	1
2/10/97					10	262	.0000	1.00	M	1
2/03/97					10	213	.0000	1.00	H	1
1/27/97					11	203	.0000	1.00	-	1
1/20/97					11	137	.0000	1.00	H	1
1/13/97					9	109	.0000	1.00	H	
1/06/97					15	31	.0000	1.00	H	1
12/30/96					9	49	.0000	1.00	-	
12/23/96					9	49	.0000	1.00	H	1
12/16/96					14	32	.0000	1.00	H	1

CMMD: SCREEN KEY(S): ,ABD,00

=====

RESP: DEMAND SERVICING SYSTEM V7.03

DATE: 08/20/97

TGSN:

M-DAY: ABD STUDY PERIOD LOADS (SPL)

=====

TDSP CNST: 0 TDSP REC:

STUDY PER	TRUNKS				ADMINISTRATIVE HOUR					
	IN-SVC	REQ	TD	FCST	HR	OFFD	BLKG	Z FAC	D/D	VAL
8/04/97					18	4	.0000	1.00	H	17
7/28/97					11	3	.0000	1.00	H	15
7/21/97					11	3	.0000	1.00	H	15
7/14/97					19	4	.0000	1.00	H	16
7/07/97					14	4	.0000	1.00	H	19
6/30/97					18	5	.0000	1.00	H	1
6/23/97					18	6	.0000	1.00	H	1
6/16/97					18	4	.0000	1.00	H	1
6/09/97					18	4	.0000	1.00	H	1
6/02/97					16	2	.0000	1.00	H	1
5/26/97					16	3	.0000	1.00	H	1
5/19/97					14	2	.0000	1.00	H	1
5/12/97					18	4	.0000	1.00	H	2
5/05/97					18	5	.0000	1.00	H	2

STUDY PER	TRUNKS				ADMINISTRATIVE HOUR					
	IN-SVC	REQ	TD	FCST	HR	OFFD	BLKG	Z FAC	D/D	VA
4/28/97					18	4	.0000	1.00	H	1
4/21/97					18	5	.0000	1.00	H	1
4/14/97					18	2	.0000	1.00	H	1
4/07/97					16	2	.0000	1.00	-	1
3/31/97					14	2	.0000	1.00	H	1
3/24/97					18	3	.0000	1.00	H	1
3/17/97					14	5	.0000	1.00	-	1
3/10/97					14	5	.0000	1.00	-	1
3/03/97					14	4	.0000	1.00	H	1
2/24/97					14	3	.0000	1.00	H	1

STUDY PER	TRUNKS				ADMINISTRATIVE HOUR					
	IN-SVC	REQ	TD	FCST	HR	OFFD	BLKG	Z FAC	D/D	VA
2/17/97					15	3	.0000	1.00	H	1
2/10/97					15	4	.0000	1.00	H	1
2/03/97					15	4	.0000	1.00	H	1
1/13/97					15	4	.0000	1.00	H	1
1/06/97					4	3	.0000	1.00	-	
12/30/96					10	2	.0000	1.00	H	
12/23/96					23	1	.0000	1.00	H	
12/16/96					15	1	.0000	1.00	H	1
12/09/96					15	1	.0000	1.00	H	1
12/02/96					15	1	.0000	1.00	H	1

CMMD: SCREEN KEY(S): ABD,00

DEMAND SERVICING SYSTEM V7.03

RESP:

DATE: 08/20/97

TGSN:

M-DAY: ABD

STUDY PERIOD LOADS (SPL)

ORLDFLCLDS1 ORLDFLMA04T 7-AF54TDJKE TDSP CNST: 0 TDSP REC:

STUDY PER	TRUNKS				ADMINISTRATIVE HOUR					
	IN-SVC	REQ	TD	FCST	HR	OFFD	BLKG	Z FAC	D/D	VAL
8/04/97					15	132	.0000	1.20	L	13
7/28/97					15	130	.0000	1.20	M	20
7/21/97					15	125	.0000	1.20	M	19
7/14/97					15	123	.0000	1.20	-	18
7/07/97					15	121	.0000	1.20	-	1
6/30/97					15	111	.0000	1.20	M	1
6/23/97					16	107	.0000	1.20	-	1
6/16/97					15	99	.0000	1.20	H	1
6/09/97					10	101	.0000	1.20	-	1
6/02/97					16	107	.0000	1.20	H	1
5/26/97					10	109	.0000	1.20	-	1
5/19/97					16	106	.0000	1.20	H	1
5/12/97					16	109	.0000	1.20	M	1
5/05/97					10	106	.0000	1.20	-	1

STUDY PER	TRUNKS				ADMINISTRATIVE HOUR					
	IN-SVC	REQ	TD	FCST	HR	OFFD	BLKG	Z FAC	D/D	VA
4/28/97					15	106	.0000	1.20	-	1
4/21/97					15	108	.0000	1.20	-	1
4/14/97					15	92	.0000	1.20	H	1
4/07/97					10	76	.0000	1.20	H	1
3/31/97					10	72	.0000	1.20	H	1
3/24/97					11	68	.0000	1.20	-	1
3/17/97					11	72	.0000	1.20	-	1
3/10/97					11	67	.0000	1.20	-	1
3/03/97					11	59	.0000	1.20	-	1
2/24/97					11	56	.0000	1.20	-	1

STUDY PER	TRUNKS				ADMINISTRATIVE HOUR					
	IN-SVC	REQ	TD	FCST	HR	OFFD	BLKG	Z FAC	D/D	VA
2/17/97					15	48	.0000	1.20	-	1
2/10/97					16	44	.0000	1.20	H	1
2/03/97					11	27	.0000	1.20	H	1
1/13/97					16	14	.0000	1.20	H	1
1/06/97					11	4	.0000	1.20	-	

12/30/96					11	4	.0000	1.20	-	
12/23/96					14	12	.0000	1.20	H	
12/16/96					15	12	.0000	1.20	-	1
12/09/96					15	9	.0000	1.20	H	1
12/02/96					15	10	.0000	1.20	H	1

CMMD: SCREEN KEY(S): ABD,00

RESP:
TGSN:
M-DAY: ABD

STUDY PERIOD LOADS (SPL)

aa

ORLDFLCLDS1 ORLDFLMA04T 77AF54TDJZTKE TDSP CNST: 0 TDSP REC:

STUDY PER	TRUNKS				ADMINISTRATIVE HOUR				
	IN-SVC	REQ	TD	FCST	HR	OFFD	BLKG	Z FAC	D/D
8/04/97					16	251	.0000	1.00	L
7/28/97					16	248	.0000	1.00	M
7/21/97					16	217	.0000	1.00	H
7/14/97					16	210	.0000	1.00	H
7/07/97					15	218	.0000	1.00	L
6/30/97					15	202	.0000	1.00	M
6/23/97					15	203	.0000	1.00	M
6/16/97					15	187	.0000	1.00	M
6/09/97					10	176	.0000	1.00	-
6/02/97					16	170	.0000	1.00	H
5/26/97					16	148	.0000	1.00	H
5/19/97					16	124	.0000	1.00	H
5/12/97					16	91	.0000	1.00	H
5/05/97					16	56	.0000	1.00	H

STUDY PER	TRUNKS				ADMINISTRATIVE HOUR				
	IN-SVC	REQ	TD	FCST	HR	OFFD	BLKG	Z FAC	D/D
4/28/97					14	50	.0000	1.00	H
4/21/97					16	43	.0000	1.00	H
4/14/97					16	46	.0000	1.00	H
4/07/97					10	44	.0000	1.00	H
3/31/97					10	43	.0000	1.00	H
3/24/97					16	36	.0000	1.00	H
3/17/97					15	27	.0000	1.00	-
3/10/97					16	25	.0000	1.00	-
3/03/97					15	25	.0000	1.00	-
2/24/97					15	25	.0000	1.00	-

STUDY PER	TRUNKS				ADMINISTRATIVE HOUR				
	IN-SVC	REQ	TD	FCST	HR	OFFD	BLKG	Z FAC	D/D
2/17/97					15	25	.0000	1.00	-
2/10/97					15	23	.0000	1.00	-
2/03/97					15	15	.0000	1.00	H
1/13/97					11	8	.0000	1.00	H
1/06/97					10	7	.0000	1.00	-
12/30/96					10	7	.0000	1.00	-
12/23/96					11	18	.0000	1.00	H
12/16/96					11	17	.0000	1.00	H
12/09/96					11	13	.0000	1.00	H
12/02/96					11	11	.0000	1.00	H

CMMD: _____ SCREEN KEY(S): _____ ,ABD,00 _____

=====
RESP: DEMAND SERVICING SYSTEM V7.03 DATE: 08/19/97

TGSN:
M-DAY: ABD STUDY PERIOD LOADS (SPL)

=====

***** TDSP CNST: ***** TDSP REC: *****

----- TRUNKS ----- ADMINISTRATIVE HOUR -----
STUDY PER IN-SVC REQ TD FCST HR OFFD BLKG Z FAC D/D VAL

=====
CMMD: I SCREEN KEY(S): ABD,00

=====
DS140 - No data exists for this TGSN and the specified M-DAY.

DEMAND SERVICING SYSTEM V7.03

RESP: **** DATE: 08/21/97

TGSN:

M-DAY: ABD STUDY PERIOD LOADS (SPL)

***** TDSP CNST: ***** TDSP REC: *****

TRUNKS ADMINISTRATIVE HOUR

STUDY PER IN-SVC REQ TD FCST HR OFFD BLKG Z FAC D/D VAL

CMMD: I SCREEN KEY(S): ABD

DS140 - No data exists for this TGSN and the specified M-DAY.

BellSouth Telecommunications, Inc.
Docket No. 960786-TL
Stacy Deposition
August 14, 1997
Late Filed Exhibit No. 7
Page 1 of 1

PROPRIETARY

REQUEST: Percentage of calls blocked between BST and each individual independent LEC's network in Florida for most recent six months.

RESPONSE: Please refer to attached data. The percentage of calls blocked and where those blockages occurred, by trunk group, is indicated on the attached data. The BLKG column reflects a four week moving average of call blockage as per the respective study period.

INFORMATION PROVIDED BY: William N. Stacy
AVP - Interconnection Operations
675 West Peachtree St.
Atlanta, GA 30375

INDEPENDENT COMPANY TRUNK GROUPS
PENSACOLA AREA

ILEC^s
#7

 □ RESP: EMAND SERVICING SYSTEM V7.03 DATE: 08/20/97
 □ TGSN:
 □ M-DAY: ABD STUDY PERIOD LOADS (SPL)
 #####

		- - - - TRUNKS - - - -				- - - - ADMINISTRATIVE HOUR - - - -				
STUDY PER	IN-SVC	REQ	TD	FCST	HR	OFFD	BLKG	Z FAC	D/D	VAL
□										
□	FTWBFLXADSO HLNVFLMADS1 77DF55IE TDSP CNST: 0 TDSP REC:									
□	8/04/97				21	4353	.0001	1.00	L	19
□	7/28/97				21	4306	.0001	1.00	L	20
□	7/21/97				17	4228	.0000	1.00	L	19
□	7/14/97				21	4215	.0005	1.00	L	19
□	7/07/97				21	4188	.0009	1.00	M	17
□	6/30/97				21	4150	.0010	1.00	M	16
□	6/23/97				21	4213	.0010	1.00	M	16
□	6/16/97				21	4180	.0004	1.00	M	14
□	6/09/97				21	4207	.0000	1.00	L	16
□	6/02/97				21	4331	.0000	1.00	L	17
□	5/26/97				21	4361	.0000	1.00	L	17
□	5/19/97				21	4342	.0000	1.00	L	18
□	5/12/97				21	4285	.0000	1.00	L	18
□	5/05/97				21	4327	.0000	1.00	L	16
□	4/28/97				21	4302	.0000	1.00	L	17
□	4/21/97				21	4308	.0000	1.00	L	13
□	4/14/97				21	4429	.0000	1.00	L	8
□	4/07/97				21	4279	.0000	1.00	L	5
□	1/27/97				20	4404	.0000	1.00	L	9
□	1/20/97				19	4212	.0002	1.00	L	13
□	1/13/97				17	3848	.0000	1.00	M	13
□	1/06/97				17	3740	.0000	1.00	M	11
□	12/30/96				17	3848	.0000	1.00	L	16
□	12/23/96				17	3858	.0000	1.00	L	17

=====

											TDSP CNST: 0		TDSP REC:	
----- TRUNKS -----					----- ADMINISTRATIVE HOUR -----									
STUDY PER	IN-SVC	REQ	TD	FCST	HR	OFFD	BLKG	Z	FAC	D/D	VAL			
8/04/97					20	1733	.0000		1.00	L	19			
7/28/97					20	1726	.0000		1.00	L	20			
7/21/97					20	1772	.0000		1.00	L	19			
7/14/97					20	1751	.0000		1.00	L	19			
7/07/97					20	1749	.0000		1.00	L	19			
6/30/97					20	1754	.0000		1.00	L	18			
6/23/97					20	1787	.0000		1.00	L	18			
6/16/97					20	1758	.0000		1.00	L	17			
6/09/97					20	1777	.0000		1.00	L	17			
6/02/97					20	1793	.0000		1.00	L	18			
5/26/97					20	1719	.0040		2.92	L	19			
5/19/97					20	1744	.0040		2.89	L	19			
5/12/97					20	1729	.0040		2.91	L	19			
5/05/97					20	1698	.0042		3.05	L	18			
4/28/97					20	1722	.0038		2.80	L	18			
4/21/97					20	1681	.0040		2.95	L	17			
4/14/97					20	1637	.0040		3.00	M	17			
4/07/97					20	1630	.0068		3.12	M	18			
3/31/97					20	1564	.0043		1.24	M	17			
3/24/97					20	1607	.0039		1.21	M	19			
3/17/97					20	1606	.0039		1.21	M	19			
3/10/97					19	1683	.0067		1.14	M	18			
3/03/97					19	1671	.0063		1.14	M	19			
2/24/97					19	1649	.0061		1.14	M	19			
----- TRUNKS -----					----- ADMINISTRATIVE HOUR -----									
STUDY PER	IN-SVC	REQ	TD	FCST	HR	OFFD	BLKG	Z	FAC	D/D	VAL			
2/17/97					19	1669	.0063		1.14	M	19			
2/10/97					19	1509	.0000		1.00	L	19			
2/03/97					19	1525	.0000		1.00	M	18			
1/27/97					19	1552	.0000		1.00	M	14			

RESP:

DEMAND SERVICING SYSTEM V7.03

DATE: 08/20/97

TGSN:

M-DAY: ABD

STUDY PERIOD LOADS (SPL)

=====

TDSP CNST: 0 TDSP REC:

STUDY PER	TRUNKS			ADMINISTRATIVE HOUR					D/D	VAL
	IN-SVC	REQ	TD	FCST	HR	OFFD	BLKG	Z FAC		
8/04/97					20	1194	.0000	1.00	L	19
7/28/97					20	1221	.0000	1.00	L	20
7/21/97					20	1245	.0000	1.00	L	19
7/14/97					20	1261	.0000	1.00	L	19
7/07/97					20	1276	.0000	1.00	L	19
6/30/97					20	1274	.0000	1.00	L	18
6/23/97					20	1314	.0000	1.00	L	18
6/16/97					20	1305	.0000	1.00	L	17
6/09/97					20	1310	.0000	1.00	L	17
6/02/97					20	1291	.0000	1.00	L	18
5/26/97					20	1293	.0000	1.00	L	19
5/19/97					20	1305	.0000	1.00	L	19
5/12/97					20	1355	.0000	1.00	L	19
5/05/97					20	1366	.0000	1.00	L	18
STUDY PER	IN-SVC	REQ	TD	FCST	HR	OFFD	BLKG	Z FAC	D/D	VAL
4/28/97					20	1394	.0000	1.00	L	18
4/21/97					20	1364	.0000	1.00	M	17
4/14/97					20	1314	.0000	1.00	L	17
4/07/97					19	1333	.0000	1.00	L	18
3/31/97					19	1410	.0000	1.00	L	17
3/24/97					19	1473	.0000	1.00	L	18
3/17/97					19	1461	.0000	1.00	L	18
3/10/97					19	1425	.0000	1.00	L	18
3/03/97					19	1392	.0000	1.00	L	19
2/24/97					19	1373	.0000	1.00	L	19
STUDY PER	IN-SVC	REQ	TD	FCST	HR	OFFD	BLKG	Z FAC	D/D	VAL
2/17/97					19	1375	.0000	1.00	L	19
2/10/97					19	1415	.0000	1.00	L	19
2/03/97					19	1447	.0000	1.00	L	18
1/27/97					19	1456	.0000	1.00	L	14
1/20/97					19	1440	.0000	1.00	L	13
1/13/97					18	1371	.0000	1.00	L	12
1/06/97					18	1408	.0000	1.00	L	11
12/30/96					19	1466	.0000	1.00	M	17
12/23/96					19	1536	.0000	1.00	M	17
12/16/96					19	1613	.0000	1.00	M	18

CMMD: SCREEN KEY(S): ABD

**INDEPENDENT COMPANY TRUNK GROUPS
DAYTONA AREA**

RESP: DEMAND SERVING SYSTEM V7.03 DATE: 08/21/97

TGSN: STUDY PERIOD LOADS (SPL)

M-DAY: ABD

TDSP CNST: 0 TDSP REC:

Table with columns: STUDY PER, IN-SVC, REQ, TD, FCST, HR, OFFD, BLKG, Z, FAC, D/D, VAL. Rows include dates from 8/04/97 to 5/05/97.

Table with columns: STUDY PER, IN-SVC, REQ, TD, FCST, HR, OFFD, BLKG, Z, FAC, D/D, VAL. Rows include dates 4/28/97, 4/21/97, 4/14/97.

Table with columns: STUDY PER, IN-SVC, REQ, TD, FCST, HR, OFFD, BLKG, Z, FAC, D/D, VAL. Rows include dates from 4/07/97 to 2/03/97.

CMMD: SCREEN KEY(S): ABD,00

**INDEPENDENT COMPANY TRUNK GROUPS
INDIAN RIVER AREA**

=====

RESP: DEMAND SERVICING SYSTEM V7.03 DATE: 08/19/97

TGSN:

M-DAY: ABD STUDY PERIOD LOADS (SPL)

=====

TDSP CNST: 0 TDSP REC:

STUDY PER	TRUNKS			ADMINISTRATIVE HOUR					D/D	VAL
	IN-SVC	REQ	TD	FCST	HR	OFFD	BLKG	Z FAC		
7/07/97					18	468	.0206	5.07	H	18
6/30/97					21	468	.0000	1.00	L	18
6/23/97					21	474	.0000	1.00	L	19
6/16/97					16	500	.0000	1.00	-	19
6/09/97					16	498	.0000	1.00	L	19
6/02/97					16	497	.0000	1.00	L	19
5/26/97					16	491	.0000	1.00	L	19
5/19/97					16	482	.0000	1.00	L	20
5/12/97					21	489	.0000	1.00	L	19
5/05/97					16	518	.0000	1.00	L	20
4/28/97					16	522	.0000	1.00	L	20
4/21/97					16	505	.0000	1.00	L	20
4/14/97					16	488	.0000	1.00	L	20
4/07/97					16	473	.0000	1.00	-	20
3/31/97					20	477	.0000	1.00	M	20
3/24/97					20	498	.0000	1.00	M	19
3/17/97					20	479	.0000	1.00	H	17
3/10/97					20	461	.0000	1.00	M	16
3/03/97					16	451	.0000	1.00	-	18
2/24/97					20	450	.0000	1.00	M	16
2/17/97					20	470	.0000	1.00	M	18
2/10/97					20	484	.0000	1.00	M	19
2/03/97					20	522	.0000	1.00	M	19

=====

CMMD: SCREEN KEY(S): ABD,00

=====

=====

RESP: DEMAND SERVICING SYSTEM V7.03 DATE: 08/21/97

TGSN:

M-DAY: ABD STUDY PERIOD LOADS (SPL)

=====

INTWFLXADSO STRTFLMADSO M-DF55IE TDSP CNST: 0 TDSP REC:

=====

TRUNKS ADMINISTRATIVE HOUR

STUDY PER IN-SVC REQ TD FCST HR OFFD BLKG Z FAC D/D VAL

STUDY PER	IN-SVC	REQ	TD	FCST	HR	OFFD	BLKG	Z	FAC	D/D	VAL
7/07/97					15	914	.0000	1.00	L	16	
6/30/97					15	895	.0000	1.00	L	17	
6/23/97					15	887	.0000	1.00	-	18	
6/16/97					16	878	.0000	1.00	L	19	
6/09/97					20	884	.0000	1.00	L	19	
6/02/97					20	888	.0000	1.00	L	19	
5/26/97					16	872	.0000	1.00	L	19	
5/19/97					16	880	.0000	1.00	-	20	
5/12/97					16	854	.0000	1.00	L	20	
5/05/97					16	858	.0000	1.00	L	20	
4/28/97					16	829	.0000	1.00	L	20	
4/21/97					16	795	.0000	1.00	L	20	
4/14/97					15	814	.0000	1.00	L	20	
4/07/97					12	694	.0016	1.00	H	20	
3/31/97					15	835	.0000	1.00	-	20	
3/24/97					15	846	.0000	1.00	-	20	
3/17/97					15	859	.0000	1.00	-	19	
3/10/97					15	855	.0000	1.00	-	18	
3/03/97					16	834	.0000	1.00	L	18	
2/24/97					16	858	.0000	1.00	L	17	
2/17/97					16	848	.0000	1.00	L	19	
2/10/97					16	845	.0000	1.00	L	19	
2/03/97					16	836	.0000	1.00	L	19	

=====

CMMD: SCREEN KEY(S): ABD,00

=====

=====

RESP: DEMAND SERVICING SYSTEM V7.03 DATE: 08/19/97

TGSN:

M-DAY: ABD STUDY PERIOD LOADS (SPL)

=====

WPBHFLGR02T INTWFLXADS0 7-DF45TC TDSP CNST: 0 TDSP REC:

STUDY PER	TRUNKS			ADMINISTRATIVE HOUR					
	IN-SVC	REQ	TD FCST	HR	OFFD	BLKG	Z FAC	O/D	VAL
6/09/97				21	1309	.0000	1.00	L	14
6/02/97				21	1310	.0000	1.00	L	18
5/26/97				20	1319	.0000	1.00	L	19
5/19/97				20	1320	.0000	1.00	L	20
5/12/97				20	1374	.0001	1.04	L	19
5/05/97				20	1391	.0001	1.04	L	19
4/28/97				20	1442	.0001	1.04	L	19
4/21/97				20	1503	.0001	1.03	L	19
4/14/97				20	1575	.0086	1.54	L	19
4/07/97				20	1630	.0097	1.79	L	19
3/31/97				20	1669	.0105	1.88	L	19
3/24/97				20	1681	.0105	1.88	L	19
3/17/97				20	1615	.0020	1.41	L	18
3/10/97				20	1611	.0021	1.44	L	17
3/03/97				20	1592	.0013	1.44	L	17
2/24/97				20	1560	.0013	1.45	L	17
2/17/97				19	1551	.0012	1.58	L	19
2/10/97				19	1527	.0007	1.32	L	20
2/03/97				19	1486	.0007	1.35	L	19

=====

CMMD: _____ SCREEN KEY(S): _____ ABD,00 _____

DEMAND SERVICING SYSTEM V7.03 DATE: 08/19/97

RESP:

TGSN:

AM-DAY: ABD

STUDY PERIOD LOADS (SPL)

Separator line of asterisks

		TRUNKS			ADMINISTRATIVE HOUR						
STUDY PER	IN-SVC	REQ	TD	FCST	HR	OFFD	BLKG	Z	FAC	D/D	VAL
6/09/97					20	1267	.0000		1.20	L	14
6/02/97					20	1281	.0000		1.20	L	19
5/26/97					20	1343	.0000		1.20	L	19
5/19/97					20	1439	.0000		1.20	M	20
5/12/97					20	1500	.0217		1.20	L	19
5/05/97					20	1542	.0264		1.20	L	19
4/28/97					20	1569	.0312		1.20	L	19
4/21/97					20	1572	.0326		1.20	L	19
4/14/97					20	1618	.0398		1.20	L	20
4/07/97					20	1684	.0490		1.20	L	20
3/31/97					20	1691	.0498		1.20	L	20
3/24/97					20	1701	.0501		1.20	L	20
3/17/97					20	1694	.0489		1.20	L	18
3/10/97					20	1660	.0417		1.20	L	17
3/03/97					20	1636	.0370		1.20	L	17
2/24/97					19	1545	.0234		1.20	L	17
2/17/97					20	1602	.0345		1.20	L	19
2/10/97					19	1589	.0338		1.20	L	20
2/03/97					20	1623	.0402		1.20	L	20

CMMD: SCREEN KEY(S): ABD,00

=====

RESP: DEMAND SERVICING SYSTEM V7.03 DATE: 08/19/97

TGSN:

M-DAY: ABD STUDY PERIOD LOADS (SPL)

=====

█

TDSP CNST: 0 TDSP REC:

█

█

TRUNKS ADMINISTRATIVE HOUR

STUDY PER IN-SVC REQ TD FCST HR OFFD BLKG Z FAC D/D VAL

6/09/97 21 251 .0000 1.00 M 14

6/02/97 21 258 .0000 1.00 M 18

5/26/97 21 275 .0000 1.00 - 18

5/19/97 21 282 .0000 1.00 - 19

5/12/97 21 302 .0000 1.00 - 18

█

5/05/97 21 308 .0000 1.00 - 19

4/28/97 21 317 .0000 1.00 - 19

4/21/97 21 316 .0000 1.00 - 19

4/14/97 21 294 .0000 1.00 - 20

STUDY PER IN-SVC REQ TD FCST HR OFFD BLKG Z FAC D/D VAL

4/07/97 20 293 .0000 1.00 - 20

3/31/97 20 300 .0000 1.00 - 20

3/24/97 20 294 .0000 1.00 - 20

3/17/97 21 297 .0000 1.00 - 17

3/10/97 20 292 .0000 1.00 - 17

█

3/03/97 20 306 .0000 1.00 - 17

2/24/97 20 312 .0000 1.00 - 17

2/17/97 20 319 .0000 1.00 - 19

2/10/97 20 319 .0000 1.00 - 20

2/03/97 20 323 .0000 1.00 - 20

=====

CMMD: SCREEN KEY(S): ABD,00

=====

=====

RESP: DEMAND SERVICING SYSTEM V7.03 DATE: 08/20/97

TGSN:

M-DAY: ABD STUDY PERIOD LOADS (SPL)

=====

TDSP CNST: 0 TDSP REC:

----- TRUNKS ----- ADMINISTRATIVE HOUR -----

STUDY PER IN-SVC REQ TD FCST HR OFFD BLKG Z FAC D/D VAL

STUDY PER	IN-SVC	REQ	TD	FCST	HR	OFFD	BLKG	Z	FAC	D/D	VAL
8/04/97					10	3560	.0000		1.00	L	20
7/28/97					10	3623	.0000		1.00	L	19
7/21/97					10	3641	.0000		1.00	L	18
7/14/97					10	3684	.0000		1.00	L	17
7/07/97					10	3739	.0000		1.00	-	17
6/30/97					10	3716	.0000		1.00	L	16
6/23/97					10	3741	.0000		1.00	-	17
6/16/97					10	3815	.0000		1.00	L	16
6/09/97					10	3819	.0000		1.00	L	16
6/02/97					10	3797	.0000		1.00	L	18
5/26/97					10	3801	.0000		1.00	L	17
5/19/97					10	3786	.0000		1.00	L	18
5/12/97					10	3774	.0000		1.00	L	18
5/05/97					10	3813	.0000		1.00	L	18
4/28/97					10	3817	.0000		1.00	L	19
4/21/97					10	3772	.0000		1.00	L	15
4/14/97					10	3817	.0000		1.00	L	15
4/07/97					10	3830	.0000		1.00	L	15
3/31/97					10	3912	.0000		1.00	L	14
3/24/97					10	3955	.0000		1.00	L	15
3/17/97					10	3973	.0000		1.00	L	15
3/10/97					10	4026	.0000		1.00	L	15
3/03/97					10	4041	.0000		1.00	L	20
2/24/97					10	4041	.0000		1.00	L	2
2/17/97					15	4074	.0000		1.00	L	1
2/10/97					10	4119	.0000		1.00	L	20
2/03/97					10	4168	.0000		1.00	L	20
1/27/97					10	4199	.0000		1.00	L	1
1/20/97					10	4277	.0005		1.10	L	1
1/13/97					10	3915	.0005		1.12	M	1
1/06/97					10	3828	.0006		1.14	H	1
12/30/96					10	3945	.0004		1.09	M	1
12/23/96					9	4039	.0000		1.00	L	1
12/16/96					10	4030	.0000		1.00	M	1

=====

CMMD: SCREEN KEY(S): ABD

=====

**INDEPENDENT TRUNK GROUPS
JACKSONVILLE AREA**

ANY TRUNK GROUPS WITH NO DATA ARE BEING INVESTIGATED

44

RESP:
TGSN:
M-DAY: ABD

STUDY PERIOD LOADS (SPL)

TDSP CNST: 0 TDSP REC:

STUDY PER	TRUNKS			ADMINISTRATIVE HOUR						
	IN-SVC	REQ	TD	FCST	HR	OFFD	BLKG	Z FAC	O/D	VAL
8/04/97					21	1381	.0000	1.00	L	19
7/28/97					21	1362	.0000	1.00	L	20
7/21/97					21	1373	.0000	1.00	L	19
7/14/97					21	1361	.0000	1.00	L	19
7/07/97					21	1340	.0000	1.00	L	19
6/30/97					21	1358	.0000	1.00	L	18
6/23/97					20	1345	.0000	1.00	L	18
6/16/97					13	1126	.0010	2.97	L	18
6/09/97					13	1152	.0042	5.41	L	18
6/02/97					13	1220	.0040	4.95	L	19
5/26/97					13	1252	.0031	3.17	L	19
5/19/97					13	1223	.0029	3.11	L	20
5/12/97					9	1523	.0000	1.00	L	19
5/05/97					9	1429	.0000	1.00	L	19
4/28/97					21	1346	.0000	1.00	L	20
4/21/97					20	1320	.0000	1.00	L	15
4/14/97					20	1314	.0000	1.00	L	10
4/07/97					21	1335	.0000	1.00	M	5
1/27/97					16	1010	.0039	4.10	L	15
1/20/97					19	1245	.0000	1.00	L	13
1/13/97					19	1221	.0000	1.00	L	12
1/06/97					19	1195	.0000	1.00	L	11
12/30/96					19	1195	.0000	1.00	L	11
12/23/96					20	1188	.0000	1.00	L	11
12/16/96					20	1190	.0000	1.00	L	12
12/09/96					19	1182	.0000	1.00	L	14
12/02/96					19	1185	.0000	1.00	L	19

CMMD: SCREEN KEY(S): ,ABD

45

RESP: TGSN: STUDY PERIOD LOADS (SPL)

AM-DAY: ABD

TDSP CNST: 0 TDSP REC:

STUDY PER	TRUNKS			ADMINISTRATIVE HOUR				D/D	VAL	
	IN-SVC	REQ	TD	FCST	HR	OFFD	BLKG			Z FAC
8/04/97					9	9	.0000	1.00	-	20
7/28/97					15	10	.0000	1.00	H	20
7/21/97					21	9	.0000	1.00	H	19
7/14/97					19	7	.0000	1.00	-	19
7/07/97					21	10	.0000	1.00	H	19
6/30/97					21	11	.0000	1.00	H	18
6/23/97					21	12	.0000	1.00	-	18
6/16/97					11	13	.0000	1.00	-	16
6/09/97					11	12	.0000	1.00	H	16
6/02/97					18	15	.0000	1.00	H	18
5/26/97					18	19	.0000	1.00	-	19
5/19/97					18	16	.0000	1.00	H	20
5/12/97					18	16	.0000	1.00	-	20
5/05/97					20	16	.0000	1.00	-	20
4/28/97					20	17	.0000	1.00	-	20
4/21/97					20	16	.0000	1.00	-	15
4/14/97					20	19	.0000	1.00	-	10
4/07/97					20	14	.0000	1.00	-	5
1/27/97					20	15	.0000	1.00	-	14
1/20/97					16	15	.0000	1.00	-	14
1/13/97					13	20	.0000	1.00	-	12
1/06/97					1	21	.0000	1.00	-	4
12/30/96					13	21	.0000	1.00	-	7
12/23/96					18	17	.0000	1.00	-	7
12/16/96					18	16	.0000	1.00	-	9
12/09/96					18	15	.0000	1.00	-	14
12/02/96					18	13	.0000	1.00	-	18

CMMD: SCREEN KEY(S) , ABD

46

RESP:
TGSN:
RM-DAY: ABD

STUDY PERIOD LOADS (SPL)

TDSP CNST: 0 TDSP REC:

STUDY PER	TRUNKS				ADMINISTRATIVE HOUR						
	IN-SVC	REQ	TD	FCST	HR	OFFD	BLKG	Z	FAC	D/D	VAL
8/04/97					20	847	.0000		1.00	L	19
7/28/97					20	822	.0000		1.00	L	20
7/21/97					21	823	.0000		1.00	L	19
7/14/97					21	845	.0000		1.00	L	19
7/07/97					21	869	.0000		1.00	L	19
6/30/97					21	888	.0000		1.00	L	19
6/23/97					21	917	.0000		1.00	L	20
6/16/97					21	904	.0000		1.00	L	19
6/09/97					21	897	.0000		1.00	L	19
6/02/97					21	921	.0000		1.00	L	19
5/26/97					20	934	.0000		1.00	L	19
5/19/97					20	966	.0000		1.00	L	20
5/12/97					20	971	.0000		1.00	L	20
5/05/97					20	998	.0000		1.00	L	20
4/28/97					20	1013	.0000		1.00	L	20
4/21/97					20	1021	.0000		1.00	L	18
4/14/97					20	1004	.0000		1.00	L	18
4/07/97					16	795	.0022		3.60	H	13
3/31/97					16	783	.0250		3.80	H	17
3/24/97					20	1038	.0019		1.00	M	18
3/17/97					20	1092	.0019		1.00	M	18
3/10/97					20	1067	.0012		1.00	L	18
3/03/97					20	1029	.0007		1.00	L	19
2/24/97					20	989	.0007		1.00	M	19
2/17/97					19	985	.0000		1.00	L	19
2/10/97					19	1009	.0000		1.00	L	19
2/03/97					19	1020	.0002		1.01	L	19

CMMD: SCREEN KEY(S) ABD

47

TDSP CNST: 0 TDSP REC:

STUDY PER	TRUNKS			ADMINISTRATIVE HOUR						
	IN-SVC	REQ	TD	FCST	HR	OFFD	BLKG	Z FAC	D/D	VAL
8/04/97					21	270	.0000	1.00	L	8
7/28/97					20	257	.0000	1.00	L	18
7/21/97					20	241	.0000	1.00	L	17
7/14/97					20	247	.0000	1.00	L	17
7/07/97					20	258	.0000	1.00	L	17
6/30/97					14	188	.0392	3.49	L	18
6/23/97					14	187	.0371	3.38	L	19
6/16/97					14	185	.0415	3.68	L	17
6/09/97					14	182	.0415	3.74	L	17
6/02/97					20	276	.0000	1.00	L	18
5/26/97					20	284	.0000	1.00	L	18
5/19/97					21	279	.0000	1.00	M	17
5/12/97					21	271	.0000	1.00	H	17
5/05/97					21	256	.0000	1.00	M	15
4/28/97					21	261	.0000	1.00	L	16
4/21/97					21	262	.0000	1.00	L	13
4/14/97					20	275	.0000	1.00	-	14
4/07/97					20	302	.0000	1.00	-	14
3/31/97					20	316	.0000	1.00	-	13
3/24/97					20	328	.0000	1.00	-	17
3/17/97					20	325	.0000	1.00	L	16
3/10/97					20	322	.0000	1.00	L	17
3/03/97					20	311	.0000	1.00	M	18
2/24/97					20	296	.0000	1.00	M	19
2/17/97					20	310	.0000	1.00	L	20
2/10/97					20	306	.0000	1.00	L	19
2/03/97					20	314	.0000	1.00	L	18

CMMD: SCREEN KEY(S) ABD

RESP:
TGSN:
M-DAY: ABD

STUDY PERIOD LOADS (SPL)

TDSP CNST: 0 TDSP REC:

STUDY PER	TRUNKS			ADMINISTRATIVE HOUR				D/D	VAL	
	IN-SVC	REQ	TD	FCST	HR	OFFD	BLKG			Z FAC
8/04/97					10	2030	.0005	1.95	L	20
7/28/97					10	2012	.0005	2.01	L	19
7/21/97					10	2053	.0000	1.00	L	18
7/14/97					10	2060	.0000	1.00	-	18
7/07/97					10	2095	.0000	1.00	-	18
6/30/97					14	1851	.0254	2.96	L	18
6/23/97					14	1880	.0241	2.83	L	19
6/16/97					14	1912	.0269	3.01	L	17
6/09/97					14	1902	.0269	3.02	L	17
6/02/97					10	2033	.0000	1.00	L	18
5/26/97					10	2003	.0000	1.00	L	18
5/19/97					10	2005	.0000	1.00	L	19
5/12/97					10	2001	.0000	1.00	L	19
5/05/97					10	2032	.0000	1.00	-	19
4/28/97					10	2064	.0000	1.00	-	19
4/21/97					10	2067	.0000	1.00	-	14
4/14/97					10	2095	.0000	1.00	-	10
4/07/97					21	2070	.0000	1.00	L	5
1/27/97					10	2093	.0000	1.00	-	15
1/20/97					13	1623	.0027	3.60	L	14
1/13/97					10	2018	.0000	1.00	L	13
1/06/97					13	1519	.0047	5.87	L	8
12/30/96					13	1519	.0047	5.87	L	8
12/23/96					20	1881	.0000	1.00	L	11
12/16/96					19	1972	.0000	1.00	M	12
12/09/96					19	1982	.0000	1.00	M	14
12/02/96					19	2025	.0000	1.00	L	19

CMMD: SCREEN KEY(S) , ABD

49

RESP:

TGSN:

M-DAY: ABD

STUDY PERIOD LOADS (SPL)

TDSP CNST: 0 TDSP REC:

STUDY PER	TRUNKS			ADMINISTRATIVE HOUR						
	IN-SVC	REQ	TD	FCST	HR	OFFD	BLKG	Z FAC	D/D	VAL
8/04/97					10	14	.0000	1.00	-	20
7/28/97					23	18	.0000	1.00	-	20
7/21/97					23	18	.0000	1.00	-	19
7/14/97					22	19	.0000	1.00	-	19
7/07/97					10	22	.0000	1.00	-	18
6/30/97					10	24	.0000	1.00	-	17
6/23/97					10	22	.0000	1.00	-	18
6/16/97					21	22	.0000	1.00	H	17
6/09/97					21	24	.0000	1.00	H	17
6/02/97					21	23	.0000	1.00	H	18
5/26/97					21	21	.0000	1.00	-	19
5/19/97					21	21	.0000	1.00	-	20
5/12/97					20	21	.0000	1.00	-	20
5/05/97					21	19	.0000	1.00	H	20
4/28/97					21	21	.0000	1.00	H	20
4/21/97					21	21	.0000	1.00	H	15
4/14/97					21	27	.0000	1.00	-	10
4/07/97					19	26	.0000	1.00	-	5
1/27/97					21	23	.0000	1.00	H	14
1/20/97					21	29	.0000	1.00	-	13
1/13/97					21	23	.0000	1.00	-	11
1/06/97					21	22	.0000	1.00	-	7
12/30/96					18	19	.0000	1.00	-	7
12/23/96					9	17	.0000	1.00	H	8
12/16/96					20	21	.0000	1.00	H	12
12/09/96					20	25	.0000	1.00	-	14
12/02/96					20	23	.0000	1.00	-	18

CMMD: SCREEN KEY(S) ABD

50

TDSP CNST: 0 TDSP REC:

STUDY PER	IN-SVC	TRUNKS REQ	TD	FCST	HR	OFFD	BLKG	Z FAC	D/D	VAL
8/04/97					21	1280	.0008	3.20	M	19
7/28/97					20	1281	.0020	3.01	M	20
7/21/97					20	1332	.0024	3.22	H	19
7/14/97					20	1375	.0024	3.15	H	19
7/07/97					20	1306	.0024	3.26	M	19
6/30/97					20	1307	.0003	1.20	M	18
6/23/97					21	1254	.0000	1.00	L	18
6/16/97					21	1270	.0000	1.00	L	17
6/09/97					21	1258	.0000	1.00	L	17
6/02/97					20	1238	.0000	1.00	L	18
5/26/97					20	1264	.0000	1.00	L	19
5/19/97					20	1267	.0000	1.00	L	20
5/12/97					20	1271	.0000	1.00	L	20
5/05/97					20	1312	.0000	1.00	L	20
4/28/97					20	1296	.0000	1.00	L	20
4/21/97					20	1301	.0000	1.00	L	15
4/14/97					20	1309	.0000	1.00	L	10
4/07/97					20	1306	.0000	1.00	L	5
1/27/97					19	1238	.0000	1.00	L	14
1/20/97					19	1242	.0000	1.00	L	13
1/13/97					19	1137	.0000	1.00	M	12
1/06/97					19	1132	.0000	1.00	M	11
12/30/96					19	1132	.0000	1.00	M	11
12/23/96					19	1174	.0000	1.00	M	11
12/16/96					19	1223	.0000	1.00	L	12
12/09/96					19	1245	.0000	1.00	L	14
12/02/96					19	1238	.0000	1.00	L	19

CMMD: SCREEN KEY(S): , ABD

51

=====

RESP: NFO3
TGSN: AC189706
M-DAY: ABD

DEMAND SERVICING SYSTEM V7.03

DATE: 08/20/97

STUDY PERIOD LOADS (SPL)

=====

TDSP CNST: 0 TDSP REC:

STUDY PER	TRUNKS			ADMINISTRATIVE HOUR						
	IN-SVC	REQ	TD	FCST	HR	OFFD	BLKG	Z FAC	D/D	VAL
8/04/97					20	11	.0000	1.00	H	19
7/28/97					20	10	.0000	1.00	H	20
7/21/97					20	8	.0000	1.00	-	19
7/14/97					20	11	.0000	1.00	H	19
7/07/97					20	11	.0000	1.00	H	19
6/30/97					21	12	.0000	1.00	H	18
6/23/97					21	11	.0000	1.00	H	18
6/16/97					19	7	.0000	1.00	-	17
6/09/97					20	7	.0000	1.00	-	17
6/02/97					20	7	.0000	1.00	-	18
5/26/97					18	6	.0000	1.00	-	19
5/19/97					8	6	.0000	1.00	-	18
5/12/97					14	5	.0000	1.00	-	20
5/05/97					14	5	.0000	1.00	-	20
4/28/97					15	6	.0000	1.00	-	20
4/21/97					15	7	.0000	1.00	-	15
4/14/97					15	7	.0000	1.00	-	10
4/07/97					16	12	.0000	1.00	-	5
1/27/97					12	8	.0000	1.00	-	15
1/20/97					12	9	.0000	1.00	-	14
1/13/97					19	12	.0000	1.00	-	11
1/06/97					19	11	.0000	1.00	H	10
12/30/96					19	11	.0000	1.00	H	10
12/23/96					19	13	.0000	1.00	H	10
12/16/96					23	14	.0000	1.00	H	12
12/09/96					19	16	.0000	1.00	-	14
12/02/96					23	17	.0000	1.00	H	18

=====

CMMD: SCREEN KEY(S) , ABD

=====

52

RESP: _____
 TGSN: _____
 M-DAY: ABD STUDY PERIOD LOADS (SPL)

=====

STUDY PER	TRUNKS			ADMINISTRATIVE HOUR				D/D	VAL	
	IN-SVC	REQ	TD	FCST	HR	OFFD	BLKG			Z FAC
8/04/97					10	6592	.0000	1.00	L	20
7/28/97					10	6631	.0001	1.00	L	19
7/21/97					21	6008	.0017	2.06	M	19
7/14/97					10	6586	.0000	1.00	L	18
7/07/97					10	6579	.0000	1.00	L	18
6/30/97					10	6471	.0000	1.00	L	17
6/23/97					10	6338	.0000	1.00	L	18
6/16/97					10	6348	.0000	1.00	L	17
6/09/97					10	6208	.0000	1.00	L	16
6/02/97					10	6220	.0000	1.00	L	18
5/26/97					10	6242	.0000	1.00	L	18
5/19/97					10	6255	.0000	1.00	L	19
5/12/97					10	6239	.0000	1.00	L	19
5/05/97					10	6250	.0001	1.00	L	19
4/28/97					10	6314	.0028	1.69	L	19
4/21/97					10	6286	.0039	1.94	L	14
4/14/97					10	6391	.0054	2.30	L	10
4/07/97					10	6495	.0106	3.55	L	5
1/27/97					10	5873	.0000	1.00	L	15
1/20/97					10	5825	.0000	1.00	L	14
1/13/97					10	5617	.0000	1.00	L	13
1/06/97					10	5554	.0000	1.00	L	8
12/30/96					10	5554	.0000	1.00	L	8
12/23/96					10	5473	.0000	1.00	L	9
12/16/96					10	5386	.0000	1.00	L	10
12/09/96					10	5489	.0000	1.00	L	14
12/02/96					10	5533	.0000	1.00	L	18

=====

CMMD: _____ SCREEN KEY(S): ABD _____

RESP: TGSN: M-DAY: ABD STUDY PERIOD LOADS (SPL)

TDSP CNST: 0 TDSP REC:

STUDY PER	IN-SVC	REQ	TD	FCST	HR	OFFD	BLKG	Z FAC	D/D	VAL
8/04/97					20	3368	.0000	1.00	L	19
7/28/97					20	3335	.0000	1.00	L	20
7/21/97					20	3317	.0000	1.00	L	19
7/14/97					20	3344	.0000	1.00	L	19
7/07/97					20	3351	.0000	1.00	L	19
6/30/97					20	3329	.0000	1.00	L	18
6/23/97					21	3348	.0000	1.00	L	18
6/16/97					21	3381	.0000	1.00	L	17
6/09/97					20	3392	.0000	1.00	L	17
6/02/97					20	3459	.0000	1.00	L	18
5/26/97					20	3530	.0000	1.00	L	19
5/19/97					20	3502	.0000	1.00	L	20
5/12/97					20	3579	.0000	1.00	L	20
5/05/97					20	3640	.0000	1.00	L	20
4/28/97					20	3696	.0000	1.00	L	20
4/21/97					20	3777	.0000	1.00	L	15
4/14/97					20	3766	.0000	1.00	L	10
4/07/97					20	3904	.0000	1.00	L	5
1/27/97					19	3622	.0000	1.00	L	14
1/20/97					19	3486	.0000	1.00	L	13
1/13/97					19	3282	.0000	1.00	L	12
1/06/97					19	3208	.0000	1.00	L	11
12/30/96					19	3208	.0000	1.00	L	11
12/23/96					19	3331	.0000	1.00	L	11
12/16/96					20	3388	.0000	1.00	L	12
12/09/96					19	3403	.0000	1.00	L	14
12/02/96					19	3452	.0000	1.00	L	19

CMMD: SCREEN KEY(S): ABD

54

RESP:
TGSN:
M-DAY: ABD

STUDY PERIOD LOADS (SPL)

TDSP CNST: 0 TDSP REC:

STUDY PER	TRUNKS			ADMINISTRATIVE HOUR					D/D	VAL
	IN-SVC	REQ	TD	FCST	HR	OFFD	BLKG	Z FAC		
8/04/97					20	25	.0000	1.00	-	19
7/28/97					20	24	.0000	1.00	-	20
7/21/97					21	23	.0000	1.00	-	19
7/14/97					16	27	.0000	1.00	H	19
7/07/97					16	26	.0000	1.00	H	19
6/30/97					21	27	.0000	1.00	-	18
6/23/97					21	26	.0000	1.00	-	18
6/16/97					21	27	.0000	1.00	-	17
6/09/97					21	27	.0000	1.00	-	17
6/02/97					21	29	.0000	1.00	-	18
5/26/97					21	31	.0000	1.00	-	19
5/19/97					21	31	.0000	1.00	-	20
5/12/97					21	36	.0000	1.00	H	20
5/05/97					20	35	.0000	1.00	-	20
4/28/97					20	37	.0000	1.00	-	20
4/21/97					20	37	.0000	1.00	-	15
4/14/97					20	41	.0000	1.00	-	10
4/07/97					20	38	.0000	1.00	-	5
1/27/97					19	41	.0000	1.00	H	14
1/20/97					19	39	.0000	1.00	H	13
1/13/97					19	33	.0000	1.00	-	11
1/06/97					21	32	.0000	1.00	H	7
12/30/96					22	29	.0000	1.00	-	7
12/23/96					21	24	.0000	1.00	H	10
12/16/96					9	28	.0000	1.00	-	10
12/09/96					19	29	.0000	1.00	-	14
12/02/96					19	29	.0000	1.00	-	16

CMMD: SCREEN KEY(S): ,ABD

55

□ TGSN:

□ M-DAY:

STUDY PERIOD LOADS (SPL)

=====

TDSP CNST: 0 TDSP REC:

STUDY PER	TRUNKS			ADMINISTRATIVE HOUR						
	IN-SVC	REQ	TD	FCST	HR	OFFD	BLKG	Z FAC	D/D	VAL
8/04/97					20	1174	.0000	1.00	L	19
7/28/97					20	1189	.0000	1.00	L	20
7/21/97					20	1207	.0000	1.00	L	19
7/14/97					20	1195	.0000	1.00	L	19
7/07/97					20	1199	.0000	1.00	L	19
6/30/97					12	971	.0070	3.52	L	19
6/23/97					12	987	.0067	3.36	L	20
6/16/97					12	968	.0070	3.53	L	19
6/09/97					20	1305	.0000	1.00	L	19
6/02/97					20	1340	.0000	1.00	L	19
5/26/97					20	1363	.0000	1.00	L	19
5/19/97					20	1389	.0000	1.00	L	20
5/12/97					20	1404	.0000	1.00	L	20
5/05/97					20	1435	.0000	1.00	L	20
4/28/97					20	1440	.0000	1.00	L	20
4/21/97					20	1437	.0000	1.00	L	18
4/14/97					20	1349	.0000	1.00	L	18
4/07/97					20	1348	.0000	1.00	L	18
3/31/97					20	1359	.0000	1.00	M	17
3/24/97					20	1385	.0000	1.00	M	18
3/17/97					20	1450	.0000	1.00	L	18
3/10/97					20	1430	.0000	1.00	L	18
3/03/97					20	1376	.0000	1.00	L	19
2/24/97					20	1329	.0000	1.00	L	19
2/17/97					19	1349	.0000	1.00	L	19
2/10/97					19	1365	.0000	1.00	L	19
2/03/97					19	1393	.0000	1.00	L	18

=====

□ CMMD: SCREEN KEY(S) ABD

=====

56

RESP:
TGSN:
M-DAY: ABD

STUDY PERIOD LOADS (SPL)

TDSP CNST: 0 TDSP REC:

Table with columns: STUDY PER, IN-SVC, REO, TD, FCST, HR, OFFD, BLKG, Z FAC, D/D VAL. Rows list dates from 8/04/97 to 2/03/97 with associated values.

CMMD: SCREEN KEY(S) ABD

TDSP CNST: 0 TDSP REC:

STUDY PER	TRUNKS			ADMINISTRATIVE HOUR						
	IN-SVC	REQ	TD	FCST	HR	OFFD	BLKG	Z FAC	D/D	VAL
8/04/97					23	1	.0034	1.00	H	19
7/28/97					24	1	.0006	1.00	H	20
7/21/97					11	1	.0000	1.00	H	18
7/14/97					7	1	.0011	1.00	H	19
7/07/97					7	1	.0011	1.00	H	19
6/30/97					2	1	.0020	1.00	H	18
6/23/97					2	1	.0019	1.00	H	19
6/16/97					17	1	.0021	1.00	H	18
6/09/97					17	1	.0021	1.00	H	18
6/02/97					22	1	.0011	1.00	H	19
5/26/97					20	1	.0004	1.00	H	19
5/19/97					24	1	.0018	1.00	H	20
5/12/97					24	1	.0018	1.00	H	20
5/05/97					22	1	.0000	1.00	H	19
4/28/97					22	1	.0019	1.00	H	19
4/21/97					22	1	.0021	1.00	H	18
4/14/97					22	1	.0021	1.00	H	18
4/07/97					15	9	.0349	1.00	H	18
3/31/97					13	9	.0392	1.00	H	16
3/24/97					13	8	.0349	1.00	H	18
3/17/97					13	9	.0369	1.00	H	17
3/10/97					17	0	.0000	1.00	H	18
3/03/97					6	0	.0000	1.00	H	20
2/24/97					24	1	.0015	1.00	H	20
2/17/97					24	1	.0015	1.00	H	20
2/10/97					24	1	.0016	1.00	H	19
2/03/97					19	1	.0009	1.00	H	18

CMMD: SCREEN KEY(S) , ABD

58

RESP:
TGSN:
M-DAY: ABD

STUDY PERIOD LOADS (SPL)

TDSP CNST: 0 TDSP REC:

STUDY PER	TRUNKS			ADMINISTRATIVE HOUR						
	IN-SVC	REQ	TD	FCST	HR	OFFD	BLKG	Z FAC	D/D	VAL
8/04/97					21	1808	.0000	1.00	L	8
7/28/97					21	1752	.0000	1.00	L	12
7/21/97					20	1763	.0000	1.00	L	17
7/14/97					21	1758	.0000	1.00	L	12
7/07/97					21	1706	.0000	1.00	L	15
6/30/97					21	1721	.0000	1.00	L	15
6/23/97					21	1760	.0000	1.00	L	15
6/16/97					21	1758	.0000	1.00	L	14
6/09/97					20	1858	.0000	1.00	L	16
6/02/97					20	1940	.0000	1.00	L	18
5/26/97					20	1951	.0000	1.00	L	18
5/19/97					20	1961	.0000	1.00	L	17
5/12/97					20	1941	.0000	1.00	L	15
5/05/97					20	1948	.0000	1.00	L	14
4/28/97					20	1956	.0000	1.00	L	15
4/21/97					20	1987	.0000	1.00	L	12
4/14/97					20	1961	.0000	1.00	L	14
4/07/97					16	1411	.0252	4.03	H	18
3/31/97					16	1443	.0267	4.14	H	17
3/24/97					16	1466	.0267	4.09	H	17
3/17/97					16	1446	.0267	4.13	H	17
3/10/97					20	1901	.0000	1.00	L	17
3/03/97					20	1911	.0000	1.00	L	18
2/24/97					20	1873	.0000	1.00	L	19
2/17/97					20	1866	.0000	1.00	L	20
2/10/97					20	1835	.0000	1.00	L	20
2/03/97					19	1825	.0000	1.00	L	19

CMMD: SCREEN KEY(S): , ABD

59

INDEPENDENT COMPANY TRUNK GROUPS
GAINSVILLE AREA

61.

RESP:
TGSN:
M-DAY: ABD

STUDY PERIOD LOADS (SPL)

TOSP CNST: 0 TOSP REC:

STUDY PER	TRUNKS			ADMINISTRATIVE HOUR					
	IN-SVC	REQ	TD	FCST	HR	OFFD	BLKG	Z FAC	D/D VAL
8/04/97					20	553	.0000	1.00	L 17
7/28/97					20	530	.0000	1.00	L 18
7/21/97					20	553	.0000	1.00	L 17
7/14/97					20	555	.0000	1.00	L 17
7/07/97					20	542	.0000	1.00	L 17
6/30/97					20	532	.0000	1.00	L 15
6/23/97					16	526	.0000	1.00	L 18
6/16/97					16	548	.0000	1.00	L 18
6/09/97					19	623	.0000	1.00	M 14
6/02/97					19	654	.0000	1.00	M 15
5/26/97					20	645	.0000	1.00	L 18
5/19/97					19	656	.0000	1.00	L 17
5/12/97					20	636	.0000	1.00	M 15
5/05/97					20	672	.0000	1.00	L 14
4/28/97					20	651	.0000	1.00	M 15
4/21/97					20	653	.0000	1.00	M 12
4/14/97					21	667	.0000	1.00	H 8
4/07/97					20	606	.0000	1.00	H 14
3/31/97					19	676	.0000	1.00	L 9
3/24/97					20	660	.0000	1.00	M 17
3/17/97					19	679	.0000	1.00	L 19
3/10/97					20	683	.0000	1.00	L 17
3/03/97					19	686	.0000	1.00	L 18
2/24/97					19	714	.0000	1.00	L 18
2/17/97					19	711	.0000	1.00	L 18
2/10/97					16	774	.0379	4.30	H 19
2/03/97					16	743	.0379	4.44	H 19

CMMD: SCREEN KEY(S): AC189725,ABD

62

RESP: TGSN: M-DAY: ABD STUDY PERIOD LOADS (SPL)

TOSP CNST: 0 TDSP REC:

STUDY PER	IN-SVC	REQ	TRUNKS TD	FCST	HR	OFFD	BLKG	Z FAC	D/D	VAL
8/04/97					19	155	.0000	1.00	-	11
7/28/97					19	142	.0000	1.00	-	11
7/21/97					19	134	.0000	1.00	-	10
7/14/97					19	153	.0000	1.00	H	15
7/07/97					19	149	.0000	1.00	H	17
6/30/97					19	134	.0000	1.00	H	16
6/23/97					19	136	.0000	1.00	H	16
6/16/97					20	127	.0000	1.00	-	15
6/09/97					20	114	.0000	1.00	-	16
6/02/97					20	112	.0000	1.00	L	18
5/26/97					20	113	.0000	1.00	H	18
5/19/97					20	109	.0000	1.00	H	17
5/12/97					20	112	.0000	1.00	M	15
5/05/97					20	121	.0000	1.00	M	14
4/28/97					20	112	.0000	1.00	H	15
4/21/97					20	113	.0000	1.00	H	12
4/14/97					20	114	.0000	1.00	H	14
4/07/97					20	111	.0000	1.00	H	14
3/31/97					19	126	.0000	1.00	M	8
3/24/97					19	135	.0000	1.00	H	11
3/17/97					19	133	.0000	1.00	H	14
3/10/97					19	141	.0000	1.00	H	12
3/03/97					19	131	.0000	1.00	H	12
2/24/97					19	129	.0000	1.00	H	14
2/17/97					19	132	.0000	1.00	H	16
2/10/97					19	140	.0000	1.00	H	18
2/03/97					19	144	.0000	1.00	H	19

CMMD: SCREEN KEY(S): ABD

63

RESP:
TGSN:
M-DAY: ABD

STUDY PERIOD LOADS (SPL)

TDSP CNST: 0 TDSP REC:

STUDY PER	TRUNKS			ADMINISTRATIVE HOUR							
	IN-SVC	REQ	TD	FCST	HR	OFFD	BLKG	Z	FAC	D/D	VAL
8/04/97					16	1443	.0010		2.20	L	14
7/28/97					16	1404	.0010		2.15	L	15
7/21/97					20	1480	.0000		1.00	L	17
7/14/97					21	1492	.0000		1.00	L	12
7/07/97					21	1491	.0000		1.00	L	15
6/30/97					21	1488	.0000		1.00	L	15
6/23/97					21	1496	.0000		1.00	L	15
6/16/97					21	1517	.0000		1.00	L	14
6/09/97					21	1521	.0000		1.00	L	16
6/02/97					16	1525	.0000		1.00	L	18
5/26/97					21	1498	.0000		1.00	L	17
5/19/97					21	1453	.0000		1.00	L	18
5/12/97					21	1473	.0000		1.00	L	18
5/05/97					21	1506	.0000		1.00	L	16
4/28/97					16	1426	.0000		1.00	L	19
4/21/97					20	1442	.0000		1.00	L	12
4/14/97					20	1373	.0000		1.00	L	14
4/07/97					20	1351	.0000		1.00	L	14
3/31/97					20	1418	.0000		1.00	L	12
3/24/97					20	1418	.0000		1.00	L	12
3/17/97					20	1485	.0000		1.00	L	7
3/10/97					20	1448	.0000		1.00	M	8
3/03/97					21	1415	.0000		1.00	L	12
2/24/97					20	1458	.0231		1.13	M	13
2/17/97					19	1478	.0065		1.00	L	16
2/10/97					20	1541	.0231		1.19	L	17
2/03/97					20	1558	.0211		1.15	L	18

CMMD: SCREEN KEY(S): ,ABD

64

RESP: TGSN: M-DAY: ABD STUDY PERIOD LOADS (SPL)

TDSP CNST: 0 TDSP REC:

STUDY PER	TRUNKS			ADMINISTRATIVE HOUR						
	IN-SVC	REQ	TD	FCST	HR	OFFD	BLKG	Z FAC	D/D	VAL
8/04/97					21	2332	.0000	1.00	L	8
7/28/97					21	2288	.0000	1.00	L	12
7/21/97					21	2206	.0000	1.00	M	12
7/14/97					21	2179	.0000	1.00	M	12
7/07/97					21	2211	.0000	1.00	M	15
6/30/97					21	2156	.0000	1.00	M	15
6/23/97					21	2189	.0000	1.00	L	15
6/16/97					21	2178	.0000	1.00	L	14
6/09/97					21	2182	.0000	1.00	L	16
6/02/97					21	2198	.0000	1.00	L	17
5/26/97					21	2202	.0000	1.00	L	17
5/19/97					21	2256	.0000	1.00	L	18
5/12/97					21	2227	.0000	1.00	L	18
5/05/97					21	2327	.0000	1.00	L	16
4/28/97					21	2380	.0000	1.00	L	17
4/21/97					21	2379	.0000	1.00	L	13
4/14/97					21	2499	.0000	1.00	L	8
4/07/97					21	2379	.0000	1.00	L	9
3/31/97					20	2384	.0000	1.00	L	12
3/24/97					20	2384	.0000	1.00	L	12
3/17/97					20	2447	.0000	1.00	L	7
3/10/97					20	2432	.0000	1.00	L	8
3/03/97					20	2335	.0000	1.00	M	8
2/24/97					20	2296	.0000	1.00	M	13
2/17/97					20	2285	.0000	1.00	L	17
2/10/97					16	2081	.0324	4.07	H	18
2/03/97					16	2081	.0307	3.90	H	19

CMMD: SCREEN KEY(S): ,ABD

65

TDSP CNST: 0 TDSP REC:

STUDY PER	TRUNKS			ADMINISTRATIVE HOUR						
	IN-SVC	REQ	TD	FCST	HR	OFFD	BLKG	Z FAC	D/D	VAL
8/04/97					10	840	.0000	1.00	L	18
7/28/97					10	838	.0000	1.00	L	17
7/21/97					21	857	.0000	1.00	L	12
7/14/97					21	846	.0000	1.00	L	12
7/07/97					21	839	.0000	1.00	L	15
6/30/97					20	879	.0000	1.00	L	15
6/23/97					20	871	.0000	1.00	L	15
6/16/97					20	882	.0000	1.00	L	15
6/09/97					20	890	.0000	1.00	L	16
6/02/97					20	864	.0000	1.00	L	13
5/26/97					20	870	.0000	1.00	L	18
5/19/97					20	860	.0000	1.00	L	17
5/12/97					20	854	.0000	1.00	L	15
5/05/97					21	900	.0000	1.00	H	16
4/28/97					20	894	.0000	1.00	L	15
4/21/97					21	907	.0000	1.00	M	13
4/14/97					20	933	.0000	1.00	L	14
4/07/97					20	953	.0017	1.06	M	14
3/31/97					20	948	.0020	1.07	M	12
3/24/97					20	948	.0020	1.07	M	12
3/17/97					20	950	.0034	1.13	M	7
3/10/97					20	949	.0000	1.00	M	8
3/03/97					20	955	.0000	1.00	L	8
2/24/97					20	934	.0000	1.00	M	13
2/17/97					19	923	.0000	1.00	M	16
2/10/97					19	889	.0000	1.00	L	18
2/03/97					19	897	.0000	1.00	L	19

CMMD: SCREEN KEY(S): , ABD

66

=====

RESP: NF02 DEMAND SERVICING SYSTEM V7.03 DATE: 08/20/97

TCSN: AC129381

M-DAY: ABD STUDY PERIOD LOADS (SPL)

=====

TDSP CNST: 0 TDSP REC:

STUDY PER	IN-SVC	TRUNKS REQ	TD	FCST	HR	OFFD	BLKG	Z FAC	D/D	VAL
8/04/97					21	807	.0000	1.00	L	19
7/28/97					21	793	.0000	1.00	L	20
7/21/97					21	774	.0000	1.00	L	19
7/14/97					21	756	.0000	1.00	L	19
7/07/97					21	731	.0000	1.00	L	19
6/30/97					21	713	.0000	1.00	L	19
6/23/97					21	710	.0000	1.00	L	20
6/16/97					21	694	.0000	1.00	L	19
6/09/97					20	697	.0000	1.00	L	19
6/02/97					20	736	.0000	1.00	L	19
5/26/97					20	727	.0000	1.00	L	19
5/19/97					20	752	.0000	1.00	L	20
5/12/97					20	759	.0000	1.00	L	20
5/05/97					20	775	.0000	1.00	L	20
4/28/97					20	759	.0000	1.00	L	20
4/21/97					20	758	.0000	1.00	L	18
4/14/97					20	762	.0000	1.00	L	18
4/07/97					20	718	.0000	1.00	L	18
3/31/97					20	752	.0000	1.00	L	17
3/24/97					20	752	.0000	1.00	L	18
3/17/97					20	771	.0000	1.00	L	18
3/10/97					20	781	.0000	1.00	L	18
3/03/97					-20	771	.0000	1.00	M	19
2/24/97					20	772	.0000	1.00	L	20
2/17/97					20	755	.0000	1.00	L	20
2/10/97					20	777	.0000	1.00	L	20
2/03/97					20	790	.0000	1.00	L	19

=====

CMMD: SCREEN KEY(S)

ABD

=====

67

RESP:

TGSN:

M-DAY: ABD

STUDY PERIOD LOADS (SPL)

=====

TDSP CNST: 0 TDSP REC:

----- TRUNKS ----- ADMINISTRATIVE HOUR -----

STUDY PER	IN-SVC	REQ	TD	FCST	HR	OFFD	BLKG	Z FAC	O/D	VAL
8/04/97					16	1627	.0000	1.00	M	19
7/28/97					16	1609	.0000	1.00	M	20
7/21/97					15	1576	.0000	1.00	M	19
7/14/97					21	1533	.0000	1.00	L	19
7/07/97					21	1506	.0000	1.00	L	19
6/30/97					21	1483	.0000	1.00	L	19
6/23/97					21	1545	.0000	1.00	L	20
6/16/97					16	1589	.0000	1.00	L	18
6/09/97					16	1606	.0000	1.00	L	18
6/02/97					21	1632	.0000	1.00	M	19
5/26/97					21	1613	.0000	1.00	M	19
5/19/97					21	1627	.0000	1.00	L	20
5/12/97					21	1637	.0000	1.00	L	20
5/05/97					21	1660	.0000	1.00	L	20
4/28/97					20	1722	.0000	1.00	L	20
4/21/97					20	1709	.0000	1.00	L	18
4/14/97					20	1702	.0004	1.00	M	17
4/07/97					19	1629	.0085	1.27	H	17
3/31/97					19	1735	.0091	1.27	M	16
3/24/97					19	1780	.0085	1.23	M	18
3/17/97					20	1814	.0040	1.09	L	18
3/10/97					20	1761	.0027	1.09	L	18
3/03/97					14	1304	.0249	3.85	H	20
2/24/97					14	1276	.0249	3.91	H	20
2/17/97					14	1279	.0249	3.91	H	20
2/10/97					14	1468	.0548	6.18	H	20
2/03/97					17	1693	.0347	1.00	H	20

=====

CMMD: SCREEN KEY(S) ABD

=====

68

RESP:

DEMAND SERVICING SYSTEM V7.03

DATE: 08/20/97

TGSN:

M-DAY: ABD

STUDY PERIOD LOADS (SPL)

TDSP CNST: 0 TDSP REC:

STUDY PER	TRUNKS			ADMINISTRATIVE HOUR					
	IN-SVC	REQ	TD FCST	HR	OFFD	BLKG	Z FAC	D/D	VAL
8/04/97				16	5651	.0000	1.00	L	14
7/28/97				21	5625	.0000	1.00	L	12
7/21/97				21	5659	.0000	1.00	L	12
7/14/97				21	5678	.0007	1.00	M	12
7/07/97				21	5633	.0006	1.00	M	15
6/30/97				21	5577	.0006	1.00	M	15
6/23/97				21	5502	.0006	1.00	M	15
6/16/97				21	5435	.0000	1.00	L	14
6/09/97				21	5584	.0000	1.00	M	16
6/02/97				21	5647	.0000	1.00	M	17
5/26/97				20	5583	.0008	1.00	M	19
5/19/97				21	5906	.0002	1.00	M	20
5/12/97				21	5971	.0005	1.00	M	20
5/05/97				21	6067	.0005	1.00	M	20
4/28/97				21	5850	.0004	1.00	M	20
4/21/97				21	5799	.0005	1.00	M	15
4/14/97				20	5569	.0007	1.00	M	10
4/07/97				21	5194	.0000	1.00	M	5
1/27/97				20	5326	.0231	1.37	H	17
1/20/97				20	5174	.0200	1.77	H	16
12/30/96				20	5038	.0120	1.77	M	16
12/23/96				20	5317	.0125	1.73	M	16
12/16/96				20	5202	.0111	1.66	H	18
12/09/96				20	5167	.0021	1.00	M	19
12/02/96				20	5124	.0011	1.00	M	18
11/25/96				19	5004	.0004	1.00	M	19
11/18/96				20	5240	.0009	1.00	M	17

CMMD: SCREEN KEY(S): ABD

69

TGSN:

M-DAY: ABD STUDY PERIOD LOADS (SPL)

TDSP CNST: 0 TDSP REC:

STUDY PER	TRUNKS			ADMINISTRATIVE HOUR					D/D	VAL
	IN-SVC	REQ	TD	FCST	HR	OFFD	BLKG	Z FAC		
8/04/97					11	1173	.0000	1.00	L	20
7/28/97					11	1135	.0000	1.00	L	19
7/21/97					11	1109	.0000	1.00	L	18
7/14/97					11	1070	.0000	1.00	L	18
7/07/97					11	1053	.0000	1.00	L	16
6/30/97					10	1074	.0000	1.00	L	18
6/23/97					10	1074	.0000	1.00	L	18
6/16/97					10	1085	.0000	1.00	L	16
6/09/97					16	1102	.0000	1.00	-	18
6/02/97					16	1122	.0000	1.00	L	18
5/26/97					16	1128	.0000	1.00	L	19
5/19/97					16	1131	.0000	1.00	L	20
5/12/97					21	1150	.0000	1.00	L	20
5/05/97					21	1171	.0000	1.00	L	20
4/28/97					21	1134	.0000	1.00	L	20
4/21/97					21	1128	.0000	1.00	M	15
4/14/97					21	1101	.0000	1.00	M	10
4/07/97					10	1029	.0000	1.00	-	5
1/27/97					19	1030	.0000	1.00	L	17
1/20/97					10	1018	.0000	1.00	L	16
12/30/96					10	1025	.0000	1.00	L	15
12/23/96					19	1171	.0424	1.48	H	16
12/16/96					19	1267	.0377	1.46	H	18
12/09/96					19	1231	.0357	1.45	H	19
12/02/96					19	1236	.0377	1.47	H	18
11/25/96					16	985	.0000	1.00	M	18
11/18/96					16	1001	.0000	1.00	L	16

CMMD: SCREEN KEY(S) ABD

70

RESP:
TGSN:
M-DAY: ABD

STUDY PERIOD LOADS (SPL)

TDSP CNST: 0 TDSP REC:

STUDY PER	TRUNKS			ADMINISTRATIVE HOUR					
	IN-SVC	REQ	TD FCST	HR	OFFD	BLKG	Z FAC	D/D	VAL
8/04/97				21	3285	.0000	1.00	L	8
7/28/97				21	3258	.0000	1.00	L	12
7/21/97				21	3158	.0000	1.00	L	12
7/14/97				21	3194	.0000	1.00	L	12
7/07/97				21	3166	.0000	1.00	L	15
6/30/97				21	3175	.0000	1.00	L	15
6/23/97				21	3205	.0000	1.00	L	15
6/16/97				21	3201	.0000	1.00	L	14
6/09/97				21	3167	.0000	1.00	L	16
6/02/97				21	3134	.0000	1.00	L	17
5/26/97				20	3141	.0000	1.00	L	19
5/19/97				20	3083	.0000	1.00	L	20
5/12/97				21	3144	.0000	1.00	L	20
5/05/97				21	3122	.0000	1.00	L	20
4/28/97				21	3146	.0000	1.00	L	20
4/21/97				21	3178	.0000	1.00	L	15
4/14/97				20	3117	.0000	1.00	L	10
4/07/97				21	3195	.0000	1.00	L	5
1/27/97				20	2936	.0004	1.00	M	17
1/20/97				20	2741	.0000	1.00	M	16
12/30/96				20	2605	.0000	1.00	M	16
12/23/96				20	2715	.0000	1.00	L	16
12/16/96				20	2656	.0000	1.00	M	18
12/09/96				20	2681	.0001	1.00	M	19
12/02/96				20	2644	.0001	1.00	M	18
11/25/96				20	2556	.0001	1.00	M	19
11/18/96				20	2613	.0001	1.00	L	17

CMMD: SCREEN KEY(S): ABD

71

RESP:
TGSN:
M-DAY: ABD

STUDY PERIOD LOADS (SPL)

TDSP CNST: 0 TDSP REC:

STUDY PER	TRUNKS			ADMINISTRATIVE HOUR				D/D	VAL	
	IN-SVC	REQ	TD	FCST	HR	OFFD	BLKG			Z FAC
8/04/97					21	6328	.0000	1.00	M	7
7/28/97					20	6366	.0376	1.00	M	16
7/21/97					20	6244	.0322	1.00	M	17
7/14/97					20	6146	.0252	1.00	M	16
7/07/97					20	6200	.0292	1.00	M	16
6/30/97					20	5997	.0183	1.00	L	14
6/23/97					20	6183	.0353	1.00	M	13
6/16/97					20	6032	.0248	1.00	M	14
6/09/97					20	6026	.0233	1.00	M	13
6/02/97					21	6084	.0239	1.00	M	16
5/26/97					20	6030	.0265	1.00	M	15
5/19/97					20	6077	.0283	1.00	M	14
5/12/97					20	5998	.0266	1.00	M	14
5/05/97					20	6091	.0306	1.00	M	13
4/28/97					21	6158	.0268	1.00	M	15
4/21/97					21	6228	.0340	1.00	M	11
4/14/97					21	6572	.0539	1.00	M	6
4/07/97					20	6112	.0456	1.00	H	12
3/31/97					20	6260	.0402	1.00	M	13
3/24/97					20	6261	.0401	1.00	M	16
3/17/97					20	6529	.0537	1.00	M	15
3/10/97					20	6426	.0458	1.00	M	15
3/03/97					20	6481	.0487	1.00	M	16
2/24/97					20	6504	.0467	1.00	M	17
2/17/97					20	6338	.0358	1.00	M	17
2/10/97					20	6536	.0512	1.00	M	18
2/03/97					19	6538	.0420	1.00	L	17

CMMD: SCREEN KEY(S): ,ABD

72

RESP:

TGSN:

M-DAY: ABD

STUDY PERIOD LOADS (SPL)

TDSP CNST: 0 TDSP REC:

STUDY PER	TRUNKS				ADMINISTRATIVE HOUR					
	IN-SVC	REQ	TD	FCST	HR	OFFD	BLKG	Z FAC	D/D	VAL
8/04/97					21	1773	.0000	1.00	M	8
7/28/97					21	1763	.0000	1.00	L	12
7/21/97					21	1774	.0000	1.00	L	12
7/14/97					21	1717	.0000	1.00	L	12
7/07/97					20	1731	.0000	1.00	L	17
6/30/97					20	1726	.0000	1.00	L	12
6/23/97					20	1793	.0000	1.00	L	11
6/16/97					21	1819	.0000	1.00	M	12
6/09/97					21	1866	.0000	1.00	M	14
6/02/97					21	1826	.0000	1.00	L	16
5/26/97					21	1762	.0000	1.00	L	17
5/19/97					21	1771	.0000	1.00	L	18
5/12/97					21	1753	.0000	1.00	L	18
5/05/97					21	1804	.0000	1.00	L	16
4/28/97					21	1818	.0000	1.00	L	17
4/21/97					21	1819	.0000	1.00	L	13
4/14/97					21	1831	.0000	1.00	L	8
4/07/97					21	1811	.0000	1.00	L	5
1/27/97					20	1801	.0000	1.00	L	14
1/20/97					20	1701	.0000	1.00	L	13
1/13/97					19	1561	.0000	1.00	L	13
1/06/97					20	1454	.0000	1.00	M	7
12/30/96					20	1538	.0000	1.00	M	1
12/23/96					20	1584	.0000	1.00	M	1
12/16/96					20	1748	.0000	1.00	M	1
12/02/96					20	1734	.0000	1.00	M	1
11/25/96					20	1754	.0000	1.00	M	2

CMMD: SCREEN KEY(S): ,ABD

73

RESP:
TGSN:
M-DAY: ABD

STUDY PERIOD LOADS (SPL)

TDSP CNST: 0 TDSP REC:

Table with columns: STUDY PER, IN-SVC, REQ, TRUNKS, TD, FCST, HR, OFFD, BLKG, ADMINISTRATIVE HOUR, Z, FAC, D/D, VAL. Rows include dates from 8/04/97 to 11/25/96.

CMMD: SCREEN KEY(S):

ABD

74

RESP:

TGSN:

M-DAY: ABD

STUDY PERIOD LOADS (SPL)

TDSP CNST: 0 TDSP REC:

STUDY PER	TRUNKS			ADMINISTRATIVE HOUR						
	IN-SVC	REQ	TD	FCST	HR	OFFD	BLKG	Z FAC	D/D	VAL
8/04/97					10	10490	.0000	1.00	L	18
7/28/97					10	10543	.0000	1.00	-	17
7/21/97					10	10598	.0000	1.00	-	16
7/14/97					10	10586	.0000	1.00	-	17
7/07/97					9	9885	.0058	3.39	L	19
6/30/97					9	9899	.0065	3.66	-	17
6/23/97					9	9892	.0069	3.83	L	16
6/16/97					9	9907	.0073	4.01	L	15
6/09/97					16	10492	.0000	1.00	L	17
6/02/97					16	10507	.0000	1.00	L	18
5/26/97					16	10454	.0000	1.00	L	19
5/19/97					15	10442	.0000	1.00	L	20
5/12/97					10	10557	.0000	1.00	L	18
5/05/97					15	10667	.0000	1.00	L	20
4/28/97					15	10729	.0000	1.00	L	20
4/21/97					16	10730	.0000	1.00	L	15
4/14/97					16	10895	.0000	1.00	L	10
4/07/97					16	10987	.0000	1.00	-	5
1/27/97					10	11356	.0000	1.00	L	15
1/20/97					10	11339	.0000	1.00	L	14
1/13/97					10	11044	.0000	1.00	L	13
1/06/97					10	10929	.0000	1.00	L	8
12/30/96					10	11091	.0000	1.00	L	13
12/23/96					10	10451	.0000	1.00	M	14
12/16/96					10	10696	.0000	1.00	M	15
12/02/96					10	10776	.0000	1.00	M	19
11/25/96					10	10580	.0000	1.00	M	19

CMMD: SCREEN KEY(S): 1,ABD

75

RESP:
TGSN:
M-DAY: ABD

STUDY PERIOD LOADS (SPL)

TDSP CNST: 0 TDSP REC:

STUDY PER	TRUNKS			ADMINISTRATIVE HOUR					
	IN-SVC	REQ	TD FCST	HR	OFFD	BLKG	Z FAC	D/D	VAL
8/04/97				20	2798	.0000	1.00	L	17
7/28/97				20	2823	.0000	1.00	L	18
7/21/97				20	2835	.0000	1.00	L	17
7/14/97				20	2843	.0000	1.00	L	17
7/07/97				20	2809	.0000	1.00	L	17
6/30/97				21	2838	.0000	1.00	L	14
6/23/97				21	2901	.0000	1.00	L	13
6/16/97				21	2908	.0000	1.00	M	12
6/09/97				20	2897	.0009	1.91	L	12
6/02/97				20	2838	.0007	1.66	L	17
5/26/97				20	2751	.0006	1.64	L	18
5/19/97				21	2803	.0000	1.00	L	18
5/12/97				21	2749	.0000	1.00	L	18
5/05/97				20	2792	.0000	1.00	L	14
4/28/97				20	2868	.0000	1.00	L	15
4/21/97				20	2922	.0000	1.00	L	12
4/14/97				20	2997	.0000	1.00	L	9
4/07/97				20	2940	.0000	1.00	L	5
1/27/97				20	2825	.0000	1.00	L	14
1/20/97				20	2563	.0000	1.00	M	13
1/13/97				19	2353	.0000	1.00	L	12
1/06/97				19	2252	.0000	1.00	L	8
12/30/96				19	2295	.0000	1.00	L	12
12/23/96				20	2456	.0000	1.00	M	12
12/16/96				20	2657	.0000	1.00	L	12
12/02/96				20	2642	.0000	1.00	L	12
11/25/96				20	2674	.0000	1.00	M	2

CMMD: SCREEN KEY(S):

ABD

96

RESP:
TGSN:
M-DAY: ABD

STUDY PERIOD LOADS (SPL)

TDSP CNST: 0 TDSP REC:

Table with columns: STUDY PER, IN-SVC, REQ, TRUNKS, TD, FCST, HR, OFFD, BLKG, ADMINISTRATIVE HOUR, Z, FAC, D/D, VAL. Rows include dates from 8/04/97 to 11/25/96.

CMMD: SCREEN KEY(S): AC156

,ABD

Handwritten number 77

TDSP CNST: 0 TDSP REC:

STUDY PER	TRUNKS			ADMINISTRATIVE HOUR						
	IN-SVC	REQ	TD	FCST	HR	OFFD	BLKG	Z FAC	D/D	VAL
8/04/97					20	52	.0001	1.00	H	17
7/28/97					20	62	.0001	1.00	-	18
7/21/97					20	63	.0001	1.00	-	17
7/14/97					20	58	.0001	1.00	-	17
7/07/97					20	56	.0000	1.00	-	17
6/30/97					20	57	.0000	1.00	H	12
6/23/97					20	51	.0000	1.00	H	11
6/16/97					20	50	.0000	1.00	H	11
6/09/97					20	41	.0000	1.00	-	12
6/02/97					20	39	.0000	1.00	-	17
5/26/97					20	39	.0000	1.00	-	18
5/19/97					20	33	.0000	1.00	-	17
5/12/97					20	25	.0000	1.00	H	15
5/05/97					20	21	.0000	1.00	H	14
4/28/97					19	16	.0000	1.00	-	15
4/21/97					19	18	.0000	1.00	-	12
4/14/97					20	19	.0000	1.00	-	9
4/07/97					11	24	.0000	1.00	H	3
1/27/97					20	46	.0000	1.00	H	14
1/20/97					20	39	.0000	1.00	H	13
1/13/97					18	30	.0000	1.00	-	12
1/06/97					17	33	.0000	1.00	-	7
12/30/96					17	32	.0000	1.00	-	12
12/23/96					20	42	.0000	1.00	-	12
12/16/96					20	49	.0000	1.00	-	14
12/02/96					20	46	.0000	1.00	-	18
11/25/96					20	42	.0000	1.00	-	19
CMMD:	SCREEN KEY(S)			ABD						

78

RESP:
TGSN:
M-DAY: ABD

STUDY PERIOD LOADS (SPL)

TDSP CNST: 0 TDSP REC:

STUDY PER	TRUNKS			ADMINISTRATIVE HOUR						
	IN-SVC	REQ	TD	FCST	HR	OFFD	BLKG	Z FAC	D/D	VAL
8/04/97					20	1755	.0000	1.00	L	17
7/28/97					20	1732	.0000	1.00	L	18
7/21/97					20	1715	.0000	1.00	L	17
7/14/97					20	1730	.0000	1.00	L	17
7/07/97					20	1720	.0000	1.00	L	17
6/30/97					20	1754	.0000	1.00	L	12
6/23/97					21	1800	.0000	1.00	L	13
6/16/97					21	1804	.0000	1.00	L	12
6/09/97					20	1767	.0000	1.00	L	12
6/02/97					20	1754	.0000	1.00	L	17
5/26/97					20	1757	.0000	1.00	L	18
5/19/97					20	1757	.0000	1.00	L	17
5/12/97					20	1750	.0000	1.00	L	15
5/05/97					20	1824	.0000	1.00	L	14
4/28/97					20	1877	.0000	1.00	L	15
4/21/97					20	1905	.0000	1.00	L	12
4/14/97					20	1971	.0000	1.00	L	9
4/07/97					20	1965	.0000	1.00	L	5
1/27/97					20	1951	.0000	1.00	L	14
1/20/97					20	1807	.0000	1.00	L	13
1/13/97					20	1716	.0000	1.00	M	12
1/06/97					20	1588	.0000	1.00	L	8
12/30/96					20	1715	.0000	1.00	L	12
12/23/96					20	1796	.0000	1.00	M	13
12/16/96					20	1889	.0000	1.00	L	14
12/02/96					20	1871	.0000	1.00	L	19
11/25/96					20	1869	.0000	1.00	L	20

CMMD: SCREEN KEY(S): ABD

79

RESP:
TGSN:
M-DAY: ABD

STUDY PERIOD LOADS (SPL)

BRKRFLXADSO GSVLFLMAJ5T MMDF54OG TDSP CNST: 0 TDSP REC:

STUDY PER	TRUNKS			ADMINISTRATIVE HOUR					
	IN-SVC	REQ	TD	FCST	HR	OFFD	BLKG	Z FAC	D/D VAL
8/04/97					21	1663	.0000	1.00	L 8
7/28/97					21	1642	.0000	1.00	L 12
7/21/97					21	1641	.0000	1.00	L 12
7/14/97					21	1660	.0000	1.00	L 12
7/07/97					21	1661	.0000	1.00	L 15
6/30/97					21	1731	.0000	1.00	L 15
6/23/97					21	1763	.0000	1.00	L 15
6/16/97					21	1784	.0000	1.00	L 14
6/09/97					21	1799	.0000	1.00	L 16
6/02/97					21	1786	.0000	1.00	L 17
5/26/97					21	1744	.0000	1.00	L 18
5/19/97					21	1741	.0000	1.00	L 20
5/12/97					21	1773	.0000	1.00	L 20
5/05/97					21	1775	.0000	1.00	L 20
4/28/97					21	1744	.0000	1.00	L 20
4/21/97					21	1748	.0000	1.00	L 15
4/14/97					21	1679	.0000	1.00	L 10
4/07/97					21	1542	.0000	1.00	L 5
1/27/97					20	1561	.0000	1.00	M 1
1/20/97					19	1541	.0000	1.00	L 1
12/30/96					19	1483	.0000	1.00	L 1
12/23/96					20	1523	.0000	1.00	L 1
12/16/96					20	1541	.0000	1.00	L 1
12/09/96					20	1538	.0000	1.00	L 1
12/02/96					20	1543	.0000	1.00	M 1
11/25/96					20	1523	.0000	1.00	M 1
11/18/96					20	1528	.0000	1.00	M 1

CMMD: SCREEN KEY(S) ABD

80

RESP:
 TGSN:
 M-DAY: ABU

STUDY PERIOD LOADS (SPL)

TDSP CNST: 0 TDSP REC:

STUDY PER	TRUNKS			ADMINISTRATIVE HOUR					D/O	VAL
	IN-SVC	REQ	TD	FCST	HR	OFFD	BLKG	Z FAC		
8/04/97					12	10	.0000	1.00	-	19
7/28/97					12	9	.0000	1.00	-	19
7/21/97					21	8	.0000	1.00	H	12
7/14/97					21	8	.0000	1.00	H	12
7/07/97					21	8	.0000	1.00	H	15
6/30/97					21	10	.0000	1.00	-	14
6/23/97					21	9	.0000	1.00	-	13
6/16/97					23	10	.0000	1.00	-	12
6/09/97					20	8	.0000	1.00	-	12
6/02/97					10	9	.0000	1.00	H	14
5/26/97					10	11	.0000	1.00	H	15
5/19/97					10	11	.0000	1.00	H	17
5/12/97					10	8	.0000	1.00	-	18
5/05/97					19	8	.0000	1.00	H	15
4/28/97					19	9	.0000	1.00	H	15
4/21/97					21	10	.0000	1.00	-	13
4/14/97					21	9	.0000	1.00	-	8
4/07/97					21	10	.0000	1.00	-	5
1/27/97					19	9	.0000	1.00	H	14
1/20/97					10	10	.0000	1.00	H	14
1/13/97					10	10	.0000	1.00	H	12
1/06/97					10	15	.0000	1.00	H	7
12/30/96					10	10	.0000	1.00	H	14
12/23/96					13	8	.0000	1.00	-	13
12/16/96					14	7	.0000	1.00	-	13
12/02/96					14	7	.0000	1.00	-	13
11/25/96					10	7	.0000	1.00	-	13

81

RESP:
TGSN:
M-DAY: ABD

STUDY PERIOD LOADS (SPL)

TOSP CNST: 0. TOSP REC:

Table with columns: STUDY PER, IN-SVC, REQ, TRUNKS, TD, FCST, HR, OFFD, BLKG, Z, FAC, D/D, VAR. Rows include dates from 1/06/97 to 8/04/97.

CMMD: SCREEN KEY(S): ,ABD

STUDY PER	TRUNKS			ADMINISTRATIVE HOUR				D/D	VAL	
	IN-SVC	REQ	TD	FCST	HR	OFFD	BLKG			Z FAC
8/04/97					20	85	.0000	1.00	H	17
7/28/97					21	87	.0000	1.00	H	12
7/21/97					21	78	.0000	1.00	-	12
7/14/97					20	74	.0000	1.00	H	17
7/07/97					21	82	.0000	1.00	H	15
6/30/97					21	77	.0000	1.00	H	14
6/23/97					21	95	.0000	1.00	H	13
6/16/97					21	95	.0000	1.00	H	12
6/09/97					20	86	.0000	1.00	H	12
6/02/97					21	85	.0000	1.00	H	16
4/07/97					20	110	.0000	1.00	-	5
1/27/97					20	129	.0000	1.00	H	14
1/20/97					20	120	.0000	1.00	H	13
1/13/97					20	100	.0000	1.00	H	11
1/06/97					20	91	.0000	1.00	H	7
12/30/96					19	90	.0000	1.00	-	11
12/23/96					19	86	.0000	1.00	-	12
12/16/96					19	98	.0000	1.00	M	14
12/02/96					19	104	.0000	1.00	H	18
11/25/96					20	113	.0000	1.00	H	19

CMMD: SCREEN KEY(S): ABD

83

RESP:
TGSN:
M-DAY: ABD

STUDY PERIOD LOADS (SPL)

TDSP CNST: 0 TOSP REC:

Table with columns: STUDY PER, TRUNKS (IN-SVC, REQ, TD, FCST), ADMINISTRATIVE HOUR (HR, OFFD, BLKG, 2 FAC), D/O VAL. Rows list study dates from 8/04/97 to 11/18/96 with corresponding trunk and hour data.

CMMD: SCREEN KEY(S) ABD

84

RESP:

TGSN:

M-DAY: ABD

STUDY PERIOD LOADS (SPL)

MLRSFLXADSO GSVLFLMAOIT M-DF54ETCM4 TDSP CNST: 0 TDSP REC:

STUDY PER	TRUNKS			ADMINISTRATIVE HOUR						
	IN-SVC	REQ	TD	FCST	HR	OFFD	BLKG	Z FAC	D/D	VAL
8/04/97					20	22	.0000	1.00	-	17
7/28/97					20	21	.0000	1.00	-	18
7/21/97					20	22	.0000	1.00	-	17
7/14/97					21	24	.0000	1.00	H	12
7/07/97					21	23	.0000	1.00	H	15
6/30/97					21	30	.0000	1.00	H	14
6/23/97					21	32	.0000	1.00	H	13
6/16/97					17	37	.0001	1.00	H	12
6/09/97					21	27	.0000	1.00	H	14
6/02/97					17	23	.0001	1.00	H	14
5/26/97					16	22	.0001	1.00	H	19
5/19/97					20	15	.0000	1.00	-	17
5/12/97					21	15	.0000	1.00	H	18
5/05/97					21	17	.0000	1.00	-	16
4/28/97					21	14	.0000	1.00	-	17
4/21/97					21	15	.0000	1.00	-	13
4/14/97					22	18	.0000	1.00	-	9
4/07/97					17	23	.0000	1.00	-	4
1/27/97					20	20	.0000	1.00	H	14
1/20/97					20	19	.0000	1.00	H	13
1/13/97					9	19	.0000	1.00	H	15
1/06/97					21	18	.0000	1.00	-	7
12/30/96					21	19	.0000	1.00	-	11
12/23/96					21	16	.0000	1.00	-	12
12/16/96					21	16	.0000	1.00	-	14
12/02/96					21	17	.0000	1.00	-	18
11/25/96					19	23	.0000	1.00	H	19

RESP:

DATE: 08/20/97

TGSN:

AM-DAY: ABD

STUDY PERIOD LOADS (SPL)

TDSP CNST: 0 TDSP REC:

STUDY PER	TRUNKS			ADMINISTRATIVE HOUR						
	IN-SVC	REQ	TD	FCST	HR	OFFD	BLKG	Z FAC	D/D	VAL
8/04/97					11	13	.0000	1.00	H	20
7/28/97					19	11	.0000	1.00	-	11
7/21/97					9	9	.0000	1.00	-	16
7/14/97					12	10	.0000	1.00	-	19
7/07/97					21	13	.0000	1.00	H	15
6/30/97					21	14	.0000	1.00	H	14
6/23/97					21	14	.0000	1.00	H	13
6/16/97					19	16	.0000	1.00	H	11
6/09/97					20	16	.0000	1.00	-	12
6/02/97					20	15	.0000	1.00	-	17
5/26/97					20	17	.0000	1.00	-	18
5/19/97					20	15	.0000	1.00	-	17
5/12/97					20	19	.0000	1.00	H	15
5/05/97					20	20	.0000	1.00	H	14
4/28/97					20	20	.0000	1.00	H	15
4/21/97					20	23	.0000	1.00	H	12
4/14/97					20	20	.0000	1.00	-	9
4/07/97					20	23	.0000	1.00	-	5

CMMD: SCREEN KEY(S): ABD

86

RESP:

TGSN:

M-DAY: ABD

STUDY PERIOD LOADS (SPL)

TDSP CNST: 0 TDSP REC:

STUDY PER	TRUNKS			ADMINISTRATIVE HOUR						
	IN-SVC	REQ	TD	FCST	HR	OFFD	BLKG	Z FAC	D/D	VAL
8/04/97					21	14	.0000	1.00	-	8
7/28/97					21	14	.0000	1.00	-	12
7/21/97					19	15	.0000	1.00	-	10
7/14/97					22	14	.0000	1.00	-	17
7/07/97					19	14	.0000	1.00	-	17
6/30/97					22	14	.0000	1.00	-	17
6/23/97					22	13	.0000	1.00	H	13
6/16/97					21	13	.0000	1.00	H	12
6/09/97					22	14	.0000	1.00	-	13
6/02/97					17	9	.0000	1.00	H	14
5/26/97					20	10	.0000	1.00	-	18
5/19/97					20	10	.0000	1.00	-	17
5/12/97					21	11	.0000	1.00	H	18
5/05/97					20	9	.0000	1.00	H	14
4/28/97					19	8	.0000	1.00	H	15
4/21/97					21	9	.0000	1.00	H	13
4/14/97					9	11	.0000	1.00	H	9
4/07/97					18	19	.0000	1.00	-	4
1/27/97					20	13	.0000	1.00	-	14
1/20/97					19	15	.0001	1.00	-	13
1/13/97					19	22	.0001	1.00	-	11
1/06/97					19	26	.0001	1.00	-	7
12/30/96					19	20	.0001	1.00	H	11
12/23/96					18	17	.0000	1.00	-	12
12/16/96					18	20	.0000	1.00	-	14
12/02/96					18	20	.0000	1.00	-	18
11/25/96					20	18	.0003	1.00	H	19

CMMD: SCREEN KEY(S): , ABD

RESP:

TGSN:

M-DAY: ABD

STUDY PERIOD LOADS (SPL)

TDSP CNST: 0 TDSP REC:

STUDY PER	TRUNKS			ADMINISTRATIVE HOUR						
	IN-SVC	REQ	TD	FCST	HR	OFFD	BLKG	Z FAC	D/D	VAL
8/04/97					20	1839	.0000	1.00	L	17
7/28/97					20	1780	.0000	1.00	M	18
7/21/97					21	1846	.0000	1.00	L	12
7/14/97					21	1778	.0000	1.00	M	12
7/07/97					21	1772	.0000	1.00	M	15
6/30/97					21	1770	.0000	1.00	L	15
6/23/97					20	1654	.0000	1.00	M	15
6/16/97					21	1726	.0000	1.00	L	14
6/09/97					20	1746	.0000	1.00	L	16
6/02/97					19	1714	.0015	1.00	M	16
5/26/97					19	1669	.0013	1.00	M	18
5/19/97					19	1606	.0012	1.00	M	20
5/12/97					20	1693	.0000	1.00	L	19
5/05/97					20	1628	.0000	1.00	L	20
4/28/97					20	1633	.0000	1.00	L	20
4/21/97					20	1621	.0000	1.00	L	15
4/14/97					20	1633	.0000	1.00	L	10
4/07/97					20	1608	.0000	1.00	-	5
1/27/97					19	1544	.0000	1.00	L	17
1/20/97					19	1526	.0000	1.00	L	16
12/30/96					19	1501	.0000	1.00	L	16
12/23/96					19	1540	.0000	1.00	L	16
12/16/96					19	1532	.0000	1.00	M	18
12/09/96					20	1534	.0000	1.00	M	19
12/02/96					19	1533	.0059	1.82	M	18
11/25/96					19	1513	.0062	1.97	M	19
11/18/96					19	1533	.0065	2.01	L	18

CMMD: SCREEN KEY(S) , ABD

**JOINTLY PROVISIONED
INDEPENDENT TRUNK GROUPS
ORLANDO AREA**

ANY TRUNK GROUPS WITH NO DATA ARE BEING INVESTIGATED

89

RESP:
TGSN:

AM-DAY: ABD STUDY PERIOD LOADS (SPL)

STUDY PER	TRUNKS				ADMINISTRATIVE HOUR					
	IN-SVC	REQ	TD	FCST	HR	OFFD	BLKG	Z FAC	D/D	VAL
8/04/97	120				16	1843	.0000	1.00	L	14
7/28/97	120				16	1848	.0000	1.00	L	15
7/21/97	120				16	1774	.0000	1.00	L	14
7/14/97	120				11	1756	.0000	1.00	L	18
7/07/97	120				9	1466	.0249	3.67	M	19
6/30/97	120				9	1452	.0249	3.69	H	19
6/23/97	120				9	1463	.0263	3.82	H	18
6/16/97	120				9	1454	.0279	4.00	H	17
6/09/97	120				16	1942	.0000	1.00	L	18
6/02/97	120				16	1956	.0000	1.00	L	18
5/26/97	120				16	1990	.0000	1.00	L	19
5/19/97	120				16	1945	.0000	1.00	L	19
5/12/97	120				16	1946	.0000	1.00	L	19
5/05/97	120				16	1997	.0000	1.00	L	19
4/28/97	120				16	2052	.0005	1.58	M	19
4/21/97	120				16	2141	.0005	1.58	M	18
4/14/97	120				16	2116	.0005	1.59	M	18
4/07/97	120				15	2264	.0405	5.20	H	17
3/31/97	120				15	2246	.0454	4.89	H	15
3/24/97	120				15	2110	.0426	4.88	H	16
3/17/97	120				15	2162	.0454	5.04	H	15
3/10/97	120				16	1942	.0000	1.00	L	15
3/03/97	120				16	2023	.0000	1.00	L	16
2/24/97	120				16	2034	.0000	1.00	L	17
2/17/97	120				16	2019	.0000	1.00	L	18
2/10/97	120				16	2022	.0000	1.00	L	18
2/03/97	120				16	2068	.0000	1.00	L	19

CMMD: SCREEN KEY(S): ABD,00

90

PROPRIETARY

BellSouth Telecommunications, Inc.
Docket No. 960786-TL
Stacy Deposition
August 14, 1997
Late Filed Exhibit No. 8
Page 1 of 1

REQUEST: Fill in following chart:

	<u>Region</u>	<u>Florida</u>	<u>Georgia</u>
Unbundled	All ALECs	All	All
<u>Switched ports</u>			
<u>Known Test Orders</u>			
Customized	All	All	All
<u>Call Routing</u>			
Known Test Orders			

RESPONSE:

	<u>Region</u>	<u>Florida</u>	<u>Georgia</u>
Unbundled	All ALECs - 21*	All - 8*	All - 9*
<u>Switched ports</u>			
<u>Known Test Orders</u>	11	1	7
Customized	All - 0	All - 0	All - 0
<u>Call Routing</u>			
Known Test Orders	0	0	0

*Includes

INFORMATION PROVIDED BY: William N. Stacy
AVP - Interconnection Operations
675 West Peachtree St.
Atlanta, GA 30375

STUDY PERIOD LOADS (SPL)

TDSP CNST: 0 TDSP REC:

STUDY PER	TRUNKS			ADMINISTRATIVE HOUR						
	IN-SVC	REQ	TD	FCST	HR	OFFD	BLKG	Z FAC	D/D	VAL
8/04/97					20	9425	.0000	1.00	L	17
7/28/97					20	9403	.0000	1.00	L	18
7/21/97					21	9303	.0000	1.00	M	12
7/14/97					21	9613	.0000	1.00	M	12
7/07/97					21	9604	.0000	1.00	M	15
6/30/97					21	9766	.0000	1.00	L	15
6/23/97					21	9814	.0000	1.00	M	15
6/16/97					20	10000	.0000	1.00	M	15
6/09/97					20	10345	.0000	1.00	M	16
6/02/97					20	10509	.0000	1.00	M	18
5/26/97					21	10614	.0000	1.00	M	17
5/19/97					21	10569	.0000	1.00	M	18
5/12/97					21	10813	.0000	1.00	M	18
5/05/97					20	11417	.0000	1.00	M	14
4/28/97					20	11633	.0000	1.00	M	15
4/21/97					20	11781	.0000	1.00	M	12
4/14/97					20	12028	.0000	1.00	M	14

STUDY PER	TRUNKS			ADMINISTRATIVE HOUR						
	IN-SVC	REQ	TD	FCST	HR	OFFD	BLKG	Z FAC	D/D	VAL
4/07/97					20	11201	.0000	1.00	M	14
3/31/97					20	10834	.0000	1.00	M	13
3/24/97					20	10976	.0000	1.00	M	17
3/17/97					20	10862	.0000	1.00	M	16
3/10/97					20	11133	.0000	1.00	M	17
3/03/97					20	11417	.0000	1.00	M	18
2/24/97					20	11523	.0000	1.00	M	19
2/17/97					20	11617	.0000	1.00	M	20
2/10/97					20	11735	.0000	1.00	M	20
2/03/97					20	11920	.0000	1.00	M	19

CMMD: SCREEN KEY(S): , ABD, 00

91

RESP: TGSN: M-DAY: ABD STUDY PERIOD LOADS (SPL)

TDSP CNST: 0 TDSP REC:

STUDY PER	TRUNKS			ADMINISTRATIVE HOUR						
	IN-SVC	REQ	TD	FCST	HR	OFFD	BLKG	Z FAC	D/D	VAL
8/04/97					15	3717	.0000	1.00	L	15
7/28/97					15	3690	.0000	1.00	L	16
7/21/97					15	3650	.0000	1.00	L	17
7/14/97					10	3682	.0000	1.00	L	17
7/07/97					12	3235	.0121	3.22	M	18
6/30/97					12	3227	.0121	3.22	M	18
6/23/97					12	3182	.0121	3.25	M	18
6/16/97					15	3883	.0000	1.00	L	14
6/09/97					15	3912	.0000	1.00	L	14
6/02/97					15	3908	.0000	1.00	L	14
5/26/97					15	3955	.0000	1.00	L	19
5/19/97					15	3954	.0000	1.00	L	20
5/12/97					15	3952	.0000	1.00	L	20
5/05/97					15	4007	.0005	1.00	L	20
4/28/97					15	4005	.0005	1.00	L	20
4/21/97					15	3947	.0006	1.00	L	18
4/14/97					10	3574	.0046	3.34	L	16

STUDY PER	TRUNKS			ADMINISTRATIVE HOUR						
	IN-SVC	REQ	TD	FCST	HR	OFFD	BLKG	Z FAC	D/D	VAL
4/07/97					10	3654	.0046	3.29	L	16
3/31/97					10	3745	.0044	3.10	L	17
3/24/97					10	3751	.0039	2.87	L	19
3/17/97					16	3848	.0000	1.00	L	17
3/10/97					16	3950	.0006	1.15	L	17
3/03/97					16	3977	.0006	1.14	L	18
2/24/97					16	3962	.0006	1.13	L	19
2/17/97					16	4026	.0006	1.13	L	19
2/10/97					16	4018	.0001	1.00	L	19
2/03/97					16	4003	.0012	1.01	L	19

CMMD: SCREEN KEY(S): , ABD, 00

92

M-DAY: ABD STUDY PERIOD LOADS (SPL)

TDSP CNST: 0 TDSP REC:

STUDY PER	TRUNKS				ADMINISTRATIVE HOUR					
	IN-SVC	REQ	TD	FCST	HR	OFFD	BLKG	Z FAC	D/D	VAL
8/04/97					15	4805	.0000	1.00	L	15
7/28/97					15	4787	.0000	1.00	L	16
7/21/97					15	4765	.0000	1.00	L	17
7/14/97					15	4718	.0000	1.00	L	18
7/07/97					10	4756	.0000	1.00	L	17
6/30/97					15	4766	.0001	1.00	L	18
6/23/97					15	4796	.0001	1.00	L	14
6/16/97					15	4926	.0001	1.00	L	14
6/09/97					14	4704	.0015	2.18	L	17
6/02/97					14	4671	.0014	2.12	L	18
5/26/97					14	4619	.0014	2.14	L	18
5/19/97					14	4584	.0013	2.03	L	20
5/12/97					15	4793	.0000	1.00	L	20
5/05/97					15	4779	.0000	1.00	L	20
4/28/97					15	4739	.0000	1.00	L	20
4/21/97					15	4728	.0000	1.00	L	18
4/14/97					15	4632	.0000	1.00	L	17
4/07/97					15	4643	.0000	1.00	L	17
3/31/97					15	4681	.0000	1.00	L	16
3/24/97					15	4695	.0000	1.00	L	17
3/17/97					15	4753	.0000	1.00	L	17
3/10/97					15	4733	.0000	1.00	L	16
3/03/97					15	4737	.0000	1.00	L	17
2/24/97					15	4786	.0000	1.00	L	13
2/17/97					15	4786	.0000	1.00	L	19
2/10/97					15	4736	.0000	1.00	L	20
2/03/97					15	4750	.0000	1.00	L	20

CMMD: SCREEN KEY(S): ,ABD

93

TDSP CNST: 0 TDSP REC:

STUDY PER	TRUNKS			ADMINISTRATIVE HOUR							
	IN-SVC	REQ	TD	FCST	HR	OFFD	BLKG	Z	FAC	D/D	VAL
8/04/97					21	16753	.0000		1.00	M	8
7/28/97					22	16806	.0000		1.00	L	18
7/21/97					21	15413	.0003		1.00	M	12
7/14/97					22	16493	.0004		1.00	M	17
7/07/97					22	16469	.0024		1.00	M	18
6/30/97					22	16416	.0028		1.00	M	18
6/23/97					21	16450	.0077		1.00	M	15
6/16/97					21	16242	.0045		1.00	M	14
STUDY PER	TRUNKS			ADMINISTRATIVE HOUR							
IN-SVC	REQ	TD	FCST	HR	OFFD	BLKG	Z	FAC	D/D	VAL	
6/09/97					21	15918	.0023		1.00	M	16
6/02/97					21	16601	.0233		1.00	H	15
5/26/97					21	16664	.0237		1.00	H	15
5/19/97					21	16819	.0287		1.00	H	16
5/12/97					21	16806	.0287		1.00	H	16
5/05/97					21	16047	.0106		1.00	M	13
4/28/97					16	16920	.0144		1.01	L	10
4/21/97					16	16574	.0129		1.01	L	9
4/14/97					16	15099	.0036		1.00	M	11
4/07/97					16	14670	.0007		1.00	L	13
3/31/97					16	14833	.0005		1.00	L	17
3/24/97					16	14513	.0000		1.00	L	17
3/17/97					16	14748	.0000		1.00	L	16
3/10/97					16	14606	.0000		1.00	L	16
3/03/97					16	14173	.0000		1.00	L	17
2/24/97					16	14336	.0000		1.00	L	18
2/17/97					16	14639	.0000		1.00	L	19
2/10/97					16	14984	.0000		1.00	L	19
2/03/97					16	16162	.0206		1.64	M	19

CMMD: SCREEN KEY(S): ABD

94

RESP:

TGSN:

RM-DAY: ABD

STUDY PERIOD LOADS (SPL)

TDSP CNST: 0 TDSP REC:

STUDY PER	TRUNKS				ADMINISTRATIVE HOUR					
	IN-SVC	REQ	TD	FCST	HR	OFFD	BLKG	Z FAC	D/D	VAL
8/04/97					21	6649	.0000	1.00	L	8
7/28/97					21	6676	.0000	1.00	L	12
7/21/97					21	6828	.0000	1.00	L	12
7/14/97					21	6778	.0000	1.00	L	12
7/07/97					21	6760	.0000	1.00	L	15
6/30/97					21	6756	.0000	1.00	L	15
6/23/97					21	6721	.0000	1.00	L	15
6/16/97					21	6737	.0000	1.00	L	14
6/09/97					21	6729	.0000	1.00	L	16
6/02/97					21	6781	.0000	1.00	L	17
5/26/97					21	6811	.0000	1.00	L	17
5/19/97					21	6731	.0000	1.00	L	18
5/12/97					21	6712	.0000	1.00	L	18
5/05/97					21	6643	.0000	1.00	L	13
4/28/97					21	6484	.0000	1.00	L	9
4/21/97					21	6613	.0000	1.00	L	5
4/14/97					20	7221	.0928	10.00	M	5
STUDY PER	TRUNKS				ADMINISTRATIVE HOUR					
	IN-SVC	REQ	TD	FCST	HR	OFFD	BLKG	Z FAC	D/D	VAL
4/07/97					20	7093	.0560	6.21	L	9
3/31/97					20	7025	.0391	4.64	L	13
3/24/97					20	7067	.0329	3.77	L	17
3/17/97					19	6641	.0126	2.76	L	17
3/10/97					20	6835	.0037	1.00	L	16
3/03/97					20	6730	.0045	1.16	L	17
2/24/97					20	6486	.0015	1.17	L	17
2/17/97					20	6464	.0013	1.15	L	19
2/10/97					20	6471	.0012	1.15	L	19
2/03/97					20	6423	.0000	1.00	L	18

CMMD: SCREEN KEY(S): ,ABD,00

95

TDSR CNST: 0 TDSR REC:

STUDY PER	TRUNKS				ADMINISTRATIVE HOUR					
	IN-SVC	REQ	TD	FCST	HR	OFFD	BLKG	Z FAC	D/D	VAL
8/04/97					15	6992	.0000	1.00	L	15
7/28/97					15	6952	.0000	1.00	L	16
7/21/97					15	6830	.0000	1.00	L	17
7/14/97					15	6794	.0000	1.00	L	18
7/07/97					15	6824	.0000	1.00	L	13
6/30/97					15	6880	.0000	1.00	L	18
6/23/97					15	6968	.0000	1.00	L	14
6/16/97					15	7040	.0000	1.00	L	14
STUDY PER	TRUNKS				ADMINISTRATIVE HOUR					
	IN-SVC	REQ	TD	FCST	HR	OFFD	BLKG	Z FAC	D/D	VAL
6/09/97					15	7059	.0002	1.00	L	14
6/02/97					15	7052	.0004	1.00	L	14
5/26/97					15	7195	.0008	1.00	L	19
5/19/97					15	7205	.0111	1.00	L	20
5/12/97					15	7276	.0110	1.00	L	20
5/05/97					15	7329	.0133	1.04	L	20
4/28/97					15	7169	.0052	1.04	L	20
4/21/97					15	7136	.0038	1.05	L	18
4/14/97					15	6954	.0035	1.05	L	17
4/07/97					15	6952	.0029	1.00	L	17
3/31/97					15	6951	.0041	1.00	L	12
3/24/97					15	6841	.0036	1.00	L	13
3/17/97					15	6936	.0039	1.00	L	12
3/10/97					15	6755	.0003	1.00	L	7
3/03/97					15	6645	.0002	1.00	L	10
2/24/97					15	6709	.0003	1.00	L	9
2/17/97					15	6634	.0001	1.00	L	9
2/10/97					15	6473	.0001	1.00	L	13
2/03/97					15	6607	.0001	1.00	L	15

□ CMMD: SCREEN KEY(S): ABD

96

TGSN:

M-DAY: ABD

STUDY PERIOD LOADS (SPL)

TDSP CNST: 0 TDSP REC:

STUDY PER	TRUNKS			ADMINISTRATIVE HOUR						
	IN-SVC	REQ	TD	FCST	HR	OFFD	BLKG	Z FAC	D/D	VAL
8/04/97					10	2590	.0000	1.00	L	18
7/28/97					10	2604	.0000	1.00	L	17
7/21/97					10	2593	.0000	1.00	L	13
7/14/97					10	2659	.0000	1.00	L	14
7/07/97					9	2499	.0230	3.70	L	18
6/30/97					9	2511	.0230	3.69	L	18
6/23/97					9	2472	.0230	3.73	L	18
6/16/97					9	2488	.0244	3.87	L	17
6/09/97					15	2702	.0000	1.00	L	14
6/02/97					15	2750	.0000	1.00	L	14
5/26/97					15	2693	.0000	1.00	L	19
5/19/97					15	2695	.0001	1.17	L	20
5/12/97					15	2608	.0001	1.18	L	20
5/05/97					15	2587	.0001	1.18	L	20
4/28/97					16	2584	.0001	1.15	L	19
4/21/97					16	2538	.0000	1.00	L	18
4/14/97					15	2514	.0000	1.00	L	17
4/07/97					15	2475	.0000	1.00	L	17
3/31/97					15	2484	.0000	1.00	L	12
3/24/97					10	2483	.0000	1.00	L	13
3/17/97					16	2407	.0000	1.00	L	8
3/10/97					10	2321	.0000	1.00	-	7
3/03/97					15	2280	.0000	1.00	L	10
2/24/97					16	2338	.0000	1.00	L	11
2/17/97					16	2368	.0000	1.00	L	13
2/10/97					16	2370	.0000	1.00	L	14
2/03/97					16	2355	.0000	1.00	L	19

CMMD: SCREEN KEY(S): ,ABD,00

97

=====

RESP: DEMAND SERVICING SYSTEM V7.03 DATE: 08/20/97

TCSN:

M-DAY: ABD STUDY PERIOD LOADS (SPL)

=====

TDSP CNST: 0 TDSP REC:

----- TRUNKS ----- ADMINISTRATIVE HOUR -----

STUDY PER IN-SVC REQ TD FCST HR OFFD BLKG Z FAC O/D VAL

8/04/97 9 30 .0000 1.00 H 16

7/28/97 9 30 .0000 1.00 H 16

7/21/97 9 30 .0000 1.00 H 16

7/14/97 9 27 .0000 1.00 H 18

7/07/97 5 0 .0000 1.20 - 19

6/30/97 9 0 .0000 1.20 - 19

6/23/97 24 0 .0000 1.00 H 20

6/16/97 24 0 .0000 1.00 H 19

6/09/97 24 0 .0000 1.00 H 19

6/02/97 5 0 .0000 1.20 - 19

=====

5/26/97 5 0 .0000 1.20 - 19

5/19/97 5 0 .0000 1.20 - 20

5/12/97 5 0 .0000 1.20 - 20

5/05/97 5 0 .0000 1.20 - 20

4/28/97 5 0 .0000 1.20 - 20

4/21/97 15 0 .0000 1.20 - 18

4/14/97 16 0 .0000 1.20 - 18

4/07/97 16 0 .0000 1.20 - 18

=====

3/31/97 2 0 .0000 1.20 - 17

3/24/97 2 0 .0000 1.20 - 19

3/17/97 2 0 .0000 1.20 - 19

3/10/97 2 0 .0000 1.20 - 19

3/03/97 2 4 .0000 1.00 H 20

2/24/97 2 4 .0000 1.00 H 19

2/17/97 2 4 .0000 1.00 H 19

2/10/97 2 4 .0000 1.00 H 17

2/03/97 6 1 .0000 1.00 H 19

=====

CMMD: SCREEN KEY(S): ABD,00

=====

18

TDSP CNST: 0 TDSP REC:

STUDY PER	TRUNKS			ADMINISTRATIVE HOUR						
	IN-SVC	REQ	TD	FCST	HR	OFFD	BLKG	Z FAC	D/D	VAL
8/04/97					16	1	.0000	1.00	H	17
7/28/97					16	1	.0000	1.00	H	18
7/21/97					16	1	.0000	1.00	H	18
7/14/97					16	1	.0000	1.00	H	18
7/07/97					1	1	.0000	1.00	H	19
6/30/97					12	1	.0000	1.00	H	18
6/23/97					24	1	.0000	1.00	H	18
6/16/97					2	1	.0000	1.00	H	17
STUDY PER	IN-SVC	REQ	TD	FCST	HR	OFFD	BLKG	Z FAC	D/D	VAL
6/09/97					18	1	.0000	1.00	H	16
6/02/97					17	1	.0000	1.00	H	16
5/26/97					20	1	.0000	1.00	H	18
5/19/97					5	1	.0000	1.00	H	19
5/12/97					20	1	.0000	1.00	H	20
5/05/97					20	1	.0000	1.00	H	20
4/28/97					3	1	.0000	1.00	H	19
4/21/97					17	2	.0000	1.00	H	15
4/14/97					17	2	.0000	1.00	H	15
4/07/97					17	5	.0000	1.00	H	14
3/31/97					17	5	.0000	1.00	H	14
3/24/97					17	3	.0000	1.00	H	15
3/17/97					17	3	.0000	1.00	H	15
3/10/97					24	1	.0000	1.00	H	16
3/03/97					21	1	.0000	1.00	H	20
2/24/97					17	2	.0000	1.00	H	16
2/17/97					17	2	.0000	1.00	H	16
2/10/97					17	3	.0000	1.00	H	12
2/03/97					17	3	.0000	1.00	H	11

CMMD: SCREEN KEY(S): ABD,00

99

TGSN: M-DAY: ABD STUDY PERIOD LOADS (SPL)

ORLDFLMADS1 WNGRFLXADS0 77DF55IEKE TDSP CNST: 0 TDSP REC:

STUDY PER	IN-SVC	REQ	TD	FCST	HR	OFFD	BLKG	Z	FAC	D/D	VAL
8/04/97					16	405	.0000		1.00	-	14
7/28/97					16	423	.0000		1.00	-	15
7/21/97					14	426	.0000		1.00	L	14
7/14/97					16	415	.0000		1.00	-	14
7/07/97					15	423	.0000		1.00	L	17
6/30/97					21	412	.0000		1.00	-	15
6/23/97					19	399	.0000		1.00	L	16
6/16/97					17	413	.0000		1.00	-	13
6/09/97					17	410	.0000		1.00	-	14
6/02/97					15	411	.0000		1.00	-	14
5/26/97					9	418	.0000		1.00	-	18
5/19/97					11	417	.0000		1.00	-	17
5/12/97					12	422	.0000		1.00	-	13
5/05/97					11	437	.0000		1.00	-	7
4/28/97					11	450	.0000		1.00	-	3
4/21/97					16	404	.0000		1.00	-	9
4/14/97					15	401	.0000		1.00	-	11
4/07/97					21	435	.0000		1.00	-	4
3/31/97					21	404	.0000		1.00	L	8
3/24/97					21	386	.0000		1.00	L	13
3/17/97					20	355	.0000		1.00	M	15
3/10/97					21	320	.0000		1.00	M	16
3/03/97					14	289	.0000		1.00	-	17
2/24/97					14	300	.0000		1.00	L	17
2/17/97					14	309	.0000		1.00	-	19
2/10/97					13	317	.0000		1.00	-	19
2/03/97					14	302	.0000		1.00	L	20

CMMD: SCREEN KEY(S): ,ABD,00

100

RESP:

TGSN:

MM-DAY: ABD

STUDY PERIOD LOADS (SPL)

TDSP CNST: 0 TDSP REC:

STUDY PER	TRUNKS			ADMINISTRATIVE HOUR							
	IN-SVC	REQ	TD	FCST	HR	OFFD	BLKC	Z	FAC	D/D	VAL
8/04/97					15	6634	.0000		1.00	L	19
7/28/97					15	6519	.0000		1.00	L	20
7/21/97					10	6330	.0000		1.00	L	18
7/14/97					10	6171	.0000		1.00	L	18
7/07/97					10	6247	.0000		1.00	L	18
6/30/97					10	6188	.0000		1.00	L	19
6/23/97					15	6227	.0000		1.00	L	18
6/16/97					15	6341	.0000		1.00	L	18
6/09/97					15	6412	.0000		1.00	L	18
6/02/97					15	6439	.0000		1.00	L	17
5/26/97					15	6702	.0000		1.00	L	18
5/19/97					15	7050	.0000		1.00	L	19
5/12/97					15	7175	.0000		1.00	L	19
5/05/97					15	7435	.0000		1.00	L	20
4/28/97					15	7442	.0000		1.00	L	20
4/21/97					15	7273	.0000		1.00	L	18
4/14/97					15	7202	.0000		1.00	L	18
4/07/97					10	7395	.0001		1.03	L	18
3/31/97					10	7792	.0002		1.16	L	16
3/24/97					10	8063	.0002		1.14	L	18
3/17/97					10	8195	.0001		1.11	L	18
3/10/97					15	8155	.0000		1.00	L	18
3/03/97					15	8041	.0000		1.00	L	19
2/24/97					15	7976	.0001		1.00	L	19
2/17/97					15	7856	.0001		1.00	L	19
2/10/97					15	7730	.0001		1.00	L	20
2/03/97					15	7761	.0001		1.00	L	20

CMMD: SPL, I SCREEN KEY(S): ABD, 00

101

RESP: TGSN: M-DAY: ABD

STUDY PERIOD LOADS (SPL)

TDSP CNST: 0 TDSP REC:

STUDY PER	TRUNKS			ADMINISTRATIVE HOUR							
	IN-SVC	REQ	TD	FCST	HR	OFFD	BLKG	Z	FAC	D/D	VAL
8/04/97					21	11520	.0192		1.00	M	3
7/28/97					21	11376	.0195		1.00	M	11
7/21/97					21	11477	.0246		1.00	M	11
7/14/97					21	11328	.0195		1.20	M	11
7/07/97					22	11294	.0050		1.00	L	18
6/30/97					21	11248	.0126		1.00	M	15
6/23/97					21	11210	.0098		1.00	M	15
6/16/97					21	11004	.0035		1.00	L	14
6/09/97					20	10319	.0228		3.16	H	16
6/02/97					20	10759	.0340		2.52	H	18
5/26/97					20	10943	.0459		2.50	H	18
5/19/97					20	10844	.0484		3.15	H	17
5/12/97					20	11019	.0482		1.80	H	12
5/05/97					20	10457	.0752		2.39	H	7
4/28/97					21	10424	.0369		1.00	H	9
4/21/97					16	9382	.0239		1.66	M	9
4/14/97					16	8590	.0131		1.50	M	11
4/07/97					21	8674	.0000		1.00	L	4
3/31/97					21	8854	.0000		1.00	L	8
3/24/97					21	8624	.0000		1.00	L	13
3/17/97					21	8432	.0000		1.00	L	17
3/10/97					21	8277	.0000		1.00	L	16
3/03/97					16	8230	.0000		1.00	L	17
2/24/97					16	8313	.0000		1.00	L	18
2/17/97					20	8502	.0242		1.81	H	19
2/10/97					20	8579	.0290		2.48	H	19
2/03/97					20	8979	.0308		2.94	H	18

CMMD: SCREEN KEY(S): ,ABD,00

102

RESP: TGSN: M-DAY: ABD

STUDY PERIOD LOADS (SPL)

TDSP CNST: 0 TDSP REC:

STUDY PER	TRUNKS			ADMINISTRATIVE HOUR						
	IN-SVC	REQ	TO FCST	HR	OFFD	BLKG	Z	FAC	D/D	VAL
8/04/97				10	3835	.0000		1.00	L	19
7/28/97				10	3857	.0000		1.00	L	18
7/21/97				10	3772	.0000		1.00	L	18
7/14/97				10	3741	.0000		1.00	L	18
7/07/97				9	3389	.0246		3.55	M	19
6/30/97				9	3379	.0246		3.55	M	19
6/23/97				9	3313	.0234		3.48	M	20
6/16/97				9	3394	.0246		3.54	M	19
6/09/97				15	3866	.0000		1.00	L	18
6/02/97				15	3882	.0000		1.00	L	17
5/26/97				15	4105	.0000		1.00	L	18
5/19/97				15	4346	.0000		1.00	M	19
5/12/97				15	4588	.0000		1.00	L	19
5/05/97				15	4833	.0000		1.00	L	20
4/28/97				15	4815	.0000		1.00	L	20
4/21/97				15	4773	.0000		1.00	L	18
4/14/97				15	4799	.0000		1.00	L	18
4/07/97				10	4859	.0000		1.00	L	18
3/31/97				10	5094	.0000		1.00	L	16
3/24/97				10	5204	.0000		1.00	L	18
3/17/97				10	5108	.0000		1.00	L	18
3/10/97				10	4932	.0000		1.00	L	18
3/03/97				15	4796	.0000		1.00	L	19
2/24/97				15	4710	.0000		1.00	L	19
2/17/97				15	4775	.0007		1.00	L	19
2/10/97				15	4864	.0006		1.00	L	20
2/03/97				15	4943	.0015		1.00	L	20

SCREEN KEY(S): ABD,00

103

DEMAND SERVICING SYSTEM V7.03 DATE: 08/20/97
 RESP: TGSN:
 M-DAY: ABD STUDY PERIOD LOADS (GPL)

TDSP CNST: 0 TDSP REC:

STUDY PER	TRUNKS			ADMINISTRATIVE HOUR							
	IN-SVC	REQ	TD	FCST	HR	OFFD	BLKG	Z	FAC	O/D	VAL
8/04/97					16	10670	.0000		1.00	L	19
7/28/97					16	10431	.0000		1.00	L	20
7/21/97					16	10149	.0000		1.00	L	19
7/14/97					16	10033	.0000		1.00	L	18
7/07/97					16	10094	.0000		1.00	L	18
6/30/97					16	10187	.0000		1.00	L	18
6/23/97					16	10316	.0000		1.00	L	18
6/16/97					16	10470	.0000		1.00	L	18
6/09/97					16	10676	.0000		1.00	L	18
6/02/97					16	10816	.0000		1.00	L	18
5/26/97					16	10822	.0000		1.00	L	19
5/19/97					16	10861	.0000		1.00	L	20
5/12/97					16	10845	.0000		1.00	L	20
5/05/97					16	10980	.0000		1.00	L	20
4/28/97					16	10992	.0000		1.00	L	20
4/21/97					16	10918	.0000		1.00	L	18
4/14/97					16	10545	.0000		1.00	L	18
4/07/97					16	10447	.0000		1.00	L	18
3/31/97					16	10602	.0000		1.00	L	17
3/24/97					16	10717	.0000		1.00	L	19
3/17/97					16	11139	.0000		1.00	L	19
3/10/97					16	10973	.0000		1.00	L	19
3/03/97					16	10850	.0000		1.00	L	20
2/24/97					16	10946	.0000		1.00	L	19
2/17/97					16	10915	.0000		1.00	L	19
2/10/97					16	11029	.0000		1.00	L	19
2/03/97					16	11181	.0000		1.00	L	19

CMMD: SCREEN KEY(S) BD, 00

104 15

RESP:
TGSN:
M-DAY: ABD

STUDY PERIOD LOADS (SPL)

TDSP CNST: 0 TDSP REC:

STUDY PER	TRUNKS			ADMINISTRATIVE HOUR				O/D	VAL	
	IN-SVC	REQ	TD	FCST	HR	OFFD	BLKG			Z
8/04/97					20	3836	.0363	1.00	H	19
7/28/97					16	3190	.0000	1.00	L	20
7/21/97					16	3108	.0000	1.00	L	19
7/14/97					16	3086	.0000	1.00	L	18
7/07/97					16	3135	.0000	1.00	L	18
6/30/97					16	3162	.0000	1.00	L	18
6/23/97					16	3226	.0000	1.00	L	18
6/16/97					16	3244	.0000	1.00	L	18
6/09/97					16	3275	.0000	1.00	L	18
6/02/97					16	3288	.0000	1.00	L	18
5/26/97					16	3292	.0000	1.00	L	19
5/19/97					16	3319	.0000	1.00	L	20
5/12/97					16	3327	.0000	1.00	L	20
5/05/97					16	3350	.0000	1.00	L	20
4/28/97					16	3356	.0000	1.00	L	20
4/21/97					16	3320	.0000	1.00	L	18
4/14/97					16	3239	.0000	1.00	L	18
4/07/97					16	3254	.0000	1.00	L	18
3/31/97					16	3247	.0000	1.00	L	17
3/24/97					16	3268	.0000	1.00	L	19
3/17/97					16	3343	.0000	1.00	L	19
3/10/97					16	3279	.0000	1.00	L	19
3/03/97					16	3246	.0000	1.00	L	20
2/24/97					16	3231	.0000	1.00	L	19
2/17/97					16	3253	.0000	1.00	L	19
2/10/97					16	3316	.0000	1.00	L	19
2/03/97					16	3377	.0000	1.00	L	19

CMMD: SCREEN KEY(S) ABD,00

105

RESP:
TGSN:

RM-DAY: ABD STUDY PERIOD LOADS (SPL)

TDSP CNST: 0 TDSP REC:

STUDY PER	TRUNKS			ADMINISTRATIVE HOUR						
	IN-SVC	REQ	TD	FCST	HR	OFFD	BLKG	Z FAC	O/D	VAL
8/04/97					10	2241	.0000	1.00	L	18
7/28/97					15	2251	.0000	1.00	L	16
7/21/97					10	2266	.0000	1.00	-	16
7/14/97					10	2237	.0000	1.00	-	17
7/07/97					15	2284	.0000	1.00	L	18
6/30/97					15	2311	.0000	1.00	L	18
6/23/97					15	2342	.0000	1.00	L	14
6/16/97					15	2390	.0000	1.00	L	14
6/09/97					15	2395	.0000	1.00	L	14
6/02/97					15	2377	.0000	1.00	L	14
5/26/97					15	2408	.0000	1.00	L	19
5/19/97					15	2421	.0000	1.00	L	20
5/12/97					15	2379	.0000	1.00	L	20
5/05/97					15	2361	.0000	1.00	L	20
4/28/97					15	2331	.0000	1.00	L	20
4/21/97					10	2315	.0000	1.00	L	16
4/14/97					10	2372	.0000	1.00	L	16
4/07/97					15	2392	.0006	1.38	L	17
3/31/97					15	2401	.0006	1.43	L	15
3/24/97					10	2480	.0000	1.00	L	13
3/17/97					15	2426	.0006	1.42	L	15
3/10/97					10	2425	.0000	1.00	L	7
3/03/97					10	2438	.0000	1.00	L	11
2/24/97					15	2385	.0000	1.00	L	16
2/17/97					15	2355	.0000	1.00	L	18
2/10/97					15	2371	.0000	1.00	L	20
2/03/97					15	2380	.0000	1.00	L	20

CMMD: SCREEN KEY(S): ABD,00

106

TGSN: M-DAY: ABD STUDY PERIOD LOADS (SPL)

TDSP CNST: 0 TDSP REC:

STUDY PER	TRUNKS				ADMINISTRATIVE HOUR					
	IN-SVC	REQ	TD	FCST	HR	OFFD	BLKG	Z FAC	D/D	VAL
8/04/97					16	8137	.0000	1.00	L	14
7/28/97					16	8168	.0000	1.00	L	15
7/21/97					16	8212	.0000	1.00	L	14
7/14/97					16	8374	.0000	1.00	L	13
7/07/97					16	8482	.0000	1.00	L	18
6/30/97					16	8583	.0000	1.00	L	18
6/23/97					16	8716	.0000	1.00	L	18
6/16/97					16	8784	.0000	1.00	L	18
6/09/97					16	8740	.0000	1.00	L	18
6/02/97					16	8843	.0000	1.00	L	18
5/26/97					16	8782	.0000	1.00	L	19
5/19/97					16	8840	.0000	1.00	L	19
5/12/97					16	8865	.0000	1.00	L	19
5/05/97					16	8978	.0011	1.28	L	19
4/28/97					16	9020	.0011	1.28	L	19
4/21/97					16	8864	.0012	1.30	L	18
4/14/97					16	8714	.0012	1.30	L	18
4/07/97					16	8509	.0000	1.00	L	18
3/31/97					16	8568	.0000	1.00	L	17
3/24/97					16	8702	.0000	1.00	L	17
3/17/97					16	8918	.0000	1.00	L	17
3/10/97					16	8801	.0000	1.00	L	17
3/03/97					16	8632	.0000	1.00	L	18
2/24/97					16	8653	.0000	1.00	L	20
2/17/97					16	8676	.0002	1.05	L	20
2/10/97					16	8802	.0002	1.05	L	20
2/03/97					16	9020	.0002	1.05	L	20

CMMD: SCREEN KEY(S): ABD,00

107

RESP: TGSN: M-DAY: STUDY PERIOD LOADS (SPL)

TDSP CNST: 0 TDSP REC:

STUDY PER	TRUNKS			ADMINISTRATIVE HOUR						
	IN-SVC	REQ	TD	FCST	HR	OFFD	BLKG	Z FAC	D/D	VAL
8/04/97					10	2494	.0017	1.05	L	20
7/28/97					10	2510	.0018	1.05	L	19
7/21/97					10	2514	.0020	1.12	L	18
7/14/97					10	2491	.0023	1.12	L	18
7/07/97					10	2424	.0005	1.06	L	18
6/30/97					16	2382	.0006	1.00	L	19
6/23/97					16	2467	.0012	1.00	L	19
6/16/97					16	2512	.0015	1.00	L	18
6/09/97					16	2534	.0014	1.00	L	18
6/02/97					16	2532	.0014	1.00	L	18
5/26/97					16	2510	.0013	1.00	L	19
5/19/97					16	2472	.0013	1.00	L	20
5/12/97					16	2450	.0007	1.00	L	20
5/05/97					16	2452	.0008	1.00	L	20
4/28/97					16	2426	.0004	1.03	L	20
4/21/97					16	2411	.0003	1.03	L	18
4/14/97					15	2283	.0006	1.20	L	18
4/07/97					16	2323	.0007	1.17	L	18
3/31/97					16	2357	.0008	1.14	L	17
3/24/97					16	2387	.0006	1.15	L	19
3/17/97					16	2477	.0006	1.15	-	19
3/10/97					16	2442	.0002	1.03	L	19
3/03/97					16	2437	.0003	1.05	L	20
2/24/97					16	2475	.0011	1.10	L	19
2/17/97					16	2477	.0014	1.10	L	19
2/10/97					16	2498	.0017	1.21	L	19
2/03/97					16	2532	.0028	1.30	L	19

CMMD: SCREEN KEY(S): ABD,00

108

M-DAY: ABD STUDY PERIOD LOADS (SPL)

TDSP CNST: 0 TDSP REC:

STUDY PER	TRUNKS			ADMINISTRATIVE HOUR					
	IN-SVC	REQ	TD	FCST	HR	OFFD	BLKG	Z FAC	D/D VAL
8/04/97					20	3469	.0000	1.00	L 17
7/28/97					20	3437	.0000	1.00	L 18
7/21/97					20	3301	.0000	1.00	L 17
7/14/97					20	3340	.0000	1.00	M 17
7/07/97					20	3309	.0000	1.00	M 17
6/30/97					20	3324	.0000	1.00	M 15
6/23/97					20	3426	.0000	1.00	M 15
6/16/97					21	3518	.0000	1.00	M 14
6/09/97					21	3556	.0000	1.00	M 16
6/02/97					21	3598	.0000	1.00	M 17
5/26/97					21	3517	.0000	1.00	M 17
5/19/97					21	3514	.0000	1.00	L 18
5/12/97					21	3638	.0000	1.00	L 18
5/05/97					20	3743	.0000	1.00	M 14
4/28/97					20	3861	.0000	1.00	L 15
4/21/97					21	3893	.0000	1.00	M 13
4/14/97					20	3950	.0000	1.00	L 14
4/07/97					20	3865	.0000	1.00	M 14
3/31/97					20	3864	.0000	1.00	M 13
3/24/97					20	3889	.0000	1.00	M 17
3/17/97					20	3820	.0000	1.00	M 16
3/10/97					20	3851	.0000	1.00	L 17
3/03/97					20	3816	.0000	1.00	L 18
2/24/97					20	3807	.0000	1.00	M 19
2/17/97					20	3797	.0000	1.00	M 20
2/10/97					20	3771	.0000	1.00	M 20
2/03/97					20	3804	.0000	1.00	M 19

CMMD: SCREEN KEY(S): ABD,00

109

TGSN:

M-DAY: ABD

STUDY PERIOD LOADS (SPL)

TDSP CNST: 0 TDSP REQ:

STUDY PER	TRUNKS			ADMINISTRATIVE HOUR				
	IN-SVC	REQ	TD FCST	HR	OFFD	BLKG	Z FAC	D/D VAL
8/04/97				16	6771	.0000	1.00	L 14
7/28/97				16	6816	.0000	1.00	L 15
7/21/97				16	6780	.0000	1.00	L 14
7/14/97				16	6846	.0000	1.00	L 14
7/07/97				16	6802	.0000	1.00	L 19
6/30/97				16	6795	.0000	1.00	L 19
6/23/97				16	6839	.0000	1.00	L 19
6/16/97				16	6836	.0000	1.00	L 18
6/09/97				16	6883	.0000	1.00	L 18
6/02/97				16	6893	.0000	1.00	L 18
5/26/97				16	6871	.0000	1.00	L 19
5/19/97				16	6840	.0000	1.00	L 19
5/12/97				16	6887	.0000	1.00	L 19
5/05/97				16	6917	.0000	1.00	L 19
4/28/97				16	6979	.0000	1.00	L 19
4/21/97				21	7150	.0000	1.00	M 13
4/14/97				21	7323	.0000	1.00	M 8
4/07/97				16	6917	.0000	1.00	L 18
3/31/97				16	6924	.0000	1.00	L 17
3/24/97				16	6958	.0000	1.00	L 17
3/17/97				16	7158	.0000	1.00	L 17
3/10/97				16	7095	.0000	1.00	L 17
3/03/97				16	7083	.0000	1.00	L 18
2/24/97				16	7166	.0000	1.00	L 20
2/17/97				16	7288	.0000	1.00	L 20
2/10/97				20	7302	.0000	1.00	M 20
2/03/97				20	7355	.0000	1.00	M 19

CMMD: SCREEN KEY(S) ABD

110

DEMAND SERVICING SYSTEM V7.03 DATE: 08/20/97
 STUDY PERIOD LOADS (SPL)
 TDSP CNST: 0 TDSP REC:

STUDY PER	IN-SVC	REQ	TRUNKS	TD	FCST	HR	OFFD	BLKG	Z FAC	D/D	VAL
8/04/97						15	8587	.0000	1.00	L	15
7/28/97						15	8662	.0000	1.00	L	16
7/21/97						15	8706	.0000	1.00	L	17
7/14/97						15	8621	.0000	1.00	L	18
7/07/97						15	8543	.0000	1.00	L	18
6/30/97						15	8473	.0000	1.00	L	18
6/23/97						15	8421	.0000	1.00	L	14
6/16/97						15	8449	.0000	1.00	L	14
6/09/97						15	8377	.0000	1.00	L	14
6/02/97						16	8324	.0000	1.00	L	18
5/26/97						15	8311	.0000	1.00	L	19
5/19/97						15	8314	.0000	1.00	L	20
5/12/97						16	8419	.0000	1.00	L	19
5/05/97						16	8536	.0000	1.00	L	19
4/28/97						21	8702	.0000	1.00	H	17
4/21/97						21	9032	.0000	1.00	H	13
4/14/97						21	9202	.0000	1.00	M	8
4/07/97						20	7976	.0000	1.00	H	14
3/31/97						10	7595	.0000	1.00	L	17
3/24/97						10	7600	.0000	1.00	L	19
3/17/97						16	7679	.0000	1.00	L	17
3/10/97						16	7706	.0000	1.00	L	17
3/03/97						21	7937	.0007	1.00	H	18
2/24/97						20	8453	.0009	1.00	H	18
2/17/97						20	8926	.0023	1.00	H	19
2/10/97						20	9094	.0132	1.55	H	19
2/03/97						20	8774	.0130	1.57	H	19

CMMD: SCREEN KEY(S) ABD,00

|||

RESP: TGSN: M-DAY: ABD STUDY PERIOD LOADS (SPL)

TDSP CNST: 0 TDSP REC:

STUDY PER	TRUNKS				ADMINISTRATIVE HOUR						
	IN-SVC	REQ	TD	FCST	HR	OFFD	BLKG	Z FAC	D/D	VAL	
8/04/97					10	2693	.0000	1.00	-	20	
7/28/97					10	2735	.0000	1.00	-	19	
7/21/97					10	2716	.0000	1.00	-	18	
7/14/97					10	2672	.0000	1.00	L	18	
7/07/97					10	2617	.0000	1.00	L	18	
6/30/97					10	2532	.0000	1.00	L	19	
6/23/97					10	2544	.0000	1.00	L	20	
6/16/97					10	2570	.0000	1.00	L	19	
6/09/97					10	2586	.0000	1.00	L	18	
6/02/97					10	2626	.0000	1.00	L	18	
5/26/97					10	2593	.0000	1.00	L	18	
5/19/97					10	2570	.0000	1.00	L	19	
5/12/97					15	2574	.0000	1.00	L	19	
5/05/97					10	2567	.0000	1.00	L	20	
4/28/97					10	2555	.0000	1.00	L	20	
4/21/97					10	2578	.0000	1.00	L	18	
4/14/97					10	2556	.0000	1.00	-	18	
STUDY PER	TRUNKS				ADMINISTRATIVE HOUR						
IN-SVC	REQ	TD	FCST	HR	OFFD	BLKG	Z FAC	D/D	VAL		
4/07/97				10	2548	.0000	1.00	-	18		
3/31/97				10	2583	.0000	1.00	-	17		
3/24/97				10	2616	.0000	1.00	-	19		
3/17/97				10	2650	.0000	1.00	-	19		
3/10/97				10	2656	.0000	1.00	-	19		
3/03/97				10	2628	.0000	1.00	-	20		
2/24/97				10	2579	.0000	1.00	-	20		
2/17/97				10	2560	.0000	1.00	-	20		
2/10/97				10	2576	.0000	1.00	L	20		
2/03/97				10	2578	.0000	1.00	L	20		

CMMD: SCREEN KEY(S): ABD,00

112

=====

RESP: DEMAND SERVICING SYSTEM V7.03 DATE: 08/20/97

TGSN:

M-DAY: ABD STUDY PERIOD LOADS (SPL)

=====

TDSP CNST: 0 TDSP REC:

STUDY PER	TRUNKS			ADMINISTRATIVE HOUR				O/D	VAL
	IN-SVC	REQ	TD FCST	HR	OFFD	BLKG	Z FAC		
8/04/97				10	9179	.0000	1.00	L	19
7/28/97				10	9114	.0000	1.00	L	18
7/21/97				10	9109	.0000	1.00	L	18
7/14/97				10	9259	.0001	1.00	L	18
7/07/97				10	9466	.0001	1.00	L	18
6/30/97				10	9430	.0001	1.00	L	19
6/23/97				10	9427	.0001	1.00	L	20
6/16/97				10	9336	.0000	1.00	L	19
6/09/97				10	9095	.0000	1.00	L	18
6/02/97				10	9344	.0000	1.00	L	18
5/26/97				10	9681	.0000	1.00	L	18
5/19/97				10	9899	.0000	1.00	L	19
5/12/97				15	10250	.0000	1.00	L	19
5/05/97				15	10371	.0000	1.00	L	20
4/28/97				15	10430	.0000	1.00	L	20
4/21/97				15	10291	.0000	1.00	L	18
4/14/97				10	10181	.0000	1.00	L	18
4/07/97				10	10405	.0006	1.00	L	18
3/31/97				10	10807	.0007	1.00	L	18
3/24/97				10	11101	.0006	1.00	L	18
3/17/97				10	11277	.0006	1.00	L	18
3/10/97				10	11074	.0000	1.00	L	18
3/03/97				15	10786	.0000	1.00	L	18
2/24/97				15	10533	.0000	1.00	L	18
2/17/97				15	10399	.0000	1.00	L	18
2/10/97				15	10339	.0000	1.00	L	18
2/03/97				15	10322	.0000	1.00	L	18

=====

CMMD: SCREEN KEY(S): ABD,00

=====

113

RESP:

TGSN:

M-DAY: ABD

STUDY PERIOD LOADS (SPL)

TDSP CNST: 0 TDSP REC:

STUDY PER	TRUNKS				ADMINISTRATIVE HOUR					
	IN-SVC	REQ	TD	FCST	HR	OFFD	BLKG	Z FAC	D/D	VAL
8/04/97					15	9643	.0000	1.00	L	15
7/28/97					15	9552	.0001	1.00	L	16
7/21/97					10	9550	.0007	1.00	L	13
7/14/97					10	9620	.0010	1.00	L	14
7/07/97					10	9763	.0102	1.27	L	14
6/30/97					10	9751	.0097	1.25	L	15
6/23/97					10	9744	.0081	1.21	L	18
6/16/97					10	9759	.0089	1.23	L	16
6/09/97					15	9826	.0015	1.00	L	14
6/02/97					15	9923	.0021	1.00	L	14
5/26/97					15	9911	.0016	1.00	L	19
5/19/97					15	9940	.0018	1.00	L	20
5/12/97					15	10022	.0026	1.00	L	20
5/05/97					15	9997	.0028	1.00	L	20
4/28/97					15	9970	.0032	1.00	L	20
4/21/97					15	9813	.0024	1.00	L	18
4/14/97					15	9536	.0014	1.00	L	17
4/07/97					15	9369	.0006	1.00	L	17
3/31/97					14	8998	.0001	1.00	M	8
3/24/97					14	8998	.0001	1.00	M	8
3/17/97					15	9466	.0001	1.00	L	12
3/10/97					15	9534	.0002	1.00	L	7
3/03/97					15	9455	.0001	1.00	L	10
2/24/97					15	9480	.0002	1.00	L	9
2/17/97					15	9537	.0001	1.00	L	9
2/10/97					15	9268	.0000	1.00	L	13
2/03/97					15	9261	.0001	1.00	L	15

CMMD: SCREEN KEY(S): ,ABD,00

114

RESP:
TGSN:
M-DAY: ABD

STUDY PERIOD LOADS (SPL)

TDSP CNST: 0 TDSP REC:

STUDY PER	TRUNKS			ADMINISTRATIVE HOUR				
	IN-SVC	REQ	TD	FCST	HR OFFD	BLKG	Z FAC	D/D VAL
8/04/97					15 21567	.0085	1.00	L 15
7/28/97					15 21178	.0018	1.00	L 16
7/21/97					15 20915	.0017	1.00	L 17
7/14/97					15 20635	.0009	1.00	L 17
7/07/97					15 20351	.0006	1.00	L 17
6/30/97					15 20480	.0061	1.00	L 17
6/23/97					15 20762	.0080	1.00	L 13
6/16/97					15 20882	.0083	1.00	L 14
6/09/97					15 20412	.0076	1.00	L 14
6/02/97					16 20046	.0026	1.00	L 18
5/26/97					16 19427	.0026	1.00	L 19
5/19/97					16 19185	.0057	1.00	M 19
5/12/97					16 18995	.0093	1.00	M 17
5/05/97					16 18897	.0310	1.07	M 15
4/28/97					16 19547	.0463	1.10	M 10
4/21/97					16 18503	.0221	1.12	L 9
4/14/97					16 17221	.0107	1.10	M 11

STUDY PER	TRUNKS			ADMINISTRATIVE HOUR				
	IN-SVC	REQ	TD	FCST	HR OFFD	BLKG	Z FAC	D/D VAL
4/07/97					16 16306	.0003	1.00	L 13
3/31/97					16 16230	.0002	1.00	L 17
3/24/97					16 15956	.0000	1.00	L 17
3/17/97					16 15887	.0000	1.00	L 16
3/10/97					16 15608	.0000	1.00	L 16
3/03/97					16 15431	.0000	1.00	L 17
2/24/97					16 15616	.0000	1.00	L 13
2/17/97					16 15769	.0000	1.00	L 19
2/10/97					16 15714	.0000	1.00	L 13
2/03/97					16 15155	.0000	1.00	L 19

CMMD: SCREEN KEY(S): ,ABD,00

115

RESP:

TGSN:

M-DAY: ABD

STUDY PERIOD LOADS (SPL)

TDSP CNST: 0 TDSP REC:

STUDY PER	TRUNKS			ADMINISTRATIVE HOUR							
	IN-SVC	REQ	TD	FCST	HR	OFFD	BLKG	Z	FAC	D/D	VAL
8/04/97					16	3798	.0000		1.00	-	14
7/28/97					16	3775	.0009		1.00	-	15
7/21/97					11	3692	.0031		1.00	L	18
7/14/97					11	3609	.0031		1.00	L	18
7/07/97					11	3564	.0035		1.00	L	16
6/30/97					11	3415	.0027		1.00	L	17
6/23/97					15	3385	.0005		1.00	-	13
6/16/97					15	3344	.0000		1.00	-	14

STUDY PER	TRUNKS			ADMINISTRATIVE HOUR							
	IN-SVC	REQ	TD	FCST	HR	OFFD	BLKG	Z	FAC	D/D	VAL
6/09/97					12	3246	.0000		1.00	-	18
6/02/97					12	3227	.0000		1.00	-	18
5/26/97					12	3114	.0000		1.00	L	18
5/19/97					12	2952	.0000		1.00	L	18
5/12/97					12	2892	.0000		1.00	L	13
5/05/97					16	2753	.0000		1.00	-	15
4/28/97					16	2765	.0000		1.00	-	10
4/21/97					17	2761	.0000		1.00	-	3
4/14/97					14	2666	.0000		1.00	L	7
4/07/97					14	2694	.0000		1.00	-	9
3/31/97					16	2752	.0109		1.00	M	16
3/24/97					16	2793	.0110		1.00	M	16
3/17/97					12	2812	.0539		1.00	H	17
3/10/97					12	2782	.0991		1.00	H	17
3/03/97					16	2631	.0711		1.00	M	17
2/24/97					12	2620	.0577		1.00	H	19
2/17/97					13	2575	.0572		1.00	M	19
2/10/97					16	2434	.0388		1.00	L	19
2/03/97					13	2336	.0360		1.00	M	20

CMMD: SCREEN KEY(S):

ABD,00

116

DEMAND SERVICING SYSTEM V7.03 DATE: 08/19/97
 RESP: TGSN:
 M-DAY: ABD STUDY PERIOD LOADS (SPL)

TDSP CNST: 0 TDSP REC:

STUDY PER	TRUNKS			ADMINISTRATIVE HOUR						
	IN-SVC	REQ	TD	FCST	HR	OFFD	BLKG	Z FAC	D/D	VAL
8/04/97					14	88	.0000	1.00	-	14
7/28/97					15	88	.0000	1.00	-	16
7/21/97					11	89	.0000	1.00	-	18
7/14/97					14	89	.0000	1.00	-	19
7/07/97					14	88	.0000	1.00	-	19
6/30/97					14	87	.0000	1.00	-	18
6/23/97					14	89	.0000	1.00	-	19
6/16/97					14	87	.0000	1.00	-	17
6/09/97					19	78	.0000	1.00	-	14
6/02/97					19	77	.0000	1.00	-	15
5/26/97					20	80	.0000	1.00	M	18
5/19/97					20	82	.0000	1.00	H	14
5/12/97					20	96	.0000	1.00	-	12
5/05/97					20	108	.0000	1.20	M	11
4/28/97					20	94	.0000	1.00	H	12
4/21/97					20	94	.0000	1.00	H	12
4/14/97					22	78	.0000	1.00	-	13

DEMAND SERVICING SYSTEM V7.03 DATE: 08/19/97
 RESP: TGSN:
 M-DAY: ABD STUDY PERIOD LOADS (SPL)

TDSP CNST: 0 TDSP REC:

STUDY PER	TRUNKS			ADMINISTRATIVE HOUR						
	IN-SVC	REQ	TD	FCST	HR	OFFD	BLKG	Z FAC	D/D	VAL
4/07/97					22	73	.0000	1.00	-	14
3/31/97					24	67	.0000	1.20	-	13
3/24/97					19	66	.0000	1.20	-	14
3/17/97					19	67	.0000	1.20	-	19
3/10/97					19	70	.0000	1.20	-	17
3/03/97					19	69	.0000	1.20	-	13
2/24/97					6	66	.0000	1.20	-	23
2/17/97					23	65	.0000	1.20	-	23
2/10/97					23	65	.0000	1.20	-	23
2/03/97					23	65	.0000	1.20	-	1

CMMD: SCREEN KEY(S) .ABD,00

117

DEMAND SERVICING SYSTEM V7.03
 DATE: 08/20/97

TGSN:
 M-DAY: ABD STUDY PERIOD LOADS (SPL)

TDSP CNST: 0 TDSP REC:

STUDY PER	TRUNKS			ADMINISTRATIVE HOUR				D/O	VAL	
	IN-SVC	REQ	TD	FCST	HR	OFFD	BLKG			Z FAC
8/04/97					21	9	.0000	1.20	-	3
7/28/97					21	9	.0000	1.20	-	12
7/21/97					7	9	.0000	1.20	-	17
7/14/97					7	9	.0000	1.20	-	17
7/07/97					4	8	.0000	1.20	-	18
6/30/97					1	9	.0000	1.20	H	15
6/23/97					3	9	.0000	1.20	H	18
6/16/97					3	11	.0000	1.20	-	17
6/09/97					1	11	.0000	1.20	H	13
6/02/97					5	9	.0000	1.20	H	18
5/26/97					24	10	.0000	1.20	H	18
5/19/97					6	8	.0000	1.20	H	19
5/12/97					7	11	.0000	1.20	-	18
5/05/97					22	10	.0000	1.20	-	17

DEMAND SERVICING SYSTEM V7.03
 DATE: 08/19/97

TGSN:
 M-DAY: ABD STUDY PERIOD LOADS (SPL)

4/28/97					7	9	.0000	1.20	-	20
4/21/97					7	10	.0000	1.20	-	15
4/14/97					24	9	.0000	1.20	-	15
STUDY PER	IN-SVC	REQ	TD	FCST	HR	OFFD	BLKG	Z FAC	D/O	VAL
4/07/97					5	8	.0000	1.20	-	15
3/31/97					22	12	.0000	1.20	-	13
3/24/97					22	11	.0000	1.20	-	18
3/17/97					6	10	.0000	1.20	-	19
3/10/97					3	10	.0000	1.20	-	18
3/03/97					21	10	.0000	1.20	-	18
2/24/97					20	9	.0000	1.20	-	19
2/17/97					23	10	.0000	1.20	-	14
2/10/97					19	9	.0000	1.20	H	18
2/03/97					19	9	.0000	1.20	H	18

CMMD: SCREEN KEY(S): , ABD, 00

118

RESP:

TGSN:

M-DAY: ABD

STUDY PERIOD LOADS (SPL)

=====

TDSP CNST: 0 TDSP REC:

STUDY PER	TRUNKS			ADMINISTRATIVE HOUR						
	IN-SVC	REQ	TD	FCST	HR	OFFD	BLKG	Z FAC	D/D	VAL
8/04/97					10	4718	.0082	1.01	L	18
7/28/97					10	4445	.0036	1.09	L	17
7/21/97					10	4229	.0025	1.10	L	16
7/14/97					10	3941	.0013	1.10	L	17
7/07/97					11	3794	.0015	1.18	L	16
6/30/97					10	3763	.0002	1.00	L	18
6/23/97					15	3760	.0002	1.00	L	14
6/16/97					15	3812	.0008	1.00	L	14
6/09/97					15	3736	.0008	1.00	L	14
6/02/97					15	3726	.0009	1.00	L	14
5/26/97					15	3742	.0010	1.00	L	19
5/19/97					10	3682	.0006	1.08	L	17
5/12/97					10	3665	.0005	1.07	L	18
5/05/97					10	3641	.0005	1.07	L	19
4/28/97					15	3577	.0000	1.00	L	20
4/21/97					15	3533	.0000	1.00	L	18
4/14/97					10	3408	.0000	1.00	L	16

STUDY PER	TRUNKS			ADMINISTRATIVE HOUR						
	IN-SVC	REQ	TD	FCST	HR	OFFD	BLKG	Z FAC	D/D	VAL
4/07/97					10	3332	.0000	1.00	L	16
3/31/97					10	3334	.0000	1.00	L	13
3/24/97					10	3317	.0000	1.00	L	13
3/17/97					10	3264	.0000	1.00	-	12
3/10/97					15	3275	.0000	1.00	L	13
3/03/97					10	3279	.0000	1.00	L	11
2/24/97					10	3299	.0000	1.00	L	13
2/17/97					10	3298	.0000	1.00	L	14
2/10/97					15	3229	.0000	1.00	L	20
2/03/97					15	3240	.0000	1.00	L	20

=====

CMMD: SCREEN KEY(S): ABD,00

=====

119

RESP:
TGSN:
M-DAY: ABD

DEMAND SERVICING SYSTEM V7.03
STUDY PERIOD LOADS (SPL)

DATE: 08/20/9

TDSP CNST: 0 TDSP REC:

STUDY PER	TRUNKS				ADMINISTRATIVE HOUR					
	IN-SVC	REQ	TD	FCST	HR	OFFD	BLKG	Z FAC	D/D	VAL
8/04/97					15	6139	.0017	1.00	L	1
7/28/97					10	6191	.0011	1.00	L	1
7/21/97					10	6127	.0008	1.01	L	1
7/14/97					10	5974	.0008	1.01	L	1
□ 7/07/97					10	5956	.0007	1.01	L	18
□ 6/30/97					10	5861	.0001	1.01	L	19
□ 6/23/97					10	5794	.0000	1.00	L	20
□ 6/16/97					10	5841	.0004	1.19	L	19
□ 6/09/97					15	5868	.0008	1.00	L	17
□ 6/02/97					15	5896	.0008	1.00	L	17
□ 5/26/97					15	5843	.0008	1.00	L	19
□ 5/19/97					15	5721	.0000	1.00	L	20
□ 5/12/97					15	5687	.0000	1.00	L	20
□ 5/05/97					16	5631	.0014	1.26	L	20
□ 4/28/97					16	5632	.0015	1.26	L	20
□ 4/21/97					16	5617	.0016	1.29	L	18
□ 4/14/97					16	5470	.0015	1.30	L	18
□ 4/07/97					10	5541	.0000	1.00	L	18
□ 3/31/97					10	5669	.0000	1.00	L	17
□ 3/24/97					10	5708	.0000	1.00	L	19
□ 3/17/97					10	5672	.0001	1.00	L	19
□ 3/10/97					10	5614	.0001	1.00	L	19
□ 3/03/97					10	5507	.0002	1.00	L	20
□ 2/24/97					16	5420	.0000	1.00	L	19
□ 2/17/97					16	5411	.0000	1.00	L	19
□ 2/10/97					16	5468	.0000	1.00	L	19
□ 2/03/97					16	5464	.0000	1.00	L	19

□ CMMD:	SCREEN KEY(S):				,ABD,00					

120

RESP:
TGSN:
M-DAY: ABD

DEMAND SERVICING SYSTEM V7.03

DATE: 08/20/9

STUDY PERIOD LOADS (SPL)

TDSP CNST: 0 TDSP REC:

STUDY PER	TRUNKS			ADMINISTRATIVE HOUR						
	IN-SVC	REQ	TD	FCST	HR	OFFD	BLKG	Z FAC	D/D	VAL
8/04/97					16	7013	.0242	1.29	L	1
7/28/97					16	6833	.0157	1.28	L	1
7/21/97					11	6853	.0146	1.00	L	1
7/14/97					11	6789	.0125	1.00	L	1
7/07/97					11	6690	.0082	1.01	L	16
6/30/97					11	6603	.0045	1.00	L	17
6/23/97					10	6092	.0031	1.00	H	17
6/16/97					11	6482	.0016	1.02	-	16
6/09/97					10	6501	.0030	1.00	L	14
6/02/97					10	6438	.0029	1.00	L	14
5/26/97					10	6348	.0025	1.00	L	15
5/19/97					16	6322	.0006	1.00	L	19
5/12/97					16	6413	.0017	1.00	L	17
5/05/97					16	6313	.0014	1.00	L	15
4/28/97					16	6350	.0021	1.00	L	10
4/21/97					16	6207	.0023	1.00	L	9
4/14/97					16	6028	.0004	1.00	L	11
4/07/97					16	6128	.0003	1.00	L	13
3/31/97					16	6198	.0015	1.00	L	17
3/24/97					10	6257	.0013	1.14	L	18
3/17/97					16	6377	.0025	1.01	L	16
3/10/97					16	6374	.0022	1.01	-	16
3/03/97					16	6269	.0009	1.01	L	17
2/24/97					16	6258	.0005	1.01	L	18
2/17/97					16	6281	.0008	1.00	L	19
2/10/97					16	6309	.0021	1.00	L	19
2/03/97					16	6374	.0022	1.00	L	19

=====

CMMD: SCREEN KEY(S): ABD,00

=====

121

RESP:
TGSN:
M-DAY: ABD

DEMAND SERVICING SYSTEM V7.03

DATE: 08/20/97

STUDY PERIOD LOADS (SPL)

TDSP CNST: 0 TDSP REC:

STUDY PER	TRUNKS			ADMINISTRATIVE HOUR						
	IN-SVC	REQ	TD	FCST	HR	OFFD	BLKG	Z FAC	D/D	VAL
8/04/97					14	335	.0000	1.20	-	1
7/28/97					14	330	.0000	1.20	-	1
7/21/97					13	326	.0000	1.20	-	1
7/14/97					12	330	.0000	1.20	-	1
6/30/97					12	340	.0000	1.20	-	18
6/23/97					12	334	.0000	1.20	-	18
6/16/97					15	335	.0000	1.20	-	14
6/09/97					12	333	.0000	1.20	-	18
6/02/97					21	326	.0000	1.20	-	17
5/26/97					22	321	.0000	1.20	-	17
5/19/97					22	322	.0000	1.20	-	17
5/12/97					22	323	.0000	1.20	-	16
5/05/97					22	323	.0000	1.20	-	12
4/28/97					23	335	.0000	1.20	-	6
4/21/97					17	362	.0000	1.20	-	3
4/14/97					18	344	.0000	1.20	-	8

=====

RESP: DEMAND SERVICING SYSTEM V7.03 DATE: 08/19/97
TGSN:
M-DAY: ABD STUDY PERIOD LOADS (SPL)

=====

TDSP CNST: 0 TDSP REC:

STUDY PER	TRUNKS			ADMINISTRATIVE HOUR						
	IN-SVC	REQ	TD	FCST	HR	OFFD	BLKG	Z FAC	D/D	VAL
4/07/97					24	327	.0000	1.20	-	14
3/31/97					18	326	.0000	1.20	-	13
3/24/97					24	328	.0000	1.20	-	17
3/17/97					24	324	.0000	1.20	-	16
3/10/97					22	320	.0000	1.20	-	17
3/03/97					21	309	.0000	1.20	-	17
2/24/97					13	299	.0000	1.20	-	18
2/17/97					15	312	.0000	1.20	-	19
2/10/97					15	321	.0000	1.20	-	20
2/03/97					15	314	.0000	1.20	-	20

=====

CMMD: SCREEN KEY(S): , ABD, 00

122

RESP:
TGSN:
M-DAY: ABD

DEMAND SERVICING SYSTEM V7.03

DATE: 08/20/9

STUDY PERIOD LOADS (SPL)

TOSP CNST: 0 TOSP REC:

STUDY PER	TRUNKS			ADMINISTRATIVE HOUR					
	IN-SVC	REQ	TD	FCST	HR	OFFD	BLKG	Z FAC	D/D VAL
8/04/97					20	8769	.0000	1.00	M 1
7/28/97					20	8590	.0000	1.00	M 2
7/21/97					20	8494	.0000	1.00	M 1
7/14/97					20	8674	.0000	1.00	L 1
7/07/97					20	8668	.0000	1.00	M 19
6/30/97					20	8985	.0000	1.00	L 19
6/23/97					20	9210	.0000	1.00	L 20
6/16/97					20	9446	.0000	1.00	L 19

STUDY PER	TRUNKS			ADMINISTRATIVE HOUR					
IN-SVC	REQ	TD	FCST	HR	OFFD	BLKG	Z FAC	D/D VAL	
6/09/97					20	9635	.0000	1.00	L 19
6/02/97					20	9677	.0000	1.00	L 19
5/26/97					20	9752	.0000	1.00	L 19
5/19/97					20	9669	.0000	1.00	L 20
5/12/97					20	9724	.0000	1.00	L 20
5/05/97					20	9949	.0000	1.00	L 20
4/28/97					20	10024	.0000	1.00	L 20
4/21/97					20	10150	.0003	1.00	L 18
4/14/97					20	9874	.0003	1.00	M 18

STUDY PER	TRUNKS			ADMINISTRATIVE HOUR					
IN-SVC	REQ	TD	FCST	HR	OFFD	BLKG	Z FAC	D/D VAL	
4/07/97					20	9793	.0003	1.00	M 18
3/31/97					20	9774	.0003	1.00	M 17
3/24/97					19	9818	.0000	1.00	L 19
3/17/97					19	10257	.0000	1.00	L 19
3/10/97					19	10223	.0000	1.00	L 19
3/03/97					19	10228	.0000	1.00	L 20
2/24/97					19	10248	.0000	1.00	L 19
2/17/97					19	10153	.0000	1.00	L 19
2/10/97					20	10026	.0001	1.00	M 19
2/03/97					19	10366	.0001	1.00	L 18

=====

CMMD: SCREEN KEY(S): ABD,00

=====

123

RESP:
TGSN:
M-DAY: ABD

DEMAND SERVICING SYSTEM V7.03

DATE: 08/20/97

STUDY PERIOD LOADS (SPL)

TDSP CNST: 0 TDSP REC:

STUDY PER	TRUNKS				ADMINISTRATIVE HOUR				
	IN-SVC	REQ	TD	FCST	HR	OFFD	BLKG	Z FAC	D/D VAL
8/04/97					16	10409	.0000	1.00	L 1
7/28/97					16	10456	.0000	1.00	L 1
7/21/97					16	10489	.0000	1.00	L 1
7/14/97					16	10379	.0000	1.00	L 1
7/07/97					16	10416	.0000	1.00	L 19
6/30/97					16	10557	.0000	1.00	L 19
6/23/97					20	10449	.0009	1.00	M 15
6/16/97					16	10995	.0012	1.00	L 18
STUDY PER	TRUNKS				ADMINISTRATIVE HOUR				
IN-SVC	REQ	TD	FCST	HR	OFFD	BLKG	Z FAC	D/D VAL	
6/09/97				16	11093	.0025	1.00	L 18	
6/02/97				16	11093	.0027	1.00	L 18	
5/26/97				16	10995	.0025	1.00	L 19	
5/19/97				16	10936	.0020	1.00	L 19	
5/12/97				16	11090	.0025	1.00	L 19	
5/05/97				16	11216	.0069	1.00	L 19	
4/28/97				16	11311	.0065	1.00	L 19	
4/21/97				20	11366	.0132	1.00	L 12	
4/14/97				20	11177	.0113	1.00	L 14	
STUDY PER	TRUNKS				ADMINISTRATIVE HOUR				
IN-SVC	REQ	TD	FCST	HR	OFFD	BLKG	Z FAC	D/D VAL	
4/07/97				20	10871	.0083	1.00	L 14	
3/31/97				20	10916	.0128	1.00	M 13	
3/24/97				20	11038	.0241	2.00	M 17	
3/17/97				20	11046	.0274	2.06	M 16	
3/10/97				20	10979	.0288	2.01	M 17	
3/03/97				20	10698	.0292	1.98	M 18	
2/24/97				19	10685	.0214	1.82	L 18	
2/17/97				16	10664	.0109	1.42	L 20	
2/10/97				16	10611	.0104	1.42	L 20	
2/03/97				16	10545	.0092	1.42	L 20	

CMMD: SCREEN KEY(S): ABD,00

124

RESP:
TGSN:
M-DAY: ABD

DEMAND SERVICING SYSTEM V7.03

DATE: 08/20/9

STUDY PERIOD LOADS (SPL)

TDSP CNST: 0 TDSP REC:

STUDY PER	TRUNKS			ADMINISTRATIVE HOUR				D/D	VA	
	IN-SVC	REQ	TD	FCST	HR	OFFD	BLKG			Z FAC
8/04/97					20	2822	.0000	1.00	L	1
7/28/97					20	2817	.0000	1.00	L	2
7/21/97					20	2822	.0000	1.00	L	1
7/14/97					20	2828	.0000	1.00	L	1
7/07/97					20	2791	.0000	1.00	L	1
6/30/97					20	2876	.0000	1.00	L	19
6/23/97					20	2935	.0000	1.00	L	20
6/16/97					20	3006	.0000	1.00	L	19
6/09/97					20	3030	.0000	1.00	L	19
6/02/97					20	3021	.0000	1.00	L	19
5/26/97					20	3022	.0000	1.00	L	19
5/19/97					20	3046	.0000	1.00	L	20
5/12/97					20	3137	.0000	1.00	L	20
5/05/97					20	3199	.0000	1.00	L	20
4/28/97					20	3221	.0000	1.00	L	20
4/21/97					20	3203	.0000	1.00	L	18
4/14/97					20	3156	.0000	1.00	L	18
4/07/97					20	3185	.0000	1.00	L	18
3/31/97					20	3162	.0000	1.00	L	17
3/24/97					20	3152	.0000	1.00	L	18
3/17/97					20	3164	.0000	1.00	L	18
3/10/97					19	3147	.0000	1.00	L	19
3/03/97					20	3164	.0000	1.00	L	19
2/24/97					20	3182	.0000	1.00	L	19
2/17/97					20	3163	.0000	1.00	L	19
2/10/97					20	3137	.0000	1.00	L	19
2/03/97					19	3135	.0000	1.00	L	18

=====

CMMD: SCREEN KEY(S): ABD,00

=====

125

RESP:
TGSN:
M-DAY: ABD

DEMAND SERVICING SYSTEM V7.03

DATE: 08/20/97

STUDY PERIOD LOADS (SPL)

TDSP CNST: 0 TDSP REC:

STUDY PER	TRUNKS			ADMINISTRATIVE HOUR						
	IN-SVC	REQ	TD	FCST	HR	OFFD	BLKG	Z FAC	D/D	VAL
8/04/97					16	23653	.0000	1.00	L	1
7/28/97					16	23986	.0000	1.00	L	1
7/21/97					16	23701	.0000	1.00	L	1
7/14/97					16	23586	.0000	1.00	L	1
7/07/97					16	23466	.0000	1.00	L	1
6/30/97					16	23203	.0000	1.00	L	19
6/23/97					16	23448	.0001	1.00	L	19
6/16/97					16	23701	.0001	1.00	L	18
6/09/97					16	23858	.0001	1.00	L	18
6/02/97					16	23961	.0001	1.00	L	18
5/26/97					16	23841	.0000	1.00	L	19
5/19/97					16	23817	.0042	1.26	L	19
5/12/97					16	24149	.0109	2.05	L	17
5/05/97					16	24547	.0188	3.15	L	15
4/28/97					16	24977	.0651	4.17	L	10
4/21/97					16	24668	.0551	4.03	L	9
4/14/97					16	23393	.0245	2.39	L	11

=====

RESP: DEMAND SERVICING SYSTEM V7.03 DATE: 08/19/97
TGSN:
M-DAY: ABD STUDY PERIOD LOADS (SPL)

=====

TDSP CNST: 0 TDSP REC:

STUDY PER	TRUNKS			ADMINISTRATIVE HOUR						
	IN-SVC	REQ	TD	FCST	HR	OFFD	BLKG	Z FAC	D/D	VAL
4/07/97					16	22855	.0023	1.00	L	13
3/31/97					16	22851	.0020	1.00	L	17
3/24/97					16	23294	.0069	1.00	L	17
3/17/97					16	23233	.0083	1.19	L	16
3/10/97					16	22773	.0081	1.20	L	16
3/03/97					16	22326	.0229	1.19	L	17
2/24/97					16	21677	.0045	1.14	L	18
2/17/97					16	21703	.0097	1.00	L	19
2/10/97					16	21607	.0092	1.00	L	19
2/03/97					16	21637	.0085	1.00	L	19

CMMD: SCREEN KEY(S): ABD

126

RESP:
TGSN:
M-DAY: ABD

DEMAND SERVICING SYSTEM V7.03
STUDY PERIOD LOADS (SPL)

DATE: 08/20/97

TDSP CNST: 0 TDSP REC:

STUDY PER	TRUNKS				ADMINISTRATIVE HOUR				
	IN-SVC	REQ	TD	FCST	HR	OFFD	BLKG	Z FAC	D/D VAL
8/04/97					16	13403	.0000	1.00	L 1
7/28/97					16	13343	.0000	1.00	L 1
7/21/97					16	13255	.0000	1.00	L 1
7/14/97					16	13273	.0000	1.00	L 1
7/07/97					16	13220	.0000	1.00	L 1
6/30/97					15	13104	.0000	1.00	L 17
6/23/97					16	13314	.0000	1.00	L 17
6/16/97					16	13751	.0000	1.00	L 16
STUDY PER	TRUNKS				ADMINISTRATIVE HOUR				
			TD	FCST	HR	OFFD	BLKG	Z FAC	D/D VAL
6/09/97					16	14110	.0000	1.00	L 16
6/02/97					16	15018	.0000	1.00	L 17
5/26/97					16	15470	.0000	1.00	L 17
5/19/97					16	15759	.0039	2.40	L 18
5/12/97					16	16146	.0037	2.30	- 19
5/05/97					16	16174	.0037	2.29	- 19
4/28/97					16	16104	.0037	2.30	- 19
4/21/97					16	16134	.0000	1.00	- 17
4/14/97					16	15934	.0000	1.00	L 16
STUDY PER	TRUNKS				ADMINISTRATIVE HOUR				
	IN-SVC	REQ	TD	FCST	HR	OFFD	BLKG	Z FAC	D/D VAL
4/07/97					16	15836	.0000	1.00	L 16
3/31/97					16	15780	.0000	1.00	L 16
3/24/97					16	15682	.0000	1.00	L 16
3/17/97					16	16073	.0007	1.00	L 16
3/10/97					16	16125	.0007	1.00	L 16
3/03/97					16	16351	.0007	1.00	L 16
2/24/97					16	16616	.0008	1.00	L 16
2/17/97					16	16373	.0002	1.00	L 16
2/10/97					16	16463	.0002	1.00	L 16
2/03/97					16	15443	.0001	1.00	L 16

===== SCREEN KEY(S): ABD,00 =====

RESP:

DEMAND SERVICING SYSTEM V7.03

DATE: 08/20/97

TGSN:

M-DAY: ABD

STUDY PERIOD LOADS (SPL)

TDSP CNST: 0 TDSP REC:

STUDY PER	TRUNKS				ADMINISTRATIVE HOUR					
	IN-SVC	REQ	TD	FCST	HR	OFFD	BLKG	Z FAC	D/D	VAL
8/04/97					16	1026	.0001	1.66	-	18
7/28/97					10	1004	.0000	1.00	-	16
7/21/97					15	1010	.0001	1.68	-	19
7/14/97					16	1016	.0001	1.85	-	19
7/07/97					11	1045	.0003	2.14	-	17
6/30/97					11	1037	.0003	2.15	-	17
6/23/97					10	1051	.0000	1.55	-	18
6/16/97					10	1056	.0002	2.45	-	17
6/09/97					10	1057	.0002	2.64	-	15
6/02/97					10	1031	.0003	3.03	-	17

STUDY PER	TRUNKS				ADMINISTRATIVE HOUR					
	IN-SVC	REQ	TD	FCST	HR	OFFD	BLKG	Z FAC	D/D	VAL
5/26/97					16	1017	.0006	2.92	L	17
5/19/97					16	1026	.0006	2.18	L	18
5/12/97					10	971	.0006	3.34	-	19
5/05/97					16	1043	.0001	1.95	-	19
4/28/97					16	1055	.0001	1.94	-	19
4/21/97					16	1072	.0004	2.77	-	17
4/14/97					16	1071	.0007	3.85	-	16
4/07/97					16	1097	.0010	3.84	-	15
3/31/97					15	1049	.0024	5.60	-	11
3/24/97					15	1050	.0018	4.37	-	15
3/17/97					15	1047	.0018	4.31	-	15
3/10/97					11	1048	.0008	4.60	L	18
3/03/97					14	994	.0008	3.30	L	16
2/24/97					9	999	.0007	3.25	L	18
2/17/97					9	999	.0007	2.39	-	17
2/10/97					9	1017	.0009	2.79	-	13
2/03/97					10	1036	.0024	2.88	-	13

128

RESP:
TGSN:
M-DAY: ABD

STUDY PERIOD LOADS (SPL)

DSP CNST: U TDSP REC:

TRUNKS					ADMINISTRATIVE HOUR				
STUDY PER	IN-SVC	REQ	TD	FCST	HR	OFFD	BLKG	Z FAC	D/D VAL
8/04/97					11	507	.0000	1.00	17
7/28/97					16	480	.0000	1.00	19
7/21/97					16	449	.0000	1.00	L 19
7/14/97					11	442	.0000	1.00	16
7/07/97					11	417	.0000	1.00	17
6/30/97					11	406	.0000	1.00	17
6/23/97					17	391	.0000	1.00	L 18
6/16/97					18	374	.0000	1.00	L 17
6/09/97					18	381	.0000	1.00	L 16
6/02/97					16	375	.0000	1.00	L 17
STUDY PER	IN-SVC	REQ	TD	FCST	HR	OFFD	BLKG	Z FAC	D/D VAL
5/26/97					7	380	.0000	1.00	17
5/19/97					4	296	.0271	2.67	18
5/12/97					4	292	.0271	2.70	18
5/05/97					4	295	.0256	2.59	19
4/28/97					4	319	.0256	2.47	L 19
4/21/97					9	408	.0000	1.00	17
4/14/97					8	417	.0000	1.00	16
4/07/97					8	445	.0000	1.00	15
3/31/97					12	468	.0000	1.00	14
3/24/97					14	477	.0000	1.00	15
3/17/97					14	485	.0000	1.00	15
3/10/97					13	476	.0000	1.00	16
3/03/97					13	468	.0000	1.00	18
2/24/97					13	474	.0000	1.00	18
2/17/97					13	472	.0000	1.00	19
2/10/97					2	416	.0087	1.59	L 18
2/03/97					13	446	.0000	1.00	L 14
1/13/97					17	407	.0000	1.00	L 13
1/06/97					7	377	.0000	1.00	8

CMMD: SCREEN KEY(S): ABD

129

TDSP CNST: 0 TDSP REC:

STUDY PER	TRUNKS			ADMINISTRATIVE HOUR							
	IN-SVC	REQ	TD	FCST	HR	OFFD	BLKG	Z	FAC	D/D	VAL
8/04/97					16	11931	.0000		1.00	L	14
7/28/97					16	11901	.0000		1.00	L	15
7/21/97					16	11839	.0000		1.00	L	14
7/14/97					15	11738	.0000		1.00	L	18
7/07/97					15	11698	.0000		1.00	L	18
6/30/97					16	11729	.0000		1.00	L	18
6/23/97					16	11777	.0000		1.00	L	18
6/16/97					16	11823	.0000		1.00	L	18
6/09/97					16	11859	.0000		1.00	L	18
6/02/97					16	11732	.0000		1.00	L	18
5/26/97					16	11720	.0000		1.00	L	19
5/19/97					16	11743	.0000		1.00	L	19
5/12/97					16	11770	.0000		1.00	L	19
5/05/97					16	11809	.0003		1.00	L	19
4/28/97					16	11744	.0003		1.00	L	19
4/21/97					16	11556	.0004		1.00	L	18
4/14/97					16	11334	.0004		1.00	L	18
4/07/97					16	11065	.0000		1.00	L	18
3/31/97					16	10901	.0000		1.00	L	17
3/24/97					16	10961	.0000		1.00	L	17
3/17/97					16	10990	.0000		1.00	L	17
3/10/97					16	10946	.0000		1.00	L	17
3/03/97					16	10897	.0000		1.00	L	18
2/24/97					16	10871	.0000		1.00	L	20
2/17/97					16	11004	.0000		1.00	L	20
2/10/97					16	11008	.0000		1.00	L	20
2/03/97					16	11157	.0000		1.00	L	20

CMMD: SCREEN KEY(S): , ABD, 00

130

=====

RESP: DEMAND SERVICING SYSTEM V7.03 DATE: 08/19/97

TGSN:

M-DAY: ABD STUDY PERIOD LOADS (SPL)

=====

***** TDSP CNST: ***** -TDSP REC: *****

STUDY PER	IN-SVC	REQ	TRUNKS	TD	FCST	HR	OFFD	BLKG	Z	FAC	D/O	VAL

=====

CMMD: I SCREEN KEY(S): ABD,00

DEMAND SERVICING SYSTEM V7.03 DATE: 08/19/97

RESP: ****

TGSN:

M-DAY: ABD

STUDY PERIOD LOADS (SPL)

***** TOSP CNST: ***** TOSP REC: *****

STUDY PER	IN-SVC	REQ	TRUNKS	TD	FCST	HR	OFFD	BLKG	ADMINISTRATIVE HOUR	2 FAC	O/O VAL

CMMO: I SCREEN KEY(S): ,ABD,00

DS140 - No data exists for this TGSN and the specified M-DAY.

132

=====

RESP: **** DEMAND SERVICING SYSTEM V7.03 DATE: 08/19/97

TGSN:

M-DAY: ABD STUDY PERIOD LOADS (SPL)

=====

***** TDSP CNST: ***** TDSP REC: *****

STUDY PER	IN-SVC	REQ	TRUNKS	TD	FCST	HR	OFFD	BLKG	Z	FAC	D/D	VAL

----- ADMINISTRATIVE HOUR -----

CMMD: I SCREEN KEY(S): ABD,00

DS140 - No data exists for this TGSN and the specified M-DAY.

133

**INDEPENDENT TRUNK GROUPS
PANAMA CITY AREA**

134

RESP: DEMAND SERVICING SYSTEM V7.03

DATE: 08/20/97

TGSN:

M-DAY: ABD

STUDY PERIOD LOADS (SPL)

=====

TDSP CNST: 0 TDSP REC:

STUDY PER	TRUNKS			ADMINISTRATIVE HOUR						
	IN-SVC	REQ	TD	FCST	HR	OFFD	BLKG	Z FAC	D/D	VAL
8/04/97					22	3241	.0000	1.00	L	17
7/28/97					21	3346	.0000	1.00	L	12
7/21/97					21	3417	.0000	1.00	L	12
7/14/97					21	3477	.0000	1.00	L	12
7/07/97					21	3440	.0000	1.00	L	15
6/30/97					21	3343	.0000	1.00	L	14
6/23/97					21	3350	.0000	1.00	L	13
6/16/97					21	3276	.0000	1.00	L	12
6/09/97					21	3295	.0000	1.00	L	14
6/02/97					21	3201	.0000	1.00	M	16
5/26/97					21	3184	.0000	1.00	M	17
5/19/97					21	3231	.0076	1.00	M	18
5/12/97					21	3189	.0145	1.39	M	18
5/05/97					21	3462	.0345	2.78	M	17

STUDY PER	TRUNKS			ADMINISTRATIVE HOUR						
	IN-SVC	REQ	TD	FCST	HR	OFFD	BLKG	Z FAC	D/D	VAL
4/28/97					21	3442	.1223	3.12	M	18
4/21/97					21	3464	.1419	3.71	H	14
4/14/97					21	3358	.1220	3.54	H	14
4/07/97					21	3125	.0718	2.19	L	15
3/31/97					21	3001	.0451	1.69	L	14
3/24/97					21	2990	.0379	1.51	L	19
3/17/97					21	3022	.0338	1.33	L	19
3/10/97					20	2943	.0196	1.00	L	18
3/03/97					20	2871	.0155	1.00	L	19
2/24/97					21	2744	.0104	1.07	L	20

STUDY PER	TRUNKS			ADMINISTRATIVE HOUR						
	IN-SVC	REQ	TD	FCST	HR	OFFD	BLKG	Z FAC	D/D	VAL
2/17/97					20	2665	.0062	1.00	L	19
2/10/97					20	2593	.0012	1.00	L	19
2/03/97					20	2551	.0005	1.00	L	18
1/27/97					20	2599	.0006	1.00	L	14
1/20/97					20	2363	.0001	1.00	M	13
1/13/97					20	1952	.0000	1.00	H	12
1/06/97					20	1789	.0000	1.00	M	11
12/30/96					20	1789	.0000	1.00	M	11
12/23/96					20	1835	.0000	1.00	M	11
12/16/96					19	1890	.0000	1.00	M	12

=====

CMMD: SCREEN KEY(S): ABD

135

■ RESP: DEMAND SERVICING SYSTEM V7.03 DATE: 08/20/97
 ■ TGSN:
 ■ M-DAY: ABD STUDY PERIOD LOADS (SPL)

TDSP CNST: 0 TDSP REC:

STUDY PER	TRUNKS				ADMINISTRATIVE HOUR					
	IN-SVC	REQ	TD	FCST	HR	OFFD	BLKG	Z FAC	D/D	VAL
8/04/97					21	3035	.0000	1.00	L	8
7/28/97					22	3095	.0000	1.00	L	18
7/21/97					22	3093	.0000	1.00	L	17
7/14/97					22	3000	.0000	1.00	L	17
7/07/97					22	2985	.0000	1.00	M	18
6/30/97					22	2943	.0000	1.00	M	18
6/23/97					21	3003	.0000	1.00	L	15
6/16/97					21	3060	.0000	1.00	L	14
6/09/97					21	3220	.0000	1.00	M	16
6/02/97					21	3357	.0007	1.00	M	17
5/26/97					21	3468	.0007	1.00	M	17
5/19/97					21	3492	.0007	1.00	M	18
5/12/97					21	3505	.0007	1.00	L	18
5/05/97					21	3562	.0000	1.00	L	16

STUDY PER	TRUNKS				ADMINISTRATIVE HOUR					
	IN-SVC	REQ	TD	FCST	HR	OFFD	BLKG	Z FAC	D/D	VAL
4/28/97					21	3485	.0000	1.00	L	17
4/21/97					21	3516	.0000	1.00	L	13
4/14/97					21	3515	.0000	1.00	L	8
4/07/97					21	3453	.0000	1.00	L	9
3/31/97					21	3545	.0000	1.00	M	8
3/24/97					21	3566	.0000	1.00	M	13
3/17/97					21	3504	.0000	1.00	M	18
3/10/97					21	3411	.0000	1.00	M	17
3/03/97					21	3394	.0000	1.00	M	17
2/24/97					21	3307	.0000	1.00	M	17

CHPLFLJADSO MRNNFLXADSO 77DF55IE TDSP CNST: 0 TDSP REC:

STUDY PER	TRUNKS				ADMINISTRATIVE HOUR					
	IN-SVC	REQ	TD	FCST	HR	OFFD	BLKG	Z FAC	D/D	VAL
2/17/97					21	3241	.0000	1.00	M	17
2/10/97					21	3235	.0000	1.00	L	19
2/03/97					20	3238	.0000	1.00	L	18
1/27/97					20	3295	.0000	1.00	L	14
1/20/97					20	3139	.0000	1.00	M	13
1/13/97					20	2849	.0000	1.00	M	12
1/06/97					20	2782	.0000	1.00	M	12
12/30/96					20	2737	.0000	1.00	M	17
12/23/96					20	2851	.0000	1.00	M	18
12/02/96					20	2952	.0000	1.00	L	18

■ CMMD: SCREEN KEY(S): ABD
 ■

136

DEMAND SERVICING SYSTEM V7.03
 DATE: 08/20/97
 STUDY PERIOD LOADS (SPL)

TDSP CNST: 0 TDSP REC:

STUDY PER	TRUNKS			ADMINISTRATIVE HOUR							
	IN-SVC	REQ	TD	FCST	HR	OFFD	BLKG	Z	FAC	D/D	VAL
8/04/97					9	1114	.0000		1.00	-	17
7/28/97					9	1117	.0000		1.00	-	16
7/21/97					9	1153	.0000		1.00	-	15
7/14/97					9	1154	.0000		1.00	-	17
7/07/97					10	1154	.0000		1.00	-	16
6/30/97					10	1165	.0000		1.00	-	15
6/23/97					10	1143	.0000		1.00	L	15
6/16/97					10	1085	.0000		1.00	-	14
6/09/97					10	1052	.0000		1.00	L	16
6/02/97					10	1038	.0000		1.00	-	18
5/26/97					9	1045	.0000		1.00	L	15
5/19/97					9	1054	.0000		1.00	L	17
5/12/97					9	1098	.0000		1.00	-	18
5/05/97					9	1127	.0000		1.00	-	19

STUDY PER	TRUNKS			ADMINISTRATIVE HOUR							
	IN-SVC	REQ	TD	FCST	HR	OFFD	BLKG	Z	FAC	D/D	VAL
4/28/97					9	1118	.0000		1.00	-	19
4/21/97					9	1116	.0000		1.00	-	17
4/14/97					9	1116	.0068		3.54	-	17
4/07/97					9	1123	.0068		3.53	-	17
3/31/97					9	1142	.0068		3.48	-	17
3/24/97					9	1146	.0061		3.21	-	19
3/17/97					9	1156	.0000		1.00	-	19
3/10/97					9	1132	.0000		1.00	L	19
3/03/97					9	1116	.0000		1.00	L	20
2/24/97					9	1124	.0000		1.00	L	20

STUDY PER	TRUNKS			ADMINISTRATIVE HOUR							
	IN-SVC	REQ	TD	FCST	HR	OFFD	BLKG	Z	FAC	D/D	VAL
2/17/97					9	1108	.0000		1.00	-	20
2/10/97					9	1108	.0000		1.00	-	19
2/03/97					19	1143	.0000		1.00	M	18
1/27/97					19	1139	.0000		1.00	M	14
1/20/97					9	1278	.0000		1.00	M	12
1/13/97					9	1401	.0000		1.00	L	12
1/06/97					9	1483	.0000		1.00	L	8
12/30/96					9	1483	.0000		1.00	L	8
12/23/96					9	1408	.0003		1.14	L	9
12/16/96					19	1338	.0000		1.00	M	12

CMMD: SCREEN KEY(S): ,ABD

RESP: DEMAND SERVICING SYSTEM V7.03 DATE: 08/20/97

TGSN: STUDY PERIOD LOADS (SPL)

AM-DAY: ABD

TDSP CNST: 0 TDSP REC:

Table with columns: STUDY PER, IN-SVC, REQ, TD, FCST, HR, OFFD, BLKG, Z FAC, D/O VAL. It lists study periods from 12/16/96 to 8/04/97 with associated trunk and administrative hour data.

CMMD: SCREEN KEY(S): , ABD

RESP: DEMAND SERVICING SYSTEM V7.03
TGSN: DATE: 08/20/97
M-DAY: ABD

STUDY PERIOD LOADS (SPL)

HAVNFLMADSO QNCYFLXADSO 77DF55IE TDSP CNST: 0 TDSP REC:

STUDY PER	TRUNKS				ADMINISTRATIVE HOUR					
	IN-SVC	REQ	TD	FCST	HR	OFFD	BLKG	Z FAC	D/D	VAL
8/04/97					22	1755	.0000	1.00	L	19
7/28/97					22	1742	.0000	1.00	L	20
7/21/97					22	1745	.0000	1.00	L	19
7/14/97					22	1764	.0000	1.00	L	19
7/07/97					22	1806	.0000	1.00	L	19
6/30/97					22	1826	.0000	1.00	L	19
6/23/97					22	1811	.0000	1.00	L	20
6/16/97					22	1813	.0000	1.00	M	19
6/09/97					22	1777	.0000	1.00	M	19
6/02/97					22	1807	.0000	1.00	M	19
5/26/97					22	1871	.0000	1.00	M	19
5/19/97					22	1897	.0000	1.00	M	20
5/12/97					22	1998	.0000	1.00	L	20
5/05/97					22	2024	.0000	1.00	L	20

STUDY PER	TRUNKS				ADMINISTRATIVE HOUR					
	IN-SVC	REQ	TD	FCST	HR	OFFD	BLKG	Z FAC	D/D	VAL
4/28/97					22	2035	.0000	1.00	L	20
4/21/97					22	1980	.0000	1.00	L	18
4/14/97					22	1949	.0000	1.00	L	18
4/07/97					22	1939	.0000	1.00	L	18
3/31/97					21	1935	.0000	1.00	M	17
3/24/97					21	2012	.0000	1.00	L	18
3/17/97					21	1967	.0000	1.00	L	18
3/10/97					21	1929	.0000	1.00	L	18
3/03/97					21	1934	.0000	1.00	L	19
2/24/97					21	1884	.0000	1.00	L	19

STUDY PER	TRUNKS				ADMINISTRATIVE HOUR					
	IN-SVC	REQ	TD	FCST	HR	OFFD	BLKG	Z FAC	D/D	VAL
2/17/97					21	1903	.0000	1.00	M	19
2/10/97					21	1948	.0000	1.00	L	19
2/03/97					21	1929	.0000	1.00	M	18
1/27/97					21	1973	.0000	1.00	L	14
1/20/97					21	1864	.0000	1.00	M	13
1/13/97					21	1747	.0000	1.00	M	12
1/06/97					21	1781	.0000	1.00	L	11
12/30/96					21	1800	.0000	1.00	L	15
12/23/96					21	1827	.0000	1.00	L	16
12/16/96					21	1917	.0000	1.00	M	17

CMMD: SCREEN KEY(S): ABD

RESP: DEMAND SERVICING SYSTEM V7.03 DATE: 08/20/97
TGSN:
M-DAY: ABD STUDY PERIOD LOADS (SPL)

TDSP CNST: 0 TDSP REC:

STUDY PER	IN-SVC	REQ	TD	FCST	HR	OFFD	BLKG	Z FAC	D/D	VAL
8/04/97					11	271	.0002	3.24	-	20
7/28/97					11	279	.0003	3.29	-	19
7/21/97					21	355	.0000	1.00	H	12
7/14/97					21	381	.0000	1.00	H	12
7/07/97					15	270	.0033	4.00	H	18
6/30/97					15	271	.0035	4.17	H	17
6/23/97					15	284	.0046	4.95	H	13
6/16/97					15	269	.0046	5.17	H	13
6/09/97					21	375	.0000	1.00	M	14
6/02/97					21	385	.0000	1.00	M	16
5/26/97					21	393	.0000	1.00	M	17
5/19/97					21	401	.0000	1.00	M	19
5/12/97					21	418	.0000	1.00	L	19
5/05/97					21	438	.0000	1.00	L	18
4/28/97					21	435	.0000	1.00	L	19
4/21/97					21	443	.0000	1.00	L	14
4/14/97					21	449	.0000	1.00	L	14
4/07/97					21	444	.0000	1.00	L	15
3/31/97					20	447	.0000	1.00	L	17
3/24/97					20	466	.0000	1.00	L	18
3/17/97					20	452	.0000	1.00	L	18
3/10/97					20	433	.0000	1.00	L	18
3/03/97					19	413	.0000	1.00	-	20
2/24/97					19	422	.0000	1.00	L	19
2/17/97					19	417	.0000	1.00	L	19
2/10/97					19	399	.0000	1.00	L	19
2/03/97					20	416	.0000	1.00	L	18
1/27/97					20	427	.0000	1.00	M	14
1/20/97					20	391	.0000	1.00	L	13
1/13/97					20	387	.0000	1.00	M	12
1/06/97					20	377	.0000	1.00	H	11
12/30/96					20	377	.0000	1.00	H	11
12/23/96					20	398	.0000	1.00	H	11
12/16/96					19	424	.0000	1.00	L	12

CMMD: SCREEN KEY(S): ABD

=====

RESP: DEMAND SERVICING SYSTEM V7.03 DATE: 08/20/97

TGSN:

M-DAY: ABD STUDY PERIOD LOADS (SPL)

=====

TDSP CNST: 0 TDSP REC:

STUDY PER	TRUNKS			ADMINISTRATIVE HOUR						
	IN-SVC	REQ	TD	FCST	HR	OFFD	BLKG	Z FAC	D/D	VAL
8/04/97					11	3391	.0000	1.00	L	20
7/28/97					11	3401	.0000	1.00	L	19
7/21/97					11	3395	.0000	1.00	L	18
7/14/97					11	3350	.0000	1.00	L	18
7/07/97					11	3273	.0000	1.00	L	16
6/30/97					11	3268	.0000	1.00	L	15
6/23/97					11	3299	.0000	1.00	L	15
6/16/97					16	3268	.0000	1.00	L	17
6/09/97					16	3289	.0000	1.00	L	17
6/02/97					16	3327	.0000	1.00	L	18
5/26/97					16	3349	.0000	1.00	L	19
5/19/97					16	3387	.0000	1.00	-	20
5/12/97					16	3414	.0000	1.00	-	20
5/05/97					16	3380	.0000	1.00	L	20
4/28/97					16	3440	.0000	1.00	L	20
4/21/97					16	3430	.0000	1.00	E	18
4/14/97					16	3350	.0000	1.00	L	18
4/07/97					16	3379	.0000	1.00	L	18
3/31/97					16	3310	.0000	1.00	L	17
3/24/97					16	3288	.0000	1.00	L	19
3/17/97					16	3371	.0000	1.00	L	19
3/10/97					16	3328	.0000	1.00	L	19
3/03/97					16	3356	.0000	1.00	L	20
2/24/97					16	3383	.0000	1.00	L	19

CMMD: SCREEN KEY(S): AC196355,ABD

STUDY PER	TRUNKS			ADMINISTRATIVE HOUR						
	IN-SVC	REQ	TD	FCST	HR	OFFD	BLKG	Z FAC	D/D	VAL
2/17/97					16	3360	.0000	1.00	L	19
2/10/97					16	3367	.0000	1.00	L	19
2/03/97					16	3363	.0000	1.00	L	19
1/27/97					16	3360	.0000	1.00	L	19
1/20/97					15	3215	.0000	1.00	L	14
1/13/97					11	3098	.0000	1.00	M	13
1/06/97					11	3058	.0000	1.00	M	8
12/30/96					11	3058	.0000	1.00	M	8
12/23/96					11	2779	.0000	1.00	M	9
12/16/96					16	2631	.0000	1.00	H	10

CMMD: SCREEN KEY(S): ABD

141

RESP: DEMAND SERVICING SYSTEM V7.03 DATE: 08/20/97

TGSN: M-DAY: ABD STUDY PERIOD LOADS (SPL)

PNCYFLMADSO THBHFLXADSO MMDFFSIE TDSP CNST: 0 TDSP REC:

TRUNKS ADMINISTRATIVE HOUR

Table with columns: STUDY PER, IN-SVC, REQ, TD, FCST, HR, OFFD, BLKG, Z, FAC, D/D, VAL. Contains multiple rows of data for various dates from 1996 to 1997.

CMMD: SCREEN KEY(S): ABD

142

DEMAND SERVICING SYSTEM V7.03 DATE: 08/20/97
 TGSN:
 M-DAY: ABD STUDY PERIOD LOADS (SPL)

TDSP CNST: 0 TDSP REC:

STUDY PER	TRUNKS				ADMINISTRATIVE HOUR					
	IN-SVC	REQ	TD	FCST	HR	OFFD	BLKG	Z FAC	D/D	VAL
8/04/97					21	943	.0000	1.00	L	8
7/28/97					21	914	.0000	1.00	L	12
7/21/97					21	902	.0000	1.00	L	12
7/14/97					21	904	.0000	1.00	L	12
7/07/97					21	895	.0000	1.00	L	12
6/30/97					21	948	.0014	1.01	L	14
6/23/97					21	1002	.0023	1.01	M	13
6/16/97					21	1053	.0025	1.01	M	12
6/09/97					21	1058	.0021	1.01	L	14

6/02/97					21	987	.0006	1.00	M	16
5/26/97					21	952	.0000	1.00	L	17
5/19/97					21	909	.0000	1.00	L	19
5/12/97					21	921	.0000	1.00	L	19
5/05/97					21	955	.0000	1.00	L	18

STUDY PER	TRUNKS				ADMINISTRATIVE HOUR					
	IN-SVC	REQ	TD	FCST	HR	OFFD	BLKG	Z FAC	D/D	VAL
4/28/97					21	935	.0000	1.00	L	19
4/21/97					21	953	.0000	1.00	L	14
4/14/97					21	863	.0000	1.00	M	14
4/07/97					20	866	.0000	1.00	L	18
3/31/97					20	898	.0000	1.00	L	17

3/24/97					20	904	.0000	1.00	L	18
3/17/97					20	878	.0000	1.00	L	18
3/10/97					20	843	.0000	1.00	L	19
3/03/97					20	823	.0000	1.00	L	19
2/24/97					21	796	.0138	2.33	L	20

STUDY PER	TRUNKS				ADMINISTRATIVE HOUR					
	IN-SVC	REQ	TD	FCST	HR	OFFD	BLKG	Z FAC	D/D	VAL
2/17/97					20	1021	.0165	1.00	H	19
2/10/97					19	1261	.0556	1.00	H	19
2/03/97					19	1343	.1431	2.51	H	18
1/27/97					19	1504	.5909	3.75	H	14
1/20/97					19	1419	.5663	3.75	H	9
1/13/97					20	1192	.4661	1.00	H	4

CMMD: SCREEN KEY(S): ABD

**INDEPENDENT TRUNK GROUPS
NORTHWEST JACKSONVILLE AREA**

144

RESP: DEMAND SERVICING SYSTEM V7.03 DATE: 08/20/97

TGSN: STUDY PERIOD LOADS (SPL)

M-DAY: ABD

TDSP CNST: 0 TDSP REC:

STUDY PER	IN-SVC	REQ	TRUNKS	TD	FCST	HR	OFFD	BLKG	Z	FAC	D/D	VAL
8/04/97						21	2525	.0000	1.00		L	19
7/28/97						21	2533	.0000	1.00		L	20
7/21/97						21	2494	.0000	1.00		L	19
7/14/97						21	2465	.0000	1.00		L	19
7/07/97						21	2421	.0000	1.00		L	19
6/30/97						21	2439	.0000	1.00		L	18
6/23/97						21	2504	.0000	1.00		L	18
6/16/97						20	2457	.0000	1.00		L	17
6/09/97						20	2477	.0000	1.00		L	17
6/02/97						20	2462	.0000	1.00		L	18
5/26/97						21	2465	.0000	1.00		M	19
5/19/97						21	2465	.0000	1.00		L	20
5/12/97						21	2488	.0000	1.00		L	20
5/05/97						20	2469	.0000	1.00		L	20
4/28/97						20	2463	.0000	1.00		L	20
4/21/97						20	2477	.0000	1.00		L	15
4/14/97						20	2477	.0000	1.00		L	10
4/07/97						20	2503	.0000	1.00		L	5
1/27/97						20	2422	.0000	1.00		L	14
1/20/97						20	2292	.0000	1.00		M	13
1/13/97						20	2100	.0000	1.00		M	12
1/06/97						19	2092	.0000	1.00		M	11
12/30/96						19	2092	.0000	1.00		M	11
12/23/96						20	2258	.0000	1.00		M	11
12/16/96						20	2258	.0000	1.00		M	12
12/09/96						20	2339	.0000	1.00		M	14
12/02/96						20	2357	.0000	1.00		M	19
11/25/96						19	2348	.0000	1.00		L	20

CMMD: SCREEN KEY(S) ABD

145

===== f
RESP: DEMAND SERVICING SYSTEM V7.03 DATE: 08/20/97 =

TGSN:
M-DAY: ABD STUDY PERIOD LOADS (SPL)

===== c
TDSP CNST: 0 TDSP REC:

STUDY PER	TRUNKS			ADMINISTRATIVE HOUR							
	IN-SVC	REQ	TD	FCST	HR	OFFD	BLKG	Z	FAC	D/D	VAL
8/04/97					21	1318	.0000		1.00	L	19
7/28/97					21	1347	.0000		1.00	M	20
7/21/97					21	1325	.0000		1.00	M	19
7/14/97					21	1339	.0000		1.00	M	19
7/07/97					21	1318	.0000		1.00	M	19
6/30/97					21	1313	.0000		1.00	M	18
6/23/97					21	1361	.0000		1.00	L	18
6/16/97					21	1353	.0000		1.00	L	17
6/09/97					21	1345	.0000		1.00	M	17
6/02/97					21	1320	.0000		1.00	L	18
5/26/97					21	1307	.0000		1.00	L	19
5/19/97					21	1320	.0000		1.00	L	20
5/12/97					21	1344	.0000		1.00	L	20
5/05/97					21	1364	.0000		1.00	L	20

STUDY PER	TRUNKS			ADMINISTRATIVE HOUR							
	IN-SVC	REQ	TD	FCST	HR	OFFD	BLKG	Z	FAC	D/D	VAL
4/28/97					21	1356	.0000		1.00	L	20
4/21/97					21	1347	.0000		1.00	L	15
4/14/97					21	1335	.0000		1.00	L	10
4/07/97					20	1428	.0000		1.00	L	5
1/27/97					19	1261	.0000		1.00	L	14
1/20/97					19	1206	.0000		1.00	L	13
1/13/97					19	1187	.0000		1.00	L	12
1/06/97					19	1124	.0000		1.00	L	11
12/30/96					19	1124	.0000		1.00	L	11
12/23/96					20	1267	.0000		1.00	L	11
12/16/96					20	1273	.0000		1.00	L	12
12/09/96					20	1249	.0000		1.00	L	14
12/02/96					20	1255	.0000		1.00	L	19
11/25/96					20	1215	.0000		1.00	L	20

===== f
CMMD: SCREEN KEY(S): ABD
===== c

=====

RESP: DEMAND SERVICING SYSTEM V7.03 DATE: 08/20/97

TGSN:

M-DAY: ABD STUDY PERIOD LOADS (SPL)

=====

TDSP CNST: 0 TDSP REC:

STUDY PER	TRUNKS			ADMINISTRATIVE HOUR				D/D VAL
	IN-SVC	REQ	TD FCST	HR	OFFD	BLKG	Z FAC	
8/04/97				20	25	.0000	1.00	H 19
7/28/97				21	27	.0000	1.00	- 20
7/21/97				21	27	.0000	1.00	- 19
7/14/97				21	26	.0000	1.00	- 19
7/07/97				20	29	.0000	1.00	- 19
6/30/97				21	34	.0000	1.00	H 18
6/23/97				21	35	.0000	1.00	H 18
6/16/97				21	39	.0000	1.00	H 17
6/09/97				21	39	.0000	1.00	H 17
6/02/97				21	33	.0000	1.00	H 18
5/26/97				21	36	.0000	1.00	H 19
5/19/97				21	32	.0000	1.00	- 20
5/12/97				21	33	.0000	1.00	- 20
5/05/97				21	31	.0000	1.00	- 20

=====

CMMD: SCREEN KEY(S): AC135028,ABD

RESP: DEMAND SERVICING SYSTEM V7.03 DATE: 08/20/97

TGSN:

M-DAY: ABD STUDY PERIOD LOADS (SPL)

=====

TDSP CNST: 0 TDSP REC:

STUDY PER	TRUNKS			ADMINISTRATIVE HOUR				D/D VAL
	IN-SVC	REQ	TD FCST	HR	OFFD	BLKG	Z FAC	
4/28/97				17	31	.0000	1.00	- 19
4/21/97				17	32	.0000	1.00	- 14
4/14/97				17	31	.0000	1.00	- 9
4/07/97				20	35	.0000	1.00	- 5
1/27/97				19	32	.0000	1.00	- 14
1/20/97				19	33	.0000	1.00	- 13
1/13/97				19	34	.0000	1.00	- 11
1/06/97				19	29	.0000	1.00	- 10
12/30/96				19	29	.0000	1.00	- 10
12/23/96				20	29	.0000	1.00	H 10
12/16/96				20	31	.0000	1.00	H 12
12/09/96				20	30	.0000	1.00	H 14
12/02/96				20	33	.0000	1.00	H 19
11/25/96				20	34	.0000	1.00	H 19

=====

CMMD: SCREEN KEY(S): ABD

147
4

■ RESP: DEMAND SERVICING SYSTEM V7.03 DATE: 08/20/97
 ■ TGSN:
 ■ M-DAY: ABD STUDY PERIOD LOADS (SPL)

TDSP CNST: 0 TDSP REC:

STUDY PER	TRUNKS			ADMINISTRATIVE HOUR						
	IN-SVC	REQ	TD	FCST	HR	OFFD	BLKG	Z FAC	D/D	VAL
8/04/97					21	7604	.0000	1.00	L	8
7/28/97					21	7718	.0000	1.00	L	12
7/21/97					21	7678	.0000	1.00	L	12
7/14/97					21	7675	.0000	1.00	M	11
7/07/97					21	7612	.0000	1.00	L	14
6/30/97					21	7528	.0000	1.00	L	13
6/23/97					15	6211	.0503	6.28	H	9
6/16/97					21	7710	.0000	1.00	L	12
6/09/97					21	7779	.0000	1.00	L	14
6/02/97					21	7701	.0000	1.00	L	16
5/26/97					21	7573	.0000	1.00	L	17
5/19/97					21	7666	.0000	1.00	L	18
5/12/97					21	7757	.0000	1.00	L	18
5/05/97					21	7930	.0000	1.00	L	16

STUDY PER	IN-SVC	REQ	TD	FCST	HR	OFFD	BLKG	Z FAC	D/D	VAL
4/28/97					21	8009	.0000	1.00	L	16
4/21/97					20	8076	.0000	1.00	L	12
4/14/97					20	8209	.0004	1.00	L	14
4/07/97					20	8296	.0054	1.00	M	14
3/31/97					20	8553	.0074	1.00	M	12
3/24/97					20	8397	.0060	1.00	M	15
3/17/97					20	8509	.0065	1.00	M	13
3/10/97					20	8232	.0010	1.00	L	14
3/03/97					20	8280	.0160	1.99	M	16
2/24/97					20	8348	.0195	1.88	M	18

■ CMMD: SCREEN KEY(S): AC153507,ABD
 ■ RESP: DEMAND SERVICING SYSTEM V7.03 DATE: 08/20/97
 ■ TGSN:
 ■ M-DAY: ABD STUDY PERIOD LOADS (SPL)

TDSP CNST: 0 TDSP REC:

STUDY PER	TRUNKS			ADMINISTRATIVE HOUR						
	IN-SVC	REQ	TD	FCST	HR	OFFD	BLKG	Z FAC	D/D	VAL
2/17/97					20	8255	.0234	2.06	M	15
2/10/97					20	8413	.0479	2.56	M	10
2/03/97					20	8222	.0192	1.00	M	5
1/29/96					20	7173	.0000	1.00	L	12
1/22/96					20	7108	.0000	1.00	M	8
1/15/96					20	6820	.0000	1.00	M	11
1/08/96					20	6489	.0000	1.00	M	12
1/01/96					20	6243	.0000	1.00	L	7
12/25/95					20	6559	.0000	1.00	M	12
12/18/95					20	6724	.0000	1.00	M	13

■ CMMD: SCREEN KEY(S) ABD

148 5

RESP: DEMAND SERVICING SYSTEM V7.03 DATE: 08/20/97
 TGSN:
 M-DAY: ABD STUDY PERIOD LOADS (SPL)

TDSP CNST: 0 TDSP REC:

STUDY PER	TRUNKS			ADMINISTRATIVE HOUR						
	IN-SVC	REQ	TD	FCST	HR	OFFD	BLKG	Z FAC	D/D	VAL
8/04/97					20	976	.0000	1.00	L	17
7/28/97					20	994	.0000	1.00	L	18
7/21/97					21	981	.0000	1.00	L	12
7/14/97					20	912	.0000	1.00	L	17
7/07/97					20	909	.0000	1.00	L	17
6/30/97					20	881	.0000	1.00	L	15
6/23/97					20	893	.0000	1.00	L	15
6/16/97					20	951	.0000	1.00	L	15
6/09/97					20	946	.0000	1.00	L	16
6/02/97					20	970	.0000	1.00	L	18
5/26/97					20	987	.0000	1.00	L	18
5/19/97					20	977	.0000	1.00	L	17
5/12/97					20	1004	.0000	1.00	L	15
5/05/97					20	1038	.0000	1.00	L	14
4/28/97					20	1023	.0000	1.00	L	15
4/21/97					20	1040	.0000	1.00	L	12
4/14/97					20	1073	.0000	1.00	L	14
4/07/97					19	953	.0092	1.76	M	10
3/31/97					19	1111	.0103	1.72	L	9
3/24/97					19	1094	.0066	1.47	L	14
3/17/97					19	1074	.0049	1.35	L	19
3/10/97					20	1106	.0026	1.13	L	17
3/03/97					20	1067	.0024	1.12	L	18
2/24/97					21	884	.0310	3.63	M	18

CMMD: SCREEN KEY(S): AC144593,ABD
 RESP: DEMAND SERVICING SYSTEM V7.03 DATE: 08/20/97
 TGSN:
 M-DAY: ABD STUDY PERIOD LOADS (SPL)

TDSP CNST: 0 TDSP REC:

STUDY PER	TRUNKS			ADMINISTRATIVE HOUR						
	IN-SVC	REQ	TD	FCST	HR	OFFD	BLKG	Z FAC	D/D	VAL
2/17/97					21	880	.0310	3.64	M	18
2/10/97					21	870	.0279	3.41	L	20
2/03/97					21	821	.0294	3.69	M	19
1/27/97					19	932	.0011	1.14	M	17
1/20/97					19	923	.0011	1.14	M	17
12/30/96					20	888	.0000	1.00	H	16
12/23/96					20	893	.0000	1.00	H	17
12/09/96					20	924	.0000	1.00	H	19
12/02/96					20	920	.0000	1.00	M	18
11/25/96					20	915	.0000	1.00	M	19

CMMD: SCREEN KEY(S): /,ABD

149 6

DEMAND SERVICING SYSTEM V7.03

DATE: 08/20/97

STUDY PERIOD LOADS (SPL)

TDSP CNST: 0 TDSP REC:

STUDY PER	TRUNKS			ADMINISTRATIVE HOUR						
	IN-SVC	REQ	TD	FCST	HR	OFFD	BLKG	Z FAC	D/D	VAL
8/04/97				72	21	3328	.0000	1.00	L	19
7/28/97				72	21	3302	.0000	1.00	L	20
7/21/97				72	21	3331	.0000	1.00	L	19
7/14/97				72	21	3416	.0000	1.00	L	19
7/07/97				72	21	3420	.0000	1.00	L	19
6/30/97				72	21	3502	.0233	3.09	L	18
6/23/97				72	21	3529	.0233	3.08	L	18
6/16/97				72	21	3448	.0247	3.25	L	17
6/09/97				72	21	3414	.0247	3.27	M	17

6/02/97				72	21	3278	.0000	1.00	L	18
5/26/97				72	21	3310	.0000	1.00	L	19
5/19/97				72	21	3336	.0000	1.00	L	20
5/12/97				72	21	3407	.0000	1.00	L	20
5/05/97				72	21	3462	.0000	1.00	L	20

STUDY PER	IN-SVC	REQ	TD	FCST	HR	OFFD	BLKG	Z FAC	D/D	VAL
4/28/97				72	21	3405	.0000	1.00	L	20
4/21/97				72	21	3401	.0000	1.00	L	15
4/14/97				72	21	3354	.0000	1.00	L	10
4/07/97				72	21	3360	.0000	1.00	M	5
1/27/97				72	20	3132	.0000	1.00	L	14

1/20/97				72	20	3001	.0000	1.00	L	13
1/13/97				72	20	2790	.0000	1.00	M	12
1/06/97				72	20	2718	.0000	1.00	M	11
12/30/96				72	20	2718	.0000	1.00	M	11
12/23/96				72	20	2855	.0000	1.00	M	11

TDSP CNST: 0 TDSP REC:

STUDY PER	TRUNKS			ADMINISTRATIVE HOUR						
	IN-SVC	REQ	TD	FCST	HR	OFFD	BLKG	Z FAC	D/D	VAL
1/27/97					20	3132	.0000	1.00	L	14
1/20/97					20	3001	.0000	1.00	L	13
1/13/97					20	2790	.0000	1.00	M	12
1/06/97					20	2718	.0000	1.00	M	11
12/30/96					20	2718	.0000	1.00	M	11

12/23/96					20	2855	.0000	1.00	M	11
12/16/96					20	2947	.0000	1.00	M	12
12/09/96					20	3009	.0000	1.00	M	14
12/02/96					20	3021	.0000	1.00	M	19
11/25/96					20	3049	.0000	1.00	M	20

CMMD: SCREEN KEY(S): ,ABD

RESP: DEMAND SERVICING SYSTEM V7.03 DATE: 08/20/97

TGSN: STUDY PERIOD LOADS (SPL)

AM-DAY: ABD

TDSP CNST: 0 TDSP REC:

STUDY PER	TRUNKS			ADMINISTRATIVE HOUR						
	IN-SVC	REQ	TD	FCST	HR	OFFD	BLKG	Z FAC	D/D	VAL
8/04/97					21	764	.0000	1.00	L	19
7/28/97					21	809	.0000	1.00	L	20
7/21/97					21	831	.0000	1.00	L	19
7/14/97					21	830	.0000	1.00	L	19
7/07/97					21	839	.0000	1.00	L	19
6/30/97					21	812	.0000	1.00	L	18
6/23/97					21	802	.0000	1.00	L	18
6/16/97					21	832	.0000	1.00	L	17
6/09/97					21	819	.0000	1.00	L	17
6/02/97					21	834	.0000	1.00	L	18
5/26/97					21	814	.0000	1.00	L	19
5/19/97					21	772	.0000	1.00	L	20
5/12/97					21	775	.0000	1.00	L	20
5/05/97					21	757	.0000	1.00	L	20

STUDY PER	TRUNKS			ADMINISTRATIVE HOUR						
	IN-SVC	REQ	TD	FCST	HR	OFFD	BLKG	Z FAC	D/D	VAL
4/28/97					21	768	.0000	1.00	L	20
4/21/97					21	789	.0000	1.00	L	15
4/14/97					21	782	.0000	1.00	L	10
4/07/97					20	811	.0000	1.00	L	5
1/27/97					20	731	.0000	1.00	L	14
1/20/97					10	695	.0000	1.00	L	14
1/13/97					20	688	.0000	1.00	L	12
1/06/97					10	695	.0000	1.00	L	8
12/30/96					10	695	.0000	1.00	L	8
12/23/96					20	697	.0000	1.00	L	11
12/16/96					19	705	.0000	1.00	M	12
12/09/96					19	739	.0000	1.00	L	14
12/02/96					19	734	.0000	1.00	L	19
11/25/96					19	762	.0000	1.00	L	20

CMMD: SCREEN KEY(S): , ABD

DEMAND SERVICING SYSTEM V7.03 DATE: 08/20/97

STUDY PERIOD LOADS (SPL)

TDSP CNST: 0 TDSP REC:

STUDY PER	TRUNKS			ADMINISTRATIVE HOUR						
	IN-SVC	REQ	TD	FCST	HR	OFFD	BLKG	Z FAC	D/D	VAL
8/04/97					21	24	.0000	1.00	-	19
7/28/97					21	26	.0000	1.00	-	20
7/21/97					21	28	.0000	1.00	-	19
7/14/97					19	26	.0000	1.00	-	19
7/07/97					20	26	.0000	1.00	-	19
6/30/97					19	23	.0000	1.00	-	18
6/23/97					19	23	.0000	1.00	-	18
6/16/97					10	20	.0000	1.00	-	17
6/09/97					13	17	.0000	1.00	-	18
6/02/97					21	19	.0000	1.00	-	18
5/26/97					21	21	.0000	1.00	-	19
5/19/97					20	20	.0000	1.00	-	20
5/12/97					21	20	.0000	1.00	-	20
5/05/97					20	20	.0000	1.00	-	20
4/28/97					21	19	.0000	1.00	H	20
4/21/97					21	20	.0000	1.00	H	15
4/14/97					19	19	.0000	1.00	-	10
4/07/97					21	29	.0000	1.00	-	5
1/27/97					16	17	.0000	1.00	-	15
1/20/97					16	18	.0000	1.00	-	14
1/13/97					20	20	.0000	1.00	H	11
1/06/97					19	18	.0000	1.00	-	10
12/30/96					19	18	.0000	1.00	-	10
12/23/96					9	20	.0000	1.00	-	3
12/16/96					9	20	.0000	1.00	-	10
12/09/96					9	20	.0000	1.00	-	14
12/02/96					16	19	.0000	1.00	-	19
11/25/96					16	20	.0000	1.00	-	19

CMMD: SCREEN KEY(S): , ABD

DEMAND SERVICING SYSTEM V7.03
 DATE: 08/20/97
 STUDY PERIOD LOADS (SPL)

STUDY PER	TRUNKS			ADMINISTRATIVE HOUR						
	IN-SVC	REQ	TD	FCST	HR	OFFD	BLKG	Z FAC	O/D	VAL
8/04/97					21	5572	.0000	1.00	L	8
7/28/97					21	5528	.0000	1.00	L	12
7/21/97					21	5570	.0000	1.00	L	12
7/14/97					21	5685	.0001	1.00	L	12
7/07/97					21	5598	.0001	1.00	M	15
6/30/97					21	5603	.0001	1.00	L	15
6/23/97					21	5530	.0001	1.00	M	15
6/16/97					21	5460	.0000	1.00	M	14
6/09/97					21	5576	.0000	1.00	M	16
6/02/97					20	5638	.0000	1.00	L	18
5/26/97					20	5662	.0000	1.00	L	18
5/19/97					21	5694	.0000	1.00	M	18
5/12/97					21	5743	.0016	1.00	M	18
5/05/97					20	5904	.0007	1.00	M	14

CMMD: SCREEN KEY(S): ,ABD

DEMAND SERVICING SYSTEM V7.03
 DATE: 08/20/97
 STUDY PERIOD LOADS (SPL)

STUDY PER	TRUNKS			ADMINISTRATIVE HOUR						
	IN-SVC	REQ	TD	FCST	HR	OFFD	BLKG	Z FAC	O/D	VAL
4/28/97					20	6031	.0007	1.00	L	15
4/21/97					20	6115	.0009	1.00	L	12
4/14/97					20	6084	.0001	1.00	L	14
4/07/97					20	6022	.0001	1.00	L	14
3/31/97					20	6168	.0030	1.00	M	13
3/24/97					20	6127	.0023	1.00	L	17
3/17/97					20	6105	.0024	1.00	L	16
3/10/97					20	6135	.0023	1.00	L	17
3/03/97					20	5953	.0000	1.00	L	18
2/24/97					20	5973	.0000	1.00	L	19
2/17/97					20	5949	.0000	1.00	L	20
2/10/97					20	5848	.0000	1.00	L	20
2/03/97					20	5637	.0000	1.00	L	18
1/27/97					19	5375	.0000	1.00	L	17
1/20/97	216				20	5409	.0129	1.93	M	16
12/30/96	168				20	5392	.0674	2.77	H	15
12/23/96	168				20	5409	.0788	3.90	H	17
12/09/96	168				20	5539	.0903	3.96	H	19
12/02/96	168				20	5536	.0942	4.50	H	18
11/25/96	168				20	5728	.1106	4.41	H	19

CMMD: SCREEN KEY(S): ,ABD

153 10

RESP: DEMAND SERVICING SYSTEM V7.03 DATE: 08/20/97

TGSN: M-DAY: ABD STUDY PERIOD LOADS (SPL)

TDSP CNST: 0 TDSP REC:

Table with columns: STUDY PER, TRUNKS (IN-SVC, REQ, TD, FCST), ADMINISTRATIVE HOUR (HR, OFFD, BLKG, Z FAC), D/D VAL. Rows list dates from 8/04/97 to 12/02/96 with corresponding values.

CMMD: SCREEN KEY(S) ABD

154 11

RESP: DEMAND SERVICING SYSTEM V7.03 DATE: 08/20/97

TGSN: M-DAY: ABD STUDY PERIOD LOADS (SPL)

Table with columns: STUDY PER, TRUNKS (IN-SVC, REQ, TD, FCST), ADMINISTRATIVE HOUR (HR, OFFD, BLKG, Z FAC, D/D VAL). Rows include dates from 8/04/97 to 5/05/97.

CMMD: SCREEN KEY(S): ABD

RESP: DEMAND SERVICING SYSTEM V7.03 DATE: 08/20/97

TGSN: M-DAY: ABD STUDY PERIOD LOADS (SPL)

Table with columns: STUDY PER, TRUNKS (IN-SVC, REQ, TD, FCST), ADMINISTRATIVE HOUR (HR, OFFD, BLKG, Z FAC, D/D VAL). Rows include dates from 4/28/97 to 11/25/96.

CMMD: SCREEN KEY(S): ABD

155

12

RESP: DEMAND SERVICING SYSTEM V7.03 DATE: 08/20/97

TGSN: M-DAY: ABD STUDY PERIOD LOADS (SPL)

TDSP CNST: 0 TDSP REC:

STUDY PER	TRUNKS			ADMINISTRATIVE HOUR							
	IN-SVC	REQ	TD	FCST	HR	OFFD	BLKG	Z	FAC	O/D	VAL
8/04/97					21	197	.0000	1.20	M	19	
7/28/97					21	209	.0000	1.20	M	20	
7/21/97					21	215	.0000	1.20	L	19	
7/14/97					21	222	.0000	1.20	L	19	
7/07/97					21	223	.0000	1.20	-	19	
6/30/97					21	225	.0000	1.20	-	18	
6/23/97					21	222	.0000	1.20	-	18	
6/16/97					21	208	.0000	1.20	-	17	
6/09/97					21	213	.0000	1.20	L	17	
6/02/97					21	210	.0000	1.20	M	18	
5/26/97					21	211	.0000	1.20	M	19	
5/19/97					21	219	.0000	1.20	L	20	
5/12/97					21	213	.0000	1.20	L	20	
5/05/97					21	209	.0000	1.20	-	20	
4/28/97					21	204	.0000	1.20	L	20	
4/21/97					21	202	.0000	1.20	L	15	
4/14/97					20	188	.0000	1.20	L	10	
4/07/97					20	213	.0000	1.20	-	5	
1/27/97					20	204	.0000	1.20	L	14	
1/20/97					19	187	.0000	1.20	L	13	
1/13/97					20	199	.0000	1.20	H	11	
1/06/97					20	210	.0000	1.20	H	10	
12/30/96					20	210	.0000	1.20	H	10	
12/23/96					20	226	.0000	1.20	H	10	

CMMD: SCREEN KEY(S) : ABD

RESP: DEMAND SERVICING SYSTEM V7.03 DATE: 08/20/97

TGSN: M-DAY: ABD STUDY PERIOD LOADS (SPL)

TDSP CNST: 0 TDSP REC:

STUDY PER	TRUNKS			ADMINISTRATIVE HOUR							
	IN-SVC	REQ	TD	FCST	HR	OFFD	BLKG	Z	FAC	O/D	VAL
1/27/97					20	204	.0000	1.20	L	14	
1/20/97					19	187	.0000	1.20	L	13	
1/13/97					20	199	.0000	1.20	H	11	
1/06/97					20	210	.0000	1.20	H	10	
12/30/96					20	210	.0000	1.20	H	10	
12/23/96					20	226	.0000	1.20	H	10	
12/16/96					18	217	.0000	1.20	L	9	
12/09/96					18	217	.0000	1.20	-	14	
12/02/96					18	225	.0000	1.20	-	18	
11/25/96					18	243	.0000	1.20	-	17	

CMMD: SCREEN KEY(S) : 1, ABD

156
13

RESP: DEMAND SERVICING SYSTEM V7.03 DATE: 08/20/97

TGSN:

M-DAY: ABD STUDY PERIOD LOADS (SPL)

TDSP CNST: 0 TDSP REC:

TRUNKS ADMINISTRATIVE HOUR

STUDY PER	IN-SVC	REQ	TD	FCST	HR	OFFD	BLKG	Z FAC	D/D	VAL
8/04/97					11	81	.0000	1.00	-	20
7/28/97					10	85	.0000	1.00	M	19
7/21/97					10	85	.0000	1.00	H	18
7/14/97					10	88	.0000	1.00	-	18
7/07/97					10	85	.0000	1.00	-	18
6/30/97					14	83	.0000	1.00	-	18
6/23/97					14	84	.0000	1.00	-	19
6/16/97					16	88	.0000	1.00	H	17
6/09/97					9	87	.0000	1.00	-	16
6/02/97					16	91	.0000	1.00	M	18
5/26/97					11	93	.0000	1.00	-	17
5/19/97					11	93	.0000	1.00	-	19
5/12/97					16	90	.0000	1.00	-	20
5/05/97					11	91	.0000	1.00	-	19

STUDY PER	IN-SVC	REQ	TD	FCST	HR	OFFD	BLKG	Z FAC	D/D	VAL
4/28/97					10	93	.0000	1.00	M	19
4/21/97					15	93	.0000	1.00	-	15
4/14/97					10	103	.0000	1.00	-	10
4/07/97					10	101	.0000	1.00	-	5
1/27/97					10	119	.0000	1.00	-	15
1/20/97					10	124	.0000	1.00	-	14
1/13/97					10	115	.0000	1.00	M	13
1/06/97					10	119	.0000	1.00	H	8
12/30/96					10	119	.0000	1.00	H	8
12/23/96					10	125	.0000	1.00	H	9
12/16/96					9	127	.0000	1.00	M	10
12/09/96					9	130	.0000	1.00	L	14
12/02/96					9	128	.0000	1.00	L	19
11/25/96					10	121	.0000	1.00	M	18

CMMD: SCREEN KEY(S) , ABD

===== E
RESP: DEMAND SERVICING SYSTEM V7.03 DATE: 08/20/97

TGSN:
M-DAY: ABD STUDY PERIOD LOADS (SPL)

===== E
TDSP CNST: 0 TDSP REC:

STUDY PER	TRUNKS			ADMINISTRATIVE HOUR						
	IN-SVC	REQ	TD	FCST	HR	OFFD	BLKG	Z FAC	D/D	VAL
8/04/97					21	35	.0000	1.00	H	19
7/28/97					21	40	.0000	1.00	H	20
7/21/97					21	40	.0000	1.00	H	19
7/14/97					21	37	.0000	1.00	H	19
7/07/97					21	35	.0000	1.00	H	19
6/30/97					21	31	.0000	1.00	H	18
6/23/97					21	33	.0000	1.00	H	18
6/16/97					20	34	.0000	1.00	H	17
6/09/97					20	32	.0000	1.00	H	17
6/02/97					20	32	.0000	1.00	H	18
5/26/97					20	26	.0000	1.00	H	19
5/19/97					20	28	.0000	1.00	H	20
5/12/97					20	25	.0000	1.00	H	20
5/05/97					20	24	.0000	1.00	H	20

===== E
CMMD: SCREEN KEY(S): ,ABD

RESP: DEMAND SERVICING SYSTEM V7.03 DATE: 08/20/97

TGSN:
M-DAY: ABD STUDY PERIOD LOADS (SPL)

===== E
TDSP CNST: 0 TDSP REC:

STUDY PER	TRUNKS			ADMINISTRATIVE HOUR						
	IN-SVC	REQ	TD	FCST	HR	OFFD	BLKG	Z FAC	D/D	VAL
4/28/97					20	25	.0000	1.00	H	20
4/21/97					21	24	.0000	1.00	-	15
4/14/97					21	26	.0000	1.00	-	10
4/07/97					20	24	.0000	1.00	-	5
1/27/97					11	46	.0000	1.00	H	15
1/20/97					19	43	.0000	1.00	-	13
1/13/97					18	45	.0000	1.00	H	12
1/06/97					18	59	.0000	1.00	H	7
12/30/96					18	59	.0000	1.00	H	7
12/23/96					18	75	.0000	1.00	H	7
12/16/96					18	96	.0000	1.00	-	9
12/09/96					19	107	.0000	1.00	-	14
12/02/96					19	105	.0000	1.00	-	18
11/25/96					19	100	.0000	1.00	M	19

===== E
CMMD: 0 SCREEN KEY(S): ,ABD

=====
RESP: DEMAND SERVICING SYSTEM V7.03 DATE: 08/20/97

TGSN:
M-DAY: ABD STUDY PERIOD LOADS (SPL)

=====
TDSP CNST: 0 TDSP REC:

Table with columns: STUDY PER, TRUNKS (IN-SVC, REQ, TD, FCST), ADMINISTRATIVE HOUR (HR, OFFD, BLKG, Z FAC), D/D VAL. Rows include dates from 8/04/97 to 5/05/97.

Table with columns: STUDY PER, TRUNKS (IN-SVC, REQ, TD, FCST), ADMINISTRATIVE HOUR (HR, OFFD, BLKG, Z FAC), D/D VAL. Rows include dates from 4/28/97 to 11/25/96.

=====
CMMD: SCREEN KEY(S): ABD

159
16

RESP: DEMAND SERVICING SYSTEM V7.03 DATE: 08/20/97

TGSN: M-DAY: ABD STUDY PERIOD LOADS (SPL)

TDSP CNST: 0 TDSP REC:

STUDY PER	TRUNKS				ADMINISTRATIVE HOUR					
	IN-SVC	REQ	TD	FCST	HR	OFFD	BLKG	Z FAC	D/D	VAL
8/04/97					20	67	.0000	1.00	-	19
7/28/97					20	61	.0000	1.00	-	20
7/21/97					20	59	.0000	1.00	-	19
7/14/97					20	57	.0000	1.00	-	19
7/07/97					18	54	.0000	1.00	-	19
6/30/97					19	53	.0000	1.00	-	18
6/23/97					18	55	.0000	1.00	-	18
6/16/97					17	61	.0000	1.00	-	17
6/09/97					17	65	.0000	1.00	-	17
6/02/97					17	63	.0000	1.00	-	18
5/26/97					17	65	.0000	1.00	-	19
5/19/97					17	62	.0000	1.00	-	20
5/12/97					17	60	.0000	1.00	-	20
5/05/97					20	61	.0000	1.00	-	20

STUDY PER	TRUNKS				ADMINISTRATIVE HOUR					
	IN-SVC	REQ	TD	FCST	HR	OFFD	BLKG	Z FAC	D/D	VAL
4/28/97					20	60	.0000	1.00	-	20
4/21/97					21	62	.0000	1.00	-	15
4/14/97					21	61	.0000	1.00	-	10
4/07/97					22	58	.0000	1.00	H	5
1/27/97					19	59	.0000	1.00	-	14
1/20/97					19	60	.0000	1.00	-	13
1/13/97					19	54	.0000	1.00	-	11
1/06/97					17	54	.0000	1.00	-	10
12/30/96					17	54	.0000	1.00	-	10
12/23/96					17	35	.0000	1.00	H	11

CMMD: SCREEN KEY(S) , ABD

160
1

```

=====
RESP: DEMAND SERVICING SYSTEM V7.03 DATE: 08/20/97
TGSN:
M-DAY: ABD STUDY PERIOD LOADS (SPL)
=====

```

TDSP CNST: 0 TDSP REC:

STUDY PER	TRUNKS			ADMINISTRATIVE HOUR						
	IN-SVC	REQ	TD	FCST	HR	OFFD	BLKG	Z FAC	D/D	VAL
8/04/97					21	5846	.0155	3.23	M	8
7/28/97					21	5770	.0104	2.51	L	12
7/21/97					21	5690	.0000	1.00	L	12
7/14/97					21	5678	.0000	1.00	L	11
7/07/97					21	5629	.0000	1.00	L	14
6/30/97					20	5645	.0000	1.00	L	11
6/23/97					20	5859	.0000	1.00	L	10
6/16/97					20	5913	.0000	1.00	L	11
6/09/97					21	5778	.0013	1.42	L	14
6/02/97					21	5758	.0011	1.37	L	16
5/26/97					21	5736	.0011	1.35	L	17
5/19/97					21	5725	.0002	1.02	L	18
5/12/97					20	5689	.0041	1.60	M	15
5/05/97					21	5832	.0031	1.58	L	16

STUDY PER	TRUNKS			ADMINISTRATIVE HOUR						
IN-SVC	REQ	TD	FCST	HR	OFFD	BLKG	Z FAC	D/D	VAL	
4/28/97					21	5879	.0043	1.70	L	16
4/21/97					21	5953	.0054	1.88	L	12
4/14/97					20	6047	.0000	1.00	L	14
4/07/97					20	6049	.0000	1.00	L	14
3/31/97					20	6054	.0000	1.00	L	12
3/24/97					20	5975	.0000	1.00	L	15
3/17/97					20	5878	.0000	1.00	L	13
3/10/97					20	5666	.0000	1.00	L	14
3/03/97					20	5592	.0000	1.00	L	16
2/24/97					20	5609	.0000	1.00	L	18
2/17/97					20	5598	.0000	1.00	L	20
2/10/97					20	5600	.0000	1.00	L	20
2/03/97					20	5618	.0002	1.00	L	19
1/27/97					20	5591	.0002	1.00	L	14
1/20/97					19	5247	.0000	1.00	M	13
1/13/97					19	4712	.0000	1.00	M	12
1/06/97					18	4503	.0000	1.00	M	11
12/30/96					10	4445	.0000	1.00	L	8
12/23/96					10	4489	.0000	1.00	L	4

```

=====
CMMD: SCREEN KEY(S): ABD
=====

```

161

18