



**Florida
Power**
CORPORATION

JAMES A. MCGEE
SENIOR COUNSEL

July 20, 1998

Ms. Blanco S. Bayo, Director
Division of Records and Reporting
Florida Public Service Commission
2540 Shumard Oak Blvd.
Tallahassee, Florida 32399-0850

ORIGINAL

Re: Docket No. 980001-EI

Dear Ms. Bayo:

Enclosed for filing are ten copies of Florida Power Corporation's FPSC 423 Forms for the month of May, 1998. Forms 423-1A, 423-2, 423-2A, 423-2B, and 423-2C contained in this filing have been edited to delete certain confidential information. Florida Power's Request for Specified Confidential Treatment, which includes an unedited copy of the 423 Forms, has been submitted for filing this date under separate cover.

Please acknowledge your receipt and filing of the above on the enclosed copy of this letter and return same to me.

Very truly yours,

James A. McGee

- ACK _____
- AFA Vandiver
- APP _____
- CAF _____
- CMU _____
- CTR _____
- EAG** _____
- LEG 1
- LIN 3
- OPC _____
- RCH _____
- SEC 1
- WAS _____
- OTH _____

JAM:sl
Enclosures

cc: Parties of record (w/o enclosure)

MAIL ROOM
98 JUL 21 AM 10 16

FLORIDA PUBLIC SERVICE COMMISSION
DIVISION OF RECORDS AND REPORTING

DOCUMENT NUMBER - DATE
07635 JUL 21 98
FPSC-RECORDS/REPORTING

MONTHLY REPORT OF COST AND QUALITY OF COAL FOR ELECTRIC PLANTS
ORIGIN, TONNAGE, DELIVERED PRICE AND AS RECEIVED QUALITY

- 1. Report for: Mo. May 1998
- 2. Reporting Company: Florida Power Corporation
- 3. Plant Name: Crystal River 1 & 2

4. Name, Title and Telephone Number of Contact
Person Concerning Data Submitted on this Form
Delmar J. Clark Jr., Senior Regulatory Financial Analyst
(813) 824-6491

5. Signature of Official Submitting Report


Delmar J. Clark Jr., Senior Regulatory Financial Analyst

6. Date Completed: July 15, 1998

Line No.	Supplier Name	Mine Location	Purchase Type	Transportation Mode	Tons	Effective Purchase Price (\$/Ton)	Total Transportation Cost (\$/Ton)	F.O.B. Plant Price (\$/Ton)	As Received Coal Quality			
									Percent Sulfur (%)	Btu Content (Btu/lb)	Percent Ash (%)	Percent Moisture (%)
(a)	(b)	(c)	(d)	(e)	(f)	(g)	(h)	(i)	(j)	(k)	(l)	(m)
1	Cyprus Cumberland Coal Corp.	08,Ky,013	MTC	UR	38,609			\$41.48	1.07	12,971	7.27	6.26
2	Consol, Inc.	08,Ky,133	STC	UR	58,297			\$41.42	1.15	12,982	6.44	6.75
3	Consol, Inc.	08,Ky,119	S	UR	9,620			\$41.17	1.08	12,667	8.06	6.95
4	Consol, Inc.	08,Ky,119	S	UR	19,470			\$40.67	1.04	12,587	7.79	7.46
5	Quaker Coal Company, Inc.	08,Ky,071	MTC	UR	38,524			\$39.72	1.04	12,269	10.12	6.37
6	Quaker Coal Company, Inc.	08,Ky,195	MTC	UR	9,995			\$41.42	0.83	13,031	7.40	6.51
7	Franklin Coal Sales	08,Ky,195	STC	UR	9,518			\$40.67	1.03	12,809	10.10	6.03
8	Franklin Coal Sales	08,Ky,119	STC	UR	9,336			\$40.67	1.08	12,837	8.47	6.51
9	Cumberland River Energies	08,Ky,095	S	UR	9,382			\$39.79	0.87	12,613	9.00	6.93
10	Transfer Facility	N/A	LTC	OB	3,346			\$48.51	0.71	12,339	10.67	7.18

**MONTHLY REPORT OF COST AND QUALITY OF COAL FOR ELECTRIC PLANTS
ORIGIN, TONNAGE, DELIVERED PRICE AND AS RECEIVED QUALITY**

- 1. Report for: Mo. May 1998
- 2. Reporting Company: Florida Power Corporation
- 3. Plant Name: Crystal River 4 & 5

4. Name, Title and Telephone Number of Contact Person Concerning Data Submitted on this Form
 Delmar J. Clark Jr., Senior Regulatory Financial Analyst
 (813) 824-6491

5. Signature of Official Submitting Report


 Delmar J. Clark Jr., Senior Regulatory Financial Analyst

6. Date Completed: July 15, 1998

Line No.	Supplier Name	Mine Location	Purchase Type	Transportation Mode	Tons	Effective Purchase Price (\$/Ton)	Total Transportation Cost (\$/Ton)	F.O.B. Plant Price (\$/Ton)	As Received Coal Quality			
									Percent Sulfur (%)	Btu Content (Btu/lb)	Percent Ash (%)	Percent Moisture (%)
(a)	(b)	(c)	(d)	(e)	(f)	(g)	(h)	(i)	(j)	(k)	(l)	(m)
1	Powell Mountain Joint Venture	08,Va,105	LTC	UR	58,737			\$52.34	0.73	12,351	9.87	6.95
2	Franklin Coal Sales	08,Ky,195	LTC	UR	18,592			\$42.64	0.67	12,481	10.83	6.90
3	Knott-Floyd Land Co.	08,Ky,071	S	UR	9,624			\$39.30	0.65	12,149	10.89	7.42
4	Quaker Coal Company, Inc.	08,Ky,195	MTC	UR	9,840			\$41.39	0.69	13,029	6.86	7.22
5	McMining, Inc.	08,Ky,195	MTC	UR	9,633			\$42.39	0.63	12,531	7.70	7.99
6	Transfer Facility	N/A	LTC	OB	185,632			\$50.22	0.68	12,583	9.23	6.68

MONTHLY REPORT OF COST AND QUALITY OF COAL FOR ELECTRIC PLANTS
ORIGIN, TONNAGE, DELIVERED PRICE AND AS RECEIVED QUALITY

1. Report for: Mo. May 1998
2. Reporting Company: Florida Power Corporation
3. Plant Name: Transfer Facility IMT

4. Name, Title and Telephone Number of Contact
Person Concerning Data Submitted on this Form
Delmar J. Clark Jr., Senior Regulatory Financial Analyst
(813) 824-6491

5. Signature of Official Submitting Report


Delmar J. Clark Jr., Senior Regulatory Financial Analyst

6. Date Completed: July 15, 1998

Line No.	Supplier Name	Mine Location	Purchase Type	Transportation Mode	Tons	Effective Purchase Price (\$/Ton)	Total Transportation Cost (\$/Ton)	F.O.B. Plant Price (\$/Ton)	As Received Coal Quality			
									Percent Sulfur (%)	Btu Content (Btu/lb)	Percent Ash (%)	Percent Moisture (%)
(a)	(b)	(c)	(d)	(e)	(f)	(g)	(h)	(i)	(j)	(k)	(l)	(m)
1	A. T. Massey Coal Co.	08, Wv, 005	LTC	TR&B	56,780			\$42.99	0.74	12,685	9.88	5.83
2	Pen Coal Company	08, Ky, 071	LTC	B	6,997			\$45.54	0.66	12,291	9.57	7.85
3	Pen Coal Company	08, Wv, 099	LTC	B	34,194			\$45.54	0.66	12,291	9.57	7.85
4	Coal Network, Inc.	08, Wv, 059	S	B	9,303			\$38.04	0.62	12,301	7.71	8.86
5	Kanawha River Terminal	08, Wv, 039	S	B	7,196			\$31.99	0.74	11,852	13.68	8.06
6	Kentucky May Coal Co.	08, Ky, 133	S	B	1,572			\$42.39	0.70	12,527	9.87	6.38
7	Kentucky May Coal Co.	08, Ky, 119	S	B	35,019			\$42.39	0.66	12,479	10.69	5.99
8	James River Coal Sales	08, Ky, 193	S	B	17,640			\$42.24	0.75	13,267	5.43	6.72
9	Kentucky Coal Terminal	08, Ky, 119	S	B	4,814			\$39.49	0.67	12,548	9.75	6.04
10	Riverwood Coal Sales	08, Ky, 195	S	B	5,370			\$39.19	0.64	12,322	10.31	6.78
11	Guasare Coal International	Maracaibo Venezuela	S	GB	18,547			\$47.78	0.79	12,940	5.97	6.99

MONTHLY REPORT OF COST AND QUALITY OF COAL FOR ELECTRIC PLANTS
ORIGIN, TONNAGE, DELIVERED PRICE AND AS RECEIVED QUALITY


1. Report for: Mo. May 1998

2. Reporting Company: Florida Power Corporation

3. Plant Name: Transfer Facility IMT

4. Name, Title and Telephone Number of Contact
Person Concerning Data Submitted on this Form
Delmar J. Clark Jr., Senior Regulatory Financial Analyst
(813) 824-6491

5. Signature of Official Submitting Report


Delmar J. Clark Jr., Senior Regulatory Financial Analyst

6. Date Completed: July 15, 1998

Line No.	Supplier Name	Mine Location	Purchase Type	Tons	F.O.B. Mine Price (\$/Ton)	Short Haul & Loading Charges (\$/Ton)	Original Invoice Price (\$/Ton)	Retro-active Price Increases (\$/Ton)	Base Price (\$/Ton)	Quality Adjustments (\$/Ton)	Effective Purchase Price (\$/Ton)
(a)	(b)	(c)	(d)	(e)	(f)	(g)	(h)	(i)	(j)	(k)	(l)
1	A. T. Massey Coal Co.	08, Wv, 005	LTC	56,780		\$0.00		\$0.00		\$0.00	
2	Pen Coal Company	08, Ky, 071	LTC	6,997		\$0.00		\$0.00		\$0.00	
3	Pen Coal Company	08, Wv, 099	LTC	34,194		\$0.00		\$0.00		\$0.00	
4	Coal Network, Inc.	08, Wv, 059	S	9,303		\$0.00		\$0.00		\$0.00	
5	Kanawha River Terminal	08, Wv, 039	S	7,196		\$0.00		\$0.00		\$0.00	
6	Kentucky May Coal Co.	08, Ky, 133	S	1,572		\$0.00		\$0.00		\$0.00	
7	Kentucky May Coal Co.	08, Ky, 119	S	35,019		\$0.00		\$0.00		\$0.00	
8	James River Coal Sales	08, Ky, 193	S	17,640		\$0.00		\$0.00		\$0.00	
9	Kentucky Coal Terminal	08, Ky, 119	S	4,814		\$0.00		\$0.00		\$0.00	
10	Riverwood Coal Sales	08, Ky, 195	S	5,370		\$0.00		\$0.00		\$0.00	
11	Guasare Coal International	Maracaibo Venezuela	S	18,547		\$0.00		\$0.00		\$0.00	

MONTHLY REPORT OF COST AND QUALITY OF COAL FOR ELECTRIC PLANTS
ORIGIN, TONNAGE, DELIVERED PRICE AND AS RECEIVED QUALITY

1. Report for: Mo. May 1998

2. Reporting Company: Florida Power Corporation

3. Plant Name: Crystal River 1 & 2

4. Name, Title and Telephone Number of Contact
Person Concerning Data Submitted on this Form
Delmar J. Clark Jr., Senior Regulatory Financial Analyst
(813) 824-6491

5. Signature of Official Submitting Report


Delmar J. Clark Jr., Senior Regulatory Financial Analyst

6. Date Completed: July 15, 1998

Line No.	Supplier Name	Mine Location	Purchase Type	Tons	F.O.B. Mine Price (\$/Ton)	Short Haul & Loading Charges (\$/Ton)	Original Invoice Price (\$/Ton)	Retro-active Price Increases (\$/Ton)	Base Price (\$/Ton)	Quality Adjustments (\$/Ton)	Effective Purchase Price (\$/Ton)
(a)	(b)	(c)	(d)	(e)	(f)	(g)	(h)	(i)	(j)	(k)	(l)
1	Cyprus Cumberland Coal Corp.	08,Ky,013	MTC	38,609		\$0.00		\$0.00		\$0.00	
2	Consol, Inc.	08,Ky,133	STC	58,297		\$0.00		\$0.00		\$0.00	
3	Consol, Inc.	08,Ky,119	S	9,620		\$0.00		\$0.00		\$0.00	
4	Consol, Inc.	08,Ky,119	S	19,470		\$0.00		\$0.00		\$0.00	
5	Quaker Coal Company, Inc.	08,Ky,071	MTC	38,524		\$0.00		\$0.00		\$0.00	
6	Quaker Coal Company, Inc.	08,Ky,195	MTC	9,995		\$0.00		\$0.00		\$0.00	
7	Franklin Coal Sales	08,Ky,195	STC	9,518		\$0.00		\$0.00		\$0.00	
8	Franklin Coal Sales	08,Ky,119	STC	9,336		\$0.00		\$0.00		\$0.00	
9	Cumberland River Energies	08,Ky,095	S	9,382		\$0.00		\$0.00		\$0.00	
10	Transfer Facility	N/A	LTC	3,346		\$0.00		N/A		N/A	

MONTHLY REPORT OF COST AND QUALITY OF COAL FOR ELECTRIC PLANTS
ORIGIN, TONNAGE, DELIVERED PRICE AND AS RECEIVED QUALITY

1. Report for: Mo. May 1998


2. Reporting Company: Florida Power Corporation

3. Plant Name: Crystal River 4 & 5

4. Name, Title and Telephone Number of Contact
Person Concerning Data Submitted on this Form

Delmar J. Clark Jr., Senior Regulatory Financial Analyst
(813) 824-6491

5. Signature of Official Submitting Report


Delmar J. Clark Jr., Senior Regulatory Financial Analyst

6. Date Completed: July 15, 1998

Line No.	Supplier Name	Mine Location	Purchase Type	Tons	F.O.B. Mine Price (\$/Ton)	Short Haul & Loading Charges (\$/Ton)	Original Invoice Price (\$/Ton)	Retro-active Price Increases (\$/Ton)	Base Price (\$/Ton)	Quality Adjustments (\$/Ton)	Effective Purchase Price (\$/Ton)
(a)	(b)	(c)	(d)	(e)	(f)	(g)	(h)	(i)	(j)	(k)	(l)
1	Powell Mountain Joint Venture	08,Va,105	LTC	58,737		\$0.00		\$0.00		\$0.00	
2	Franklin Coal Sales	08,Ky,195	LTC	18,592		\$0.00		\$0.00		\$0.00	
3	Knott-Floyd Land Co.	08,Ky,071	S	9,624		\$0.00		\$0.00		\$0.00	
4	Quaker Coal Company, Inc.	08,Ky,195	MTC	9,840		\$0.00		\$0.00		\$0.00	
5	McMining, Inc.	08,Ky,195	MTC	9,633		\$0.00		\$0.00		\$0.00	
6	Transfer Facility	N/A	LTC	185,632		\$0.00		N/A		N/A	

MONTHLY REPORT OF COST AND QUALITY OF COAL FOR ELECTRIC PLANTS
ORIGIN, TONNAGE, DELIVERED PRICE AND AS RECEIVED QUALITY

1. Report for: Mo. May 1998

2. Reporting Company: Florida Power Corporation

3. Plant Name: Transfer Facility IMT

4. Name, Title and Telephone Number of Contact
Person Concerning Data Submitted on this Form
Delmar J. Clark Jr., Senior Regulatory Financial Analyst
(813) 824-6491

5. Signature of Official Submitting Report


Delmar J. Clark Jr., Senior Regulatory Financial Analyst

6. Date Completed: July 15, 1998

Line No.	Supplier Name	Mine Location	Shipping Point	Transportation Mode	Tons	Effective Purchase Price (\$/Ton)	Additional Shorthaul & Loading Charges (\$/Ton)	Rail Rate (\$/Ton)	Other Rail Charges (\$/Ton)	River Barge Rate (\$/Ton)	Trans-loading Rate (\$/Ton)	Ocean Barge Rate (\$/Ton)	Other Water Charges (\$/Ton)	Other Related Charges (\$/Ton)	Transportation Charges (\$/Ton)	F.O.B. Plant Price (\$/Ton)
(a)	(b)	(c)	(d)	(e)	(f)	(g)	(h)	(i)	(j)	(k)	(l)	(m)	(n)	(o)	(p)	(q)
1	A. T. Massey Coal Co.	08, Wv, 005	Boone, Wv	TR&B	56,780		N/A	N/A	N/A	N/A	N/A	N/A	N/A	N/A		\$42.99
2	Pen Coal Company	08, Ky, 071	Floyd, Ky	B	6,997		N/A	N/A	N/A	N/A	N/A	N/A	N/A	N/A		\$45.54
3	Pen Coal Company	08, Wv, 099	Wayne, Wv	B	34,194		N/A	N/A	N/A	N/A	N/A	N/A	N/A	N/A		\$45.54
4	Coal Network, Inc.	08, Wv, 059	Mingo, Wv	B	9,303		N/A	N/A	N/A	N/A	N/A	N/A	N/A	N/A		\$38.04
5	Kanawha River Terminal	08, Wv, 039	Kanawha, Wv	B	7,196		N/A	N/A	N/A	N/A	N/A	N/A	N/A	N/A		\$31.99
6	Kentucky May Coal Co.	08, Ky, 133	Letcher, Ky	B	1,572		N/A	N/A	N/A	N/A	N/A	N/A	N/A	N/A		\$42.39
7	Kentucky May Coal Co.	08, Ky, 119	Knott, Ky	B	35,019		N/A	N/A	N/A	N/A	N/A	N/A	N/A	N/A		\$42.39
8	James River Coal Sales	08, Ky, 193	Perry, Ky	B	17,640		N/A	N/A	N/A	N/A	N/A	N/A	N/A	N/A		\$42.24
9	Kentucky Coal Terminal	08, Ky, 119	Knott, Ky	B	4,814		N/A	N/A	N/A	N/A	N/A	N/A	N/A	N/A		\$39.49
10	Riverwood Coal Sales	08, Ky, 195	Pike, Ky	B	5,370		N/A	N/A	N/A	N/A	N/A	N/A	N/A	N/A		\$39.19
11	Guasare Coal International	Maracaibo Venezuela	Maracaibo Venezuela	GB	18,547		N/A	N/A	N/A	N/A	N/A	N/A	N/A	N/A		\$34.98

MONTHLY REPORT OF COST AND QUALITY OF COAL FOR ELECTRIC PLANTS
ORIGIN, TONNAGE, DELIVERED PRICE AND AS RECEIVED QUALITY

1. Report for: Mo. May 1998
2. Reporting Company: Florida Power Corporation
3. Plant Name: Crystal River 1 & 2

4. Name, Title and Telephone Number of Contact Person Concerning Data Submitted on this Form
Delmar J. Clark Jr., Senior Regulatory Financial Analyst
(813) 824-6491

5. Signature of Official Submitting Report


Delmar J. Clark Jr., Senior Regulatory Financial Analyst

6. Date Completed: July 15, 1998

Line No.	Supplier Name	Mine Location	Shipping Point	Transportation Mode	Tons	Effective Purchase Price (\$/Ton)	Additional Shorthaul & Loading Charges (\$/Ton)	Rail Rate (\$/Ton)	Other Rail Charges (\$/Ton)	River Barge Rate (\$/Ton)	Trans-loading Rate (\$/Ton)	Ocean Barge Rate (\$/Ton)	Other Water Charges (\$/Ton)	Other Related Charges (\$/Ton)	Transportation Charges (\$/Ton)	F.O.B. Plant Price (\$/Ton)
(a)	(b)	(c)	(d)	(e)	(f)	(g)	(h)	(i)	(j)	(k)	(l)	(m)	(n)	(o)	(p)	(q)
1	Cyprus Cumberland Coal Corp.	08,Ky,013	Bell, Ky	UR	38,609		N/A			N/A	N/A	N/A	\$0.00	\$0.00		\$41.48
2	Consol, Inc.	08,Ky,133	Letcher, Ky	UR	58,297		N/A			N/A	N/A	N/A	\$0.00	\$0.00		\$41.42
3	Consol, Inc.	08,Ky,119	Knott, Ky	UR	9,620		N/A			N/A	N/A	N/A	\$0.00	\$0.00		\$41.17
4	Consol, Inc.	08,Ky,119	Knott, Ky	UR	19,470		N/A			N/A	N/A	N/A	\$0.00	\$0.00		\$40.67
5	Quaker Coal Company, Inc.	08,Ky,071	Floyd, Ky	UR	38,524		N/A			N/A	N/A	N/A	\$0.00	\$0.00		\$39.72
6	Quaker Coal Company, Inc.	08,Ky,195	Pike, Ky	UR	9,995		N/A			N/A	N/A	N/A	\$0.00	\$0.00		\$41.42
7	Franklin Coal Sales	08,Ky,195	Pike, Ky	UR	9,518		N/A			N/A	N/A	N/A	\$0.00	\$0.00		\$40.67
8	Franklin Coal Sales	08,Ky,119	Knott, Ky	UR	9,336		N/A			N/A	N/A	N/A	\$0.00	\$0.00		\$40.67
9	Cumberland River Energies	08,Ky,095	Harlan, Ky	UR	9,382		N/A			N/A	N/A	N/A	\$0.00	\$0.00		\$39.79
10	Transfer Facility	N/A	Plaquemine Parrish, La	OB	3,346		N/A			N/A	N/A	N/A	\$0.00	\$0.00		\$48.51

MONTHLY REPORT OF COST AND QUALITY OF COAL FOR ELECTRIC PLANTS
ORIGIN, TONNAGE, DELIVERED PRICE AND AS RECEIVED QUALITY

1. Report for: Mo. May 1998
2. Reporting Company: Florida Power Corporation
3. Plant Name: Crystal River 4 & 5

4. Name, Title and Telephone Number of Contact Person Concerning Data Submitted on this Form
Delmar J. Clark Jr., Senior Regulatory Financial Analyst
(813) 824-6491

5. Signature of Official Submitting Report


Delmar J. Clark Jr., Senior Regulatory Financial Analyst

6. Date Completed: July 15, 1998

Line No.	Supplier Name	Mine Location	Shipping Point	Transportation Mode	Tons	Effective Purchase Price (\$/Ton)	Additional Shorthaul & Loading Charges (\$/Ton)	Rail Rate (\$/Ton)	Other Rail Charges (\$/Ton)	River Barge Rate (\$/Ton)	Trans-loading Rate (\$/Ton)	Ocean Barge Rate (\$/Ton)	Other Water Charges (\$/Ton)	Other Related Charges (\$/Ton)	Transportation Charges (\$/Ton)	F.O.B. Plant Price (\$/Ton)
(a)	(b)	(c)	(d)	(e)	(f)	(g)	(h)	(i)	(j)	(k)	(l)	(m)	(n)	(o)	(p)	(q)
1	Powell Mountain Joint Venture	08,Va,105	Lee, Va	UR	58,737		N/A			N/A	N/A	N/A	\$0.00	\$0.00		\$52.34
2	Franklin Coal Sales	08,Ky,195	Pike, Ky	UR	18,592		N/A			N/A	N/A	N/A	\$0.00	\$0.00		\$42.64
3	Knott-Floyd Land Co.	08,Ky,071	Floyd, Ky	UR	9,624		N/A			N/A	N/A	N/A	\$0.00	\$0.00		\$39.39
4	Quaker Coal Company, Inc.	08,Ky,195	Pike, Ky	UR	9,840		N/A			N/A	N/A	N/A	\$0.00	\$0.00		\$41.39
5	McMining, Inc.	08,Ky,195	Pike, Ky	UR	9,633		N/A			N/A	N/A	N/A	\$0.00	\$0.00		\$42.39
6	Transfer Facility	N/A	Plaquemine Parrish, La	OB	185,632		N/A			N/A	N/A	N/A	\$0.00	\$0.00		\$50.22

MONTHLY REPORT OF COST AND QUALITY OF COAL FOR ELECTRIC PLANTS
REPORT OF ADJUSTMENTS TO PREVIOUS COAL DELIVERIES

1. Report for: Mo May 1998

2. Reporting Company: Florida Power Corporation

3. Plant Name: Transfer Facility IMT

4. Name, Title and Telephone Number of Contact
Person Concerning Data Submitted on this Form
Delmar J. Clark Jr., Senior Regulatory Financial Analyst
(813) 824-6491

5. Signature of Official Submitting Report

Delmar J. Clark Jr., Senior Regulatory Financial Analyst

6. Date Completed: July 15, 1998


Line No.	Month Reported	Form Plant Name	Intended Generating Plant	Supplier	Original Line Number	Old Volume (tons)	Form No.	Column Title	Old Value	New Value	New F.O.B. Plant Price	Reason for Revision
(a)	(b)	(c)	(d)	(e)	(f)	(g)	(h)	(i)	(j)	(k)	(l)	(m)
1	01/98	Transfer Facility - IMT		A. T. Massey Coal Co.	1	37,433	2A	(k) Quality Adjustments			\$42.90	Quality Adjustment
2	01/98	Transfer Facility - IMT		A. T. Massey Coal Co.	1	37,433	2	(f) Tons	37,433	33,755	\$42.90	Revised Tonnage See line 3 and 4
3	01/98	Transfer Facility - IMT		A. T. Massey Coal Co.	1	37,433	2	(f) Tons	37,433	3,678	\$42.90	Revised Tonnage
4	01/98	Transfer Facility - IMT		A. T. Massey Coal Co.	1	3,678	2A	(f) FOB Mine Price			\$44.58	FOB Mine Price
5	04/98	Transfer Facility - IMT		McMining, Inc.	2	8,881	2A	(k) Quality Adjustments			\$42.19	Quality Adjustment
6	03/98	Transfer Facility - IMT		A. T. Massey Coal Co.	1	44,204	2A	(k) Quality Adjustments			\$43.09	Quality Adjustment
7	03/98	Transfer Facility - IMT		Quaker Coal Co., Inc.	14	39,424	2A	(k) Quality Adjustments			\$42.38	Quality Adjustment
8	04/98	Transfer Facility - IMT		Kanawaha River Terminals	6	19,623	2A	(k) Quality Adjustments			\$32.53	Quality Adjustment
9	04/98	Transfer Facility - IMT		Pen Coal Company	3	5,506	2A	(k) Quality Adjustments			\$45.74	Quality Adjustment
10	04/98	Transfer Facility - IMT		Pen Coal Company	4	18,518	2A	(k) Quality Adjustments			\$45.74	Quality Adjustment
11	04/98	Transfer Facility - IMT		Stafford Coal Co.	5	9,757	2A	(k) Quality Adjustments			\$40.33	Quality Adjustment
12	04/98	Transfer Facility - IMT		Kentucky May Coal Co.	9	11,634	2A	(k) Quality Adjustments			\$40.79	Quality Adjustment
13	04/98	Transfer Facility - IMT		Kentucky May Coal Co.	7	36,773	2A	(k) Quality Adjustments			\$40.79	Quality Adjustment
14	02/98	Transfer Facility - IMT		A. T. Massey Coal Co.	1	43,209	2A	(k) Quality Adjustments			\$43.10	Quality Adjustment
15	03/98	Transfer Facility - IMT		Gusare Coal International	15	16,154	2B	(p) Transportation Charges			\$37.98	Math Error
16	03/98	Transfer Facility - IMT		Gusare Coal International	16	45,063	2B	(p) Transportation Charges			\$37.43	Math Error
17	03/98	Transfer Facility - IMT		Pen Coal Company	43	9,978	2C	(k) New Value			\$47.41	Math Error
18	03/98	Transfer Facility - IMT		Pen Coal Company	44	5,816	2C	(k) New Value			\$47.41	Math Error
19	03/98	Transfer Facility - IMT		Pen Coal Company	45	11,143	2C	(k) New Value			\$47.41	Math Error

MONTHLY REPORT OF COST AND QUALITY OF COAL FOR ELECTRIC PLANTS
 REPORT OF ADJUSTMENTS TO PREVIOUS COAL DELIVERIES

- 1. Report for: Mo. May 1998
- 2. Reporting Company: Florida Power Corporation
- 3. Plant Name: Transfer Facility TTI Systems, Inc.

4. Name, Title and Telephone Number of Contact
 Person Concerning Data Submitted on this Form
 Delmar J. Clark Jr., Senior Regulatory Financial Analyst
 (813) 824-6491

5. Signature of Official Submitting Report


 Delmar J. Clark Jr., Senior Regulatory Financial Analyst

6. Date Completed: July 15, 1998

Line No.	Month Reported	Form Plant Name	Intended Generating Plant	Supplier	Original Line Number	Old Volume (tons)	Form No.	Column Title	Old Value	New Value	New F.O.B. Plant Price	Reason for Revision
(a)	(b)	(c)	(d)	(e)	(f)	(g)	(h)	(i)	(j)	(k)	(l)	(m)


=== NONE ===

MONTHLY REPORT OF COST AND QUALITY OF COAL FOR ELECTRIC PLANTS
 REPORT OF ADJUSTMENTS TO PREVIOUS COAL DELIVERIES

- 1. Report for: Mo. May 1998
- 2. Reporting Company: Florida Power Corporation
- 3. Plant Name: Crystal River 1 & 2

4. Name, Title and Telephone Number of Contact
 Person Concerning Data Submitted on this Form
 Delmar J. Clark Jr., Senior Regulatory Financial Analyst
 (813) 824-6491

5. Signature of Official Submitting Report


 Delmar J. Clark Jr., Senior Regulatory Financial Analyst

6. Date Completed: July 15, 1998

Line No.	Month Reported	Form Plant Name	Intended Generating Plant	Supplier	Original Line Number	Old Volume (tons)	Form No.	Column Title	Old Value	New Value	New F.O.B. Plant Price	Reason for Revision
(a)	(b)	(c)	(d)	(e)	(f)	(g)	(h)	(i)	(j)	(k)	(l)	(m)
1	04/98	CR1&2	CR1&2	Consol, Inc.	2	48,264	2A	(k) Quality Adjustments			\$41.53	Quality Adjustment
2	04/98	CR1&2	CR1&2	Consol, Inc.	3	19,679	2A	(k) Quality Adjustments			\$41.27	Quality Adjustment
3	04/98	CR1&2	CR1&2	Cumberland River Energies	6	19,260	2A	(k) Quality Adjustments			\$40.19	Quality Adjustment
4	03/98	CR1&2	CR1&2	Quaker Coal Company, Inc.	4	29,121	2A	(k) Quality Adjustments			\$39.86	Quality Adjustment
5	04/98	CR1&2	CR1&2	Quaker Coal Company, Inc.	4	48,586	2A	(k) Quality Adjustments			\$39.99	Quality Adjustment
6	03/98	CR1&2	CR1&2	Transfer Facility - IMT	9	16,154	2B	(g) Effective Purchase Price			\$46.56	Math Error
7	03/98	CR1&2	CR1&2	Knott-Floyd Land Co.	42	19,425	2C	(k) New Value			\$41.32	Math Error

MONTHLY REPORT OF COST AND QUALITY OF COAL FOR ELECTRIC PLANTS
REPORT OF ADJUSTMENTS TO PREVIOUS COAL DELIVERIES

1. Report for: Mo. May 1998

2. Reporting Company: Florida Power Corporation

3. Plant Name: Crystal River 4 & 5

4. Name, Title and Telephone Number of Contact
Person Concerning Data Submitted on this Form
Delmar J. Clark Jr., Senior Regulatory Financial Analyst
(813) 824-6491

5. Signature of Official Submitting Report

Delmar J. Clark Jr., Senior Regulatory Financial Analyst

6. Date Completed: July 15, 1998

Line No.	Month Reported	Form Plant Name	Intended Generating Plant	Supplier	Original Line Number	Old Volume (tons)	Form No.	Column Title	Old Value	New Value	New F.O.B. Plant Price	Reason for Revision
(a)	(b)	(c)	(d)	(e)	(f)	(g)	(h)	(i)	(j)	(k)	(l)	(m)
1	04/98	CR4&5	CR4&5	Consol, Inc.	4	9,738	2A	(k) Quality Adjustments			\$43.82	Quality Adjustment
2	04/98	CR4&5	CR4&5	Franklin Coal Sales	2	8,856	2A	(k) Quality Adjustments			\$42.70	Quality Adjustment
3	04/98	CR4&5	CR4&5	Franklin Coal Sales	3	9,428	2A	(k) Quality Adjustments			\$42.93	Quality Adjustment
4	04/98	CR4&5	CR4&5	Quaker Coal Company, Inc.	6	28,947	2A	(k) Quality Adjustments			\$42.47	Quality Adjustment
5	04/98	CR4&5	CR4&5	McMining, Inc.	5	8,849	2A	(k) Quality Adjustments			\$42.59	Quality Adjustment
6	12/97	CR4&5	CR4&5	Franklin Coal Sales	2	18,830	2	(f) Tons	18,830	15,598	\$44.81	Revised Tonnage See below
7	12/97	CR4&5	CR4&5	Franklin Coal Sales	2	18,830	2	(f) Tons	18,830	3,232	\$44.81	Revised Tonnage
8	12/97	CR4&5	CR4&5	Franklin Coal Sales	2	3,232	2A	(f) FOB Mine Price			\$42.89	FOB Mine Price
9	03/98	CR4&5	CR4&5	Transfer Facility - IMT	3	138,065	2B	(g) Effective Purchase Price			\$50.78	Math Error
10	04/98	CR4&5	CR4&5	Transfer Facility - IMT	7	137,794	2B	(g) Effective Purchase Price			\$50.52	Math Error

