



**Florida Power**  
A Progress Energy Company

JAMES A. MCGEE

April 24, 2001

Ms. Blanco S. Bayo, Director  
Division of Records and Reporting  
Florida Public Service Commission  
2540 Shumard Oak Blvd.  
Tallahassee, Florida 32399-0850

Re: Docket No. 010001-EI

Dear Ms. Bayo:

Enclosed for filing are ten (10) copies of Florida Power Corporation's FPSC 423 Forms for the month of February 2001. Forms 423-1A, 423-2, 423-2A, 423-2B, and 423-2C contained in this filing have been edited to delete certain confidential information. Florida Power's Request for Specified Confidential Treatment, which includes an unedited copy of the 423 Forms, has been submitted for filing this date under separate cover.

Please acknowledge your receipt and filing of the above on the enclosed copy of this letter and return same to me.

Very truly yours,

James A. McGee

JAM:kbd  
Enclosures  
cc: Parties of record

CERTIFICATE OF SERVICE

Docket No. 010001-EI

I HEREBY CERTIFY that a true copy of Florida Power Corporation's 423 Forms for the month of February 2001 have been furnished to the following individuals by regular U.S. Mail this 24<sup>th</sup> day of April, 2001.

Matthew M. Childs, Esquire  
Steel, Hector & Davis  
215 South Monroe, Suite 601  
Tallahassee, FL 32301-1804

Jeffrey A. Stone, Esquire  
Russell A. Badders, Esquire  
Beggs and Lane  
P. O. Box 12950  
Pensacola, FL 32576-2950

Lee L. Willis, Esquire  
James D. Beasley, Esquire  
Ausley & McMullen  
P. O. Box 391  
Tallahassee, FL 32302


Wm. Cochran Keating, IV  
Staff Counsel  
Florida Public Service Commission  
2540 Shumard Oak Boulevard  
Tallahassee, FL 32399-0850

Stephen C. Burgess, Esquire  
Office of the Public Counsel  
111 West Madison Street  
Room 812  
Tallahassee, FL 32399-1400

Joseph A. McGlothlin, Esquire  
Vicki Gordon Kaufman, Esquire  
McWhirter, Reeves, McGlothlin,  
Davidson, Decker, Kaufman,  
Arnold & Steen, P.A.  
117 S. Gadsden Street  
Tallahassee, FL 32301

John McWhirter, Jr.  
McWhirter, Reeves, McGlothlin,  
Davidson, Decker, Kaufman,  
Arnold & Steen, P.A.  
P. O. Box 3350  
Tampa, FL 33601

Norman Horton, Jr., Esquire  
Messer, Caparello & Self  
P. O. Box 1876  
Tallahassee, FL 32302

  
\_\_\_\_\_  
Attorney

MONTHLY REPORT OF COST AND QUALITY OF FUEL OIL FOR ELECTRIC PLANTS  
ORIGIN, VOLUME DELIVERED PRICE AND AS RECEIVED QUALITY

1 REPORTING MONTH Feb-01  
2 REPORTING COMPANY FLORIDA POWER CORPORATION

3 NAME, TITLE & TELEPHONE NUMBER OF CONTACT PERSON CONCERNING DATA  
SUBMITTED ON THIS FORM MANNY PEREZ, ACCOUNTANT (727) 820-5302  
4 SIGNATURE OF OFFICIAL SUBMITTING REPORT *Javier Portuondo*  
JAVIER PORTUONDO - MANAGER, REGULATORY SERVICES

5 DATE COMPLETED 04/11/01

LINE NO (a)	PLANT NAME (b)	SUPPLIER NAME (c)	SHIPPING POINT (d)	PURCHASE TYPE (e)	DELIVERY LOCATION (f)	DELIVERY DATE (g)	TYPE OIL (h)	SULFUR CONTENT (%) (i)	BTU CONTENT (Btu/gal) (j)	VOLUME (Bbls) (k)	DELIVERED PRICE (\$/Bbl) (l)
1	ANCLOTE	BP OIL COMPANY	TAMPA, FL	MTC	FOB PLANT	02/01	F02	0.50	136,568	546	\$37.8360
2	AVON PARK PEAKERS	BP OIL COMPANY	TAMPA, FL	MTC	FOB PLANT	02/01	F02	0.50	136,568	540	\$37.3056
3	BARTOW	NO DELIVERIES									
4	BARTOW PEAKERS	CENTRAL OIL COMPANY	TAMPA, FL	MTC	FOB PLANT	02/01	F02	0.49	138,000	2,856	\$48.0758
5	BARTOW FUEL TERMINAL-UNIT 4	RIO ENERGY INTERNATIONAL INC	HOUSTON, TX	MTC	FOB TERMINAL	02/01	F06	2.23	151,832	108,754	\$20.1224
6	BARTOW NORTH FUEL TERMINAL	RIO ENERGY INTERNATIONAL INC	HOUSTON, TX	MTC	FOB TERMINAL	02/01	F06	0.50	136,568	122,364	\$22.1989
7	BARTOW SOUTH FUEL TERMINAL	RIO ENERGY INTERNATIONAL INC	HOUSTON, TX	MTC	FOB TERMINAL	02/01	F06	0.50	138,568	120,140	\$24.6423
8	BAYBORO PEAKERS	NO DELIVERIES									
9	CRYSTAL RIVER NORTH	BP OIL COMPANY	TAMPA, FL	MTC	FOB PLANT	02/01	F02	0.50	138,568	4,250	\$36.8241
10	CRYSTAL RIVER SOUTH	BP OIL COMPANY	TAMPA, FL	MTC	FOB PLANT	02/01	F02	0.50	138,568	1,961	\$39.6557
11	DEBARY PEAKERS	BP OIL COMPANY	TAMPA, FL	MTC	FOB PLANT	02/01	F02	0.27	136,989	7,091	\$37.8416
12	HINES PLANT PEAKERS	NO DELIVERIES									
13	HIGGINS PEAKERS	NO DELIVERIES									
14	INTERCESSION CITY PEAKERS	BP OIL COMPANY	TAMPA, FL	MTC	FOB PLANT	02/01	F02	0.19	137,143	78,672	\$39.0121
15	CRYSTAL RIVER NUCLEAR PLANT	NO DELIVERIES									
16	RIO PINAR PEAKERS	BP OIL COMPANY	TAMPA, FL	MTC	FOB PLANT	02/01	F02	0.50	136,568	714	\$41.0128
17	SUWANNEE PEAKERS	BP OIL COMPANY	TAMPA, FL	MTC	FOB PLANT	02/01	F02	0.50	136,568	3,572	\$36.8479
18	SUWANNEE PEAKERS	TEXPAR ENERGY INC	VALDOSTA, GA	MTC	FOB PLANT	02/01	F02	2.35	152,639	3,040	\$39.0927







**MONTHLY REPORT OF COST AND QUALITY OF COAL FOR ELECTRIC PLANTS  
ORIGIN, TONNAGE, DELIVERED PRICE AND AS RECEIVED QUALITY**


1. Report for: Mo. February 2001

2. Reporting Company: Florida Power Corporation

3. Plant Name: Transfer Facility - IMT

4. Name, Title and Telephone Number of Contact  
Person Concerning Data Submitted on this Form  
Delmar J. Clark Jr., Business Analyst  
(727) 824-6616

5. Signature of Official Submitting Report

  
Delmar J. Clark Jr., Business Analyst

6. Date Completed: April 16, 2001

Line No.	Supplier Name	Mine Location	Purchase Type	Transportation Mode	Tons	Effective Purchase Price (\$/Ton)	Total Transportation Cost (\$/Ton)	F.O.B. Plant Price (\$/Ton)	As Received Coal Quality			
									Percent Sulfur (%)	Btu Content (Btu/lb)	Percent Ash (%)	Percent Moisture (%)
(a)	(b)	(c)	(d)	(e)	(f)	(g)	(h)	(i)	(j)	(k)	(l)	(m)
1	Emerald International Corporation	50 , IM , 999	S	GB	59,817			\$49.00	0.72	12,520	6.28	7.12
2	Inter-American Coal, Inc.	50 , IM , 999	S	GB	42,504			\$44.78	0.69	13,175	6.32	6.21
3	Pen Coal Company	08 , Wv , 99	MTC	B	7,946			\$49.43	0.65	12,242	11.36	6.40
4	Black Hawk Synfuel, LLC	08 , Wv , 39	S	B	10,543			\$44.66	0.68	12,143	12.51	6.90
5	Black Hawk Synfuel, LLC	08 , Wv , 39	S	B	97,273			\$44.66	0.68	12,099	12.19	7.43
6	New River Synfuel, LLC	08 , Wv , 39	S	B	38,082			\$42.71	0.68	12,095	12.36	7.29
7	Black Hawk Synfuel, LLC	08 , Wv , 39	S	B	3,594			\$40.91	0.77	12,336	10.78	7.20

APR 18 2001

**MONTHLY REPORT OF COST AND QUALITY OF COAL FOR ELECTRIC PLANTS  
ORIGIN, TONNAGE, DELIVERED PRICE AND AS RECEIVED QUALITY**


1. Report for: Mo. February 2001

2. Reporting Company: Florida Power Corporation

3. Plant Name: Crystal River 1 & 2

4. Name, Title and Telephone Number of Contact  
Person Concerning Data Submitted on this Form  
Delmar J. Clark Jr., Business Analyst  
(727) 824-6616

5. Signature of Official Submitting Report

  
Delmar J. Clark Jr., Business Analyst

6. Date Completed: April 16, 2001

Line No.	Supplier Name	Mine Location	Purchase Type	Transportation Mode	Tons	Effective Purchase Price (\$/Ton)	Total Transportation Cost (\$/Ton)	F.O.B. Plant Price (\$/Ton)	As Received Coal Quality			
									Percent Sulfur (%)	Btu Content (Btu/lb)	Percent Ash (%)	Percent Moisture (%)
(a)	(b)	(c)	(d)	(e)	(f)	(g)	(h)	(i)	(j)	(k)	(l)	(m)
1	AEI Coal Sales Co., Inc.	08 , Ky , 193	MTC	UR	9,494			\$43.96	1.02	12,072	11.68	6.52
2	Consolidated Coal Sales	08 , Ky , 119	MTC	UR	9,777			\$42.98	0.98	12,924	7.22	6.43
3	Consolidated Coal Sales	08 , Ky , 133	MTC	UR	58,573			\$42.98	1.06	13,051	7.32	5.97
4	Diamond May Coal Company	08 , Ky , 119	S	UR	39,212			\$50.61	1.12	12,635	8.23	7.39
5	A. T. Massey Coal Company	08 , Ky , 195	MTC	UR	67,871			\$43.18	0.97	12,885	7.10	7.14
6	Quaker Coal Company, Inc.	08 , Ky , 195	MTC	UR	19,561			\$47.48	1.02	12,492	10.41	6.16
7	Transfer Facility	N/A	N/A	OB	N/A			N/A	N/A	N/A	N/A	N/A




**MONTHLY REPORT OF COST AND QUALITY OF COAL FOR ELECTRIC PLANTS  
ORIGIN, TONNAGE, DELIVERED PRICE AND AS RECEIVED QUALITY**

1. Report for: Mo. February 2001  
 2. Reporting Company: Florida Power Corporation  
 3. Plant Name: Crystal River 4 & 5

4. Name, Title and Telephone Number of Contact  
 Person Concerning Data Submitted on this Form  
 Delmar J. Clark Jr., Business Analyst  
 (727) 824-6616

5. Signature of Official Submitting Report

  
 Delmar J. Clark Jr., Business Analyst

6. Date Completed: April 16, 2001


Line No.	Supplier Name	Mine Location	Purchase Type	Transportation Mode	Tons	Effective Purchase Price (\$/Ton)	Total Transportation Cost (\$/Ton)	F.O.B. Plant Price (\$/Ton)	As Received Coal Quality			
									Percent Sulfur (%)	Btu Content (Btu/lb)	Percent Ash (%)	Percent Moisture (%)
(a)	(b)	(c)	(d)	(e)	(f)	(g)	(h)	(i)	(j)	(k)	(l)	(m)
1	Powell Mountain Coal Company	08 , Ky , 119	LTC	UR	28,844			\$51.20	0.69	12,807	7.63	6.72
2	Quaker Coal Company, Inc.	08 , Ky , 195	MTC	UR	9,778			\$50.77	0.74	12,525	9.35	7.22
3	Transfer Facility	N/A	N/A	OB	220,468			\$54.68	0.68	12,436	10.07	7.01

**MONTHLY REPORT OF COST AND QUALITY OF COAL FOR ELECTRIC PLANTS  
ORIGIN, TONNAGE, DELIVERED PRICE AND AS RECEIVED QUALITY**

- 1. Report for: Mo. February 2001
- 2. Reporting Company: Florida Power Corporation
- 3. Plant Name: Transfer Facility - IMT

4. Name, Title and Telephone Number of Contact Person Concerning Data Submitted on this Form  
 Delmar J. Clark Jr., Business Analyst  
 (727) 824-6616

5. Signature of Official Submitting Report

  
 Delmar J. Clark Jr., Business Analyst

6. Date Completed: April 16, 2001

Line No.	Supplier Name	Mine Location	Purchase Type	Tons	F.O.B. Mine Price (\$/Ton)	Short Haul & Loading Charges (\$/Ton)	Original Invoice Price (\$/Ton)	Retro-active Price Inc(Dec) (\$/Ton)	Base Price (\$/Ton)	Quality Adjustments (\$/Ton)	Effective Purchase Price (\$/Ton)
(a)	(b)	(c)	(d)	(e)	(f)	(g)	(h)	(i)	(j)	(k)	(l)
1	Emerald International Corporation	50 , IM , 999	S	59,817		\$0.00					
2	Inter-American Coal, Inc.	50 , IM , 999	S	42,504		\$0.00					
3	Pen Coal Company	08 , Wv , 99	MTC	7,946		\$0.00					
4	Black Hawk Synfuel, LLC	08 , Wv , 39	S	10,543		\$0.00					
5	Black Hawk Synfuel, LLC	08 , Wv , 39	S	97,273		\$0.00					
6	New River Synfuel, LLC	08 , Wv , 39	S	38,082		\$0.00					
7	Black Hawk Synfuel, LLC	08 , Wv , 39	S	3,594		\$0.00					

**MONTHLY REPORT OF COST AND QUALITY OF COAL FOR ELECTRIC PLANTS  
ORIGIN, TONNAGE, DELIVERED PRICE AND AS RECEIVED QUALITY**


1. Report for: Mo. February 2001

2. Reporting Company: Florida Power Corporation

3. Plant Name: Crystal River 1 & 2

4. Name, Title and Telephone Number of Contact  
Person Concerning Data Submitted on this Form  
Delmar J. Clark Jr., Business Analyst  
(727) 824-6616

5. Signature of Official Submitting Report

  
Delmar J. Clark Jr., Business Analyst

6. Date Completed: April 16, 2001

Line No.	Supplier Name	Mine Location	Purchase Type	Tons	F.O.B. Mine Price (\$/Ton)	Short Haul & Loading Charges (\$/Ton)	Original Invoice Price (\$/Ton)	Retro-active Price Increases (\$/Ton)	Base Price (\$/Ton)	Quality Adjust-ments (\$/Ton)	Effective Purchase Price (\$/Ton)
(a)	(b)	(c)	(d)	(e)	(f)	(g)	(h)	(i)	(j)	(k)	(l)
1	AEI Coal Sales Co., Inc.	08 , Ky , 193	MTC	9,494		\$0.00					
2	Consolidated Coal Sales	08 , Ky , 119	MTC	9,777		\$0.00					
3	Consolidated Coal Sales	08 , Ky , 133	MTC	58,573		\$0.00					
4	Diamond May Coal Company	08 , Ky , 119	S	39,212		\$0.00					
5	A. T. Massey Coal Company	08 , Ky , 195	MTC	67,871		\$0.00					
6	Quaker Coal Company, Inc.	08 , Ky , 195	MTC	19,561		\$0.00					
7	Transfer Facility	N/A	N/A	N/A		\$0.00					

**MONTHLY REPORT OF COST AND QUALITY OF COAL FOR ELECTRIC PLANTS  
ORIGIN, TONNAGE, DELIVERED PRICE AND AS RECEIVED QUALITY**


1. Report for: Mo. February 2001

2. Reporting Company: Florida Power Corporation

3. Plant Name: Crystal River 4 & 5

4. Name, Title and Telephone Number of Contact Person Concerning Data Submitted on this Form  
Delmar J. Clark Jr., Business Analyst  
(727) 824-6616

5. Signature of Official Submitting Report

  
Delmar J. Clark Jr., Business Analyst

6. Date Completed: April 16, 2001


Line No.	Supplier Name	Mine Location	Purchase Type	Tons	F.O.B. Mine Price (\$/Ton)	Short Haul & Loading Charges (\$/Ton)	Original Invoice Price (\$/Ton)	Retro-active Price Increases (\$/Ton)	Base Price (\$/Ton)	Quality Adjustments (\$/Ton)	Effective Purchase Price (\$/Ton)
(a)	(b)	(c)	(d)	(e)	(f)	(g)	(h)	(i)	(j)	(k)	(l)
1	Powell Mountain Coal Company	08 , Ky , 119	LTC	28,844		\$0.00					
2	Quaker Coal Company, Inc.	08 , Ky , 195	MTC	9,778		\$0.00					
3	Transfer Facility	N/A	N/A	220,468		\$0.00					

**MONTHLY REPORT OF COST AND QUALITY OF COAL FOR ELECTRIC PLANTS  
ORIGIN, TONNAGE, DELIVERED PRICE AND AS RECEIVED QUALITY**

- 1. Report for: Mo. February 2001
- 2. Reporting Company: Florida Power Corporation
- 3. Plant Name: Transfer Facility - IMT

4. Name, Title and Telephone Number of Contact Person Concerning Data Submitted on this Form  
 Delmar J. Clark Jr., Business Analyst  
 (727) 824-6616

5. Signature of Official Submitting Report

  
 Delmar J. Clark Jr., Business Analyst

6. Date Completed: April 16, 2001


Line No.	Supplier Name	Mine Location	Shipping Point	Transportation Mode	Tons	Effective Purchase Price (\$/Ton)	Additional Shorthaul & Loading Charges (\$/Ton)	Rail Rate (\$/Ton)	Other Rail Charges (\$/Ton)	River Barge Rate (\$/Ton)	Trans-loading Rate (\$/Ton)	Ocean Barge Rate (\$/Ton)	Other Water Charges (\$/Ton)	Other Related Charges (\$/Ton)	Transportation Charges (\$/Ton)	F.O.B. Plant Price (\$/Ton)
(a)	(b)	(c)	(d)	(e)	(f)	(g)	(h)	(i)	(j)	(k)	(l)	(m)	(n)	(o)	(p)	(q)
1	Emerald International Corporation	50 , IM , 999	Maricaibo,Ve	GB	59,817		N/A	N/A	N/A	N/A	N/A	N/A	N/A	N/A		\$49.00
2	Inter-American Coal, Inc.	50 , IM , 999	Paez,Ve	GB	42,504		N/A	N/A	N/A	N/A	N/A	N/A	N/A	N/A		\$44.78
3	Pen Coal Company	08 , Wv , 99	Wayne, Wv	B	7,946		N/A	N/A	N/A	N/A	N/A	N/A	N/A	N/A		\$49.43
4	Black Hawk Synfuel, LLC	08 , Wv , 39	Kanawha,Wv	B	10,543		N/A	N/A	N/A	N/A	N/A	N/A	N/A	N/A		\$44.66
5	Black Hawk Synfuel, LLC	08 , Wv , 39	Kanawha,Wv	B	97,273		N/A	N/A	N/A	N/A	N/A	N/A	N/A	N/A		\$44.66
6	New River Synfuel, LLC	08 , Wv , 39	Kanawha,Wv	B	38,082		N/A	N/A	N/A	N/A	N/A	N/A	N/A	N/A		\$42.71
7	Black Hawk Synfuel, LLC	08 , Wv , 39	Kanawha,Wv	B	3,594		N/A	N/A	N/A	N/A	N/A	N/A	N/A	N/A		\$40.91

**MONTHLY REPORT OF COST AND QUALITY OF COAL FOR ELECTRIC PLANTS  
ORIGIN, TONNAGE, DELIVERED PRICE AND AS RECEIVED QUALITY**

1. Report for: Mo. February 2001  
 2. Reporting Company: Florida Power Corporation  
 3. Plant Name: Crystal River 1 & 2

4. Name, Title and Telephone Number of Contact  
 Person Concerning Data Submitted on this Form  
 Delmar J. Clark Jr., Business Analyst  
 (727) 824-6616

5. Signature of Official Submitting Report

  
 Delmar J. Clark Jr., Business Analyst

6. Date Completed: April 16, 2001

Line No.	Supplier Name	Mine Location	Shipping Point	Transportation Mode	Tons	Effective Purchase Price (\$/Ton)	Additional Shorthaul & Loading Charges (\$/Ton)	Rail Rate (\$/Ton)	Other Rail Charges (\$/Ton)	River Barge Rate (\$/Ton)	Trans-loading Rate (\$/Ton)	Ocean Barge Rate (\$/Ton)	Other Water Charges (\$/Ton)	Other Related Charges (\$/Ton)	Transportation Charges (\$/Ton)	F.O.B.
																Plant Price (\$/Ton)
(a)	(b)	(c)	(d)	(e)	(f)	(g)	(h)	(i)	(j)	(k)	(l)	(m)	(n)	(o)	(p)	(q)
1	AEI Coal Sales Co., Inc.	08 , Ky , 193	Perry, Ky	UR	9,494		N/A			N/A	N/A	N/A	\$0.00	\$0.00		\$43.96
2	Consolidated Coal Sales	08 , Ky , 119	Knott, Ky	UR	9,777		N/A			N/A	N/A	N/A	\$0.00	\$0.00		\$42.98
3	Consolidated Coal Sales	08 , Ky , 133	Letcher, Ky	UR	58,573		N/A			N/A	N/A	N/A	\$0.00	\$0.00		\$42.98
4	Diamond May Coal Company	08 , Ky , 119	Knott, Ky	UR	39,212		N/A			N/A	N/A	N/A	\$0.00	\$0.00		\$50.61
5	A. T. Massey Coal Company	08 , Ky , 195	Pike, Ky	UR	67,871		N/A			N/A	N/A	N/A	\$0.00	\$0.00		\$43.18
6	Quaker Coal Company, Inc.	08 , Ky , 195	Pike, Ky	UR	19,561		N/A			N/A	N/A	N/A	\$0.00	\$0.00		\$47.48
7	Transfer Facility	N/A	Plaquemines Parrish, La	OB	N/A		N/A			N/A	N/A	N/A	\$0.00	\$0.00		N/A

**MONTHLY REPORT OF COST AND QUALITY OF COAL FOR ELECTRIC PLANTS  
ORIGIN, TONNAGE, DELIVERED PRICE AND AS RECEIVED QUALITY**


1. Report for: Mo. February 2001

2. Reporting Company: Florida Power Corporation

3. Plant Name: Crystal River 4 & 5

4. Name, Title and Telephone Number of Contact  
Person Concerning Data Submitted on this Form  
Delmar J. Clark Jr., Business Analyst  
(727) 824-6616

5. Signature of Official Submitting Report

  
Delmar J. Clark Jr., Business Analyst

6. Date Completed: April 16, 2001


Line No.	Supplier Name	Mine Location	Shipping Point	Transportation Mode	Tons	Effective Purchase Price (\$/Ton)	Additional Shorthaul & Loading Charges (\$/Ton)	Rail Rate (\$/Ton)	Other Rail Charges (\$/Ton)	River Barge Rate (\$/Ton)	Trans-loading Rate (\$/Ton)	Ocean Barge Rate (\$/Ton)	Other Water Charges (\$/Ton)	Other Related Charges (\$/Ton)	Transportation Charges (\$/Ton)	F.O.B. Plant Price (\$/Ton)
(a)	(b)	(c)	(d)	(e)	(f)	(g)	(h)	(i)	(j)	(k)	(l)	(m)	(n)	(o)	(p)	(q)
1	Powell Mountain Coal Company	08 , Ky , 119	Knott, Ky	UR	28,844		N/A			N/A	N/A	N/A	\$0.00	\$0.00		\$51.20
2	Quaker Coal Company, Inc.	08 , Ky , 195	Pike, Ky	UR	9,778		N/A			N/A	N/A	N/A	\$0.00	\$0.00		\$50.77
3	Transfer Facility	N/A	Plaquemines Parrish, La	OB	220,468		N/A			N/A	N/A	N/A	\$0.00	\$0.00		\$54.68

**MONTHLY REPORT OF COST AND QUALITY OF COAL FOR ELECTRIC PLANTS  
REPORT OF ADJUSTMENTS TO PREVIOUS COAL DELIVERIES**

- 1. Report for: Mo. February 2001
- 2. Reporting Company: Florida Power Corporation
- 3. Plant Name: Transfer Facility - IMT

4. Name, Title and Telephone Number of Contact  
Person Concerning Data Submitted on this Form  
Delmar J. Clark Jr., Business Analyst  
(727) 824-6616

5. Signature of Official Submitting Report

  
Delmar J. Clark Jr., Business Analyst

6. Date Completed: April 16, 2001

Line No.	Month Reported	Form Plant Name	Intended Generating Plant	Supplier	Original Line Number	Old Volume (tons)	Form No.	Column Title	Old Value	New Value	New F.O.B. Plant Price	Reason for Revision
(a)	(b)	(c)	(d)	(e)	(f)	(g)	(h)	(i)	(j)	(k)	(l)	(m)
1	01/01	Transfer Facility-IMT	Transfer Facility-IMT	Emerald International Corporatio	1	19,805	2A	(k) Quality Adjustments			\$ 45.96	Quality Adjustment
2	01/01	Transfer Facility-IMT	Transfer Facility-IMT	Emerald International Corporatio	2	56,685	2A	(k) Quality Adjustments			\$ 48.71	Quality Adjustment
3	01/01	Transfer Facility-IMT	Transfer Facility-IMT	Black Hawk Synfuel LLC	5	100,278	2A	(k) Quality Adjustments			\$ 44.78	Quality Adjustment
4	01/01	Transfer Facility-IMT	Transfer Facility-IMT	New River Synfuel, LLC	6	48,579	2A	(k) Quality Adjustments			\$ 41.93	Quality Adjustment
5	01/01	Transfer Facility-IMT	Transfer Facility-IMT	New River Synfuel, LLC	7	12,718	2A	(k) Quality Adjustments			\$ 41.66	Quality Adjustment




**MONTHLY REPORT OF COST AND QUALITY OF COAL FOR ELECTRIC PLANTS  
REPORT OF ADJUSTMENTS TO PREVIOUS COAL DELIVERIES**

- 1. Report for: Mo. February 2001
- 2. Reporting Company: Florida Power Corporation
- 3. Plant Name: Crystal River 1 & 2

4. Name, Title and Telephone Number of Contact  
Person Concerning Data Submitted on this Form  
Delmar J. Clark Jr., Business Analyst  
(727) 824-6616

5. Signature of Official Submitting Report

  
Delmar J. Clark Jr., Business Analyst

6. Date Completed: April 16, 2001

Line No.	Month Reported	Form Plant Name	Intended Generating Plant	Supplier	Original Line Number	Old Volume (tons)	Form No.	Column Title	Old Value	New Value	New F.O.B. Plant Price	Reason for Revision
(a)	(b)	(c)	(d)	(e)	(f)	(g)	(h)	(i)	(j)	(k)	(l)	(m)
1	01/01	CR1&2	CR1&2	Quaker Coal Company, Inc.	4	48,493	2A	(k) Quality Adjustments			\$ 48.07	Quality Adjustment

**MONTHLY REPORT OF COST AND QUALITY OF COAL FOR ELECTRIC PLANTS  
REPORT OF ADJUSTMENTS TO PREVIOUS COAL DELIVERIES**

1. Report for: Mo. February 2001

2. Reporting Company: Florida Power Corporation

3. Plant Name: Crystal River 4 & 5

4. Name, Title and Telephone Number of Contact  
Person Concerning Data Submitted on this Form  
Delmar J. Clark Jr., Business Analyst  
(727) 824-6616

5. Signature of Official Submitting Report

  
Delmar J. Clark Jr., Business Analyst

6. Date Completed: April 16, 2001

Line No.	Month Reported	Form Plant Name	Intended Generating Plant	Supplier	Original Line Number	Old Volume (tons)	Form No.	Column Title	Old Value	New Value	New F.O.B. Plant Price	Reason for Revision
(a)	(b)	(c)	(d)	(e)	(f)	(g)	(h)	(i)	(j)	(k)	(l)	(m)

**NONE**