



R. Wade Litchfield
 Senior Attorney
 Florida Authorized House Counsel
 Florida Power & Light Company
 700 Universe Boulevard
 Juno Beach, FL 33408-0420
 (561) 691-7135 (Facsimile)

ORIGINAL

Writer's Direct Dial:
 (561) 691-7101

May 22, 2001

RECEIVED - FPSC
 ON MAY 22 PM 3:59
 RECEIVED - HAND
 MAIL DELIVERY

VIA HAND DELIVERY

Blanca S. Bayó, Director
 Division of Records and Reporting
 Florida Public Service Commission
 Betty Easley Conference Center, Room 110
 2540 Shumard Oak Boulevard
 Tallahassee, Florida 32399-0850

Re: Docket No. 010001-EI - Monthly Fuel Filings

Dear Ms. Bayó:

Enclosed herewith for filing are the original and five (5) copies of the following monthly fuel reports for FPL:

- (a) FPSC Forms 423-1, 423-1(a) and 423-1(b) for the month of **February 2001**;
- (b) FPSC Forms 423-2, 423-2(a), and 423-2(b) for St. Johns River Power Park for the month of **February 2001**.
- (c) FPSC Forms 423-2, 423-2(a), and 423-2(b) for Plant Scherer for the month of **January 2001**; and

FPL's Request for Confidential Classification of the information removed from Form 423 1(a) is being filed under separate cover.

Should you have any questions regarding this filing, please contact me at (561) 691-7101.

Thanking you for your attention to this matter, I remain,

Sincerely,

mas

 R. Wade Litchfield

- APP _____
- CAF _____
- CMF _____
- COM _____
- CTR _____
- ECR _____
- LEG _____
- OPC _____
- PAI _____
- PGO _____
- SEC _____
- SER _____
- OTH _____

RWL/acc
 Enclosures
 cc: Service List

MONTHLY REPORT OF COST AND QUALITY OF FUEL OIL FOR ELECTRIC PLANTS
ORIGIN, VOLUME, DELIVERED PRICE AND AS RECEIVED QUANTITY

1. REPORTING MONTH: FEB YEAR: 2001

2. REPORTING COMPANY: FLORIDA POWER & LIGHT COMPANY

3. NAME, TITLE TELEPHONE NUMBER OF CONTACT PERSON CONCERNING DATA
SUBMITTED ON THIS FORM: RITA MCLELLAN, REGULATORY AFFAIRS, (305) 552-40694. SIGNATURE OF OFFICIAL SUBMITTING REPORT: 

5. DATE COMPLETED: 04/18/2001

LINE NO	PLANT	SUPPLIER	SHIPPING POINT	PURCHASE TYPE	DELIVERY LOCATION	DELIVERY DATE	TYPE OIL	SULFUR (%)	BTU CONTENT (BTU / GAL)	VOLUME (BBLs)	PRICE (\$/BBL)
1	MANATEE	COASTAL	HOFTI	MTC	PORT MANATEE	02/06/2001	F06	0.98	153619	277410	27.8400
2	PT. EVERGLADES	COASTAL	HOFTI	MTC	PORT EVERGLADES	02/14/2001	F06	0.98	152524	180941	27.2550
3	PT. EVERGLADES	COASTAL	HOFTI	MTC	PORT EVERGLADES	02/24/2001	F06	0.98	150095	167441	24.8370
4	TURKEY POINT	COASTAL	HOFTI	MTC	FISHER ISLAND	02/14/2001	F06	0.97	150810	91251	27.2290
5	TURKEY POINT	COASTAL	HOFTI	MTC	FISHER ISLAND	02/24/2001	F06	0.97	150167	103040	24.8500
6	FT. MYERS	FAMM	CONVENT & ST ROSE	MTC	BOCA GRANDE	02/07/2001	F06	1.50	154238	83736	23.3230
7	FT. MYERS	FAMM	FREEPORT, BAHAMAS	MTC	BOCA GRANDE	02/22/2001	F06	1.70	149786	83057	23.9340
8	SANFORD	NOVARCO	FAWLEY, UK	MTC	JACKSONVILLE	02/21/2001	F06	1.60	153381	250947	23.8980
9	MANATEE	COASTAL	NORCO & ST ROSE	S	PORT MANATEE	02/13/2001	F06	0.97	152952	60409	27.1250
10	RIVIERA	COASTAL	CORPUS CHRISTI	S	RIVIERA	02/12/2001	F06	2.20	153381	127326	24.0370
11	MARTIN	EQUIVA	IMTT ST ROSE, LA	S	PALM BEACH	02/17/2001	F06	0.97	152143	116880	26.1080
12	RIVIERA	EQUIVA	NEW ORLEANS	S	RIVIERA	02/07/2001	F06	0.96	152881	113071	27.0420
13	RIVIERA	GLENCORE	ST ROSE	S	RIVIERA	02/03/2001	F06	0.90	153190	119831	27.9170
14	RIVIERA	GLENCORE	NOLA & ST ROSE	S	RIVIERA	02/28/2001	F06	0.99	153190	120373	25.0250
15	MARTIN	GLENCORE,LTD	ST ROSE	S	PALM BEACH	02/15/2001	F06	0.99	151929	120021	26.6000
16	CAPE CANAVERAL	NOVARCO	FAWLEY, UK	S	PORT CANAVERAL	02/02/2001	F06	0.91	154143	161625	26.3250
17	CAPE CANAVERAL	NOVARCO	UK	S	PORT CANAVERAL	02/16/2001	F06	1.00	150310	144470	26.3460
18	MARTIN	NOVARCO	RIVER	S	PALM BEACH	02/11/2001	F06	0.67	148643	144694	28.6290
19	MARTIN	NOVARCO	RIVER	S	PALM BEACH	02/22/2001	F06	0.69	151238	144062	25.9050
20	SANFORD	NOVARCO	FAWLEY, UK	S	JACKSONVILLE	02/01/2001	F06	1.70	152571	85908	22.8020
21	TURKEY POINT	NOVARCO	FAWLEY, UK	S	FISHER ISLAND	02/04/2001	F06	0.91	154500	161641	26.3250
22	CAPE CANAVERAL	VITOL	BORCO, BAHAMAS	S	PORT CANAVERAL	02/26/2001	F06	1.00	149000	200054	21.9430
23	MARTIN	VITOL	BAHAMAS	S	PALM BEACH	02/08/2001	F06	0.63	149690	141225	27.8470
24	MANATEE	VITOL	FREEPORT, BAHAMAS	S	PORT MANATEE	02/01/2001	F06	1.00	149643	316839	24.0140
25	PT. EVERGLADES	VITOL	BAHAMAS	S	PORT EVERGLADES	02/05/2001	F06	0.93	150738	120663	25.9380
26	PT. EVERGLADES	VITOL	BAHAMAS	S	PORT EVERGLADES	02/05/2001	F06	0.62	151238	50360	25.9380
27	MANATEE	COASTAL	NA-TRUCK DELIVERY	STC		02/05/2001	FO2	N/A	N/A	178	

MONTHLY REPORT OF COST AND QUALITY OF FUEL OIL FOR ELECTRIC PLANTS
ORIGIN, VOLUME, DELIVERED PRICE AND AS RECEIVED QUANTITY

1. REPORTING MONTH: FEB YEAR: 2001

2. REPORTING COMPANY: FLORIDA POWER & LIGHT COMPANY

3. NAME, TITLE TELEPHONE NUMBER OF CONTACT PERSON CONCERNING DATA
SUBMITTED ON THIS FORM: RITA MCLELLAN, REGULATORY AFFAIRS, (305) 552-40694. SIGNATURE OF OFFICIAL SUBMITTING REPORT: 

5. DATE COMPLETED: 04/18/2001

LINE NO	PLANT	SUPPLIER	SHIPPING POINT	PURCHASE TYPE	DELIVERY LOCATION	DELIVERY DATE	TYPE OIL	SULFUR (%)	BTU CONTENT (BTU / GAL)	VOLUME (BBLs)	PRICE (\$/BBL)
28	MANATEE	COASTAL	NA-TRUCK DELIVERY	STC		02/05/2001	FO2	N/A	N/A	178	*
29	MANATEE	COASTAL	NA-TRUCK DELIVERY	STC		02/05/2001	FO2	N/A	N/A	178	*
30	MANATEE	COASTAL	NA-TRUCK DELIVERY	STC		02/16/2001	FO2	N/A	N/A	178	*
31	MANATEE	COASTAL	NA-TRUCK DELIVERY	STC		02/20/2001	FO2	N/A	N/A	178	*
32	MANATEE	COASTAL	NA-TRUCK DELIVERY	STC		02/21/2001	FO2	N/A	N/A	178	*
33	MANATEE	COASTAL	NA-TRUCK DELIVERY	STC		02/22/2001	FO2	N/A	N/A	177	*
34	MARTIN	COASTAL	NA-TRUCK DELIVERY			02/23/2001	FO3	N/A	N/A	3910	37.6300
35	PT. EVERGLADES	COASTAL	NA-TRUCK DELIVERY			02/01/2001	FO3	N/A	N/A	1153	39.0000
36	PT. EVERGLADES	COASTAL	NA-TRUCK DELIVERY			02/02/2001	FO3	N/A	N/A	1142	39.0000
37	PT. EVERGLADES	COASTAL	NA-TRUCK DELIVERY			02/05/2001	FO3	N/A	N/A	21	39.0000
38	PT. EVERGLADES	COASTAL	NA-TRUCK DELIVERY			02/10/2001	FO3	N/A	N/A	10000	38.2800
39	PUTNAM	STEUART	NA-TRUCK DELIVERY			02/01/2001	FO3	N/A	N/A	13666	40.4300
40	PT. EVERGLADES	AMERIGAS	NA-TRUCK DELIVERY	STC		02/08/2001	PRO	N/A	N/A	14	48.2600
41	PT. EVERGLADES	AMERIGAS	NA-TRUCK DELIVERY	STC		02/20/2001	PRO	N/A	N/A	10	49.1300
42	RIVIERA	AMERIGAS	NA-TRUCK DELIVERY	STC		02/08/2001	PRO	N/A	N/A	6	49.4200
43	RIVIERA	AMERIGAS	NA-TRUCK DELIVERY	STC		02/13/2001	PRO	N/A	N/A	6	49.3700
44	RIVIERA	AMERIGAS	NA-TRUCK DELIVERY	STC		02/23/2001	PRO	N/A	N/A	8	48.4500
45	TURKEY POINT	AMERIGAS	NA-TRUCK DELIVERY	STC		02/28/2001	PRO	N/A	N/A	6	48.0000
46	MANATEE	SUBURBAN	NA-TRUCK DELIVERY	STC		02/02/2001	PRO	N/A	N/A	10	62.7000
47	MANATEE	SUBURBAN	NA-TRUCK DELIVERY	STC		02/16/2001	PRO	N/A	N/A	17	56.3900
48	MANATEE	SUBURBAN	NA-TRUCK DELIVERY	STC		02/23/2001	PRO	N/A	N/A	2	51.8900

FPSC FORM NO. 423-1(b)

MONTHLY REPORT OF COST AND QUALITY OF FUEL OIL FOR ELECTRIC PLANTS
REPORT OF ADJUSTMENTS TO PREVIOUS OIL DELIVERIES

1. REPORTING MONTH: FEBRUARY YEAR: 2001

3. NAME, TITLE, & TELEPHONE NUMBER OF CONTACT PERSON CONCERNING DATA
SUBMITTED ON THIS FORM: RITA McLELLAN, REGULATORY AFFAIRS,

2. REPORTING COMPANY: FLORIDA POWER & LIGHT COMPANY

4. SIGNATURE OF OFFICIAL SUBMITTING REPORT: 

5. DATE COMPLETED: 04/15/2001

LINE NO.	MONTH REPORTED	FORM PLANT NAME	SUPPLIER	ORIGINAL LINE NUMBER	OLD VOLUME (BBLs)	FORM NO.	COLUMN DESIGNATOR & TITLE	OLD VALUE	NEW VALUE	NEW DELIVERED PRICE (\$/BBL)	REASON FOR REVISION
(A)	(B)	(C)	(D)	(E)	(F)	(G)	(H)	(I)	(J)	(K)	(L)
1	NONE										


**MONTHLY REPORT OF COST AND QUALITY OF COAL FOR ELECTRIC PLANTS
DETAIL OF INVOICE PURCHASE PRICE**

1. Report For Month/Yr: **February 2001**

4. Name, Title & Telephone Number of Contact
Person Concerning Data Submitted on this Form: **Sally W. Hill (305-552-4244)**

2. Reporting Company: **Florida Power & Light**

5. Signature of Official Submitting Report:



3. Plant Name: **St. Johns River Power Park (SJRPP)**

6. Date Completed: **March 8, 2001**

Line No.	Supplier Name	Mine Location	Purchase Type	Tons	FOB Mine Price (\$/Ton)	Short Haul & Loading Charge	Original Invoice Price (\$/Ton)	Retro-active Price Increases (\$/Ton)	Base Price (\$/Ton)	Quality Adjustments (\$/Ton)	Effective Purchase Price (\$/Ton)
(a)	(b)	(c)	(d)	(e)	(f)	(g)	(h)	(i)	(j)	(k)	(l)
1	Arch Coal Sales	08,KY,195	LTC	1,997	25.47	0.00	25.47	0.00	25.47	0.00	25.47
2	Arch Coal Sales	08,WV,039	LTC	2,075	21.70	0.00	21.70	0.00	21.70	0.00	21.70
3	Intercor	45,IM,999	LTC	9,452	37.57	0.00	37.57	0.00	37.57	0.00	37.57
4	James River Coal Sales, Inc.	08,KY,095	LTC	18,124	24.75	0.00	24.75	0.00	24.75	0.00	24.75
5	RAG Coal Sales of America	02,PA,059	S	2,013	20.25	0.00	20.25	0.00	20.25	0.00	20.25

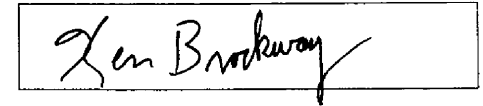
**MONTHLY REPORT OF COST AND QUALITY OF COAL FOR ELECTRIC PLANTS
ORIGIN, TONNAGE, DELIVERED PRICE AND AS RECEIVED QUALITY**

1. Report For Month/Yr: **February 2001**

4. Name, Title & Telephone Number of Contact
Person Concerning Data Submitted on this Form: **Sally W. Hill (305-552-4244)**

2. Reporting Company: **Florida Power & Light**

5. Signature of Official Submitting Report:



3. Plant Name: **St. Johns River Power Park (SJRPP)**

6. Date Completed:

March 8, 2001

Line No.	Supplier Name	Mine Location	Purchase Type	Transportation Mode	Tons	Effective Purchase Price (\$/Ton)	Total Trans Cost (\$/Ton)	FOB Plant Price (\$/Ton)	As Received Coal Quality			
									Sulfur Content (%)	Btu Content (%)	Ash Content (%)	Moisture Content (%)
(a)	(b)	(c)	(d)	(e)	(f)	(g)	(h)	(i)	(j)	(k)	(l)	(m)
1	Arch Coal Sales	08,KY,195	LTC	UR	1,997	25.47	17.16	42.63	1.03	11,903	14.40	6.50
2	Arch Coal Sales	08,WV,039	LTC	UR	2,075	21.70	19.16	40.86	0.85	12,139	13.10	5.50
3	Intercor	45,IM,999	LTC	OC	9,452	37.57	0.00	37.57	0.65	11,815	8.00	10.90
4	James River Coal Sales, Inc.	08,KY,095	LTC	UR	18,124	24.75	17.53	42.28	1.27	12,730	9.00	6.10
5	RAG Coal Sales of America	02,PA,059	S	UR	2,013	20.25	17.79	38.04	1.91	13,237	7.60	5.50

**MONTHLY REPORT OF COST AND QUALITY OF COAL FOR ELECTRIC PLANTS
DETAIL OF TRANSPORTATION CHARGES**

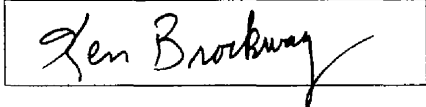
1. Report For Month/Yr: **February 2001**

4. Name, Title & Telephone Number of Contact

Person Concerning Data Submitted on this Form: **Sally W. Hill (305-552-4244)**

2. Reporting Company: **Florida Power & Light**

5. Signature of Official Submitting Report:



3. Plant Name: **St. Johns River Power Park (SJRPP)**

6. Date Completed:

March 8, 2001

Line No.	Supplier Name	Mine Location	Shipping Point	Transportation Mode	Tons	Effective Purchase Price (\$/Ton)	Short Haul & Loading Charge (\$/Ton)	Rail Charges		Waterborne Charges				Total Transport Charges (\$/Ton)	FOB Plant Price (\$/Ton)	
								Rail Rate (\$/Ton)	Other Rail Charges (\$/Ton)	River Barge Rate (\$/Ton)	Trans-loading Rate (\$/Ton)	Ocean Barge Rate (\$/Ton)	Other Water Charges (\$/Ton)			Related Charges (\$/Ton)
(a)	(b)	(c)	(d)	(e)	(f)	(g)	(h)	(i)	(j)	(k)	(l)	(m)	(n)	(o)		
1	Arch Coal Sales	08,KY,195	APEX MINE	UR	1,997	25.47	0.00	17.16	0.00	0.00	0.00	0.00	0.00	0.00	17.16	42.63
2	Arch Coal Sales	08,WV,039	SAMPLES	UR	2,075	21.70	0.00	19.16	0.00	0.00	0.00	0.00	0.00	0.00	19.16	40.86
3	Intercor	45,IM,999	EL CERREJON	OC	9,452	37.57	0.00	0.00	0.00	0.00	0.00	0.00	0.00	0.00	0.00	37.57
4	James River Coal Sales, Inc.	08,KY,095	CLOVER MINE	UR	18,124	24.75	0.00	17.53	0.00	0.00	0.00	0.00	0.00	0.00	17.53	42.28
5	RAG Coal Sales of America	02,PA,059	EMERALD MINE	UR	2,013	20.25	0.00	17.79	0.00	0.00	0.00	0.00	0.00	0.00	17.79	38.04

**MONTHLY REPORT OF COST AND QUALITY OF COAL FOR ELECTRIC PLANTS
ORIGIN, TONNAGE, DELIVERED PRICE, AND AS RECEIVED QUALITY**

1 Reporting Month: **January** Year: **2001**
 2 Reporting Company: **FLORIDA POWER & LIGHT COMPANY**
 3 Plant Name: **R.W.SCHERER**

4 Name, Title & Telephone Number of Contact Person Concerning Data Submitted on this Form: Michael J. Frank, Principal Accountant (912) 994-0022, ext. 3904.

5 Signature of Official Submitting Report:



6 Date Completed: 21-Mar-01

<u>Line No.</u> (a)	<u>Supplier Name</u> (b)	<u>Mine Location</u> (c)	<u>Purchase Type</u> (d)	<u>Transport Mode</u> (e)	<u>Tons</u> (f)	<u>Purchase Price (\$/Ton)</u> (g)	<u>Effective Transport Charges (\$/Ton)</u> (h)	<u>Total FOB Plant Price (\$/Ton)</u> (i)	<u>Sulfur Content (%)</u> (j)	<u>Btu Content (Btu/lb)</u> (k)	<u>Ash Content (%)</u> (l)	<u>Moisture Content (%)</u> (m)
(1)	AEI COAL SALES	08/KY/159	MTC	UR	24,851.57	48.306	12.95	61.256	0.65	12,737	7.74	6.68
(2)	BLUEGRASS	08/WV/059	MTC	UR	6,890.55	45.081	12.86	57.941	0.60	12,026	11.93	7.28
(3)	KENNECOTT	19/WY/005	S	UR	58,453.89	4.652	22.14	26.792	0.20	8,816	4.97	26.79
(4)	KENNECOTT	19/WY/005	S	UR	35,592.36	4.975	22.14	27.115	0.24	8,798	5.35	26.52
(5)	JACOBS RANCH	19/WY/005	S	UR	43,706.35	4.400	22.14	26.540	0.36	8,761	5.19	27.76
(6)	JACOBS RANCH	19/WY/005	S	UR	47,000.03	4.540	22.14	26.680	0.33	8,848	4.88	27.33

**MONTHLY REPORT OF COST AND QUALITY OF COAL FOR ELECTRIC PLANTS
DETAILED PURCHASED COAL INVOICE INFORMATION**

1. Reporting Month: **January** Year: **2001**
 2. Reporting Company: **FLORIDA POWER & LIGHT COMPANY**
 3. Plant Name: **R.W.SCHERER**

4. Name, Title & Telephone Number of Contact Person Concerning Data
 Submitted on this Form: Michael E. Lamp, Business Manager
 (478) 994-0022, ext. 3903.
 5. Signature of Official Submitting Report: *Ken Brookway*
 6. Date Completed: 21-Mar-01

<u>Line No.</u>	<u>Supplier Name</u>	<u>Mine Location</u>	<u>Purch. Type</u>	<u>Tons</u>	<u>FOB Mine Price (\$/Ton)</u>	<u>Shorthaul & Loading Charges (\$/Ton)</u>	<u>Original Invoice Price (\$/Ton)</u>	<u>Retroactive Price Increase (\$/Ton)</u>	<u>Base Price (\$/Ton)</u>	<u>Quality Adjustments (\$/Ton)</u>	<u>Effective Purchase Price (\$/Ton)</u>
(a)	(b)	(c)	(d)	(e)	(f)	(g)	(h)	(i)	(j)	(k)	(l)
(1)	AEI COAL SALES	08/KY/159	MTC	24,851.57	44.961	-	44.961	-	44.961	3.345	48.306
(2)	BLUEGRASS	08/WV/059	MTC	6,890.55	44.961	-	44.961	-	44.961	0.120	45.081
(3)	KENNECOTT	19/WY/005	S	58,453.89	4.644	-	4.644	-	4.644	0.008	4.652
(4)	KENNECOTT	19/WY/005	S	35,592.36	4.976	-	4.976	-	4.976	(0.001)	4.975
(5)	JACOBS RANCH	19/WY/005	S	43,706.35	4.441	-	4.441	-	4.441	(0.041)	4.400
(6)	JACOBS RANCH	19/WY/005	S	47,000.03	4.505	-	4.505	-	4.505	0.035	4.540

**MONTHLY REPORT OF COST AND QUALITY OF COAL FOR ELECTRIC PLANTS
DETAILED TRANSPORTATION INVOICE INFORMATION**

1 Reporting Month: **January** Year: **2001**
 2 Reporting Company: **FLORIDA POWER & LIGHT COMPANY**
 3 Plant Name: **R.W.SCHERER**

4. Name, Title & Telephone Number of Contact Person Concerning Data
 Submitted on this Form: Michael J. Frank, Principal Accountant
 (912) 994-0022, ext. 3904

5. Signature of Official Submitting Report:



6. Date Completed: 21-Mar-01

Line No.	Supplier Name	Mine Location	Shipping Point	Transport Mode	Tons	Effective Purchase Price (\$/Ton)	Additional Shorthaul & Loading Charges (\$/Ton)	Rail Charges		Waterborne Charges					Total Transportation Charges (\$/Ton)	FOB Plant Price (\$/Ton)
								Rail Rate (\$/Ton)	Other Rail Charges (\$/Ton)	River Barge Rate (\$/Ton)	Trans-loading Rate (\$/Ton)	Ocean Barge Rate (\$/Ton)	Other Water Charges (\$/Ton)	Other Related Charges (\$/Ton)		
(a)	(b)	(c)	(d)	(e)	(f)	(g)	(h)	(i)	(j)	(k)	(l)	(m)	(n)	(o)	(p)	(q)
(1)	AEI COAL SALES	08/KY/159	PONTIKI, KY	UR	24,851.57	48.306	-	12.95	-	-	-	-	-	-	12.95	61.256
(2)	BLUEGRASS	08/WV/059	MARROWBONE, WV	UR	6,890.55	45.081	-	12.86	-	-	-	-	-	-	12.86	57.941
(3)	KENNECOTT	19/WY/005	CONVERSE JCTN WY	UR	58,453.89	4.652	-	22.14	-	-	-	-	-	-	22.14	26.792
(4)	KENNECOTT	19/WY/005	CONVERSE JCTN WY	UR	35,592.36	4.975	-	22.14	-	-	-	-	-	-	22.14	27.115
(5)	JACOBS RANCH	19/WY/005	JACOBS JCTN, WY.	UR	43,706.35	4.400	-	22.14	-	-	-	-	-	-	22.14	26.540
(6)	JACOBS RANCH	19/WY/005	JACOBS JCTN, WY	UR	47,000.03	4.540	-	22.14	-	-	-	-	-	-	22.14	26.680

CERTIFICATE OF SERVICE

I, **THE UNDERSIGNED COUNSEL**, HEREBY CERTIFY that copies of Florida Power & Light Company's Forms 423-1, 423-1(a) edited, and 423-1(b) for the month of February 423-2, 423-2(a), and 423-2(b) for the month of January for Plant Scherer; and 423-2, 423-2(a), and 423-2(b) for the month of February 2001 for St. Johns River Power Park, have been served via first class mail, postage prepaid to the parties listed below, this 22nd day of May, 2001:

Bob Elias, Chief
Bureau of Electric & Gas
Division of Legal Services
Florida Public Service Commission
Gerald L. Gunter Building - Third Floor
2540 Shumard Oak Boulevard
Tallahassee, FL 32399-0850

G. Edison Holland, Esquire
Beggs & Lane
P.O. Box 12950
Pensacola, FL 32576

Major Gary A. Enders
United States Air Force
HQ USAF/ULT, STOP 21
Tyndall AFB, FL 32403-6001

Kenneth Hoffman, Esquire
Rutledge, Ecenia, Underwood
Purnell & Hoffman, P.A.
P.O. Box 551
Tallahassee, FL 32301-0551

Occidental Chemical Corporation
Energy Group
P.O. Box 809050
Dallas, TX 75380-9050

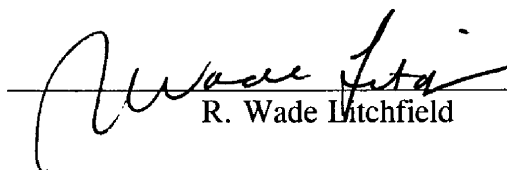
Joseph A. McGlothlin, Esquire
Vicki Gordon Kaufman, Esquire
McWhirter, Reeves, McGlothlin,
Davidson, Etc.
117 S. Gadsden Street
Tallahassee, FL 32301

Jack Shreve, Esquire
Office of Public Counsel
111 W. Madison Street
Room 812
Tallahassee, FL 32399-1400

Lee L. Wills, Esquire
James D. Beasley, Esquire
Ausley, McMullen, McGehee,
Carothers & Proctor
P.O. Box 391
Tallahassee, FL 32302

Lee G. Schmutde, Esquire
Reedy Creek Utilities, Inc.
P.O. Box 40
Lake Buena Vista, FL 32830

James A. McGee, Esquire
P.O. Box 14042
St. Petersburg, FL 33733


R. Wade Litchfield