



Florida Power
A Progress Energy Company

ORIGINAL JAMES A. MCGEE

May 29, 2001

RECEIVED-FPSC
01 MAY 31 AM 11:34
RECORDS AND REPORTING

Ms. Blanco S. Bayo, Director
Division of Records and Reporting
Florida Public Service Commission
2540 Shumard Oak Blvd.
Tallahassee, Florida 32399-0850

Re: Docket No. 010001-EI

Dear Ms. Bayo:

Enclosed for filing are ten (10) copies of Florida Power Corporation's FPSC 423 Forms for the month of March 2001. Forms 423-1A, 423-2, 423-2A, 423-2B, and 423-2C contained in this filing have been edited to delete certain confidential information. Florida Power's Request for Specified Confidential Treatment, which includes an unedited copy of the 423 Forms, has been submitted for filing this date under separate cover.

Please acknowledge your receipt and filing of the above on the enclosed copy of this letter and return same to me.

Very truly yours,

James A. McGee

- APP _____
- CAF _____
- CMP _____
- COM 5
- CTR _____
- ECR _____
- LEG 1
- OPC _____
- PAI _____
- RGO _____
- SEC 1
- SER _____
- OTH _____

JAM:kbd
Enclosures
cc: Parties of record

CERTIFICATE OF SERVICE

Docket No. 010001-EI

I HEREBY CERTIFY that a true copy of Florida Power Corporation's 423 Forms for the month of March 2001 have been furnished to the following individuals by regular U.S. Mail this 29th day of May, 2001.

Matthew M. Childs, Esquire
Steel, Hector & Davis
215 South Monroe, Suite 601
Tallahassee, FL 32301-1804

Jeffrey A. Stone, Esquire
Russell A. Badders, Esquire
Beggs and Lane
P. O. Box 12950
Pensacola, FL 32576-2950

Lee L. Willis, Esquire
James D. Beasley, Esquire
Ausley & McMullen
P. O. Box 391
Tallahassee, FL 32302

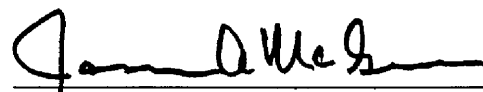
Wm. Cochran Keating, IV
Staff Counsel
Florida Public Service Commission
2540 Shumard Oak Boulevard
Tallahassee, FL 32399-0850

Stephen C. Burgess, Esquire
Office of the Public Counsel
111 West Madison Street
Room 812
Tallahassee, FL 32399-1400

Joseph A. McGlothlin, Esquire
Vicki Gordon Kaufman, Esquire
McWhirter, Reeves, McGlothlin,
Davidson, Decker, Kaufman,
Arnold & Steen, P.A.
117 S. Gadsden Street
Tallahassee, FL 32301

John McWhirter, Jr.
McWhirter, Reeves, McGlothlin,
Davidson, Decker, Kaufman,
Arnold & Steen, P.A.
P. O. Box 3350
Tampa, FL 33601

Norman Horton, Jr., Esquire
Messer, Caparello & Self
P. O. Box 1876
Tallahassee, FL 32302




Attorney

**MONTHLY REPORT OF COST AND QUALITY OF COAL FOR ELECTRIC PLANTS
ORIGIN, TONNAGE, DELIVERED PRICE AND AS RECEIVED QUALITY**

1. Report for: Mo. March 2001
 2. Reporting Company: Florida Power Corporation
 3. Plant Name: Transfer Facility - IMT

4. Name, Title and Telephone Number of Contact
 Person Concerning Data Submitted on this Form
 Delmar J. Clark Jr., Business Analyst
 (727) 824-6616

5. Signature of Official Submitting Report


 Delmar J. Clark Jr., Business Analyst

6. Date Completed: May 15, 2001


Line No.	Supplier Name	Mine Location	Purchase Type	Transportation Mode	Tons	Effective Purchase Price (\$/Ton)	Total Transportation Cost (\$/Ton)	F.O.B. Plant Price (\$/Ton)	As Received Coal Quality			
									Percent Sulfur (%)	Btu Content (Btu/lb)	Percent Ash (%)	Percent Moisture (%)
(a)	(b)	(c)	(d)	(e)	(f)	(g)	(h)	(i)	(j)	(k)	(l)	(m)
1	Inter-Ocean Coal, Inc.	50 , IM , 999	S	GB	47,005			\$44.16	0.99	11,762	10.87	6.23
2	Pen Coal Company	08 , Wv , 99	MTC	B	16,026			\$49.43	0.69	12,466	9.66	6.50
3	Black Hawk Synfuel, LLC	08 , Wv , 39	S	B	12,746			\$44.66	0.68	12,045	12.28	7.63
4	Black Hawk Synfuel, LLC	08 , Wv , 39	S	B	95,946			\$44.66	0.68	12,086	12.25	7.46
5	New River Synfuel, LLC	08 , Wv , 39	S	B	57,532			\$42.11	0.68	12,136	11.89	7.51

**MONTHLY REPORT OF COST AND QUALITY OF COAL FOR ELECTRIC PLANTS
ORIGIN, TONNAGE, DELIVERED PRICE AND AS RECEIVED QUALITY**

- 1. Report for: Mo. March 2001
- 2. Reporting Company: Florida Power Corporation
- 3. Plant Name: Crystal River 1 & 2

4. Name, Title and Telephone Number of Contact
Person Concerning Data Submitted on this Form
Delmar J. Clark Jr., Business Analyst
(727) 824-6616

5. Signature of Official Submitting Report


Delmar J. Clark Jr., Business Analyst

6. Date Completed: May 15, 2001


Line No.	Supplier Name	Mine Location	Purchase Type	Transportation Mode	Tons	Effective Purchase Price (\$/Ton)	Total Transportation Cost (\$/Ton)	F.O.B. Plant Price (\$/Ton)	As Received Coal Quality			
									Percent Sulfur (%)	Btu Content (Btu/lb)	Percent Ash (%)	Percent Moisture (%)
(a)	(b)	(c)	(d)	(e)	(f)	(g)	(h)	(i)	(j)	(k)	(l)	(m)
1	AEI Coal Sales Co., Inc.	08 , Ky , 193	MTC	UR	19,399			\$43.63	0.87	12,073	12.53	5.85
2	Consolidated Coal Sales	08 , Ky , 133	MTC	UR	59,239			\$42.65	1.03	12,976	7.48	6.26
3	Diamond May Coal Company	08 , Ky , 119	S	UR	29,295			\$50.28	1.06	12,740	7.98	6.83
4	A. T. Massey Coal Company	08 , Ky , 195	MTC	UR	48,431			\$42.85	1.05	12,750	7.91	7.13
5	Transfer Facility	N/A	N/A	OB	N/A			\$0.00	N/A	N/A	N/A	N/A

**MONTHLY REPORT OF COST AND QUALITY OF COAL FOR ELECTRIC PLANTS
ORIGIN, TONNAGE, DELIVERED PRICE AND AS RECEIVED QUALITY**

- 1. Report for: Mo. March 2001
- 2. Reporting Company: Florida Power Corporation
- 3. Plant Name: Crystal River 4 & 5

4. Name, Title and Telephone Number of Contact
 Person Concerning Data Submitted on this Form
 Delmar J. Clark Jr., Business Analyst
 (727) 824-6616

5. Signature of Official Submitting Report


 Delmar J. Clark Jr., Business Analyst

6. Date Completed: May 15, 2001

Line No.	Supplier Name	Mine Location	Purchase Type	Transportation Mode	Tons	Effective Purchase Price (\$/Ton)	Total Transportation Cost (\$/Ton)	F.O.B. Plant Price (\$/Ton)	As Received Coal Quality			
									Percent Sulfur (%)	Btu Content (Btu/lb)	Percent Ash (%)	Percent Moisture (%)
(a)	(b)	(c)	(d)	(e)	(f)	(g)	(h)	(i)	(j)	(k)	(l)	(m)
1	Consolidated Coal Sales	08 , Ky , 133	S	UR	9,759			\$67.93	0.73	13,163	7.09	6.04
2	Powell Mountain Coal Company	08 , Ky , 119	LTC	UR	28,903			\$50.86	0.74	12,927	6.75	7.03
3	Powell Mountain Coal Company	08 , Ky , 195	LTC	UR	9,919			\$50.49	0.49	12,831	7.88	5.95
4	Quaker Coal Company, Inc.	08 , Ky , 195	MTC	UR	29,316			\$50.43	0.71	12,642	9.76	6.38
5	Enron North America	08 , Wv , 045	S	UR	19,472			\$59.26	0.68	12,388	10.88	6.85
6	Transfer Facility	N/A	N/A	OB	168,491			\$53.77	0.69	12,331	10.88	7.05

**MONTHLY REPORT OF COST AND QUALITY OF COAL FOR ELECTRIC PLANTS
ORIGIN, TONNAGE, DELIVERED PRICE AND AS RECEIVED QUALITY**

1. Report for: Mo. March 2001
 2. Reporting Company: Florida Power Corporation
 3. Plant Name: Transfer Facility - IMT

4. Name, Title and Telephone Number of Contact
 Person Concerning Data Submitted on this Form
 Delmar J. Clark Jr., Business Analyst
 (727) 824-6616

5. Signature of Official Submitting Report

Delmar J. Clark Jr.
 Delmar J. Clark Jr., Business Analyst

6. Date Completed: May 15, 2001

Line No.	Supplier Name	Mine Location	Purchase Type	Tons	F.O.B. Mine Price (\$/Ton)	Short Haul & Loading Charges (\$/Ton)	Original Invoice Price (\$/Ton)	Retro-active Price Inc(Dec) (\$/Ton)	Base Price (\$/Ton)	Quality Adjustments (\$/Ton)	Effective Purchase Price (\$/Ton)
(a)	(b)	(c)	(d)	(e)	(f)	(g)	(h)	(i)	(j)	(k)	(l)
1	Inter-Ocean Coal, Inc.	50 , IM , 999	S	47,005		\$0.00					
2	Pen Coal Company	08 , Wv , 99	MTC	16,026		\$0.00					
3	Black Hawk Synfuel, LLC	08 , Wv , 39	S	12,746		\$0.00					
4	Black Hawk Synfuel, LLC	08 , Wv , 39	S	95,946		\$0.00					
5	New River Synfuel, LLC	08 , Wv , 39	S	57,532		\$0.00					

**MONTHLY REPORT OF COST AND QUALITY OF COAL FOR ELECTRIC PLANTS
ORIGIN, TONNAGE, DELIVERED PRICE AND AS RECEIVED QUALITY**

- 1. Report for: Mo. March 2001
- 2. Reporting Company: Florida Power Corporation
- 3. Plant Name: Crystal River 1 & 2

4. Name, Title and Telephone Number of Contact Person Concerning Data Submitted on this Form
 Delmar J. Clark Jr., Business Analyst
 (727) 824-6616

5. Signature of Official Submitting Report


 Delmar J. Clark Jr., Business Analyst

6. Date Completed: May 15, 2001

Line No.	Supplier Name	Mine Location	Purchase Type	Tons	F.O.B. Mine Price (\$/Ton)	Short Haul & Loading Charges (\$/Ton)	Original Invoice Price (\$/Ton)	Retro-active Price Increases (\$/Ton)	Base Price (\$/Ton)	Quality Adjustments (\$/Ton)	Effective Purchase Price (\$/Ton)
(a)	(b)	(c)	(d)	(e)	(f)	(g)	(h)	(i)	(j)	(k)	(l)
1	AEI Coal Sales Co., Inc.	08 , Ky , 193	MTC	19,399		\$0.00					
2	Consolidated Coal Sales	08 , Ky , 133	MTC	59,239		\$0.00					
3	Diamond May Coal Company	08 , Ky , 119	S	29,295		\$0.00					
4	A. T. Massey Coal Company	08 , Ky , 195	MTC	48,431		\$0.00					
5	Transfer Facility	N/A	N/A	N/A		\$0.00					

**MONTHLY REPORT OF COST AND QUALITY OF COAL FOR ELECTRIC PLANTS
ORIGIN, TONNAGE, DELIVERED PRICE AND AS RECEIVED QUALITY**

- 1. Report for: Mo. March 2001
- 2. Reporting Company: Florida Power Corporation
- 3. Plant Name: Crystal River 4 & 5

4. Name, Title and Telephone Number of Contact Person Concerning Data Submitted on this Form
 Delmar J. Clark Jr., Business Analyst
 (727) 824-6616

5. Signature of Official Submitting Report

Delmar J. Clark Jr.
 Delmar J. Clark Jr., Business Analyst


6. Date Completed: May 15, 2001

Line No.	Supplier Name	Mine Location	Purchase Type	Tons	F.O.B. Mine Price (\$/Ton)	Short Haul & Loading Charges (\$/Ton)	Original Invoice Price (\$/Ton)	Retro-active Price Increases (\$/Ton)	Base Price (\$/Ton)	Quality Adjustments (\$/Ton)	Effective Purchase Price (\$/Ton)
(a)	(b)	(c)	(d)	(e)	(f)	(g)	(h)	(i)	(j)	(k)	(l)
1	Consolidated Coal Sales	08 , Ky , 133	S	9,759		\$0.00					
2	Powell Mountain Coal Company	08 , Ky , 119	LTC	28,903		\$0.00					
3	Powell Mountain Coal Company	08 , Ky , 195	LTC	9,919		\$0.00					
4	Quaker Coal Company, Inc.	08 , Ky , 195	MTC	29,316		\$0.00					
5	Enron North America	08 , Wv , 045	S	19,472		\$0.00					
6	Transfer Facility	N/A	N/A	168,491		\$0.00					

**MONTHLY REPORT OF COST AND QUALITY OF COAL FOR ELECTRIC PLANTS
ORIGIN, TONNAGE, DELIVERED PRICE AND AS RECEIVED QUALITY**

- 1. Report for: Mo. March 2001
- 2. Reporting Company: Florida Power Corporation
- 3. Plant Name: Transfer Facility - IMT

4. Name, Title and Telephone Number of Contact
 Person Concerning Data Submitted on this Form
 Delmar J. Clark Jr., Business Analyst
 (727) 824-6616

5. Signature of Official Submitting Report

 Delmar J. Clark Jr., Business Analyst

6. Date Completed: May 15, 2001


Line No.	Supplier Name	Mine Location	Shipping Point	Transportation Mode	Tons	Effective Purchase Price (\$/Ton)	Additional Shorthaul & Loading Charges (\$/Ton)	Rail Rate (\$/Ton)	Other Rail Charges (\$/Ton)	River Barge Rate (\$/Ton)	Trans-loading Rate (\$/Ton)	Ocean Barge Rate (\$/Ton)	Other Water Charges (\$/Ton)	Other Related Charges (\$/Ton)	Transportation Charges (\$/Ton)	F.O.B. Plant Price (\$/Ton)
1	Inter-Ocean Coal, Inc.	50 , IM , 999	Pribbnow, Col	GB	47,005		N/A	N/A	N/A	N/A	N/A	N/A	N/A	N/A		\$44.16
2	Pen Coal Company	08 , Wv , 99	Wayne, Wv	B	16,026		N/A	N/A	N/A	N/A	N/A	N/A	N/A	N/A		\$49.43
3	Black Hawk Synfuel, LLC	08 , Wv , 39	Kanawha,Wv	B	12,746		N/A	N/A	N/A	N/A	N/A	N/A	N/A	N/A		\$44.66
4	Black Hawk Synfuel, LLC	08 , Wv , 39	Kanawha,Wv	B	95,946		N/A	N/A	N/A	N/A	N/A	N/A	N/A	N/A		\$44.66
5	New River Synfuel, LLC	08 , Wv , 39	Kanawha,Wv	B	57,532		N/A	N/A	N/A	N/A	N/A	N/A	N/A	N/A		\$42.11

**MONTHLY REPORT OF COST AND QUALITY OF COAL FOR ELECTRIC PLANTS
ORIGIN, TONNAGE, DELIVERED PRICE AND AS RECEIVED QUALITY**

- 1. Report for: Mo. March 2001
- 2. Reporting Company: Florida Power Corporation
- 3. Plant Name: Crystal River 1 & 2

4. Name, Title and Telephone Number of Contact
Person Concerning Data Submitted on this Form
Delmar J. Clark Jr., Business Analyst
(727) 824-6616

5. Signature of Official Submitting Report


Delmar J. Clark Jr., Business Analyst

6. Date Completed: May 15, 2001

Line No.	Supplier Name	Mine Location	Shipping Point	Transportation Mode	Tons	Effective Purchase Price (\$/Ton)	Additional Shorthaul & Loading Charges (\$/Ton)	Rail Rate (\$/Ton)	Other Rail Charges (\$/Ton)	River Barge Rate (\$/Ton)	Trans-loading Rate (\$/Ton)	Ocean Barge Rate (\$/Ton)	Other Water Charges (\$/Ton)	Other Related Charges (\$/Ton)	Transportation Charges (\$/Ton)	F.O.B. Plant Price (\$/Ton)
1	AEI Coal Sales Co., Inc.	08 , Ky , 193	Perry, Ky	UR	19,399		N/A			N/A	N/A	N/A	\$0.00	\$0.00		\$43.63
2	Consolidated Coal Sales	08 , Ky , 133	Letcher, Ky	UR	59,239		N/A			N/A	N/A	N/A	\$0.00	\$0.00		\$42.65
3	Diamond May Coal Company	08 , Ky , 119	Knott, Ky	UR	29,295		N/A			N/A	N/A	N/A	\$0.00	\$0.00		\$50.28
4	A. T. Massey Coal Company	08 , Ky , 195	Pike, Ky	UR	48,431		N/A			N/A	N/A	N/A	\$0.00	\$0.00		\$42.85
5	Transfer Facility	N/A	Plaquemines Parrish, La	OB	N/A		N/A			N/A	N/A	N/A	\$0.00	\$0.00		\$0.00

MONTHLY REPORT OF COST AND QUALITY OF COAL FOR ELECTRIC PLANTS
ORIGIN, TONNAGE, DELIVERED PRICE AND AS RECEIVED QUALITY

1. Report for: Mo. March 2001

2. Reporting Company: Florida Power Corporation

3. Plant Name: Crystal River 4 & 5

4. Name, Title and Telephone Number of Contact
Person Concerning Data Submitted on this Form
Delmar J. Clark Jr., Business Analyst
(727) 824-6616

5. Signature of Official Submitting Report


Delmar J. Clark Jr., Business Analyst

6. Date Completed: May 15, 2001

Line No.	Supplier Name	Mine Location	Shipping Point	Transportation Mode	Tons	Effective Purchase Price (\$/Ton)	Additional Shorthaul & Loading Charges (\$/Ton)	Rail Rate (\$/Ton)	Other Rail Charges (\$/Ton)	River Barge Rate (\$/Ton)	Trans-loading Rate (\$/Ton)	Ocean Barge Rate (\$/Ton)	Other Water Charges (\$/Ton)	Other Related Charges (\$/Ton)	Transportation Charges (\$/Ton)	F.O.B. Plant Price (\$/Ton)
(a)	(b)	(c)	(d)	(e)	(f)	(g)	(h)	(i)	(j)	(k)	(l)	(m)	(n)	(o)	(p)	(q)
1	Consolidated Coal Sales	08 , Ky , 133	Letcher, Ky	UR	9,759		N/A			N/A	N/A	N/A	\$0.00	\$0.00		\$67.93
2	Powell Mountain Coal Company	08 , Ky , 119	Knott, Ky	UR	28,903		N/A			N/A	N/A	N/A	\$0.00	\$0.00		\$50.86
3	Powell Mountain Coal Company	08 , Ky , 195	Pike, Ky	UR	9,919		N/A			N/A	N/A	N/A	\$0.00	\$0.00		\$50.49
4	Quaker Coal Company, Inc.	08 , Ky , 195	Pike, Ky	UR	29,316		N/A			N/A	N/A	N/A	\$0.00	\$0.00		\$50.43
5	Enron North America	08 , Wv , 045	Logan, Wv	UR	19,472		N/A			N/A	N/A	N/A	\$0.00	\$0.00		\$59.26
6	Transfer Facility	N/A	Plaquemines Parrish, La	OB	168,491		N/A			N/A	N/A	N/A	\$0.00	\$0.00		\$53.77

**MONTHLY REPORT OF COST AND QUALITY OF COAL FOR ELECTRIC PLANTS
REPORT OF ADJUSTMENTS TO PREVIOUS COAL DELIVERIES**


1. Report for: Mo. March 2001

2. Reporting Company: Florida Power Corporation

3. Plant Name: Transfer Facility - IMT

4. Name, Title and Telephone Number of Contact
Person Concerning Data Submitted on this Form
Delmar J. Clark Jr., Business Analyst
(727) 824-6616

5. Signature of Official Submitting Report


Delmar J. Clark Jr., Business Analyst

6. Date Completed: May 15, 2001

Line No.	Month Reported	Form Plant Name	Intended Generating Plant	Supplier	Original Line Number	Old Volume (tons)	Form No.	Column Title	Old Value	New Value	New F.O.B. Plant Price	Reason for Revision
(a)	(b)	(c)	(d)	(e)	(f)	(g)	(h)	(i)	(j)	(k)	(l)	(m)
1	12/00	Transfer Facility-IMT	Black Hawk Synfuel LLC		5	4,989	2A	(k) Quality Adjustments			\$ 38.79	Quality Adjustment
2	02/01	Transfer Facility-IMT	New River Synfuel, LLC		6	38,082	2A	(k) Quality Adjustments			\$ 41.80	Quality Adjustment
3	02/01	Transfer Facility-IMT	Black Hawk Synfuel LLC		4	10,543	2A	(k) Quality Adjustments			\$ 44.76	Quality Adjustment
4	02/01	Transfer Facility-IMT	Black Hawk Synfuel LLC		7	3,594	2A	(k) Quality Adjustments			\$ 41.60	Quality Adjustment
5	02/01	Transfer Facility-IMT	Pen Coal Company		3	7,946	2A	(k) Quality Adjustments			\$ 49.29	Quality Adjustment
6	11/00	Transfer Facility-IMT	A. T. Massey Coal Company		1	8,765	2A	(k) Quality Adjustments			\$ 41.46	Quality Adjustment
7	02/01	Transfer Facility-IMT	Inter-American Coal, Inc.		2	42,504	2A	(k) Quality Adjustments			\$ 44.90	Quality Adjustment

**MONTHLY REPORT OF COST AND QUALITY OF COAL FOR ELECTRIC PLANTS
REPORT OF ADJUSTMENTS TO PREVIOUS COAL DELIVERIES**


1. Report for: Mo. March 2001

2. Reporting Company: Florida Power Corporation

3. Plant Name: Crystal River 1 & 2

4. Name, Title and Telephone Number of Contact
Person Concerning Data Submitted on this Form
Delmar J. Clark Jr., Business Analyst
(727) 824-6616

5. Signature of Official Submitting Report


Delmar J. Clark Jr., Business Analyst

6. Date Completed: May 15, 2001

Line No.	Month Reported	Form Plant Name	Intended Generating Plant	Supplier	Original Line Number	Old Volume (tons)	Form No.	Column Title	Old Value	New Value	New F.O.B. Plant Price	Reason for Revision
(a)	(b)	(c)	(d)	(e)	(f)	(g)	(h)	(i)	(j)	(k)	(l)	(m)
1	01/01	CR1&2	CR1&2	Consolidated Coal Sales	1	49,100	2A	(k) Quality Adjustments			\$43.47	Quality Adjustment
2	02/01	CR1&2	CR1&2	Consolidated Coal Sales	2	9,777	2A	(k) Quality Adjustments			\$43.23	Quality Adjustment
3	02/01	CR1&2	CR1&2	Consolidated Coal Sales	3	58,573	2A	(k) Quality Adjustments			\$43.24	Quality Adjustment
4	11/00	CR1&2	CR1&2	A. T. Massey Coal Company	1	48,934	2A	(k) Quality Adjustments			\$41.09	Quality Adjustment
5	12/00	CR1&2	CR1&2	A. T. Massey Coal Company	2	48,474	2A	(k) Quality Adjustments			\$40.80	Quality Adjustment
6	02/01	CR1&2	CR1&2	Quaker Coal Company, Inc.	6	19,561	2A	(k) Quality Adjustments			\$47.46	Quality Adjustment
7	01/01	CR1&2	CR1&2	Diamond May Coal Company	2	19,581	2A	(k) Quality Adjustments			\$51.81	Quality Adjustment

**MONTHLY REPORT OF COST AND QUALITY OF COAL FOR ELECTRIC PLANTS
REPORT OF ADJUSTMENTS TO PREVIOUS COAL DELIVERIES**

- 1. Report for: Mo. March 2001
- 2. Reporting Company: Florida Power Corporation
- 3. Plant Name: Crystal River 4 & 5

4. Name, Title and Telephone Number of Contact Person Concerning Data Submitted on this Form
 Delmar J. Clark Jr., Business Analyst
 (727) 824-6616

5. Signature of Official Submitting Report


 Delmar J. Clark Jr., Business Analyst

6. Date Completed: May 15, 2001

Line No.	Month Reported	Form Plant Name	Intended Generating Plant	Supplier	Original Line Number	Old Volume (tons)	Form No.	Column Title	Old Value	New Value	New F.O.B. Plant Price	Reason for Revision
(a)	(b)	(c)	(d)	(e)	(f)	(g)	(h)	(i)	(j)	(k)	(l)	(m)
1	10/00	CR4&5	CR4&5	AEI Resources	2	9,090	2A	(k) Quality Adjustments			\$ 45.05	Quality Adjustment
2	10/00	CR4&5	CR4&5	AEI Resources	3	19,404	2A	(k) Quality Adjustments			\$ 43.59	Quality Adjustment
3	02/01	CR4&5	CR4&5	Quaker Coal Company, Inc.	2	9,778	2A	(k) Quality Adjustments			\$ 50.84	Quality Adjustment