

ORIGINAL



R. Wade Litchfield
Senior Attorney
Florida Authorized House Counsel
Florida Power & Light Company
700 Universe Boulevard
Juno Beach, FL 33408-0420
(561) 691-7135 (Facsimile)

RECEIVED-FPSC

31 AUG 14 PM 4:05

Writer's Direct Dial:
(561) 691-7101

August 14, 2001

COMMISSION
CLERK

VIA HAND DELIVERY

Blanca S. Bayó, Director
Division of the Commission Clerk and
Administrative Services
Florida Public Service Commission
Betty Easley Conference Center, Room 110
2540 Shumard Oak Boulevard
Tallahassee, Florida 32399-0850

Re: Docket No. 010001-EI - Monthly Fuel Filings

Dear Ms. Bayó:

Enclosed herewith for filing are the original and five (5) copies of the following monthly fuel reports for FPL:

- (a) FPSC Forms 423-1, 423-1(a) and 423-1(b) for Florida Power & Light Company for the month of **May 2001**;
- (b) FPSC Forms 423-2, 423-2(a), and 423-2(b) for St. Johns River Power Park for the month of **May 2001**.
- (c) FPSC Forms 423-2, 423-2(a), and 423-2(b) for Plant Scherer for the month of **April 2001**; and

FPL's Request for Confidential Classification of the information removed from Form 423 1(a) is being filed under separate cover.

Should you have any questions regarding this filing, please contact me at (561) 691-7101.

Thanking you for your attention to this matter, I remain,

Sincerely,

R. Wade Litchfield

APP _____
 CAF _____
 CMP _____
 COM 5 _____
 CTR _____
 ECR _____
 LEG 1 _____
 OPC _____
 PAI _____
 RGO _____
 SEC 1 _____
 SER _____
 OTH Cover pg _____

RWL/acc
 Enclosures
 cc: Service List
 Doc/423 Fuel Filing/May 2001

an FPL Group company

RECEIVED & FILED
RLM
FPSC-BUREAU OF RECORDS

DOCUMENT NUMBER-DATE

09922 AUG 14 01

FPSC-COMMISSION CLERK

MONTHLY REPORT OF COST AND QUALITY OF FUEL OIL FOR ELECTRIC PLANTS
ORIGIN, VOLUME, DELIVERED PRICE AND AS RECEIVED QUANTITY

1. REPORTING MONTH: MAY YEAR: 2001
2. REPORTING COMPANY: FLORIDA POWER & LIGHT COMPANY
3. NAME, TITLE, TELEPHONE NUMBER OF CONTACT PERSON CONCERNING DATA
SUBMITTED ON THIS FORM: RITA MCLELLAN, REGULATORY AFFAIRS, (305) - 552- 4069
4. SIGNATURE OF OFFICIAL SUBMITTING REPORT: *Paul A. Kamm*
5. DATE COMPLETED: 07/17/2001

LINE NO	PLANT	SUPPLIER	SHIPPING POINT	PURCHASE TYPE	DELIVERY LOCATION	DELIVERY DATE	TYPE OIL	SULFUR (%)	BTU CONTENT (BTU / GAL)	VOLUME (BBLs)	PRICE (\$/BBL)
1	MANATEE	COASTAL	LOWER MISS	MTC	PORT MANATEE	05/02/2001	F06	0.85	151048	274236	24.3000
2	MANATEE	COASTAL	CORPUS & HOFTI	MTC	PORT MANATEE	05/13/2001	F06	1.00	151548	243225	24.4750
3	MANATEE	COASTAL	HOFTI	MTC	PORT MANATEE	05/22/2001	F06	0.95	151476	267743	24.4100
4	MANATEE	COASTAL	ST ROSE & GRETNA	MTC	PORT MANATEE	05/30/2001	F06	0.99	151452	279058	23.4250
5	FT. MYERS	FAMM	CONVENT & NORCO	MTC	BOCA GRANDE	05/05/2001	F06	1.80	152357	82532	20.4690
6	FT. MYERS	FAMM	HOFTI	MTC	BOCA GRANDE	05/14/2001	F06	1.90	151929	81742	22.0000
7	FT. MYERS	FAMM	CONVENT & NORCO	MTC	BOCA GRANDE	05/21/2001	F06	1.90	152952	82939	20.8670
8	FT. MYERS	FAMM	CONVENT & NORCO	MTC	BOCA GRANDE	05/22/2001	F06	2.00	152952	59000	21.0380
9	FT. MYERS	FAMM	MARRERO & CONVENT	MTC	BOCA GRANDE	05/27/2001	F06	1.70	153214	83359	22.0000
10	SANFORD	NOVARCO	IMTT ST ROSE	MTC	JACKSONVILLE	05/14/2001	F06	1.70	153000	219397	22.3820
11	MANATEE	COASTAL	GRETNA, LA.	S	PORT MANATEE	05/26/2001	F06	0.98	151333	130588	24.1250
12	SANFORD	COASTAL	TRINIDAD	S	JACKSONVILLE	05/04/2001	F06	1.70	151214	238425	22.0890
13	TURKEY POINT	COASTAL	GRETNA & HOFTI	S	FISHER ISLAND	05/17/2001	F06	1.30	152214	129555	24.6850
14	MARTIN	GLENOCORE	ST ROSE, LA	S	PALM BEACH	05/10/2001	F06	1.10	151619	120075	24.5800
15	MARTIN	GLENOCORE	ST ROSE, LA	S	PALM BEACH	05/27/2001	F06	0.99	152381	119410	24.3100
16	PT. EVERGLADES	GLENOCORE	STATIA	S	PORT EVERGLADES	05/07/2001	F06	0.90	149881	157151	25.2500
17	PT. EVERGLADES	KOCH	ST CROIX	S	PORT EVERGLADES	05/05/2001	F06	0.95	150667	298598	23.8740
18	PT. EVERGLADES	KOCH	GATHENBERG	S	PORT EVERGLADES	05/18/2001	F06	0.90	152214	291679	23.9280
19	MARTIN	NOVARCO	HOFTI	S	PALM BEACH	05/22/2001	F06	0.95	151024	114529	24.8380
20	RIVIERA	NOVARCO	RIVER	S	RIVIERA	05/11/2001	F06	2.10	151571	144593	22.3020
21	RIVIERA	NOVARCO	RIVER	S	RIVIERA	05/24/2001	F06	2.10	151643	144912	20.7580
22	MANATEE	NOVARCO LTD.	RIVER	S	PORT MANATEE	05/09/2001	F06	0.97	149500	117893	24.4940
23	CAPE CANAVERAL	VITOL	BORCO	S	PORT CANAVERAL	05/14/2001	F06	0.90	152405	237914	23.5450
24	CAPE CANAVERAL	VITOL	FREEPORT BAHAMAS	S	PORT CANAVERAL	05/24/2001	F06	0.97	152286	142613	23.4400
25	MARTIN	VITOL	FREEPORT, BAHAMAS	S	PALM BEACH	05/19/2001	F06	0.96	152643	141869	24.3930
26	MARTIN	VITOL	FREEPORT, BAHAMAS	S	PALM BEACH	05/23/2001	F06	0.95	152500	142487	24.3950
27	PT. EVERGLADES	VITOL	FREEPORT, BAHAMAS	S	PORT EVERGLADES	05/26/2001	F06	0.97	151881	76055	23.4400

MONTHLY REPORT OF COST AND QUALITY OF FUEL OIL FOR ELECTRIC PLANTS
ORIGIN, VOLUME, DELIVERED PRICE AND AS RECEIVED QUANTITY

1. REPORTING MONTH: MAY YEAR: 2001

2. REPORTING COMPANY: FLORIDA POWER & LIGHT COMPANY

3. NAME, TITLE TELEPHONE NUMBER OF CONTACT PERSON CONCERNING DATA

SUBMITTED ON THIS FORM: RITA MCLELLAN, REGULATORY AFFAIRS, (905) - 552- 4069

4. SIGNATURE OF OFFICIAL SUBMITTING REPORT: *Paul A. Kamm*

5. DATE COMPLETED: 07/17/2001

LINE NO	PLANT	SUPPLIER	SHIPPING POINT	PURCHASE TYPE	DELIVERY LOCATION	DELIVERY DATE	TYPE OIL	SULFUR (%)	BTU CONTENT (BTU / GAL)	VOLUME (BBLs)	PRICE (\$/BBL)
28	MANATEE	COASTAL	NA-TRUCK DELIVERY	STC		05/16/2001	FO2	N/A	N/A	177	*
29	MANATEE	COASTAL	NA-TRUCK DELIVERY	STC		05/17/2001	FO2	N/A	N/A	177	*
30	MANATEE	COASTAL	NA-TRUCK DELIVERY	STC		05/18/2001	FO2	N/A	N/A	177	*
31	FT. MYERS	COASTAL	NA-TRUCK DELIVERY			05/29/2001	FO3	N/A	N/A	21292	36.7710
32	MARTIN	ROYAL	NA-TRUCK DELIVERY			05/23/2001	FO3	N/A	N/A	707	43.3660
33	MARTIN	ROYAL	NA-TRUCK DELIVERY			05/24/2001	FO3	N/A	N/A	884	42.9900
34	MARTIN	ROYAL	NA-TRUCK DELIVERY			05/25/2001	FO3	N/A	N/A	531	42.9040
35	MARTIN	ROYAL	NA-TRUCK DELIVERY			05/21/2001	FO3	N/A	N/A	707	43.0090
36	MARTIN	ROYAL	NA-TRUCK DELIVERY			05/29/2001	FO3	N/A	N/A	884	42.7150
37	MARTIN	ROYAL	NA-TRUCK DELIVERY			05/30/2001	FO3	N/A	N/A	884	42.7150
38	MARTIN	ROYAL	NA-TRUCK DELIVERY			05/31/2001	FO3	N/A	N/A	1061	42.0150
39	MARTIN	ROYAL	NA-TRUCK DELIVERY			05/09/2001	FO3	N/A	N/A	4255	39.9000
40	MARTIN	ROYAL	NA-TRUCK DELIVERY			05/13/2001	FO3	N/A	N/A	1594	39.9000
41	MARTIN	ROYAL	NA-TRUCK DELIVERY			05/14/2001	FO3	N/A	N/A	532	39.0600
42	MARTIN	ROYAL	NA-TRUCK DELIVERY			05/15/2001	FO3	N/A	N/A	708	42.1480
43	MARTIN	ROYAL	NA-TRUCK DELIVERY			05/16/2001	FO3	N/A	N/A	353	43.0080
44	MARTIN	ROYAL	NA-TRUCK DELIVERY			05/17/2001	FO3	N/A	N/A	884	42.4840
45	MARTIN	ROYAL	NA-TRUCK DELIVERY			05/18/2001	FO3	N/A	N/A	353	42.7560
46	MARTIN	ROYAL	NA-TRUCK DELIVERY			05/22/2001	FO3	N/A	N/A	530	40.3600
47	MARTIN	ROYAL	NA-TRUCK DELIVERY			05/28/2001	FO3	N/A	N/A	530	42.7150
48	PT. EVERGLADES	AMERIGAS	NA-TRUCK DELIVERY	STC		05/17/2001	PRO	N/A	N/A	14	44.5400
49	PT. EVERGLADES	AMERIGAS	NA-TRUCK DELIVERY	STC		05/24/2001	PRO	N/A	N/A	8	45.0600
50	FT. MYERS	AMERIGAS	NA-TRUCK DELIVERY	STC		05/11/2001	PRO	N/A	N/A	7	50.1500
51	RIVIERA	AMERIGAS	NA-TRUCK DELIVERY	STC		05/03/2001	PRO	N/A	N/A	8	46.1400
52	RIVIERA	AMERIGAS	NA-TRUCK DELIVERY	STC		05/09/2001	PRO	N/A	N/A	2	45.9400
53	RIVIERA	AMERIGAS	NA-TRUCK DELIVERY	STC		05/24/2001	PRO	N/A	N/A	7	45.5300
54	RIVIERA	AMERIGAS	NA-TRUCK DELIVERY	STC		05/31/2001	PRO	N/A	N/A	4	45.1700

MONTHLY REPORT OF COST AND QUALITY OF FUEL OIL FOR ELECTRIC PLANTS
ORIGIN, VOLUME, DELIVERED PRICE AND AS RECEIVED QUANTITY

1. REPORTING MONTH: MAY YEAR: 2001

2. REPORTING COMPANY: FLORIDA POWER & LIGHT COMPANY

3. NAME, TITLE TELEPHONE NUMBER OF CONTACT PERSON CONCERNING DATA
SUBMITTED ON THIS FORM: RITA MCLELLAN, REGULATORY AFFAIRS, (305) - 552- 4069

4. SIGNATURE OF OFFICIAL SUBMITTING REPORT: *Paul S. Karm*

5. DATE COMPLETED: 07/17/2001

LINE NO	PLANT	SUPPLIER	SHIPPING POINT	PURCHASE TYPE	DELIVERY LOCATION	DELIVERY DATE	TYPE OIL	SULFUR (%)	BTU CONTENT (BTU / GAL)	VOLUME (BBLs)	PRICE (\$/BBL)
55	MARTIN	INDIANTOWN	NA-TRUCK DELIVERY	STC		05/09/2001	PRO	N/A	N/A	13	39.4800
56	MANATEE	SUBURBAN	NA-TRUCK DELIVERY	STC		05/04/2001	PRO	N/A	N/A	13	45.9400
57	CAPE CANAVERAL	SUBURBAN	NA-TRUCK DELIVERY	STC		05/07/2001	PRO	N/A	N/A	5	46.1000
58	SANFORD	SUBURBAN	NA-TRUCK DELIVERY	STC		05/07/2001	PRO	N/A	N/A	8	15.9800
59	SANFORD	SUBURBAN	NA-TRUCK DELIVERY	STC		05/29/2001	PRO	N/A	N/A	8	47.7700

EDITED COPY

MONTHLY REPORT OF COST AND QUALITY OF FUEL OIL FOR ELECTRIC PLANTS
DETAIL OF INVOICE AND TRANSPORTATION CHARGES

FPSC FORM NO. 423-1 (a)

1. REPORTING MONTH: MAY YEAR: 2001

2. REPORTING COMPANY: FLORIDA POWER LIGHT COMPANY

3. NAME, TITLE TELEPHONE NUMBER OF CONTACT PERSON CONCERNING DATA
SUBMITTED ON THIS FORM: RITA MCLELLAN, REGULATORY AFFAIRS, (305) 552 - 4069

4. SIGNATURE OF OFFICIAL SUBMITTING REPORT: 

5. DATE COMPLETED: 07/17/2001

(A)	(B)	(C)	(D)	(E)	(F)	(G)	(H)	(I)	(J)	(K)	(L)	(M)	(N)	(O)	(P)	(Q)	(R)
LINE NO.	PLANT	SUPPLIER	DELIVERY LOCATION	DELIVERY DATE	TYPE OIL	VOLUME (BBLs)	INVOICE PRICE (\$/BBL)	INVOICE AMOUNT (\$)	DISCOUNT (\$)	NET AMOUNT (\$)	NET PRICE (\$/BBL)	QUALITY ADJUST. (\$/BBL)	EFFECTIVE PUR PRICE (\$/BBL)	TRANSP TO TERM (\$/BBL)	ADDITIONAL TRANS CHGS (\$/BBL)	OTHER CHGS (\$/BBL)	DELIVERED PRICE (\$/BBL)
1	MANATEE	COASTAL	PORT MANATEE	05/02/200	F06	274236											24.5357
2	MANATEE	COASTAL	PORT MANATEE	05/13/200	F06	243225											24.7107
3	MANATEE	COASTAL	PORT MANATEE	05/22/200	F06	267743											24.6457
4	MANATEE	COASTAL	PORT MANATEE	05/30/200	F06	279058											23.6607
5	FT. MYERS	FAMM	BOCA GRANDE	05/05/200	F06	82532											20.8698
6	FT. MYERS	FAMM	BOCA GRANDE	05/14/200	F06	81742											22.4008
7	FT. MYERS	FAMM	BOCA GRANDE	05/21/200	F06	82939											21.2678
8	FT. MYERS	FAMM	BOCA GRANDE	05/22/200	F06	59000											21.4388
9	FT. MYERS	FAMM	BOCA GRANDE	05/27/200	F06	83359											22.4008
10	SANFORD	NOVARCO	JACKSONVILLE	05/14/200	F06	219397											23.6491
11	MANATEE	COASTAL	PORT MANATEE	05/26/200	F06	130588											24.3607
12	SANFORD	COASTAL	JACKSONVILLE	05/04/200	F06	238425											23.3561
13	TURKEY POINT	COASTAL	FISHER ISLAND	05/17/200	F06	129555											25.4679
14	MARTIN	GLENCORE	PALM BEACH	05/10/200	F06	120075											25.0179
15	MARTIN	GLENCORE	PALM BEACH	05/27/200	F06	119410											24.7479
16	PT. EVERGLADES	GLENCORE	PORT EVERGLADES	05/07/200	F06	157151											25.4942
17	PT. EVERGLADES	KOCH	PORT EVERGLADES	05/05/200	F06	298598											24.1182
18	PT. EVERGLADES	KOCH	PORT EVERGLADES	05/18/200	F06	291679											24.1722
19	MARTIN	NOVARCO	PALM BEACH	05/22/200	F06	114529											25.2759
20	RIVIERA	NOVARCO	RIVIERA	05/11/200	F06	144593											22.4940
21	RIVIERA	NOVARCO	RIVIERA	05/24/200	F06	144912											20.9500
22	MANATEE	NOVARCO LTD.	PORT MANATEE	05/09/200	F06	117893											24.7969
23	CAPE CANAVERAL	VITOL	PORT CANAVERAL	05/14/200	F06	237914											24.1015
24	CAPE CANAVERAL	VITOL	PORT CANAVERAL	05/24/200	F06	142613											23.9965
25	MARTIN	VITOL	PALM BEACH	05/19/200	F06	141869											24.8309
26	MARTIN	VITOL	PALM BEACH	05/23/200	F06	142487											24.8329
27	PT. EVERGLADES	VITOL	PORT EVERGLADES	05/26/200	F06	76055											23.6842
28	MANATEE	COASTAL		05/16/200	FO2	177											41.0800
29	MANATEE	COASTAL		05/17/200	FO2	177											41.0800
30	MANATEE	COASTAL		05/18/200	FO2	177											41.0800

MONTHLY REPORT OF COST AND QUALITY OF FUEL OIL FOR ELECTRIC PLANTS
 DETAIL OF INVOICE AND TRANSPORTATION CHARGES

FPSC FORM NO. 423-1 (a)

1. REPORTING MONTH: MAY YEAR: 2001

2. REPORTING COMPANY: FLORIDA POWER LIGHT COMPANY

3. NAME, TITLE TELEPHONE NUMBER OF CONTACT PERSON CONCERNING DATA
 SUBMITTED ON THIS FORM: RITA MCLELLAN, REGULATORY AFFAIRS, (305) 552 - 4069

4. SIGNATURE OF OFFICIAL SUBMITTING REPORT: *Carla A. Kame*

5. DATE COMPLETED: 07/17/2001

(A) LINE NO.	(B) PLANT	(C) SUPPLIER	(D) DELIVERY LOCATION	(E) DELIVERY DATE	(F) TYPE OIL	(G) VOLUME (BBLs)	(H) INVOICE PRICE (\$/BBL)	(I) INVOICE AMOUNT (\$)	(J) DISCOUNT (\$)	(K) NET AMOUNT (\$)	(L) NET PRICE (\$/BBL)	(M) QUALITY ADJUST. (\$/BBL)	(N) EFFECTIVE PUR PRICE (\$/BBL)	(O) TRANSP TO TERM (\$/BBL)	(P) ADDITIONAL TRANS CHGS (\$/BBL)	(Q) OTHER CHGS (\$/BBL)	(R) DELIVERED PRICE (\$/BBL)
31	FT. MYERS	COASTAL		05/29/200	FO3	21292											36.7710
32	MARTIN	ROYAL		05/23/200	FO3	707											43.3660
33	MARTIN	ROYAL		05/24/200	FO3	884											42.9900
34	MARTIN	ROYAL		05/25/200	FO3	531											42.9040
35	MARTIN	ROYAL		05/21/200	FO3	707											43.0090
36	MARTIN	ROYAL		05/29/200	FO3	884											42.7150
37	MARTIN	ROYAL		05/30/200	FO3	884											42.7150
38	MARTIN	ROYAL		05/31/200	FO3	1061											42.0150
39	MARTIN	ROYAL		05/09/200	FO3	4255											39.9000
40	MARTIN	ROYAL		05/13/200	FO3	1594											39.9000
41	MARTIN	ROYAL		05/14/200	FO3	532											39.0600
42	MARTIN	ROYAL		05/15/200	FO3	708											42.1480
43	MARTIN	ROYAL		05/16/200	FO3	353											43.0080
44	MARTIN	ROYAL		05/17/200	FO3	884											42.4840
45	MARTIN	ROYAL		05/18/200	FO3	353											42.7560
46	MARTIN	ROYAL		05/22/200	FO3	530											40.3600
47	MARTIN	ROYAL		05/28/200	FO3	530											42.7150
48	PT. EVERGLADES	AMERIGAS		05/17/200	PRO	14	44.5400	624	0	624	44.5400	0.0000	44.5400	0.0000	0.0000	0.0000	44.5400
49	PT. EVERGLADES	AMERIGAS		05/24/200	PRO	8	45.0600	360	0	360	45.0600	0.0000	45.0600	0.0000	0.0000	0.0000	45.0600
50	FT. MYERS	AMERIGAS		05/11/200	PRO	7	50.1500	351	0	351	50.1500	0.0000	50.1500	0.0000	0.0000	0.0000	50.1500
51	RIVIERA	AMERIGAS		05/03/200	PRO	8	46.1400	369	0	369	46.1400	0.0000	46.1400	0.0000	0.0000	0.0000	46.1400
52	RIVIERA	AMERIGAS		05/09/200	PRO	2	45.9400	92	0	92	45.9400	0.0000	45.9400	0.0000	0.0000	0.0000	45.9400
53	RIVIERA	AMERIGAS		05/24/200	PRO	7	45.5300	319	0	319	45.5300	0.0000	45.5300	0.0000	0.0000	0.0000	45.5300
54	RIVIERA	AMERIGAS		05/31/200	PRO	4	45.1700	181	0	181	45.1700	0.0000	45.1700	0.0000	0.0000	0.0000	45.1700
55	MARTIN	INDIANTOWN		05/09/200	PRO	13	39.4800	513	0	513	39.4800	0.0000	39.4800	0.0000	0.0000	0.0000	39.4800
56	MANATEE	SUBURBAN		05/04/200	PRO	13	45.9400	597	0	597	45.9400	0.0000	45.9400	0.0000	0.0000	0.0000	45.9400
57	CAPE CANAVERAL	SUBURBAN		05/07/200	PRO	5	46.1000	231	0	231	46.1000	0.0000	46.1000	0.0000	0.0000	0.0000	46.1000
58	SANFORD	SUBURBAN		05/07/200	PRO	8	15.9800	128	0	128	15.9800	0.0000	15.9800	0.0000	0.0000	0.0000	15.9800
59	SANFORD	SUBURBAN		05/29/200	PRO	8	47.7700	382	0	382	47.7700	0.0000	47.7700	0.0000	0.0000	0.0000	47.7700

FPSC FORM NO. 423-1(b)

MONTHLY REPORT OF COST AND QUALITY OF FUEL OIL FOR ELECTRIC PLANTS
REPORT OF ADJUSTMENTS TO PREVIOUS OIL DELIVERIES

1. REPORTING MONTH: MAY YEAR: 2001

3. NAME, TITLE, & TELEPHONE NUMBER OF CONTACT PERSON CONCERNING DATA
SUBMITTED ON THIS FORM: RITA MCLELLAN, REGULATORY AFFAIRS,

2. REPORTING COMPANY: FLORIDA POWER & LIGHT COMPANY

4. SIGNATURE OF OFFICIAL SUBMITTING REPORT: Paul A. Kern

5. DATE COMPLETED: 07/17/2001

LINE NO.	MONTH REPORTED	FORM PLANT NAME	SUPPLIER	ORIGINAL LINE NUMBER	OLD VOLUME (BBLs)	FORM NO.	COLUMN DESIGNATOR & TITLE	OLD VALUE	NEW VALUE	NEW DELIVERED PRICE (\$/BBL)	REASON FOR REVISION
(A)	(B)	(C)	(D)	(E)	(F)	(G)	(H)	(I)	(J)	(K)	(L)
1	NONE										

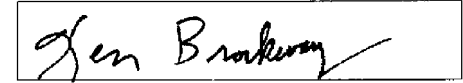
**MONTHLY REPORT OF COST AND QUALITY OF COAL FOR ELECTRIC PLANTS
ORIGIN, TONNAGE, DELIVERED PRICE AND AS RECEIVED QUALITY**

1. Report For Month/Yr: **May 2001**

4. Name, Title & Telephone Number of Contact
Person Concerning Data Submitted on this Form: **Sally W. Hill (305-552-4244)**

2. Reporting Company: **Florida Power & Light**

5. Signature of Official Submitting Report:



3. Plant Name: **St. Johns River Power Park (SJRPP)**

6. Date Completed: **June 7, 2001**

Line No.	Supplier Name	Mine Location	Purchase Type	Transportation Mode	Tons	Effective Purchase Price (\$/Ton)	Total Trans Cost (\$/Ton)	FOB Plant Price (\$/Ton)	As Received Coal Quality			
									Sulfur Content (%)	Btu Content (%)	Ash Content (%)	Moisture Content (%)
(a)	(b)	(c)	(d)	(e)	(f)	(g)	(h)	(i)	(j)	(k)	(l)	(m)
1	Arch Coal Sales	08,KY,195	LTC	UR	5,732	25.47	16.97	42.44	1.55	12,389	12.20	5.10
2	Arch Coal Sales	08,WV,039	LTC	UR	2,052	21.70	19.16	40.86	0.89	11,997	12.60	6.60
3	James River Coal Sales, Inc.	08,KY,095	LTC	UR	18,161	24.75	17.53	42.28	1.43	12,686	9.70	5.70
4	RAG Coal Sales of America	02,PA,059	S	UR	3,695	20.25	17.81	38.06	2.27	13,212	7.40	6.00
5	TCP Petcoke Corporation	,TX,	LTC	OC	6,779	20.39	0.00	20.39	6.83	14,670	0.20	4.60


DETAIL OF INVOICE PURCHASE PRICE

1. Report For Month/Yr: **May 2001**

4. Name, Title & Telephone Number of Contact
 Person Concerning Data Submitted on this Form: **Sally W. Hill (305-552-4244)**

2. Reporting Company: **Florida Power & Light**

5. Signature of Official Submitting Report:



3. Plant Name: **St. Johns River Power Park (SJRPP)**

6. Date Completed: **June 7, 2001**

Line No.	Supplier Name	Mine Location	Purchase Type	Tons	FOB Mine Price (\$/Ton)	Short Haul & Loading Charge	Original Invoice Price (\$/Ton)	Retro-active Price Increases (\$/Ton)	Base Price (\$/Ton)	Quality Adjustments (\$/Ton)	Effective Purchase Price (\$/Ton)
(a)	(b)	(c)	(d)	(e)	(f)	(g)	(h)	(i)	(j)	(k)	(l)
1	Arch Coal Sales	08,KY,195	LTC	5,732	25.47	0.00	25.47	0.00	25.47	0.00	25.47
2	Arch Coal Sales	08,WV,039	LTC	2,052	21.70	0.00	21.70	0.00	21.70	0.00	21.70
3	James River Coal Sales, Inc.	08,KY,095	LTC	18,161	24.75	0.00	24.75	0.00	24.75	0.00	24.75
4	RAG Coal Sales of America	02,PA,059	S	3,695	20.25	0.00	20.25	0.00	20.25	0.00	20.25
5	TCP Petcoke Corporation	,TX,	LTC	6,779	20.39	0.00	20.39	0.00	20.39	0.00	20.39

MONTHLY REPORT OF COST AND QUALITY OF COAL FOR ELECTRIC PLANTS
DETAIL OF TRANSPORTATION CHARGES


1. Report For Month/Yr: **May 2001**

4. Name, Title & Telephone Number of Contact

Person Concerning Data Submitted on this Form: **Sally W. Hill (305-552-4244)**

2. Reporting Company: **Florida Power & Light**

5. Signature of Official Submitting Report:




3. Plant Name: **St. Johns River Power Park (SJRPP)**

6. Date Completed:

June 7, 2001

Line No.	Supplier Name	Mine Location	Shipping Point	Transportation Mode	Tons	Effective Purchase Price (\$/Ton)	Short Haul & Loading Charge (\$/Ton)	Rail Charges		Waterborne Charges				Total Transport Charges (\$/Ton)	FOB Plant Price (\$/Ton)	
								Rail Rate (\$/Ton)	Other Rail Charges (\$/Ton)	River Barge Rate (\$/Ton)	Trans-loading Rate (\$/Ton)	Ocean Barge Rate (\$/Ton)	Other Water Charges (\$/Ton)			Related Charges (\$/Ton)
(a)	(b)	(c)	(d)	(e)	(f)	(g)	(h)	(i)	(j)	(k)	(l)	(m)	(n)	(o)		
1	Arch Coal Sales	08,KY,195	APEX MINE	UR	5,732	25.47	0.00	16.97	0.00	0.00	0.00	0.00	0.00	0.00	16.97	42.44
2	Arch Coal Sales	08,WV,039	SAMPLES	UR	2,052	21.70	0.00	19.16	0.00	0.00	0.00	0.00	0.00	0.00	19.16	40.86
3	James River Coal Sales, Inc.	08,KY,095	CLOVER MINE	UR	18,161	24.75	0.00	17.53	0.00	0.00	0.00	0.00	0.00	0.00	17.53	42.28
4	RAG Coal Sales of America	02,PA,059	EMERALD MINE	UR	3,695	20.25	0.00	17.81	0.00	0.00	0.00	0.00	0.00	0.00	17.81	38.06
5	TCP Petcoke Corporation	,TX,	TCP-DOMESTIC	OC	6,779	20.39	0.00	0.00	0.00	0.00	0.00	0.00	0.00	0.00	0.00	20.39

**MONTHLY REPORT OF COST AND QUALITY OF COAL FOR ELECTRIC PLANTS
ORIGIN, TONNAGE, DELIVERED PRICE, AND AS RECEIVED QUALITY**

- | | | | | |
|-----------------------|--|-------|-------------|--|
| 1. Reporting Month: | April | Year: | 2001 | 4. Name, Title & Telephone Number of Contact Person Concerning Data Submitted on this Form: Michael E. Lamp, Business Manager (478) 994-0022, ext. 3903. |
| 2. Reporting Company: | FLORIDA POWER & LIGHT COMPANY | | | 5. Signature of Official Submitting Report:  |
| 3. Plant Name: | R.W.SCHERER | | | |
| | | | | 6. Date Completed: 05-Jul-01 |

<u>Line No.</u>	<u>Supplier Name</u>	<u>Mine Location</u>	<u>Purchase Type</u>	<u>Transport Mode</u>	<u>Tons</u>	<u>Purchase Price (\$/Ton)</u>	<u>Effective Transport Charges (\$/Ton)</u>	<u>Total FOB Plant Price (\$/Ton)</u>	<u>Sulfur Content (%)</u>	<u>Btu Content (Btu/lb)</u>	<u>Ash Content (%)</u>	<u>Moisture Content (%)</u>
(a)	(b)	(c)	(d)	(e)	(f)	(g)	(h)	(i)	(j)	(k)	(l)	(m)
(1)	AEI COAL SALES	08/KY/159	MTC	UR	15,796.45	47.940	12.99	60.930	0.66	12,451	9.53	6.71
(2)	BLUEGRASS	08/WV/059	MTC	UR	16,499.29	45.450	12.98	58.430	0.62	11,913	12.70	6.94
(3)	KENNECOTT	19/WY/005	S	UR	63,602.55	4.986	22.38	27.366	0.28	8,843	5.31	25.97
(4)	JACOBS RANCH	19/WY/005	S	UR	74,319.10	4.558	22.35	26.908	0.33	8,799	4.84	27.69

**MONTHLY REPORT OF COST AND QUALITY OF COAL FOR ELECTRIC PLANTS
DETAILED PURCHASED COAL INVOICE INFORMATION**

- | | | | | |
|-----------------------|--|-------|-------------|--|
| 1. Reporting Month: | April | Year: | 2001 | 4. Name, Title & Telephone Number of Contact Person Concerning Data
Submitted on this Form: Michael E. Lamp, Business Manager
(478) 994-0022, ext. 3903. |
| 2. Reporting Company: | FLORIDA POWER & LIGHT COMPANY | | | 5. Signature of Official Submitting Report: <i>Kenneth L. Brockway</i> |
| 3. Plant Name: | R.W.SCHERER | | | 6. Date Completed: 05-Jul-01 |

<u>Line No.</u>	<u>Supplier Name</u>	<u>Mine Location</u>	<u>Purch. Type</u>	<u>Tons</u>	<u>FOB Mine Price (\$/Ton)</u>	<u>Shorthaul & Loading Charges (\$/Ton)</u>	<u>Original Invoice Price (\$/Ton)</u>	<u>Retroactive Price Increase (\$/Ton)</u>	<u>Base Price (\$/Ton)</u>	<u>Quality Adjustments (\$/Ton)</u>	<u>Effective Purchase Price (\$/Ton)</u>
(a)	(b)	(c)	(d)	(e)	(f)	(g)	(h)	(i)	(j)	(k)	(l)
(1)	AEI COAL SALES	08/KY/159	MTC	15,796.45	45.860	-	45.860	-	45.860	2.080	47.940
(2)	BLUEGRASS	08/WV/059	MTC	16,499.29	45.860	-	45.860	-	45.860	(0.410)	45.450
(3)	KENNECOTT	19/WY/005	S	63,602.55	4.976	-	4.976	-	4.976	0.010	4.986
(4)	JACOBS RANCH	19/WY/005	S	74,319.10	4.548	-	4.548	-	4.548	0.010	4.558

**MONTHLY REPORT OF COST AND QUALITY OF COAL FOR ELECTRIC PLANTS
DETAILED TRANSPORTATION INVOICE INFORMATION**

1. Reporting Month: **April** Year: **2001**
 2. Reporting Company: **FLORIDA POWER & LIGHT COMPANY**
 3. Plant Name: **R.W.SCHERER**

4. Name, Title & Telephone Number of Contact Person Concerning Data
 Submitted on this Form: Michael E. Lamp, Business Manager
 (478) 994-0022, ext. 3903.

5. Signature of Official Submitting Report: *Kenneth Z. Baskaway*

6. Date Completed: 05-Jul-01

Line No. (a)	Supplier Name (b)	Mine Location (c)	Shipping Point (d)	Transport Mode (e)	Tons (f)	Effective Purchase Price (\$/Ton) (g)	Additional Shorthaul & Loading Charges (\$/Ton) (h)	Rail Charges		Waterborne Charges				Other Related Charges (\$/Ton) (o)	Total Transportation Charges (\$/Ton) (p)	FOB Plant Price (\$/Ton) (q)
								Rail Rate (\$/Ton) (i)	Other Rail Charges (\$/Ton) (j)	River Barge Rate (\$/Ton) (k)	Trans-loading Rate (\$/Ton) (l)	Ocean Barge Rate (\$/Ton) (m)	Other Water Charges (\$/Ton) (n)			
(1)	AEI COAL SALES	08/KY/159	PONTIKI, KY.	UR	15,796.45	47.940	-	12.99	-	-	-	-	-	-	12.99	60.930
(2)	BLUEGRASS	08/WV/059	MARROWBONE, WV	UR	16,499.29	45.450	-	12.98	-	-	-	-	-	-	12.98	58.430
(3)	KENNECOTT	19/WY/005	CONVERSE JCTN WY	UR	63,602.55	4.986	-	22.38	-	-	-	-	-	-	22.38	27.366
(4)	JACOBS RANCH	19/WY/005	JACOBS JCTN, WY.	UR	74,319.10	4.558	-	22.35	-	-	-	-	-	-	22.35	26.908

CERTIFICATE OF SERVICE

I, THE UNDERSIGNED COUNSEL, HEREBY CERTIFY that copies of Florida Power & Light Company's forms 423-1, 423-1(a) edited, and 423-1(b) for the month of **May, 2001**; copies of St. Johns River Power Park forms 423-2, 423-2(a), and 423-2(b) for the month of **May, 2001**; and copies of Plant Scherer forms 423-2, 423-2(a), and 423-2(b) for the month of **April, 2001** have been served via first class mail, postage prepaid to the parties listed below, this 14th day of August, 2001:

Bob Elias, Chief
Bureau of Electric & Gas
Division of Legal Services
Florida Public Service Commission
Gerald L. Gunter Building - Third Floor
2540 Shumard Oak Boulevard
Tallahassee, FL 32399-0850

Joseph A. McGlothlin, Esquire
Vicki Gordon Kaufman, Esquire
McWhirter, Recves, McGlothlin,
Davidson, et als.
117 S. Gadsden Street
Tallahassee, FL 32301

G. Edison Holland, Esquire
Beggs & Lane
P.O. Box 12950
Pensacola, FL 32576

Jack Shreve, Esquire
Office of Public Counsel
111 W. Madison Street, Room 812
Tallahassee, FL 32399-1400

Major Gary A. Enders
United States Air Force
HQ USAF/ULT, STOP 21
Tyndall AFB, FL 32403-6001


Lee L. Wills, Esquire
James D. Beasley, Esquire
Ausley, McMullen, McGehee,
Carothers & Proctor
P.O. Box 391
Tallahassee, FL 32302

Kenneth Hoffman, Esquire
Rutledge, Ecenia, Underwood
Purnell & Hoffman, P.A.
P.O. Box 551
Tallahassee, FL 32301-0551

Lee G. Schmudde, Esquire
Reedy Creek Utilities, Inc.
P.O. Box 40
Lake Buena Vista, FL 32830

Occidental Chemical Corporation
Energy Group
P.O. Box 809050
Dallas, TX 75380-9050

James A. McGee, Esquire
P.O. Box 14042
St. Petersburg, FL 33733


R. Wade Litchfield