

ORIGINAL

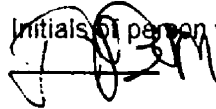
Map Masters, Inc.
P. O. Box 357102
Gainesville, FL 32635
(800) 226-4693
FAX 352-335-9765
www.mapmasters.com

September 21, 2001

Check received with filing and forwarded to Fiscal for deposit. Fiscal to forward a copy of check to RAR with proof of deposit.

Florida Public Service Commission
Division of Records and Reporting
2540 Shumard Oak Blvd.
Tallahassee, FL 32399-0850

Initials of person who forwarded check:



REF: Application to Provide Interexchange Telecommunications Service 011230-TI

In response to Section 23 regarding managerial, technical and financial responsibility – we are a small family-owned business with my wife, my son and myself as officers. We have been in business since 1973, first as Florida Map Company in Fern Park, FL. This corporation was sold in 1986 to Universal Map Company in Orlando FL; and at that time, we reincorporated as Map Masters, Inc. We moved to Gainesville and started over again in the map business. In 1998, we merged the map business with Premier Map Company in North Carolina. This was a transition year, closing down the sale of wholesale maps.

On January 1, 1999, we went into the communications field, selling prepaid phone cards to our map accounts throughout Florida and Georgia. Over the past three years, we have been running routes throughout these areas and servicing over 500 stores. During these three years, we absorbed approximately \$250,000 losses of prepaid phone cards, for which we had paid up front. The companies we lost from are Global One, 20/20 – Shemesh Eldad, Siesta Telecom, American Prepaid out of Texas, 1st American – Rick Nye – out of Miami, and a few others.

We made a commitment six months ago that, if we were going to exist in this business, we had to protect our supply from the type of people from which we were purchasing. We have gone through the process of doing this with activation programs, then first-use programs and now getting into leasing our own switch through Radiant Telecom, for which at this time, we pay for usage. Our main objective is to keep our products working, and this is the only way to do that. So, at the present time, we will be supplying our own routes with our own cards. Our Bank is Bank of America, and our contact is with Julie Todd at Bank of America, 352-338-6607.

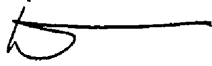
DOCUMENT NUMBER-DATE

11964 SEP 24 01

01 SEP 24 AM 10:01
DISTRIBUTION CENTER

We now look forward to controlling our own destiny in this business, and eventually owning our own switch; but at the present time in the near foreseeable future, we do not anticipate that. If you have any questions, please contact me at 352-371-8101.

Yours truly,

A handwritten signature in black ink, appearing to be 'D. Howe', with a long horizontal line extending to the right.

David A. Howe

kh

enc: Financials: years 1998, 1999, 2000, year to date
Florida Tariff Agreement
\$250 Application Fee

**** FLORIDA PUBLIC SERVICE COMMISSION ****

DIVISION OF REGULATORY OVERSIGHT
CERTIFICATION SECTION

Application Form for Authority to Provide
Interexchange Telecommunications Service
Between Points Within the State of Florida

Instructions

- ◆ This form is used as an application for an original certificate and for approval of assignment or transfer of an existing certificate. In the case of an assignment or transfer, the information provided shall be for the assignee or transferee (See Page 16).
- ◆ Print or Type all responses to each item requested in the application and appendices. If an item is not applicable, please explain why.
- ◆ Use a separate sheet for each answer which will not fit the allotted space.
- ◆ Once completed, submit the original and six (6) copies of this form along with a non-refundable application fee of **\$250.00** to:

**Florida Public Service Commission
Division of Records and Reporting
2540 Shumard Oak Blvd.
Tallahassee, Florida 32399-0850
(850) 413-6770**

Note: **No filing fee is required** for an assignment or transfer of an existing certificate to another company.

- ◆ If you have questions about completing the form, contact:

**Florida Public Service Commission
Division of Regulatory Oversight
Certification Section
2540 Shumard Oak Blvd.
Tallahassee, Florida 32399-0850
(850) 413-6480**

1. This is an application for (check one):
- Original certificate** (new company).
 - Approval of transfer of existing certificate:** Example, a non-certificated company purchases an existing company and desires to retain the original certificate of authority.
 - Approval of assignment of existing certificate:** Example, a certificated company purchases an existing company and desires to retain the certificate of authority of that company.
 - Approval of transfer of control:** Example, a company purchases 51% of a certificated company. The Commission must approve the new controlling entity.

2. Name of company:

Map Masters, Inc.

3. Name under which applicant will do business (fictitious name, etc.):

Map Masters, Inc

4. Official mailing address (including street name & number, post office box, city, state, zip code):

5022 SW 91 DR.

Gainesville, FL 32608

5. Florida address (including street name & number, post office box, city, state, zip code):

5022 SW 91 DR.

Gainesville, FL 32608

Select type of business your company will be conducting (check all that apply):

- Facilities-based carrier** - company owns and operates or plans to own and operate telecommunications switches and transmission facilities in Florida.

- () **Operator Service Provider** - company provides or plans to provide alternative operator services for IXCs; or toll operator services to call aggregator locations; or clearinghouse services to bill such calls.
- () **Reseller** - company has or plans to have one or more switches but primarily leases the transmission facilities of other carriers. Bills its own customer base for services used.
- () **Switchless Rebiller** - company has no switch or transmission facilities but may have a billing computer. Aggregates traffic to obtain bulk discounts from underlying carrier. Rebills end users at a rate above its discount but generally below the rate end users would pay for unaggregated traffic.
- () **Multi-Location Discount Aggregator** - company contracts with unaffiliated entities to obtain bulk/volume discounts under multi-location discount plans from certain underlying carriers, then offers resold service by enrolling unaffiliated customers.
- Prepaid Debit Card Provider** - any person or entity that purchases 800 access from an underlying carrier or unaffiliated entity for use with prepaid debit card service and/or encodes the cards with personal identification numbers.

7. Structure of organization;

- | | |
|-------------------------|---|
| () Individual | <input checked="" type="checkbox"/> Corporation |
| () Foreign Corporation | () Foreign Partnership |
| () General Partnership | () Limited Partnership |
| () Other _____ | |

8. **If individual**, provide:

Name: N/A
Title: _____
Address: _____
City/State/Zip: _____

Telephone No.: _____ Fax No.: _____
Internet E-Mail Address: _____
Internet Website Address: _____

9. **If incorporated in Florida**, provide proof of authority to operate in Florida:

(a) The Florida Secretary of State Corporate Registration number:
518882

10. **If foreign corporation**, provide proof of authority to operate in Florida:

(a) The Florida Secretary of State Corporate Registration number:
N/A

11. **If using fictitious name-d/b/a**, provide proof of compliance with fictitious name statute (Chapter 865.09, FS) to operate in Florida:

(a) The Florida Secretary of State fictitious name registration number:
N/A

12. **If a limited liability partnership**, provide proof of registration to operate in Florida:

(a) The Florida Secretary of State registration number: N/A

13. **If a partnership**, provide name, title and address of all partners and a copy of the partnership agreement.

Name: N / A

Title: _____

Address: _____

City/State/Zip: _____

Telephone No.: _____ Fax No.: _____

Internet E-Mail Address: _____

Internet Website Address: _____

14. **If a foreign limited partnership**, provide proof of compliance with the foreign limited partnership statute (Chapter 620.169, FS), if applicable.

(a) The Florida registration number: N / A

15. Provide **F.E.I. Number** (if applicable): 59-2684029

16. Provide the following (if applicable):

(a) Will the name of your company appear on the bill for your services?
 Yes () No

(b) If not, who will bill for your services?

Name: _____

Title: _____

Address: _____

City/State/Zip: _____

Telephone No.: _____ Fax No.: _____

(c) How is this information provided?

N/A

17. Who will receive the bills for your service?

- Residential Customers Business Customers
 PATs providers PATs station end-users
 Hotels & motels () Hotel & motel guests
 Universities Universities dormitory residents
 Other: (specify) _____

18. Who will serve as liaison to the Commission with regard to the following?

(a) The application:

Name: Dave Howe

Title: President

Address: 5022 SW 91 DR.

City/State/Zip: Gainesville, FL 32608

Telephone No.: 352-371-8101 Fax No.: 352-335-9765

Internet E-Mail Address: _____ kdhowe@bellsouth.net

Internet Website Address: _____

(b) Official point of contact for the ongoing operations of the company:

Name: Dave Howe

Title: President

Address: 5022 SW 91 Dr.

City/State/Zip: Gainesville, FL 32608

Telephone No.: 352-371-8101 Fax No.: 352-335-9765

Internet E-Mail Address: Kdhowe@bellsouth.net

Internet Website Address: _____

(c) Complaints/Inquiries from customers:

Name: Anthony Howe

Title: Vice-President

Address: 5022 SW 91 Dr.

City/State/Zip: Gainesville, FL 32608

Telephone No.: 352-371-8101 Fax No.: 352-335-9765

Internet E-Mail Address: ant@gov.fdt.net

Internet Website Address: _____

19. List the states in which the applicant:

(a) has operated as an interexchange telecommunications company.

N/A

(b) has applications pending to be certificated as an interexchange telecommunications company.

N/A

(c) is certificated to operate as an interexchange telecommunications company.

N/A

(d) has been denied authority to operate as an interexchange telecommunications company and the circumstances involved.

N/A

(e) has had regulatory penalties imposed for violations of telecommunications statutes and the circumstances involved.

N/A

(f) has been involved in civil court proceedings with an interexchange carrier, local exchange company or other telecommunications entity, and the circumstances involved.

N/A

20. Indicate if any of the officers, directors, or any of the ten largest stockholders have previously been:

(a) adjudged bankrupt, mentally incompetent, or found guilty of any felony or of any crime, or whether such actions may result from pending proceedings. If so, please explain.

N/A

(b) an officer, director, partner or stockholder in any other Florida certificated telephone company. If yes, give name of company and relationship. If no longer associated with company, give reason why not.

N/A

21. The applicant will provide the following interexchange carrier services (check all that apply):

a. _____ **MTS with distance sensitive per minute rates**

- _____ Method of access is FGA
- _____ Method of access is FGB
- _____ Method of access is FGD
- _____ Method of access is 800

b. _____ **MTS with route specific rates per minute**

- _____ Method of access is FGA
- _____ Method of access is FGB
- _____ Method of access is FGD
- _____ Method of access is 800

c. **MTS with statewide flat rates per minute (i.e. not distance sensitive)**

- Method of access is FGA
- Method of access is FGB
- Method of access is FGD
- Method of access is 800

d. _____ **MTS for pay telephone service providers**

e. _____ **Block-of-time calling plan (Reach Out Florida, Ring America, etc.).**

f. _____ **800 service (toll free)**

g. _____ **WATS type service (bulk or volume discount)**

- Method of access is via dedicated facilities
- Method of access is via switched facilities

h. _____ **Private line services (Channel Services)**
(For ex. 1.544 mbs., DS-3, etc.)

i. _____ **Travel service**

- Method of access is 950
- Method of access is 800

j. _____ **900 service**

k. _____ **Operator services**

- Available to presubscribed customers
- Available to non presubscribed customers (for example, to patrons of hotels, students in universities, patients in hospitals).
- Available to inmates

i. **Services included are:**

- _____ Station assistance
- _____ Person-to-person assistance
- _____ Directory assistance
- _____ Operator verify and interrupt
- _____ Conference calling

22. Submit the proposed tariff under which the company plans to begin operation. Use the format required by Commission Rule 25-24.485 (example enclosed).

23. Submit the following:

A. Managerial capability; give resumes of employees/officers of the company that would indicate sufficient managerial experiences of each.

B. Technical capability; give resumes of employees/officers of the company that would indicate sufficient technical experiences or indicate what company has been contracted to conduct technical maintenance.

C. Financial capability.

The application **should contain** the applicant's audited financial statements for the most recent 3 years. If the applicant does not have audited financial statements, it shall so be stated.

The unaudited financial statements should be signed by the applicant's chief executive officer and chief financial officer **affirming that the financial statements are true and correct** and should include:

1. the balance sheet;
2. income statement; and
3. statement of retained earnings.

NOTE: *This documentation may include, but is not limited to, financial statements, a projected profit and loss statement, credit references, credit bureau reports, and descriptions of business relationships with financial institutions.*

Further, the following (which includes supporting documentation) should be provided:

1. **A written explanation** that the applicant has sufficient financial capability to provide the requested service in the geographic area proposed to be served.
2. **A written explanation** that the applicant has sufficient financial capability to maintain the requested service.
3. **A written explanation** that the applicant has sufficient financial capability to meet its lease or ownership obligations.

THIS PAGE MUST BE COMPLETED AND SIGNED

APPLICANT ACKNOWLEDGMENT STATEMENT

1. **REGULATORY ASSESSMENT FEE:** I understand that all telephone companies must pay a regulatory assessment fee in the amount of .15 of one percent of its gross operating revenue derived from intrastate business. Regardless of the gross operating revenue of a company, a minimum annual assessment fee of \$50 is required.
2. **GROSS RECEIPTS TAX:** I understand that all telephone companies must pay a gross receipts tax of two and one-half percent on all intra and interstate business.
3. **SALES TAX:** I understand that a seven percent sales tax must be paid on intra and interstate revenues.
4. **APPLICATION FEE:** I understand that a non-refundable application fee of \$250.00 must be submitted with the application.

UTILITY OFFICIAL:

DAVID A HOWE

Print Name



Signature

President

Title

9-10-01

Date

352-371-8101

Telephone No.

Fax No.

352-335-9765

Address: 5022 SW 91 DR
GAINESVILLE FL 32608

THIS PAGE MUST BE COMPLETED AND SIGNED


CUSTOMER DEPOSITS AND ADVANCE PAYMENTS

A statement of how the Commission can be assured of the security of the customer's deposits and advance payments may be provided in one of the following ways (applicant, please check one):

- () The applicant will **not** collect deposits nor will it collect payments for service more than one month in advance.

- () The applicant intends to collect deposits and/or advance payments for more than one month's service and will file and maintain a surety bond with the Commission in an amount equal to the current balance of deposits and advance payments in excess of one month.
(The bond must accompany the application.)

UTILITY OFFICIAL:

<u>DAVID A HOWE</u>	
Print Name	Signature
<u>PRESIDENT</u>	<u>9-10-01</u>
Title	Date
<u>352-371-8101</u>	<u>352-335-9765</u>
Telephone No.	Fax No.
Address: <u>5022 SW 91 DR</u>	
<u>GAINESVILLE FL 32608</u>	
<u> </u>	
<u> </u>	


THIS PAGE MUST BE COMPLETED AND SIGNED

AFFIDAVIT

By my signature below, I, the undersigned officer, attest to the accuracy of the information contained in this application and attached documents and that the applicant has the technical expertise, managerial ability, and financial capability to provide interexchange telecommunications service in the State of Florida. I have read the foregoing and declare that, to the best of my knowledge and belief, the information is true and correct. I attest that I have the authority to sign on behalf of my company and agree to comply, now and in the future, with all applicable Commission rules and orders.

Further, I am aware that, pursuant to Chapter 837.06, Florida Statutes, "Whoever knowingly makes a false statement in writing with the intent to mislead a public servant in the performance of his official duty shall be guilty of a misdemeanor of the second degree, punishable as provided in s. 775.082 and s. 775.083."

UTILITY OFFICIAL:

<u>DAVID A. Howe</u> Print Name	<u></u> Signature
<u>President</u> Title	<u>9-10-01</u> Date
<u>352-371-8601</u> Telephone No.	<u>352-335-9765</u> Fax No.

Address: 5022 SW 91 DR
GAINESVILLE FL 32608

CURRENT FLORIDA INTRASTATE SERVICES

Applicant **has** () or **has not** () previously provided intrastate telecommunications in Florida.

If the answer is has, fully describe the following:

a) What services have been provided and when did these services begin?

n/a

b) If the services are not currently offered, when were they discontinued?

n/a

UTILITY OFFICIAL:

DAVID A HOWE
Print Name

David Howe
Signature

President
Title

9-10-01
Date

352-371-8101
Telephone No.

352-335-9765
Fax No.

Address: _____
5022 SW 91 DR

GAINESVILLE FL 32608

CERTIFICATE TRANSFER, OR ASSIGNMENT STATEMENT

I, (Name) _____,
(Title) N/A of _____

(Name of Company)

and current holder of Florida Public Service Commission Certificate Number

N/A, have reviewed this application and join in the petitioner's request
for a:

() transfer

() assignment

of the above-mentioned certificate.

UTILITY OFFICIAL:

DAVID A Howe

Print Name

President

Title

352-371-8101

Telephone No.

David A Howe

Signature

9-10-01

Date

352-335-9765

Fax No.

Address: 5022 SW 91 DR

GAINESVILLE FL 32608

I. **Services included are:**

- _____ Station assistance
- _____ Person-to-person assistance
- _____ Directory assistance
- _____ Operator verify and interrupt
- _____ Conference calling

22. Submit the proposed tariff under which the company plans to begin operation. Use the format required by Commission Rule 25-24.485 (example enclosed).

23. Submit the following:

A. Managerial capability; give resumes of employees/officers of the company that would indicate sufficient managerial experiences of each.

B. Technical capability; give resumes of employees/officers of the company that would indicate sufficient technical experiences or indicate what company has been contracted to conduct technical maintenance.

C. Financial capability.

The application **should contain** the applicant's audited financial statements for the most recent 3 years. If the applicant does not have audited financial statements, it shall so be stated.

The unaudited financial statements should be signed by the applicant's chief executive officer and chief financial officer **affirming that the financial statements are true and correct** and should include:

1. the balance sheet;
2. income statement; and
3. statement of retained earnings.

NOTE: *This documentation may include, but is not limited to, financial statements, a projected profit and loss statement, credit references, credit bureau reports, and descriptions of business relationships with financial institutions.*

Further, the following (which includes supporting documentation) should be provided:

1. **A written explanation** that the applicant has sufficient financial capability to provide the requested service in the geographic area proposed to be served.
2. **A written explanation** that the applicant has sufficient financial capability to maintain the requested service.
3. **A written explanation** that the applicant has sufficient financial capability to meet its lease or ownership obligations.

MAP MASTERS, INC.

Florida Tariff No. 1
Original Sheet 1

TITLE SHEET

FLORIDA TELECOMMUNICATIONS TARIFF

This tariff contains the descriptions, regulations, and rates applicable to the furnishing of service and facilities for telecommunications services provided by MAP MASTERS, Inc., with principal offices at 5022 SW 91 Dr, Gainesville, FL 32608. This tariff applies for services furnished within the state of Florida. This tariff is on file with the Florida Public Service Commission, and copies may be inspected, during normal business hours, at the Company's principal place of business.

ISSUED: September 10, 2001
By: David Howe, President
5022 SW 91 Dr
Gainesville, FL 32608

EFFECTIVE: 9/17/01 *Dave*

DOCUMENT NUMBER-DATE

11964 SEP 24 6

FPSC-COMMISSION CLERK

MAP MASTERS, INC.

Florida Tariff No. 1
Original Sheet 2

CHECK SHEET

The sheets listed below, which are inclusive of this tariff, are effective as of the date shown at the bottom of the respective sheet(s). Original and revised sheets as named below comprise all changes from the original tariff and are currently in effect as of the date of the bottom of this page.

SHEET REVISION

- 1 Original
- 2 Original
- 3 Original
- 4 Original
- 5 Original
- 6 Original
- 7 Original
- 8 Original
- 9 Original
- 10 Original
- 11 Original
- 12 Original
- 13 Original
- 14 Original
- 15 Original
- 16 Original
- 17 Original
- 18 Original

ISSUED: September 10, 2001
By: David Howe, President
5022 SW 91 Dr
Gainesville, FL 32608

EFFECTIVE:

9/17/01

MAP MASTERS, INC.

Florida Tariff No. 1
Original Sheet 3

TABLE OF CONTENTS

Title Sheet.....	1
Check Sheet.....	2
Table of Contents.....	3
Symbols Sheet.....	4
Tariff Format Sheets.....	5
Section 1 - Technical Terms and Abbreviations.....	6
Section 2 - Rules and Regulations.....	7
Section 3 - Description of Service.....	12
Section 4 - Rates.....	16

ISSUED: September 10, 2001
By: David Howe, President
5022 SW 91 Dr
Gainesville, FL 32608

EFFECTIVE: 9/17/01 *DH*

MAP MASTERS, INC.

Florida Tariff No. 1
Original Sheet 4

SYMBOLS SHEET

- D - Delete Or Discontinue
- I - Change Resulting In An Increase To A Customer's Bill
- M - Moved From Another Tariff Location
- N - New
- R - Change Resulting In A Reduction To A Customer's Bill
- T - Change in Text Or Regulation But No Change In Rate Or Charge

ISSUED: September 10, 2001
By: David Howe, President
5022 SW 91 Dr
Gainesville, FL 32608

EFFECTIVE: 9/17/01 *DWH*

TARIFF FORMAT SHEETS

A. Sheet Numbering - Sheet numbers appear in the upper right corner of the page. Sheets are numbered sequentially. However, new sheets are occasionally added to the tariff. When a new sheet is added between sheets already in effect, a decimal is added. For example, a new sheet added between sheets 14 and 15 would be 14.1.

B. Sheet Revision Numbers - Revision numbers also appear in the upper right corner of each page. These numbers are used to determine the most current sheet version on file with the FPSC. For example, the 4th revised Sheet 14 cancels the 3rd revised Sheet 14. Because of various suspension periods, deferrals, etc, the FPSC follows in their tariff approval process, the most current sheet number on file with the Commission is not always the tariff page in effect. Consult the Check Sheet for the sheet currently in effect.

C. Paragraph Numbering Sequence - There are nine levels of paragraph coding.

Each level of coding is subservient to its next higher level:

2.

2.1.

2.1.1.

2.1.1.A.

2.1.1.A.1.

2.1.1.A.1. (a).

2.1.1.A.1. (a).I.

2.1.1.A.1. (a).I. (i).

2.1.1.A.1. (a).I. (i). (1).

D. Check Sheets - When a tariff filing is made with the FPSC, an updated check sheet accompanies the tariff filing. The check sheet lists the sheets contained in the tariff, with a cross reference to the current revision number. When new pages are added, the check sheet is changed to reflect the revision. All revisions made in a given filing are designated by an asterisk (*). There will be no other symbols used on this page if these are the only changes made to it (i.e., the format, etc. remains the same, just revised revision levels on some pages). The tariff user should refer to the latest check sheet to find out if a particular sheet is the most current on file with the FPSC.

ISSUED: September 10, 2001
By: David Howe, President
5022 SW 91 Dr
Gainesville, FL 32608

EFFECTIVE: 9/17/01 *DWH*

MAP MASTERS, INC.

Florida Tariff No. 1
Original Sheet 6

SECTION 1 - TECHNICAL TERMS AND ABBREVIATIONS

Access Line - An arrangement which connects the customer's location to the Company's network switching center.

Authorization Code - A numerical code, one or more of which are available to a customer to enable him/her to access the carrier, and which are used by the carrier both to prevent unauthorized access to its facilities and to identify the customer for billing purposes.

Company or Carrier - MAP MASTERS, Inc. Customer - the person, firm, corporation or other entity which orders service and is responsible for payment of charges due and compliance with the Company's tariff regulations.

Day - From 8:00 AM up to but not including 5:00 PM local time Sunday through Friday.

Evening - From 5:00 PM up to but not including 11:00 PM local time Sunday through Friday.

Holidays - The Company's recognized holidays are New Year's Day, July 4th, Thanksgiving Day, Christmas Day.

Night/Weekend - From 11:00 PM up to but not including 8:00 AM Sunday through

Friday, and 8:00 AM Saturday up to but not including 5:00 PM Sunday.

ISSUED: September 10, 2001
By: David Howe, President
5022 SW 91 Dr
Gainesville, FL 32608

EFFECTIVE: 9/17/01 *Delt*

MAP MASTERS, INC.

Florida Tariff No. 1
Original Sheet 7

SECTION 2 - RULES AND REGULATIONS

2.1 Undertaking of the Company

The Company's services and facilities are furnished for communications originating at specified points within the state of Florida under terms of this tariff.

The Company's installs, operates, and maintains the communications services provided herein in accordance with the terms and conditions set forth under this tariff. It may act as the customer's agent for ordering access connection facilities provided by other carriers or entities when authorized by the customer, to allow connection of a customer's location to the Company's network. The customer shall be responsible for all charges due for such service arrangement.

The Company's services and facilities are provided on a monthly basis unless ordered on a longer term basis, and are available twenty-four hours per day, seven days per week.

2.2 Limitations

2.2.1 Service is offered subject to the availability of facilities and provisions of this tariff.

2.2.2 The Company's reserves the right to discontinue furnishing service, or limit the use of service necessitated by conditions beyond its control: or when the customer is using service in violation of the law or the provisions of this tariff.

ISSUED: September 10, 2001
By: David Howe, President
5022 SW 91 Dr
Gainesville, FL 32608

EFFECTIVE: 9/17/01 *David*

SECTION 2 - RULES AND REGULATIONS continued

2.2 Limitations (Cont.)

2.2.3 All facilities provided under this tariff are directly controlled by the Company and the customer may not transfer or assign the use of service or facilities, except with the express written consent of the Company. Such transfer or assignment shall only apply where there is no interruption of the use or location of the service or facilities.

2.2.4 All regulations and conditions contained in this tariff shall apply to all such permitted assignees or transferees, as well as all conditions for service.

2.2.5 Customers reselling or rebilling services must have a Certificate of Public Convenience and Necessity as an interexchange carrier from the Florida Public Service Commission.

2.3 Liabilities of the Company

2.3.1 The Company's liability arising out of mistakes, interruptions, omissions, delays, errors, or defects in the transmission occurring in the course of furnishing service or facilities, and not caused by the negligence of its employees or its agents, in no event shall exceed an amount equivalent to the proportionate charge to the customer for the period during which the aforementioned faults in transmission occur, unless ordered by the Commission.

2.3.2 The Company shall be indemnified and held harmless by the customer against:

(A) Claims for libel, slander, or infringement of copyright arising out of the material, data, information, or other content transmitted over the Company's facilities.

(B) All other claims arising out of any act or omission of the customer in connection with any service or facility provided by the Company.

ISSUED: September 10, 2001
By: David Howe, President
5022 SW 91 Dr
Gainesville, FL 32608

EFFECTIVE:

9/17/01 Dave

SECTION 2 - RULES AND REGULATIONS continued

2.4 Interruption of Service

2.4.1 Credit allowance for the interruption of service which is not due to the Company's testing or adjusting, negligence of the customer, or due to the failure of channels or equipment provided by the customer, are subject to the general liability provisions set forth in Subsection 2.3.1. It shall be the customer's obligation to notify the Company immediately of any service interruption for which a credit allowance is desired. Before giving such notice, the customer shall ascertain that the trouble is not being caused by any action or omission by the customer within his control, or equipment, if any, furnished by the customer and connected to the Company's facilities. No refund or credit will be made for the time that the Company stands ready to repair the service and the subscriber does not provide access to the Company for such restoration work.

2.4.2 No credit shall be allowed for an interruption of a continuous duration of less than twenty-four hours after the subscriber notifies the Company.

2.4.3 The customer shall be credited for an interruption of more than twenty-four hours as follows:

Credit Formula:

$Credit = A/720 \times C$

"A" - outage time in hours

"B" - each month is considered to have 720 hours

"C" - total monthly charge for affected facility

ISSUED: September 10, 2001
By: David Howe, President
5022 SW 91 Dr
Gainesville, FL 32608

EFFECTIVE: 9/17/01 *DH*

SECTION 2 - RULES AND REGULATIONS continued

2.5 Disconnection of Service by Carrier

The company (carrier), upon 5 working days written notice to the customer, may discontinue service or cancel an application for service without incurring any liability for any of the following reasons:

2.5.1 Non-payment of any sum due to carrier for regulated service for more than thirty days beyond the date of rendition of the bill for such service.

2.5.2 A violation of any regulation governing the service under this tariff.

2.5.3 A violation of any law, rule, or regulation of any government authority having jurisdiction over such service.

2.5.4 The company has given the customer notice and has allowed a reasonable time to comply with any rule, or remedy, and deficiency as stated in Rule 25-4.113, F.A.C., Refusal or Discontinuance of Service by Company.

2.5.5 Service may be disconnected without notice for tampering with company equipment, for interfering with the service to other customers, for fraud, or in the event of a hazardous condition.

ISSUED: September 10, 2001
By: David Howe, President
5022 SW 91 Dr
Gainesville, FL 32608

EFFECTIVE: 9/17/01 *David Howe*

SECTION 2 - RULES AND REGULATIONS continued

2.6 Deposits

The Company does not require a deposit from the customer.

2.7 Advance Payments

For customers whom the Company feels an advance payment is necessary, the

Company reserves the right to collect an amount not to exceed one (1) month's estimated charges as an advance payment for service. This will be applied against the next month's charges and if necessary a new advance payment will be collected for the next month.

2.8 Taxes

All state and local taxes (i.e., gross receipts tax, sales tax, municipal utilities tax) are listed on customer bills as separate line items and are not included in the quoted rates.

2.9 Billing of Calls

All charges due by the subscriber are payable at any agency duly authorized to receive such payments. Any objection to billed charges should be promptly reported to Map Masters customer service provider at Radiant Telecom. Adjustments to customer's bills shall be made to the extent that records are available and/or circumstances exist which reasonably indicate that such charges are not in accordance with approved rates or that an adjustment may otherwise be appropriate.

ISSUED: September 10, 2001
By: David Howe, President
5022 SW 91 Dr
Gainesville, FL 32608

EFFECTIVE: 9/17/01 *DHW*

SECTION 3 - DESCRIPTION OF SERVICE

3.1 Timing of Calls

3.1.1 When Billing Charges Begin and End For Phone Calls

The customer's long distance usage charge is based on the actual usage of the Company's network provided by Radiant Telecom. Usage begins when the called party picks up the receiver, (i.e. when 2 way communication, often referred to as "conversation time" is possible.). When the called party picks up is determined by hardware answer supervision in which the local telephone company sends a signal to the switch or the software utilizing audio tone detection. When software answer supervision is employed, up to 60 seconds of ringing is allowed before it is billed as usage of the network. A call is terminated when the calling or called party hangs up.

3.1.2 Billing Increments

The minimum call duration for billing purposes is 1 minute for a connected call and calls beyond 1 minute are billed in 1 minute increments.

3.1.3 Per Call Billing Charges

Billing will be rounded up to the nearest 1 minute for each call.

3.1.4 Uncompleted Calls

There shall be no charges for uncompleted calls.

ISSUED: September 10, 2001
By: David Howe, President
5022 SW 91 Dr
Gainesville, FL 32608

EFFECTIVE: 9/17/01 *DH*

SECTION 3 - DESCRIPTION OF SERVICE continued

3.2 Calculation of Distance

Usage charges for all mileage sensitive products are based on the airline distance between rate centers associated with the originating and terminating points of the call. This service is provided by Radiant Telecom for Map Masters, Inc.

The airline mileage between rate centers is determined by applying the formula below to the vertical and horizontal coordinates associated with the rate centers involved. The Company uses the rate centers that are produced by Bell Communications Research in the NPA-NXX V & H Coordinates Tape and Bell's NECA Tariff No. 4.

FORMULA:

The square 2 2

root of: $(V1 - V2)^2 + (H1 - H2)^2$

10

3.3 Minimum Call Completion Rate

A customer can expect a call completion rate (number of calls completed / number of calls attempted) of not less than 90% during peak use periods for all Feature Group D services ("1+" dialing).

ISSUED: September 10, 2001
By: David Howe, President
5022 SW 91 Dr
Gainesville, FL 32608

EFFECTIVE: 9/17/01 *DWH*

MAP MASTERS, INC.

Florida Tariff No. 1
Original Sheet 14

SECTION 3 - DESCRIPTION OF SERVICE continued

3.4 Service Offerings

3.4.1 Map Masters Long Distance Service

Map Masters Long Distance Service is offered to residential and business customers. The service permits direct dialed outbound calling at a single per minute rate. Service is provided from presubscribed, dedicated or shared use access lines. Calls are billed in one minute increments. No monthly recurring charges or minimum monthly billing requirements apply.

3.4.2 Map Masters 800/888 (Inbound) Long Distance Service

Map Masters 800/888 (Inbound) Long Distance Service is offered to residential and business customers. The service permits inbound 800/888 calling at a single per minute rate. Service is provided from presubscribed, dedicated or shared use access lines. Calls are billed in six second increments, with a six second minimum call duration. A \$10.00 minimum monthly billing requirement applies. Customers whose monthly usage is less than the minimum will be billed the minimum amount.

3.4.3 Map Masters Calling Card Service

Map Masters Calling Card Service is a calling card service offered to residential and business customers who subscribe to the Map Masters Long Distance Service calling plan. Customers using the Carrier's calling card service access the service by dialing a 1-800 number followed by an account identification number and the number being called. This service permits subscribers utilizing the Carrier's calling card to make calls at a single per minute rate. Calls are billed in one (1) minute increments after the initial minimum period of one (1) minute. There are no nonrecurring or monthly recurring charges.

ISSUED: September 10, 2001
By: David Howe, President
5022 SW 91 Dr
Gainesville, FL 32608

EFFECTIVE: 9/17/01 *DWH*

SECTION 3 - DESCRIPTION OF SERVICE continued

3.4.4 Operator Services

The Company's operator services are provided to residential and business customers who "presubscribe" to this service for intrastate calling. Operator services include the completion of collect, station-to-station, person-to-person, third party billing and credit card calls with the assistance of a Carrier operator. Each completed operator assisted call consists of two charge elements (except as otherwise indicated herein): (i) a fixed operator charge, which will be dependent on the type of billing selected (e.g., calling card, collect or other) and/or the completion restriction selected (e.g., station-to-station or person-to-person); and (ii) a measured usage charge dependent upon the duration, distance and/or time of day of the call.

3.4.4.A Operator Dialed Surcharge

This surcharge applies to calls when the customer has the capability of dialing all the digits necessary to complete a call, but elects to dial only the appropriate operator code and requests the operator to dial the called station. The surcharge does not apply to:

- 1) Calls where a customer cannot otherwise dial the call due to defective equipment or trouble on the Map Masters, Inc. network; and
- 2) Calls in which a Company operator places a call for a calling party who is identified as being handicapped and unable to dial the call because of his/her handicap.

The Operator Dialed Surcharge applies in addition to any other applicable operator charges.

ISSUED: September 10, 2001
By: David Howe, President
5022 SW 91 Dr
Gainesville, FL 32608

EFFECTIVE: 9/17/01 *DWH*

MAP MASTERS, INC.

Florida Tariff No. 1
Original Sheet 16

SECTION 4 - RATES

4.1 Map Masters Long Distance Service

Rate per minute - \$0.10.

Plan is billed in full minute increments.

4.2 Map Masters 800/888 (Inbound) Long Distance Service

Rate per minute - \$0.12.

Plan is billed in six second increments with a six second minimum.

4.3 Map Masters Calling Card Service

Rate per minute - \$0.20.

Plan is billed in full minute increments.

4.4 Operator Services (For presubscribed customers)

4.4.1 Usage Rates: The appropriate rate found under 4.1 or 4.3 shall apply.

4.4.2 Operator Charges:

Collect Station-to-Station \$1.00

Collect Person-to-Person \$3.25

Person-to-Person \$3.25

Station-to-Station \$1.00

Customer Dialed Calling Card \$1.00

Operator Dialed Calling Card \$1.75

Operator Dialed Surcharge \$0.75

ISSUED: September 10, 2001
By: David Howe, President
5022 SW 91 Dr
Gainesville, FL 32608

EFFECTIVE: 9/17/01 *DWH*

SECTION 4 - RATES continued

4.5 Determining Applicable Rate in Effect

For the initial minute, the rate applicable at the start of chargeable time at the calling station applies. For additional minutes, the rate applicable is that rate which is in effect at the calling station when the additional minute(s) begin. That is, if chargeable time begins during the Day Period, the Day Rate applies to the initial minute and to any additional minutes that the call continues during the rate period. If the call continues into a different rate period, the appropriate rates from that period apply to any additional minutes occurring in that rate period. If an additional minute is split between two rate periods, the rate period applicable at the start of the minute applies to the entire minute.

4.6 Payment of Calls

4.6.1 Late Payment Charges

A late payment Charge of 1.5% per month will be assessed on all unpaid balances more than thirty days old.

4.6.2 Return Check Charges

A return check charge of \$25.00 will be assessed for checks returned for insufficient funds if the face value does not exceed \$50.00, \$30.00 if the face value does exceed \$50.00 but does not exceed \$300.00, \$40.00 if the face value exceeds \$300.00 or 5% of the value of the check, which ever is greater.

4.7 Restoration of Service

A reconnection fee of \$25.00 per occurrence is charged when service is re-established for customers who had been disconnected for non-payment.

ISSUED: September 10, 2001
By: David Howe, President
5022 SW 91 Dr
Gainesville, FL 32608

EFFECTIVE: 9/17/01 

SECTION 4 - RATES continued

4.8 Special Promotions

The company will, from time to time, offer special promotions to its customers waiving certain charges. These promotions will be approved by the FPSC with specific starting and ending dates, and be made part of this tariff.

4.9 Special Rates For The Handicapped

4.9.1. Directory Assistance

There shall be no charge for up to fifty calls per billing cycle from lines or trunks serving individuals with disabilities. The Company shall charge the prevailing tariff rates for every call in excess of 50 within a billing cycle.

4.9.2. Hearing and Speech Impaired Persons

Intrastate toll message rates for TDD users shall be evening rates for daytime calls and night rates for evening and night calls.

4.9.3. Telecommunications Relay Service

For intrastate toll calls received from the relay service, the Company will when billing relay calls discount relay service calls by 50 percent off of the otherwise applicable rate for a voice nonrelay call except that where either the calling or called party indicates that either party is both hearing and visually impaired, the call shall be discounted 60 percent off of the otherwise applicable rate for a voice nonrelay call. The above discounts apply only to time-sensitive elements of a charge for the call and shall not apply to per call charges such as a credit card surcharge.

ISSUED: September 10, 2001
By: David Howe, President
5022 SW 91 Dr
Gainesville, FL 32608

EFFECTIVE: 9/17/01 *DH*

09/21/01

Map Masters, Inc
Balance Sheet
 As of August 31, 2001

Aug 31, '01

ASSETS	
Current Assets	
Checking/Savings	
105 · Operating Account	-22,024.87
108 · First Union-D Howe	1,000.00
109 · Money Fund	278.28
Total Checking/Savings	<u>-20,746.59</u>
Accounts Receivable	
112 · Accounts Receivable	156,198.27
Total Accounts Receivable	<u>156,198.27</u>
Other Current Assets	
116 · Undeposited Cash on Hand	23,301.25
118 · Deposit Correction	-3,790.00
119 · ISS/Radiant Switch	10,000.00
135 · Inventory on Hand	447,939.54
137 · Prepaid Corporate Tax	1,085.39
138 · Prepaid Insurance	544.00
Total Other Current Assets	<u>479,080.18</u>
Total Current Assets	<u>614,531.86</u>
Fixed Assets	
160 · Furniture/Equipment	
1601 · Sticker Machines (3)	25,600.00
1603 · Furniture	3,275.00
1604 · Phone Card Machines	48,020.85
Total 160 · Furniture/Equipment	<u>76,895.85</u>
161 · Accum Depr Furniture & Equip	-43,523.00
170 · Computer Equipment	14,230.00
Total Fixed Assets	<u>47,602.85</u>
Other Assets	
140 · Loan to Shareholder - DH	-61,120.01
Total Other Assets	<u>-61,120.01</u>
TOTAL ASSETS	<u><u>601,014.70</u></u>
LIABILITIES & EQUITY	
Liabilities	
Current Liabilities	
Accounts Payable	
202 · Accounts Payable	
202A · Switch Time	-66,605.08
202B · First Use Activation	-16,882.44
202 · Accounts Payable - Other	448,318.38
Total 202 · Accounts Payable	<u>364,830.86</u>
Total Accounts Payable	364,830.86
Credit Cards	
211 · American Express Corporate	5,440.00
Total Credit Cards	<u>5,440.00</u>
Other Current Liabilities	
205 · Payroll Tax Liabilities	21.88
210 · Sales Tax Payable	1,197.39
220 · Notes Payable - current	
2201 · 7624 Line of Credit	56,692.38
Total 220 · Notes Payable - current	<u>56,692.38</u>
Total Other Current Liabilities	<u>520,063.11</u>

52006311 DOCUMENT NUMBER-DATE

11964 SEP 24 6 Page 1

FPSC-COMMISSION CLERK

09/21/01

Map Masters, Inc
Balance Sheet
As of August 31, 2001

	<u>Aug 31, '01</u>
Total Current Liabilities	428,182.51
Total Liabilities	428,182.51
Equity	
3000 · Opening Bal Equity	76,465.12
310 · Common Stock	100.00
320 · Additional paid in capital	39,885.00
330 · Retained Earnings	18,756.40
Net Income	37,625.67
Total Equity	172,832.19
TOTAL LIABILITIES & EQUITY	<u><u>601,014.70</u></u>

09/21/01

Map Masters, Inc
Profit & Loss YTD Comparison
 July 30 through August 31, 2001

	<u>Jul 30 - Au...</u>	<u>Jan - Aug '01</u>
Ordinary Income/Expense		
Income		
401 · MM Inventory Sold	0 00	3,485.53
402 · Revenue		
4024 · Internet Sales	3,274.40	18,325.64
4025 · License/Misc Sales	0.00	-21 85
4026 · Million Dollar Sales	-87.50	-26.30
4037 · Phone Card Sales	279,312.71	1,565,053.91
4038 · Pager Sales		
4038A · Pager Time	0.00	-4,663.00
4038 · Pager Sales - Other	350.00	-2,400.99
Total 4038 · Pager Sales	350.00	-7,063.99
4039 · Cell Phone Sales	1,028.49	11,203.03
4041 · Map Sales	265.05	3,739.50
4042 · Powertel Sales	60,261 69	274,507.61
4043 · Panther Commission	0 00	730.00
410 · Freight Income	1,477.15	6,497.44
Total 402 · Revenue	345,881.99	1,872,944 99
403 · MF Dividend	28.57	201 66
405 · Amazon Referral	0.00	27 16
408 · Over/under	-822.75	308 32
409 · Theft	0.00	-560.00
490 · Sales Discounts Allowed		
4901 · Sales Tax Discount	68.17	262.88
4902 · Commissions Paid	-4,093.49	-31,665 10
4903 · Refund	25.00	-654 59
4904 · Sales Discounts	-852.49	-984.12
4906 · Inventory Adjustment		
4906A · Bad cards tossed	0.00	-236.91
4906B · Bad Cards	0.00	-46,493.82
4906C · Bad cards replaced	0.00	6,841.78
4906D · Inventory in - not paid	0.00	19,520.00
4906E · Vendor payment Adjustments	0.00	30,512.00
4906F · Inventory Shrinkage	0.00	18,504.20
Total 4906 · Inventory Adjustment	0.00	28,647.25
4910 · Rental of space	0.00	-2,100.00
490 · Sales Discounts Allowed - Other	60.00	60.00
Total 490 · Sales Discounts Allowed	-4,792.81	-6,433.68
Total Income	340,295.00	1,869,973.98
Cost of Goods Sold		
5000 · Cost of Goods Sold	364.80	1,276.80
501 · MM Inventory Cost	0.00	1,494.86
502 · Cost of Products		
5024 · Internet Cost		
5024F · Internet Freight	12.95	110.46
5024 · Internet Cost - Other	2,693.07	10,909.05
Total 5024 · Internet Cost	2,706.02	11,019.51
5026 · Million Dollar Cost	-30.63	-3.50
5036 · MM Switch Cost	10,057.50	76,230.00
5037 · Phone Card Cost		
5037A · Phone Card Printing	13,014.87	27,149 22
5037B · Cost to reactivate NoQuita	0.00	9,138.50
5037C · Phone Card Licensing	815.00	815.00
5037F · Phone Card Freight	366.26	2,064.87
5037 · Phone Card Cost - Other	224,198.43	1,200,270.16
Total 5037 · Phone Card Cost	238,394.56	1,239,437.75
5038 · Pager Cost	0.00	-40.00
5039 · Cell Phone Cost	-365.91	9,144.97
5041 · Map Cost of Goods		

09/21/01

Map Masters, Inc
Profit & Loss YTD Comparison
 July 30 through August 31, 2001

	<u>Jul 30 - Au...</u>	<u>Jan - Aug '01</u>
5041F · Map Freight	0.00	133.19
5041 · Map Cost of Goods - Other	344.43	2,467.70
Total 5041 · Map Cost of Goods	344.43	2,600.89
5042 · Powertel		
5042F · Powertel Freight	0.00	57.70
5042 · Powertel - Other	56,399.83	258,496.28
Total 5042 · Powertel	56,399.83	258,553.98
Total 502 · Cost of Products	307,505.80	1,596,943.60
Total COGS	307,870.60	1,599,715.26
Gross Profit	32,424.40	270,258.72
Expense		
605 · Advertising	0.00	120.00
610 · Bank & Credit Card Charges	406.10	2,029.47
612 · Bad Debts & Checks	799.00	6,851.10
614 · Computer		
6145 · Comp Upgrade	341.07	341.07
6147 · Joe Cadet Computer	45.00	135.00
614 · Computer - Other	0.00	715.87
Total 614 · Computer	386.07	1,191.94
615 · Contributions	0.00	601.14
623 · Entertainment/Meals	499.43	4,575.34
625 · Insurance		
6251 · Liability Insurance	0.00	2,274.05
6252 · Group Health Insurance	1,033.08	7,665.36
6254 · Auto Insurance	0.00	1,791.75
6256 · Bond	0.00	144.59
Total 625 · Insurance	1,033.08	11,875.75
630 · Interest Expense		
6301 · 7624 Interest	527.56	4,262.78
6304 · Southtrust Interest	0.00	4,173.00
Total 630 · Interest Expense	527.56	8,435.78
635 · Legal/Professional Fees	240.00	739.00
637 · Miscellaneous Expenses	0.00	5.00
640 · Office Supplies/Expenses		
6401 · Postage	34.00	260.04
6402 · Printing/Reproduction	0.00	17.86
6403 · Office Supplies	141.00	2,661.24
6404 · Ship	1,086.08	6,006.14
6409 · Ship Supplies	32.41	450.77
640 · Office Supplies/Expenses - Other	410.29	871.95
Total 640 · Office Supplies/Expenses	1,703.78	10,268.00
641 · 1099		
Frank - 1099	1,000.00	1,000.00
6412 · Monge 1099	2,481.00	16,489.02
6414 · Reavis - 1099	289.91	4,167.01
6415 · Forbes-1099	1,518.00	8,320.83
6416 · Wrenn - 1099	4,000.00	12,000.00
6419 · Dan Clark - 1099	4,200.00	31,400.00
6420 · Cadet - 1099	2,000.00	9,000.00
Total 641 · 1099	15,488.91	82,376.86
642 · Wages & Salaries		
6421 · Office Wages/Salaries	688.25	9,592.69
6422 · Officers Salaries	3,620.00	28,960.00
6428 · Commissions 98	0.00	0.00
Total 642 · Wages & Salaries	4,308.25	38,552.69

09/21/01

Map Masters, Inc
Profit & Loss YTD Comparison
 July 30 through August 31, 2001

	<u>Jul 30 - Au...</u>	<u>Jan - Aug '01</u>
645 · Rental - Building	145.75	1,166.00
647 · Rental Equipment		
6471 · Copier Lease	64.09	309.52
Total 647 · Rental Equipment	64.09	309.52
650 · Repairs/Maintenance	255.00	1,855.00
655 · Taxes and Licenses		
6551 · Auto Registration	0.00	181.18
6552 · Fla intangible Tax	0.00	65.00
6553 · Sales Tax (add'l billed)	11.36	33.52
6557 · Corporate Tax	0.00	150.00
6561 · Tangible Tax	0.00	1,036.55
Total 655 · Taxes and Licenses	11.36	1,466.25
656 · Payroll Tax Expense	358.41	3,317.05
6560 · Payroll Expenses	209.88	1,014.88
660 · Travel Expense	2,358.73	19,305.06
665 · Telephone Expense		
6651 · Internet	39.90	319.20
6653 · Long Distance	267.56	1,673.96
6654 · BellSouth	167.96	1,117.49
665 · Telephone Expense - Other	0.00	403.87
Total 665 · Telephone Expense	475.42	3,514.52
680 · Vehicle Expense		
6801 · Auto Repair	389.08	1,239.97
6803 · Honda Accord	0.00	15,373.80
6805 · Dodge Truck	424.27	3,394.16
Total 680 · Vehicle Expense	813.35	20,007.93
690 · Vending		
6903 · Lease	1,573.40	13,054.77
Total 690 · Vending	1,573.40	13,054.77
Total Expense	31,657.57	232,633.05
Net Ordinary Income	766.83	37,625.67
Net Income	766.83	37,625.67

Map Masters, Inc
Balance Sheet
As of December 31, 2000

	Dec 31, '00
ASSETS	
Current Assets	
Checking/Savings	
105 · Operating Account	36,628.81
109 · Money Fund	290.24
Total Checking/Savings	36,919.05
Accounts Receivable	
112 · Accounts Receivable	86,611.03
Total Accounts Receivable	86,611.03
Other Current Assets	
135 · Inventory on Hand	79,283.77
137 · Prepaid Corporate Tax	1,085.39
138 · Prepaid Insurance	544.00
Total Other Current Assets	80,913.16
Total Current Assets	204,443.24
Fixed Assets	
160 · Furniture/Equipment	
1601 · Sticker Machines (3)	25,600.00
1603 · Furniture	3,275.00
1604 · Phone Card Machines	48,020.85
Total 160 · Furniture/Equipment	76,895.85
161 · Accum Depr Furniture & Equip	-43,523.00
170 · Computer Equipment	14,230.00
Total Fixed Assets	47,602.85
Other Assets	
140 · Loan to Shareholder - DH	-46,785.58
Total Other Assets	-46,785.58
TOTAL ASSETS	205,260.51
LIABILITIES & EQUITY	
Liabilities	
Current Liabilities	
Accounts Payable	
202 · Accounts Payable	6,589.18
Total Accounts Payable	6,589.18
Other Current Liabilities	
205 · Payroll Tax Liabilities	10.58
210 · Sales Tax Payable	1,421.38
220 · Notes Payable - current	
2201 · 7624 Line of Credit	62,032.85
Total 220 · Notes Payable - current	62,032.85
Total Other Current Liabilities	63,464.81
Total Current Liabilities	70,053.99
Total Liabilities	70,053.99
Equity	
3000 · Opening Bal Equity	76,465.12
310 · Common Stock	100.00
320 · Additional-paid in capital	39,885.00
Net Income	18,756.40
Total Equity	135,206.52
TOTAL LIABILITIES & EQUITY	205,260.51

MAP MASTERS, INC
Profit & Loss YTD Comparison
 January through December 2000

Ordinary Income/Expense	Jan - Dec '00	Jan - Dec '00
Income		
401 · MM Inventory Sold	4,143.22	4,143.22
402 · Revenue		
4021 · Sales - Travel Tapes	795.13	795.13
4023 · Sales - Custom Maps	135.00	135.00
4024 · Sales - Internet	22,458.48	22,458.48
4025 · Sales - Nature Tapes	-218.62	-218.62
4026 · Sales - Bills	4,335.80	4,335.80
4027 · Sales - Licenses	2,302.75	2,302.75
4029 · Sales - Stickers	215.10	215.10
4030 · Sales - Business	516.00	516.00
4032 · Sales - Blankets	703.65	703.65
4034 · Sales - Nascar	-15.96	-15.96
4036 · Sales - Vend Stickers	1,070.19	1,070.19
4037 · Sales - Phone Cards	1,617,737.60	1,617,737.60
4038 · Sales - Pagers		
4038A · Sales - Pager Time	5,219.00	5,219.00
4038 · Sales - Pagers - Other	2,819.33	2,819.33
Total 4038 · Sales - Pagers	8,038.33	8,038.33
4039 · Sales - Cell Phones	42,827.53	42,827.53
4040 · Sales - Beanie	96.00	96.00
4041 · Map Sales	4,695.07	4,695.07
410 · Freight Income	5,682.67	5,682.67
Total 402 · Revenue	1,711,374.72	1,711,374.72
403 · MF Dividend	48.65	48.65
405 · Amazon Referral	142.66	142.66
408 · Over/under	2,258.27	2,258.27
409 · Theft	-612.15	-612.15
490 · Sales Discounts Allowed		
4901 · Sales Tax Discount	508.82	508.82
4902 · Commissions Paid	-59,414.21	-59,414.21
4903 · Refund	-1,045.17	-1,045.17
4904 · Sales Discounts	-3,014.72	-3,014.72
4906 · Inventory Adjustment	-12.00	-12.00
4908 · Pager Rebate	-120.00	-120.00
4910 · Rental of space	-5,068.00	-5,068.00
4911 · Phone Card Rebate	-8.54	-8.54
490 · Sales Discounts Allowed - Other	-467.77	-467.77
Total 490 · Sales Discounts Allowed	-68,641.59	-68,641.59
Total Income	1,648,713.78	1,648,713.78
Cost of Goods Sold		
5000 · Cost of Goods Sold	167.00	167.00
501 · MM Inventory Cost	1,644.21	1,644.21
502 · Cost of Products		
5021 · Travel Tape Cost	698.06	698.06
5023 · Custom Map Cost	21.10	21.10
5024 · Internet Cost		
5024F · Internet Freight	155.93	155.93
5024 · Internet Cost - Other	12,604.25	12,604.25
Total 5024 · Internet Cost	12,760.18	12,760.18
5025 · Nature Tape Cost		
5025F · Nature Tape Freight	14.15	14.15
5025 · Nature Tape Cost - Other	-38.18	-38.18
Total 5025 · Nature Tape Cost	-24.03	-24.03
5026 · Bills Cost	1,750.34	1,750.34
5027 · License Cost	1,230.97	1,230.97
5029 · Sticker Cost	121.50	121.50
5030 · Business Cost	79.80	79.80
5032 · Blanket Cost	525.26	525.26

MAP MASTERS, INC
Profit & Loss YTD Comparison
 January through December 2000

	Jan - Dec '00	Jan - Dec '00
5034 · Nascar Cost	-18.59	-18.59
5037 · Phone Card Cost		
5037A · Phone Card Printing	5,690.00	5,690.00
5037F · Phone Card Freight	3,906.32	3,906.32
5037R · Wave bad stock	7,935.25	7,935.25
5037S · 20/20 bad cards	38,900.85	38,900.85
5037T · Inventory adjustment	9,731.83	9,731.83
5037U · Half Nickel bad cards	1,114.55	1,114.55
5037V · TTC bad cards	12,305.95	12,305.95
5037W · Siesta bad cards	1,217.73	1,217.73
5037X · Bad cards tossed	1,032.58	1,032.58
5037z · Misc Adjustment	-7,010.79	-7,010.79
5037 · Phone Card Cost - Other	1,242,448.00	1,242,448.00
Total 5037 · Phone Card Cost	1,317,272.27	1,317,272.27
5038 · Pager Cost		
5038T · Pager Time	896.29	896.29
5038 · Pager Cost - Other	1,741.05	1,741.05
Total 5038 · Pager Cost	2,637.34	2,637.34
5039 · Cell Phone Cost		
5039F · Cell Phone Freight	64.50	64.50
5039 · Cell Phone Cost - Other	24,471.52	24,471.52
Total 5039 · Cell Phone Cost	24,536.02	24,536.02
5040 · Beanie Cost	140.91	140.91
5041 · Map Cost of Goods		
5041L · Lamination	1,283.94	1,283.94
5041 · Map Cost of Goods - Other	2,986.57	2,986.57
Total 5041 · Map Cost of Goods	4,270.51	4,270.51
Total 502 · Cost of Products	1,366,001.64	1,366,001.64
Total COGS	1,367,812.85	1,367,812.85
Gross Profit	280,900.93	280,900.93
Expense		
605 · Advertising	2,421.46	2,421.46
610 · Bank & Credit Card Charges	3,749.08	3,749.08
612 · Bad Debts & Checks	8,994.35	8,994.35
614 · Computer		
6142 · Comp Supplies	35.00	35.00
6143 · Comp Class	59.00	59.00
6145 · Comp Upgrade	1,548.91	1,548.91
6146 · Klm Computer	1,408.89	1,408.89
Total 614 · Computer	3,051.80	3,051.80
615 · Contributions	215.00	215.00
623 · Entertainment/Meals		
6231 · Entertainment	1,969.32	1,969.32
6232 · Meals	2,899.22	2,899.22
Total 623 · Entertainment/Meals	4,868.54	4,868.54
625 · Insurance		
6251 · Liability Insurance	4,866.58	4,866.58
6252 · Group Health Insurance	11,182.80	11,182.80
6254 · Auto Insurance	1,569.50	1,569.50
6256 · Bond	114.82	114.82
Total 625 · Insurance	17,733.70	17,733.70
630 · Interest Expense		
6302 · Gold Card Interest	847.55	847.55
6303 · Phone Card Interest	5,151.49	5,151.49
6304 · Southtrust Interest	5,436.00	5,436.00

09/21/01

MAP MASTERS, INC
Profit & Loss YTD Comparison
 January through December 2000

	Jan - Dec '00	Jan - Dec '00
Total 630 · Interest Expense	11,435.04	11,435.04
635 · Legal/Professional Fees	2,725.00	2,725.00
640 · Office Supplies/Expenses		
6401 · Postage	421.94	421.94
6402 · Printing/Reproduction	477.22	477.22
6403 · Office Supplies	1,431.41	1,431.41
6404 · Ship	5,796.06	5,796.06
6409 · Ship Supplies	473.35	473.35
6410 · Vending Supplies	721.55	721.55
640 · Office Supplies/Expenses - Other	2,178.08	2,178.08
Total 640 · Office Supplies/Expenses	11,499.61	11,499.61
641 · 1099		
6412 · Albert Monge 1099	15,578.62	15,578.62
6414 · Reavis - 1099	5,549.57	5,549.57
6419 · Dan Clark - 1099	46,166.68	46,166.68
6420 · Tina Vargas - 1099	6,923.02	6,923.02
6423 · Forbes-1099	100.00	100.00
Total 641 · 1099	74,317.89	74,317.89
642 · Wages & Salaries		
6421 · Office Wages/Salaries	10,794.00	10,794.00
6422 · Officers Salaries	57,530.00	57,530.00
6428 · Commissions 98	0.00	0.00
6431 · Wal-Staf	4,206.80	4,206.80
Total 642 · Wages & Salaries	72,530.80	72,530.80
645 · Rental		
6451 · Rental - Storage	1,749.00	1,749.00
6452 · Moving Expense	1,752.00	1,752.00
6453 · LaSalle Street Apartment	295.00	295.00
6454 · Vending Lease	18,941.33	18,941.33
6455 · Sticker Machine Rental	1,936.24	1,936.24
Total 645 · Rental	24,673.57	24,673.57
650 · Repairs/Maintenance	2,906.16	2,906.16
655 · Taxes and Licenses		
FL Intangible 99	177.00	177.00
6557 · Corporate Tax	150.00	150.00
655 · Taxes and Licenses - Other	213.90	213.90
Total 655 · Taxes and Licenses	540.90	540.90
656 · Payroll Tax Expense	5,589.83	5,589.83
660 · Travel Expense		
6602 · Auto Club	79.00	79.00
660 · Travel Expense - Other	18,041.79	18,041.79
Total 660 · Travel Expense	18,120.79	18,120.79
665 · Telephone Expense		
6651 · Internet	478.80	478.80
6652 · Cell Phone	816.01	816.01
665 · Telephone Expense - Other	4,569.42	4,569.42
Total 665 · Telephone Expense	5,864.23	5,864.23
680 · Vehicle Expense		
6801 · Auto Repair	1,378.57	1,378.57
6803 · Honda Accord	3,589.80	3,589.80
6805 · Dodge Truck	5,091.24	5,091.24
Total 680 · Vehicle Expense	10,059.61	10,059.61
Total Expense	281,297.36	281,297.36
Net Ordinary Income	-396.43	-396.43
Other Income/Expense		

09/21/01

MAP MASTERS, INC
Profit & Loss YTD Comparison
January through December 2000

	<u>Jan - Dec '00</u>	<u>Jan - Dec '00</u>
Other Income		
720 · Miscellaneous Income	626.17	626.17
Total Other Income	<u>626.17</u>	<u>626.17</u>
Net Other Income	<u>626.17</u>	<u>626.17</u>
Net Income	<u><u>229.74</u></u>	<u><u>229.74</u></u>

09/21/01

MAP MASTERS, INC
Balance Sheet
 As of December 31, 1999

	Dec 31, '99
ASSETS	
Current Assets	
Checking/Savings	
105 · Cash in Bank - Operating	29,070.91
109 · Cash in Bank - Money Fund	103.31
Total Checking/Savings	29,174.22
Accounts Receivable	
112 · Accounts Receivable	35,171.19
Total Accounts Receivable	35,171.19
Other Current Assets	
116 · Undeposited Cash on Hand	19,154.03
135 · Inventory on Hand	96,406.57
137 · Prepaid Corporate Tax	1,085.39
138 · Prepaid Insurance	544.00
Total Other Current Assets	117,189.99
Total Current Assets	181,535.40
Fixed Assets	
150 · Vehicles	
1501 · Van	16,263.00
150 · Vehicles - Other	-16,263.00
Total 150 · Vehicles	0.00
160 · Furniture/Equipment	
1601 · Sticker Machines (3)	25,600.00
1603 · Furniture	3,275.00
1604 · Phone Card Machines	40,000.00
Total 160 · Furniture/Equipment	68,875.00
161 · Accum Depr Furniture & Equip	-43,523.00
170 · Computer Equipment	14,230.00
Total Fixed Assets	39,582.00
Other Assets	
140 · Loan to Shareholder - DH	-53,116.12
Total Other Assets	-53,116.12
TOTAL ASSETS	168,001.28
LIABILITIES & EQUITY	
Liabilities	
Current Liabilities	
Accounts Payable	
202 · Accounts Payable	13,422.63
Total Accounts Payable	13,422.63
Other Current Liabilities	
205 · Payroll Tax Liabilities	6.24
210 · Sales Tax Payable	5,780.81
220 · Notes Payable - current	
2201 · 7624 Line of Credit	44,916.65
Total 220 · Notes Payable - current	44,916.65
Total Other Current Liabilities	50,703.70
Total Current Liabilities	64,126.33
Total Liabilities	
	64,126.33
Equity	
310 · Common Stock	100.00
320 · Additional paid in capital	39,885.00
330 · Retained Earnings	63,996.28

DOCUMENT NUMBER - DATE

11964 SEP 24 05

09/21/01

MAP MASTERS, INC
Balance Sheet
As of December 31, 1999

	<u>Dec 31, '99</u>
Net Income	-89,702.90
Total Equity	<u>103,874.95</u>
TOTAL LIABILITIES & EQUITY	<u><u>168,001.28</u></u>

09/21/01

MAP MASTERS, INC
Profit & Loss YTD Comparison
 January through December 1999

	Jan - Dec '99	Jan - Dec '99
Ordinary Income/Expense		
Income		
401 · MM Inventory Sold	8,064.57	8,064.57
402 · Revenue		
4021 · Sales - Travel Tapes	4,280.20	4,280.20
4024 · Sales - Internet	19,553.18	19,553.18
4025 · Sales - Nature Tapes	5,480.17	5,480.17
4026 · Sales - Bills	7,464.99	7,464.99
4027 · Sales - Licenses	10,062.87	10,062.87
4029 · Sales - Stickers	867.50	867.50
4030 · Sales - Business	4,554.20	4,554.20
4032 · Sales - Blankets	4,648.15	4,648.15
4033 · Sales - Tabletalk	10.41	10.41
4034 · Sales - Nascar	3,762.36	3,762.36
4035 · Sales - Graphics	869.00	869.00
4036 · Sales - Vend Stickers	7,773.85	7,773.85
4037 · Sales - Phone Cards	820,298.76	820,298.76
4038 · Sales - Pagers		
4038A · Sales - Pager Time	1,814.50	1,814.50
4038 · Sales - Pagers - Other	10,133.19	10,133.19
Total 4038 · Sales - Pagers	11,947.69	11,947.69
4039 · Sales - Cell Phones	8,734.21	8,734.21
4040 · Sales - Beanie	597.05	597.05
410 · Freight Income	4,412.08	4,412.08
Total 402 · Revenue	915,316.67	915,316.67
403 · MF Dividend	61.99	61.99
405 · Amazon Referral	178.97	178.97
407 · 97 Bad debt collection	260.42	260.42
408 · Over/under	247.30	247.30
480 · Gain/Loss on Sale of Assets	-1,803.00	-1,803.00
490 · Sales Discounts Allowed		
4901 · Sales Tax Discount	302.51	302.51
4902 · Commissions Paid	-56,455.23	-56,455.23
4903 · Refund	-655.35	-655.35
4904 · Sales Discounts	-1,008.10	-1,008.10
4905 · Bad Cards	-266.08	-266.08
4906 · Inventory Adjustment	-50,024.51	-50,024.51
4907 · Phone Card Inventory Loss	-873.06	-873.06
490 · Sales Discounts Allowed - Other	-2,468.20	-2,468.20
Total 490 · Sales Discounts Allowed	-111,448.02	-111,448.02
Total Income	810,878.90	810,878.90
Cost of Goods Sold		
5000 · Cost of Goods Sold	-1.50	-1.50
501 · MM Inventory Cost	2,099.07	2,099.07
502 · Cost of Products		
5021 · Travel Tape Cost	2,215.40	2,215.40
5024 · Internet Cost		
5024D · Internet Discount	18.25	18.25
5024F · Internet Freight	78.02	78.02
5024 · Internet Cost - Other	10,433.72	10,433.72
Total 5024 · Internet Cost	10,529.99	10,529.99
5025 · Nature Tape Cost		
5025F · Nature Tape Freight	168.77	168.77
5025 · Nature Tape Cost - Other	3,312.26	3,312.26
Total 5025 · Nature Tape Cost	3,481.03	3,481.03
5026 · Bills Cost	2,620.66	2,620.66
5027 · License Cost		
5027F · License Freight	71.12	71.12
5027 · License Cost - Other	5,263.16	5,263.16

MAP MASTERS, INC
Profit & Loss YTD Comparison
 January through December 1999

	Jan - Dec '99	Jan - Dec '99
Total 5027 · License Cost	5,334.28	5,334.28
5029 · Sticker Cost	428.50	428.50
5030 · Business Cost	1,258.27	1,258.27
5031 · Wholesale Cost	227.81	227.81
5032 · Blanket Cost	3,551.95	3,551.95
5033 · Tabletalk Cost	5.85	5.85
5034 · Nascar Cost	2,854.29	2,854.29
5035 · Graphics Cost	393.38	393.38
5036 · Vend Sticker Paper	2,769.25	2,769.25
5037 · Phone Card Cost		
5037F · Phone Card Freight	2,646.58	2,646.58
5037 · Phone Card Cost - Other	601,844.39	601,844.39
Total 5037 · Phone Card Cost	604,490.97	604,490.97
5038 · Pager Cost		
5038F · Pager Freight	24.85	24.85
5038 · Pager Cost - Other	7,377.72	7,377.72
Total 5038 · Pager Cost	7,402.57	7,402.57
5039 · Cell Phone Cost		
5039F · Cell Phone Freight	132.20	132.20
5039 · Cell Phone Cost - Other	7,284.89	7,284.89
Total 5039 · Cell Phone Cost	7,417.09	7,417.09
5040 · Beanie Cost	423.22	423.22
502 · Cost of Products - Other	-7,116.00	-7,116.00
Total 502 · Cost of Products	648,288.51	648,288.51
5050 · Obsolete Inventory	37,178.97	37,178.97
Total COGS	687,565.05	687,565.05
Gross Profit	123,313.85	123,313.85
Expense		
605 · Advertising	1,246.29	1,246.29
610 · Bank & Credit Card Charges	2,888.99	2,888.99
612 · Bad Debts & Checks	24,844.98	24,844.98
614 · Computer		
6141 · Printer	211.99	211.99
6142 · Comp Supplies	375.67	375.67
6143 · Comp Class	399.00	399.00
6144 · Tax Update	69.95	69.95
6145 · Comp Upgrade	203.89	203.89
614 · Computer - Other	518.70	518.70
Total 614 · Computer	1,779.20	1,779.20
615 · Contributions	318.00	318.00
620 · Depreciation	17,608.00	17,608.00
621 · Dues & Fees	75.00	75.00
623 · Entertainment/Meals		
6231 · Entertainment	1,361.23	1,361.23
6232 · Meals	2,437.25	2,437.25
Total 623 · Entertainment/Meals	3,798.48	3,798.48
625 · Insurance		
6251 · Liability Insurance	1,762.63	1,762.63
6252 · Group Health Insurance	9,077.00	9,077.00
6254 · Auto Insurance	2,316.90	2,316.90
Total 625 · Insurance	13,156.53	13,156.53
630 · Interest Expense		
6301 · 7624 Interest	2,590.05	2,590.05
6302 · Gold Card Interest	25.00	25.00
6303 · Phone Card Interest	956.74	956.74
6304 · Southtrust Interest	2,265.00	2,265.00

MAP MASTERS, INC
Profit & Loss YTD Comparison
 January through December 1999

	Jan - Dec '99	Jan - Dec '99
6305 · Van Interest	187.07	187.07
630 · Interest Expense - Other	864.48	864.48
Total 630 · Interest Expense	6,888.34	6,888.34
633 · Investments		
6331 · Doss	155.11	155.11
Total 633 · Investments	155.11	155.11
635 · Legal/Professional Fees	3,969.00	3,969.00
637 · Miscellaneous Expenses	810.00	810.00
640 · Office Supplies/Expenses		
6401 · Postage	517.81	517.81
6402 · Printing/Reproduction	1,058.17	1,058.17
6403 · Office Supplies	1,660.69	1,660.69
6404 · Ship	4,155.40	4,155.40
6405 · Production	129.38	129.38
6406 · Rack	87.97	87.97
6407 · Prod-Jewelry	0.00	0.00
6409 · Ship Supplies	367.42	367.42
6410 · Vending Supplies	269.68	269.68
640 · Office Supplies/Expenses - Other	263.15	263.15
Total 640 · Office Supplies/Expenses	8,509.67	8,509.67
641 · 1099		
6414 · Reavis - 1099	482.59	482.59
6419 · Dan Clark - 1099	20,272.50	20,272.50
Total 641 · 1099	20,755.09	20,755.09
642 · Wages & Salaries		
6421 · Office Wages/Salaries	4,347.00	4,347.00
6422 · Officers Salaries	56,850.00	56,850.00
6428 · Commissions 98	0.00	0.00
Total 642 · Wages & Salaries	61,197.00	61,197.00
645 · Rental		
6451 · Rental - Storage	1,515.51	1,515.51
6454 · Vending Lease	15,291.42	15,291.42
6455 · Sticker Machine Rental	6,095.68	6,095.68
Total 645 · Rental	22,902.61	22,902.61
650 · Repairs/Maintenance	2,987.25	2,987.25
651 · Sticker Machines		
6512 · Commission	53.24	53.24
6515 · Supplies	266.44	266.44
6518 · Repair	197.16	197.16
Total 651 · Sticker Machines	516.84	516.84
655 · Taxes and Licenses		
6555 · FL Intangible 98	515.00	515.00
6557 · Corporate Tax	150.00	150.00
6558 · Vending Cert/Sticker	165.00	165.00
6559 · 99 Federal Tax	630.00	630.00
655 · Taxes and Licenses - Other	251.17	251.17
Total 655 · Taxes and Licenses	1,711.17	1,711.17
656 · Payroll Tax Expense	5,421.12	5,421.12
660 · Travel Expense		
6602 · Auto Club	110.00	110.00
660 · Travel Expense - Other	11,618.64	11,618.64
Total 660 · Travel Expense	11,728.64	11,728.64
665 · Telephone Expense		
6651 · Internet	657.38	657.38
665 · Telephone Expense - Other	3,302.40	3,302.40
Total 665 · Telephone Expense	3,959.78	3,959.78

09/21/01

MAP MASTERS, INC
Profit & Loss YTD Comparison
January through December 1999

	<u>Jan - Dec '99</u>	<u>Jan - Dec '99</u>
680 · Vehicle Expense		
6801 · Auto Repair	1,306.94	1,306.94
6803 · Honda Accord	3,290.65	3,290.65
6805 · Dodge Truck	1,697.08	1,697.08
Total 680 · Vehicle Expense	<u>6,294.67</u>	<u>6,294.67</u>
690 · Vending		
6905 · Freight	1,139.87	1,139.87
Total 690 · Vending	<u>1,139.87</u>	<u>1,139.87</u>
Total Expense	<u>224,661.63</u>	<u>224,661.63</u>
Net Ordinary Income	-101,347.78	-101,347.78
Other Income/Expense		
Other Income		
720 · Miscellaneous Income	11,644.88	11,644.88
Total Other Income	<u>11,644.88</u>	<u>11,644.88</u>
Net Other Income	<u>11,644.88</u>	<u>11,644.88</u>
Net Income	<u><u>-89,702.90</u></u>	<u><u>-89,702.90</u></u>

09/21/01

MAP MASTERS, INC
Balance Sheet
As of December 31, 1998

	Dec 31, '98
ASSETS	
Current Assets	
Checking/Savings	
105 · Cash in Bank - Operating	4,809.21
109 · Cash in Bank - Money Fund	3,982.47
115 · Cash on Hand	2,297.00
Total Checking/Savings	11,088.68
Accounts Receivable	
112 · Accounts Receivable	87,285.74
Total Accounts Receivable	87,285.74
Other Current Assets	
135 · Inventory on Hand	78,750.09
137 · Prepaid Corporate Tax	16,200.00
138 · Prepaid Insurance	544.00
Total Other Current Assets	95,494.09
Total Current Assets	193,868.51
Fixed Assets	
150 · Vehicles	
1501 · Van	28,263.00
Total 150 · Vehicles	28,263.00
160 · Furniture/Equipment	
1601 · Sticker Machines (3)	25,600.00
1602 · Laminator	1,146.00
1603 · Furniture	3,275.00
1604 · Phone Card Machines	40,000.00
Total 160 · Furniture/Equipment	70,021.00
161 · Accum Depr Furniture & Equip	-41,521.00
170 · Computer Equipment	14,230.00
Total Fixed Assets	70,993.00
Other Assets	
140 · Loan to Shareholder - DH	17,252.39
Total Other Assets	17,252.39
TOTAL ASSETS	282,113.90
LIABILITIES & EQUITY	
Liabilities	
Current Liabilities	
Accounts Payable	
202 · Accounts Payable	5,360.95
Total Accounts Payable	5,360.95
Other Current Liabilities	
205 · Payroll Tax Liabilities	31.74
210 · Sales Tax Payable	6.65
220 · Notes Payable - current	
2201 · 7624 Line of Credit	65,595.37
Total 220 · Notes Payable - current	65,595.37
Total Other Current Liabilities	65,633.76
Total Current Liabilities	70,994.71
Long Term Liabilities	
250 · Notes Payable - long term	
2501 · Notes Payable	6,738.26
Total 250 · Notes Payable - long term	6,738.26

09/21/01

MAP MASTERS, INC
Balance Sheet
As of December 31, 1998

	<u>Dec 31, '98</u>
Total Long Term Liabilities	<u>6,738.26</u>
Total Liabilities	<u>77,732.97</u>
Equity	
310 · Common Stock	100.00
320 · Additional paid in capital	39,885.00
330 · Retained Earnings	160,461.56
Net Income	3,934.37
Total Equity	<u>204,380.93</u>
TOTAL LIABILITIES & EQUITY	<u><u>282,113.90</u></u>

09/21/01

MAP MASTERS, INC
Profit & Loss YTD Comparison
 January through December 1998

	Jan - Dec '98	Jan - Dec '98
Ordinary Income/Expense		
Income		
401 · MM Inventory Sold	236,335.01	236,335.01
402 · Revenue		
4021 · Sales - Travel Tapes	11,774.62	11,774.62
4022 · Sales - Cigars	715.51	715.51
4023 · Sales - Custom Maps	3,923.00	3,923.00
4024 · Sales - Internet	7,702.27	7,702.27
4025 · Sales - Nature Tapes	8,948.88	8,948.88
4026 · Sales - Bills	16,563.45	16,563.45
4027 · Sales - Licenses	8,403.83	8,403.83
4028 · Sales - Ging/Lite	44.55	44.55
4029 · Sales - Stickers	2,059.75	2,059.75
4030 · Sales - Business	439.35	439.35
4031 · Sales - Wholesale	70.00	70.00
4032 · Sales - Blankets	583.27	583.27
4033 · Sales - Tabletalk	0.00	0.00
4035 · Sales - Graphics	296.09	296.09
410 · Freight Income	1,782.24	1,782.24
Total 402 · Revenue	63,306.81	63,306.81
403 · MF Dividend	200.26	200.26
404 · Reimbursed Expenses	2,237.39	2,237.39
406 · Interest Income	968.96	968.96
407 · 97 Bad debt collection	8,233.56	8,233.56
490 · Sales Discounts Allowed		
4901 · Sales Tax Discount	2.82	2.82
4903 · Refund	-28.00	-28.00
4904 · Sales Discounts	-21.22	-21.22
Total 490 · Sales Discounts Allowed	-46.40	-46.40
Total Income	311,235.59	311,235.59
Cost of Goods Sold		
501 · MM Inventory Cost	78,090.20	78,090.20
502 · Cost of Products		
5021 · Travel Tape Cost		
5021F · Travel Tape Freight	100.55	100.55
5021 · Travel Tape Cost - Other	6,435.37	6,435.37
Total 5021 · Travel Tape Cost	6,535.92	6,535.92
5022 · Cigar Cost		
5022F · Cigar Freight	13.50	13.50
5022 · Cigar Cost - Other	489.26	489.26
Total 5022 · Cigar Cost	502.76	502.76
5023 · Custom Map Cost	330.56	330.56
5024 · Internet Cost		
5024D · Internet Discount	3.94	3.94
5024F · Internet Freight	59.30	59.30
5024 · Internet Cost - Other	4,295.69	4,295.69
Total 5024 · Internet Cost	4,358.93	4,358.93
5025 · Nature Tape Cost		
5025F · Nature Tape Freight	837.19	837.19
5025 · Nature Tape Cost - Other	5,355.04	5,355.04
Total 5025 · Nature Tape Cost	6,192.23	6,192.23
5026 · Bills Cost		
5026F · Bills Freight	25.00	25.00
5026 · Bills Cost - Other	6,882.39	6,882.39
Total 5026 · Bills Cost	6,907.39	6,907.39
5027 · License Cost		
5027F · License Freight	63.19	63.19
5027 · License Cost - Other	4,644.27	4,644.27

09/21/01

MAP MASTERS, INC
Profit & Loss YTD Comparison
 January through December 1998

	Jan - Dec '98	Jan - Dec '98
Total 5027 · License Cost	4,707.46	4,707.46
5028 · Ging/Lite Cost	36.97	36.97
5029 · Sticker Cost		
5029F · Sticker Freight	33.25	33.25
5029 · Sticker Cost - Other	1,022.00	1,022.00
Total 5029 · Sticker Cost	1,055.25	1,055.25
5030 · Business Cost	102.83	102.83
5031 · Wholesale Cost	248.50	248.50
5032 · Blanket Cost		
5032F · Blanket Freight	132.00	132.00
5032 · Blanket Cost - Other	389.00	389.00
Total 5032 · Blanket Cost	521.00	521.00
5033 · Tabletalk Cost		
5033F · Tabletalk Freight	14.09	14.09
5033 · Tabletalk Cost - Other	1.95	1.95
Total 5033 · Tabletalk Cost	16.04	16.04
5035 · Graphics Cost		
5035F · Graphics Freight	6.00	6.00
5035 · Graphics Cost - Other	114.19	114.19
Total 5035 · Graphics Cost	120.19	120.19
502 · Cost of Products - Other	-1,571.36	-1,571.36
Total 502 · Cost of Products	30,064.67	30,064.67
Total COGS	108,154.87	108,154.87
Gross Profit	203,080.72	203,080.72
Expense		
605 · Advertising	536.33	536.33
610 · Bank & Credit Card Charges	1,298.59	1,298.59
614 · Computer	967.32	967.32
615 · Contributions	388.00	388.00
620 · Depreciation	11,960.00	11,960.00
623 · Entertainment/Meals		
6231 · Entertainment	1,985.71	1,985.71
6232 · Meals	1,351.37	1,351.37
623 · Entertainment/Meals - Other	294.94	294.94
Total 623 · Entertainment/Meals	3,632.02	3,632.02
625 · Insurance		
6251 · Liability Insurance	2,518.43	2,518.43
6252 · Group Health Insurance	4,778.00	4,778.00
6253 · Workmans Comp Ins	650.00	650.00
6254 · Auto Insurance	1,717.30	1,717.30
6255 · Flood Insurance	215.00	215.00
Total 625 · Insurance	9,878.73	9,878.73
630 · Interest Expense		
6301 · 7624 Interest	459.37	459.37
630 · Interest Expense - Other	1,538.44	1,538.44
Total 630 · Interest Expense	1,997.81	1,997.81
633 · Investments		
6331 · Doss	2,843.60	2,843.60
633 · Investments - Other	-2,843.60	-2,843.60
Total 633 · Investments	0.00	0.00
635 · Legal/Professional Fees	1,334.95	1,334.95
640 · Office Supplies/Expenses		
6401 · Postage	434.62	434.62
6402 · Printing/Reproduction	28.00	28.00

MAP MASTERS, INC
Profit & Loss YTD Comparison
 January through December 1998

	Jan - Dec '98	Jan - Dec '98
6403 · Office Supplies	1,648.28	1,648.28
6404 · Ship	1,691.42	1,691.42
6405 · Production	384.95	384.95
6406 · Rack	244.24	244.24
6407 · Prod-Jewelry	499.75	499.75
6408 · Samples	184.49	184.49
Total 640 · Office Supplies/Expenses	5,115.75	5,115.75
641 · 1099		
6413 · Howe - 1099	129.24	129.24
6414 · Reavis - 1099	1,236.00	1,236.00
Total 641 · 1099	1,365.24	1,365.24
642 · Wages & Salaries		
6421 · Office Wages/Salaries	13,617.97	13,617.97
6422 · Officers Salaries	84,771.00	84,771.00
6425 · Extra Compensation	0.00	0.00
6426 · Salaries/Commissions 97	6,893.78	6,893.78
6428 · Commissions 98	1,513.34	1,513.34
Total 642 · Wages & Salaries	106,796.09	106,796.09
643 · Rebate	1,443.88	1,443.88
645 · Rental		
6451 · Rental - Storage	203.95	203.95
6452 · Moving Expense	450.00	450.00
6455 · Sticker Machine Rental	802.50	802.50
645 · Rental - Other	11,797.92	11,797.92
Total 645 · Rental	13,254.37	13,254.37
650 · Repairs/Maintenance	4,227.16	4,227.16
651 · Sticker Machines		
6512 · Commission	64.60	64.60
6515 · Supplies	190.78	190.78
Total 651 · Sticker Machines	255.38	255.38
655 · Taxes and Licenses		
6551 · FL State Tax 98	0.00	0.00
6552 · 98 Federal Tax	0.00	0.00
6553 · 97 Federal Tax	12,255.00	12,255.00
6554 · FL State Tax 97	428.00	428.00
6555 · FL Intangible 98	191.00	191.00
6556 · Gainesville City Tax	100.00	100.00
6557 · Corporate Tax	150.00	150.00
655 · Taxes and Licenses - Other	714.70	714.70
Total 655 · Taxes and Licenses	13,838.70	13,838.70
656 · Payroll Tax Expense		
6562 · MM Payroll Expenses	-327.06	-327.06
656 · Payroll Tax Expense - Other	9,967.85	9,967.85
Total 656 · Payroll Tax Expense	9,640.79	9,640.79
657 · Penalties	126.00	126.00
660 · Travel Expense	10,435.36	10,435.36
665 · Telephone Expense		
6651 · Internet	833.60	833.60
665 · Telephone Expense - Other	3,964.43	3,964.43
Total 665 · Telephone Expense	4,798.03	4,798.03
670 · Utilities	197.71	197.71
680 · Vehicle Expense		
6801 · Auto Repair	2,061.30	2,061.30
6802 · Old Van	1,436.61	1,436.61
6803 · Honda Accord	3,996.70	3,996.70
680 · Vehicle Expense - Other	248.07	248.07
Total 680 · Vehicle Expense	7,742.68	7,742.68

09/21/01

MAP MASTERS, INC
Profit & Loss YTD Comparison
January through December 1998

	<u>Jan - Dec '98</u>	<u>Jan - Dec '98</u>
Total Expense	211,230.89	211,230.89
Net Ordinary Income	-8,150.17	-8,150.17
Other Income/Expense		
Other Income		
720 - Miscellaneous Income	12,084.54	12,084.54
Total Other Income	12,084.54	12,084.54
Net Other Income	12,084.54	12,084.54
Net Income	<u>3,934.37</u>	<u>3,934.37</u>