



ORIGINAL

September 27, 2001

RECEIVED FPSC
01 SEP 27 PM 3:00
COMMISSION
CLERK

VIA HAND DELIVERY

Ms. Blanca S. Bayó, Director
Division of the Commission Clerk and
Administrative Services
Florida Public Service Commission
2540 Shumard Oak Boulevard, Room 110
Tallahassee, FL 32399-0850

011321-ET

Re: Florida Power & Light Company's Request for Confidential Classification of Material Provided pursuant to Audit No. 01-067-4-1

Dear Ms. Bayó:

I enclose and hand you herewith for filing in the above-referenced matter, the original and two (2) copies of Florida Power & Light Company's ("FPL") Request for Confidential Classification in connection with Audit No. 01-067-4-1. The original includes Exhibits A, B, C and D. The two copies include only Exhibits B, C, and D.

Exhibit A contains the confidential information that is the subject of FPL's Request for Confidential Classification. Exhibit A is submitted for filing in a separate, sealed folder or carton marked "EXHIBIT A - CONFIDENTIAL." Exhibit B is an edited version of Exhibit A, in which the information FPL asserts is confidential has been blocked out, Exhibit C contains FPL's justification for its request for confidential classification. Exhibit D contains affidavits in support of FPL's Request for Confidential Classification. Also included is a computer diskette containing the electronic version of FPL's Request for Confidential Classification and Exhibit C, in Microsoft Word format.

Pursuant to rule 25-22.006(3)(d) of the Florida Administrative Code, FPL requests confidential treatment of the documents in Exhibit A pending disposition of FPL's Request for Confidential Classification.

RECEIVED & FILED

man
FPSC-BUREAU OF RECORDS

Request/Redacted
DOCUMENT NUMBER - D E

12243 SEP 27 01

FPSC-COMMISSION CLERK

Ms. Blanca S. Bayó, Director
Division of the Commission Clerk
and Administrative Services
Florida Public Service Commission
September 27, 2001
Page 2

Finally, enclosed is an additional copy of FPL's Request for Confidential Classification. Please stamp file this additional copy and return to FPL at your convenience.

Please do not hesitate to me at (305) 552-4657 should you or your Staff have any questions regarding this filing.

Thanking you for your attention to this matter, I remain,

Sincerely,

A handwritten signature in black ink, appearing to read 'R E Stone', with a long horizontal flourish extending to the right.

Robert E. Stone
Attorney

RES/sm

Enclosures

BEFORE THE
FLORIDA PUBLIC SERVICE COMMISSION

In re: Florida Power & Light Company's)
Request for Confidential Classification)
Of Material Provided pursuant to)
Audit Control No. 01-067-4-1

FILED: 011321-EJ

**REQUEST FOR CONFIDENTIAL CLASSIFICATION OF MATERIALS
PROVIDED IN THE FUEL COST RECOVERY CLAUSE
PURSUANT TO AUDIT NO. 01-067-4-1**

NOW, BEFORE THIS COMMISSION, through undersigned counsel, comes Florida Power & Light Company ("FPL") and, pursuant to rule 25-22.006 of the Florida Administrative Code and section 366.093 of the Florida Statutes, hereby requests confidential classification of certain materials provided to the Florida Public Service Commission ("FPSC" or "Commission") staff ("Staff") in connection with Audit Control No. 01-067-4-1 (hereinafter the "Audit"). In support of its Request, FPL states as follows:

1. Petitioner's name and address are:

Florida Power & Light Company
P.O. Box 029100
Miami, Florida 33102-9100

Orders, notices, or other pleadings related to this request should be served on:

William G. Walker, III
Florida Power & Light Company
Vice President
215 South Monroe Street
Suite 810
Tallahassee, Florida 32301-1859
(850) 224-7595

Robert E. Stone
Florida Power & Light Company
Attorney
P.O. Box 029100 LAW/GO
Miami, Florida 33102-9100
Tel. (305) 552-4657
Fax (305) 552-4153

2. During the Audit, Staff requested access to various FPL reports and other documents. By letter dated September 11, 2001, Staff indicated its intent to retain certain workpapers for which confidential treatment previously had been requested. Pursuant to Rule 25-22.006(3)(a), FPL was given twenty-one days from the date of the letter, or until October 2, 2001, within which to file a formal Request for Confidential Classification with respect to such workpapers. FPL hereby makes such request.

3. The following exhibits are included herewith and made a part hereof:

a. Composite Exhibit A consists of all documents for which FPL seeks confidential treatment, whether in whole or in part. All information in Exhibit A that FPL asserts is entitled to confidential treatment has been highlighted. Composite Exhibit A is submitted separately in a sealed folder or carton marked "CONFIDENTIAL."

b. Composite Exhibit B consists of edited versions of all documents for which FPL seeks confidential treatment. All information FPL asserts is entitled to confidential treatment has been blocked out in Composite Exhibit B.

c. Exhibit C is a table containing a line-by-line and page-by-page identification of the information for which confidential treatment is sought, and, with regard to each document or portions thereof, references to the specific statutory basis or bases for the claim of confidentiality and to the affidavits in support of the requested classification. Exhibit C is sometimes referred to hereinafter as the "Justification Table."

d. Exhibit D includes the affidavits of Rick Del Cueto, Sol Stamm and Berta S. Rufat.

4. FPL seeks confidential protection for the information highlighted in Exhibit A. This

information principally consists of FiberNet's customer and pricing information, cost data, and internal audits or audit reports. The information also includes detailed descriptions by location of FiberNet's telecommunications system and equipment that would tend to reveal FiberNet's system capabilities and/or deficiencies by location. This information, if made public, would afford FiberNet's competitors an unfair advantage over FiberNet and would impair FiberNet's efforts to enter into contracts on commercially favorable terms. Disclosure of pricing information and cost data could also impair the competitive business of FiberNet.

5. Further, as Mr. Del Cueto indicates, Exhibit A includes information that contains or constitutes FPL's internal audit controls or reports or information relating to same. Such information is entitled to protection under section 366.093(3)(b).

6. FPL submits that the highlighted information is proprietary confidential business information within the meaning of section 366.093(3). Pursuant to section 366.093, such information is entitled to confidential treatment and is exempt from the disclosure provisions of the public records law. Thus, once the Commission determines that the information in question is proprietary confidential business information, the Commission is not required to engage in any further analysis or review such as weighing the harm of disclosure against the public interest in access to the information.

7. The material in Exhibit A for which FPL seeks confidential classification is intended to be and is treated by FPL as private and has not been disclosed.

8. Upon a finding by the Commission that the material in Exhibit A for which FPL seeks confidential treatment is proprietary confidential business information within the meaning of section 366.093(3), pursuant to section 366.093(4) such materials should not be declassified for at least eighteen (18) months and should be returned to FPL as soon as the information is no longer

necessary for the Commission to conduct its business.

WHEREFORE, for the above and foregoing reasons, as more fully set forth in the supporting materials and affidavits included herewith, Florida Power & Light Company respectfully requests that its Request for Confidential Classification be granted.

Respectfully submitted,

Date: September 26th, 2001



Robert E. Stone
Attorney for Florida Power & Light Company
P.O. Box 029100 LAW/GO
Miami, Florida 33102-9100
Tel. (305) 552-4657
Fax (305) 552-4153

EXHIBIT A - CONFIDENTIAL

SEPTEMBER 2001

EXHIBIT B – NON-CONFIDENTIAL

(Edited)

SEPTEMBER 2001

COMPANY: FPL/FIBERNET
 TITLE: LIST OF CONFIDENTIAL WORKING PAPERS
 PERIOD: ESTIMATED YEAR END DECEMBER 31, 2001
 DATE: AUGUST 23, 2001
 AUDITOR: RKY

WP NO. CONFIDENTIAL LOG

WP NO.	DESCRIPTION	NO. OF PAGES
1	Report	11
5	Notes from meeting with company	3
9	Notes from Internal Audit Report	5
9-1	Info from Internal Audit Report	1
9-1/1	Info from Internal Audit Report	1
9-1/2	Info from Internal Audit Report	1
9-1/2-1	Info from Internal Audit Report	1
43	Summary of Findings	8
43-1	Calculation of estimated 2001 charges	4
43-2	Support for Asset Accounts	1
43-2/1	Printout of all Property Assets	19
43-2/2	Printout of Pre 96 Electronics Assets	4
43-3	Calculation of Fiber Miles	1
43-3/1	Support for Fiber Miles	8
43-3/2	Support for Fiber Miles	4
43-3/3	Support for Fiber Miles	1
43-3/4	Support for Fiber Miles	1
43-4	Printout of Pre 96 Fiber Assets	8
43-4/1	Printout of Post 95 Fiber Assets	4
43-5	Printout of POst 95 Electronic Assets	5
43-6	Support for DS3 calculations	19
43-6/1	Support for DS3 calculations	3
43-10	Billing to FPL for 2001	1
43-10/1	First Quarter billing to FPL	6
43-10/2	Second Quarter billing to FPL	5
43-11	Info re Return on Investment	7

1 **AUDIT DISCLOSURE 1**

2 **SUBJECT: FIBERNET ALLOCATION OF ASSETS AND EXPENSES TO FPL**
3 **UTILITY**

4 **STATEMENT OF FACTS:** An audit of FPL's transfer of fiber optic assets to FiberNet was
5 performed by the PSC staff in August, 2000. In that audit it was recommended that a different
6 allocation methodology be considered for the monthly charges from FiberNet to the utility. FPL
7 responded on February 19, 2001 describing a revised methodology.

8 The components of the invoice to FPL from FiberNet are a percent of depreciation expense on
9 assets, a percent of return on investment on assets, a percent of property taxes on assets and a
10 portion of expenses. The total estimated to be allocated to FPL for the year end December 31,
11 2001 from FiberNet follows: (A) (B)

12 Depreciation Expense on Electronics	
13 used exclusively by FPL	\$ [REDACTED]
14 Depreciation on Fiber for FPL use only	[REDACTED]
15 Depreciation on Electronics shared	[REDACTED]
16 Depreciation on Shared Fiber	[REDACTED]
17 Return on Investment	[REDACTED]
18 Property Taxes	[REDACTED]
19 Expenses	[REDACTED]
20 Total	[REDACTED]

21 Added to the above amount are sales, municipal, gross receipts and regulatory assessment taxes
22 estimated in the amount of [REDACTED] Therefore, the total estimated amount to bill FPL for 2001
23 is [REDACTED] (A) (B)

24 Billed to FPL the first quarter 2001 [REDACTED]
25 Billed to FPL the second quarter 2001 [REDACTED]
26 [REDACTED]

27 Disclosure 2 describes the methodology for allocating the assets. Audit Disclosure 3 discloses the
28 methodology for calculating the return on investment, Audit Disclosure 4 describes the allocation
29 of the property taxes on the assets and Audit Disclosure 5 addresses the expenses charged to
30 FPL. Audit Disclosure 6 includes any staff revisions because of mathematical errors and/or
31 methodology alternatives.

1 DISCLOSURE 2

2 SUBJECT: ALLOCATION OF DEPRECIATION ON FIBERNET ASSETS

3 STATEMENT OF FACTS: The cost of the assets of the FiberNet system to FPL comprises
4 (1) depreciation expense on electronics and fiber used by FPL exclusively, and (2) a percent of
5 depreciation expense on electronics and fiber shared by FPL and FiberNet commercial customers.

6 Definition of Electronics - There are buildings called huts and points of presence,
7 which house the electronics that lights the fiber (makes the fiber operable).

8 Definition of Fiber - Fiber is cable that light travel through that carries the sound
9 waves.

10 (1) Depreciation Expense on Electronics and Fiber used by FPL 100%:

11 a. Electronics: The electronics used by FPL exclusively were determined to be the pre
12 1996 electronics on the books. The company says that these electronics are dedicated to FPL and
13 used only by FPL. The depreciation rate of (A) years is applied to this balance. (B)

14 Depreciable Base for exclusive Electronics (per books) \$
15 (A) years rate (B)
16 Depreciation Expense to FPL

17 b. Fiber: The fiber used by FPL-only was determined by a study which measured the fiber
18 miles that are dedicated to FPL. The fiber used by FPL was mapped out by engineers and shows
19 FPL connections only. From this a ratio of FPL exclusive fiber miles to the total fiber miles is
20 determined. The ratio is applied to the book value of the total fiber backbone miles on the books
21 as of December 31, 2000 (both exclusive and shared.) The depreciation rate of 20 years is
22 applied to FPL's portion of the shared assets. The company stated that the study will be updated
23 every year. (A) (B)

24 Fiber for FPL Use only per study
25 Total FPL exclusive miles/ Total Fiber miles
26 Total Book Value of Fiber on books 12/31/00
27 Times FPL Use only
28
29 Times (A) year rate
30 Depreciation Expense Charged to FPL (B)

31 A mathematical error was made in adding up the FPL exclusive miles. The exclusive miles are
32 (A) instead of (B). This changes the ratio and the depreciation expense charged to FPL. See
33 Audit Disclosure 6 for changes.

1 (2) Depreciation Expense on Electronics and Fiber shared by FPL and FiberNet Commercial
2 customers

3 a. Electronics: Housed in the huts or points of presence, is equipment called DS3. Each
4 DS3 consists of 672 lines. A study was performed to determine the number of DS3's dedicated
5 solely to FPL and the total number of DS3's. The study determined the beginning and ending
6 location for all circuits used solely at FPL locations. This was compared with utility records and
7 commercial use records. From this a ratio of FPL DS3's to total DS3's is determined. The percent
8 is applied to the total shared value of electronics on the books as of December 31, 2000. The
9 company stated that the study will be updated every year.

10 Shared Electronics

11 Shared Electronics book value at 12/31/00
12 FPL DS3's to Total DS3's
13 Prorated depreciable assets
14 Times year rate
15 Depreciation Exp Charged to FPL

16 A math error was made in adding up the number of FPL DS3's. The number of DS3's to total
17 should be This changes the depreciation expense charged to FPL. See
18 Audit Disclosure 6 for changes.

19 b. Fiber: The book value of the fiber miles determined to be used solely by FPL above is
20 subtracted from the book value of the total backbone fiber miles on the books. To this the ratio
21 of DS3's used solely by FPL to the total DS3's is applied. The DS3 ratio is applied because FPL
22 believes that usage should determine the rest of the shared lines rather than the miles. Even
23 though FPL has dedicated lines, it also is provided protected circuits in case of a fiber cut. The
24 PSC staff also recommended that usage be used in its prior audit. The depreciation rate of
25 years is applied to this book value.

26 Shared Fiber

27 Total Backbone Fiber on Books at 12/31/00
28 Less FPL Exclusive Fiber above
29 Base for Shared Fiber
30 Shared based on FPL DS3's to Total DS3's above
31 Prorated Depreciable Base
32 Times year rate
33 Depreciation Exp Charged to FPL

34 There is a mathematical error in the above calculation for the shared fiber. Using the company's
35 percent for shared DS3's, the depreciation expense should be However, this
36 is also in error as discussed above. See Audit Disclosure 6 for recalculation.

1
2
3

OPINION: Except for the mathematical errors, the depreciation expense allocation method on both FPL exclusive assets and shared assets appears to be reasonable and follows the recommendations of the prior Commission staff audit.

1 **AUDIT DISCLOSURE 3**

2 **SUBJECT: CALCULATION OF RETURN IN INVESTMENT**

3 **STATEMENT OF FACTS:** A return on investment rate of [REDACTED] is applied to the assets
4 described in Audit Disclosure 2.

5 The return on investment amount is an average of three cost rates for BellSouth Telephone which
6 are rated AA-. These cost rates are prepared by the Finance and Tax Division of the Florida
7 Public Service Commission quarterly. The three rates used for the average by FPL were (1)
8 discounted cash flow (2) ExAnte Risk Premium and (3) Prospective CAPM. They were [REDACTED]
9 [REDACTED] and [REDACTED] respectively. This averages to [REDACTED].

10 This [REDACTED] is applied to:

(A)

(B)

- 11 a. Book value of exclusive FPL electronics as
- 12 of December 31, 1995(100% FPL),
- 13 b. Book value of exclusive FPL fiber as of 1/2001 (engineering drawings),
- 14 c. Book value of shared electronics calculated used by FPL
- 15 as of December 31, 2000, and
- 16 d. Book value of shared fiber calculated used by FPL
- 17 as of December 31, 2000.
- 18

[REDACTED]
[REDACTED]
[REDACTED]
[REDACTED]
[REDACTED]

- 19 Less: Accumulated Depreciation
- 20 Asset Base subject to ROI
- 21 Return on Investment

22 The mathematical errors in the calculations described in audit disclosure 2 change the return on
23 investment. See audit disclosure 6 for the corrected calculation.

24 **OPINION:** The return on investment calculation should be reviewed with the Division of
25 Economic Regulation in Tallahassee.

1 **AUDIT DISCLOSURE 4**

2 **SUBJECT: ALLOCATION OF PROPERTY TAXES**

3 **STATEMENT OF FACTS:** FPL is charged for property taxes on the property used
4 exclusively by it, and its portion of the shared property.

5 The total asset base for FPL use (exclusive and shared %) is compared to the total assets. This
6 ratio is applied to the estimated property taxes for total assets for 2001. The actual property
7 taxes for 2000 were reviewed and compared to the estimated 2001. (B)

8	Total property taxes estimates for 2001	[REDACTED]
9	Total Base assets for FPL use	[REDACTED]
10	Total all Assets	[REDACTED]
11	Ratio assets for FPL use to total	[REDACTED]
12	Ratio times property tax estimates	[REDACTED]
13	For 2001 =	[REDACTED]
14	Allocated Property Taxes	[REDACTED]

15 The mathematical errors in the prior audit disclosures change the above property tax calculation.
16 These changes are included in Audit Disclosure 6.

17 **OPINION:** The method used for the allocation of property taxes appears to be reasonable.

1 **AUDIT DISCLOSURE 5**

2 **SUBJECT: EXPENSES ALLOCATED TO FPL FROM FIBERNET**

3 **STATEMENT OF FACTS:** FiberNet expenses billed to FPL comprise the average salary of [REDACTED]
4 employees. To this an overhead rate is added for the [REDACTED] employees.

5 The only expenses allocated to FPL for the year 2001 are based on the average salaries of [REDACTED]
6 employees plus overhead of [REDACTED] percent. The company stated that the headcount is the number
7 of people that supported the fiber network for the utility prior to the FiberNet split off. The
8 company also stated that this could be reviewed every year to determine a new number.

9 **OPINION:** The allocation of expenses appears to be reasonable.

1 **AUDIT DISCLOSURE 6**

2 **SUBJECT: PSC STAFF REVISED 2001 ESTIMATED CHARGES TO FPL**
3 **FROM FIBERNET**

4 **STATEMENT OF FACTS:** The schedule following this disclosure recalculates the estimated
5 charges to FPL for the Year End December 31, 2001. This schedule includes corrections to the
6 mathematical errors noted in Audit Disclosures 2 through 5, and the staff revised overall return
7 on investment.

8 Also included in the attached schedule is a reallocation of taxes.

9 **OPINION:** Based on the attached calculation by staff, FPL should be billed [REDACTED] from
10 FiberNet for the second half of 2001; that is [REDACTED] more than the estimated amount
11 calculated by the company as follows:

	(B) <u>Company</u>	(C) <u>Staff</u>
12		
13 Estimated 2001 cost to FPL	[REDACTED]	[REDACTED]
14 including taxes	[REDACTED]	[REDACTED]
15 Less:		
16 Amount billed to FPL for First half	[REDACTED]	[REDACTED]
17 of 2001 including taxes	[REDACTED]	[REDACTED]
18 Estimated Amount to be billed to FPL	[REDACTED]	
19 for second half of 2001 per Company	[REDACTED]	
20 Estimate Amount to be billed to FPL		[REDACTED]
21 for second half of 2001 per Staff		[REDACTED]

1
2
3
4

COMPANY: FPL
TITLE: RECALCULATION OF COMPANY ALLOCATION
PERIOD: YEAR END 12/31/2001
DATE: AUGUST 13, 2001

(A)

(B)

(C)

5
6
7
8
9

RECALCULATION OF ESTIMATE OF CHARGES TO FPL FOR FIBER OPTIC NETWORK
CALENDAR YEAR 2001

COMPANY

STAFF
RECALCULATION

1. Pre 1996 electronics depreciation - Base
Depreciation Exp

[REDACTED]

[REDACTED]

2. Fiber for FPL use only - per engineering drawings and
spreadsheet
Total FPL exclusive miles/total fiber miles - backbone only

[REDACTED]

[REDACTED]

Total Backbone Fiber on books

Prorated Depreciable base
Depreciation Expense staff recalculated

[REDACTED]

[REDACTED]

3. Post 1995 electronics-capacity calculated as follows:

Total on books for all rings
Total FPL DS3's /Total DS3's

[REDACTED]

[REDACTED]

Prorated depreciable base
Depreciation Expense

4. Shared Fiber- capacity

Total Non-FPL Fiber shared/Total Fiber miles
backbone only

[REDACTED]

[REDACTED]

Total Backbone Fiber on books
less FPL Exclusive Fiber determined in #2 above
Depreciable base for shared fiber
(FPL DS3's/Total DS3's)XTotal on books for each ring

Prorated depreciable base

HOWEVER, company calculated as

Depreciation Expense staff recalculated
Company calculated as

[REDACTED]

[REDACTED]

(Continued on Next Page)

1 COMPANY: FPL
 2 TITLE: RECALCULATION OF COMPANY ALLOCATION
 3 PERIOD: YEAR END 12/31/2001
 4 DATE: AUGUST 13, 2001

5 RECALCULATION OF ESTIMATE OF CHARGES TO FPL FOR FIBER OPTIC NETWORK
 6 CALENDAR YEAR 2001

7	(A)	(B) COMPANY	(C) STAFF RECALCULATION
8	Total Estimated Bill to FPL before taxes	[REDACTED]	[REDACTED]
9	FPL Estimated Taxes (sales, municipal, GRT and RAF)	[REDACTED]	[REDACTED]
10		[REDACTED]	[REDACTED]
11	per cent of total taxes	[REDACTED]	[REDACTED]
12	Staff Estimated Taxes	[REDACTED]	[REDACTED]
13		[REDACTED]	[REDACTED]
14	Amount billed to FPL for first half of 2001 (Audit Disclosure 1)	[REDACTED]	[REDACTED]
15	Staff estimated amount to be billed to FPL for second half of 2001	[REDACTED]	[REDACTED]
16	Amount to be billed to FPL for second half of 2001 per Company	[REDACTED]	[REDACTED]
17		[REDACTED]	[REDACTED]
18	Difference between Company and Staff Estimate for 2nd half	[REDACTED]	[REDACTED]
19	of 2001	[REDACTED]	[REDACTED]

1 COMPANY: FPL - FIBER NET
2 TITLE: ALLOCATION METHODOLOGY
3 MEETING WITH S. STAMM, JOSE ORTEGA, AND
4 MILLIE GONZALEZ
5 DATE: JULY 10, 2001
6 AUDITOR: RKY

KW 8/22/01

7 WP NO. *Planning Notes*

8 Explanation of Business:

9 **FiberNet has two different businesses:**

10 1. Sell capacity on a wholesale basis. (Carry traffic for other
11 carriers for example, [REDACTED]).

2. Sell Dark Fiber - that is fiber that Fiber Net has installed in the ground but not yet operable -- called in the ground not lit (not electronically working)

Or Divided as follows:

1. Backbone that is lit fiber that sells capacity on a wholesale basis. Part is charged to the utility 100% and part is shared between the utility and other commercial users.

2. Metro - Sells Capacity and Dark Fiber - utility has no part of the metro business. Does not use its line. It is a special ring that is different than the backbone. The two systems don't touch.

Get copies of the updated backbone map and get copies of the metro maps.

Explanation of Allocation for DEPRECIATION, PROPERTY TAXES AND RETURN ON INVESTMENT

Originally 100% of the J - see old audit was charged to the utility. The utility was not charged for completing the loop on the J. Now allocate all rather than only the J. Now there is a new map with spurs that come out of the loops that only FPL uses 100%.

Get detail drawings of the backbone map with the spurs.

The total backbone is broken down to fiber miles (including the spurs??). There are 28,000 fiber miles. The fiber network consists of _____ OC48 rings (OC48 rings = capacity). That is 38,000 individual lines. The OC48 rings breaks down into DS

*5
81*

1 equipment. The DS breaks down to 672 lines each.

2 **Fiber-** (a) 100% to FPL. The fiber miles that are used 100% by
3 FPL are determined. The company says that approximately [REDACTED]
4 are 100% FPL and the rest are shared. How did they determine
5 this? (Either on a spur or certain points where there is a
6 fiber used for protection and control.

7 (b) Allocated Fiber to FPL. The rest are shared and
8 allocated to FPL based on capacity as follows:

9 (1) The fiber ??? is allocated based on the number of
10 DS₃ equipment. DS₃s consist of 672 lines. The total DS₃ that are
11 dedicated to FPL vs the total DS₃s. That ratio is the %
12 How did they determine how many DS₃ equipment
13 FPL uses.

14 **Electronics** (A) 100% to FPL. These are the buildings that house
15 the electronics that light the fiber. There are pre 1996
16 electronics that only the utility uses. The buildings are called
17 Huts or POPs. The POP is more of a jump off point where calls
18 can go to [REDACTED] etc. The Hut is more of a regeneration
19 facility site. (Regenerate the signal because losses along the
20 way.)

21 (B) The shared portion allocated to the utility based on
22 ?????????? _____.

23 The total allocation for 2001 for the shared portions is [REDACTED]. Is
24 this a combination of Fiber and Electronics? How.

25 **This percent is applied to total depreciation, property taxes and**
26 **return on investment.**

27 The percent is determined once a year and is static for the
28 entire next year. The company pointed out that in this way if
29 more fiber is added some might be shared and some might be
30 totally dedicated to FPL 100%. However, the percent will not
31 change until next year so FPL utility will benefit. Staff note-
32 It could also be the other way around.

33 **ALLOCATION OF EXPENSES**

34 The only expenses allocated to the utility is a headcount.

35 The number of people that supported the fiber network for the
36 utility prior to fiber net split off and selling to commercial
37 were determined to be [REDACTED] That was in 1995. This was audited in
38 the prior audit?? Look up??

Sp 2

1
2
3
4

The average salary of the [redacted] people including pensions, overhead and benefits are allocated to the utility. The number stayed with [redacted] for 2001. It could be looked at every year to determine a new number.

[REDACTED]

[REDACTED]

[REDACTED]

[REDACTED]

[REDACTED]

[REDACTED]

[REDACTED]

[REDACTED]

[REDACTED]

[REDACTED]

[REDACTED]

[REDACTED]

[REDACTED]

[REDACTED]

[REDACTED]

Review of Utility Charges to Fibernet

Handwritten notes:
follow up
on
9-17

[REDACTED]

[REDACTED]

[REDACTED]

[REDACTED]

[REDACTED]

[REDACTED]

[REDACTED]

[REDACTED]

[REDACTED]

[REDACTED]

[REDACTED]

[REDACTED]

[REDACTED]

[REDACTED]

[REDACTED]

[REDACTED]

[REDACTED]

[REDACTED]

[REDACTED]

[REDACTED]

[REDACTED]



Internal Audit Notes

1 COMPANY: FPL
2 TITLE: UTILITY CHARGES TO FIBERNET
3 PERIOD: YEAR END 2001
4 DATE: AUGUST 21, 2001
5 AUDITOR: RKY
6 WP NO. 9-1

*KW
8/22/01*

7 REQUEST NO. 112
8 CONFIDENTIAL

9 RE: Charges from FPL TO FIBERNET

10 [REDACTED]
11 [REDACTED]
12 [REDACTED]
13 [REDACTED]
14 [REDACTED]

Has this acre space been included in the charges from FPL to FiberNet for the year beginning 2001? If so, provide documentation. If not, explain why not. Has accounting identified any other square footage that should or should not be charged to Fiber Net for 2001? If so, provide documentation.

FPL ANSWER AND STAFF CONCLUSION

FPL's answer indicates that the acre space has been included in the 2001 charges from FPL to FiberNet for the year beginning 2001. Documentation was provided. FPL's response indicates that accounting has not identified any other square footage that should or should not be charged to FiberNet for 2001.

Since the space has been included in 2001, no disclosure is necessary.

10/12/01
8/22/01
8/24/01

1 REQUEST NO. 17

2 CONFIDENTIAL

3 RE: Charges from FPL TO FIBERNET

4 [REDACTED]
5 [REDACTED]
6 [REDACTED]
7 [REDACTED]
8 [REDACTED]

① Has this acre space been included in the charges from FPL to FiberNet for the year beginning 2001? ② If so, provide documentation. ③ If not, explain why not. ④ Has accounting identified any other square footage that should or should not be charged to Fiber Net for 2001? ⑤ If so, provide documentation.

(POC)
↓

① Yes

② See attached $\frac{9-1}{2}$

③ N/A

④ No

⑤ N/A



Answers provided by Lon Moranz



AUDIT DISCLOSURE 1



SUBJECT: FIBERNET ALLOCATION OF ASSETS AND EXPENSES TO FPL UTILITY

STATEMENT OF FACTS: An audit of FPL's transfer of fiber optic assets to FiberNet was performed by the PSC staff in August, 2000. In that audit it was recommended that a different allocation methodology be considered for the monthly charges from FiberNet to the utility. FPL responded on February 19, 2001 describing a revised methodology.

The components of the invoice to FPL from FiberNet are a percent of depreciation expense on assets, a percent of return on investment on assets, a percent of property taxes on assets and a portion of expenses. The total estimated to be allocated to FPL for the year end December 31, 2001 from FiberNet follows:

	(A)	(B)
2 43 p 2	Depreciation Expense on Electronics used exclusively by FPL	
3	Depreciation on Fiber for FPL use only	
14 15 43 p 3	Depreciation on Electronics shared	
16	Depreciation on Shared Fiber	
17 43 p 4	Return on Investment	
18 43 p 5	Property Taxes	
19 43 p 6	Expenses	
20	Total	 43-1

21 Added to the above amount are taxes estimated in the amount of . Therefore, the total estimated amount to bill FPL for 2001 is 

23 Billed to FPL the first quarter 2001 
24 Billed to FPL the second quarter 2001 
25 43-10

26 Disclosure 2 describes the methodology for allocating the assets. Audit Disclosure 3 discloses the methodology for calculating the return on investment, Audit Disclosure 4 describes the allocation of the property taxes on the assets and Audit Disclosure 5 addresses the expenses charged to FPL. Audit Disclosure 6 includes any staff revisions because of mathematical errors and/or methodology alternatives.

1 **DISCLOSURE 2**

2 **SUBJECT: ALLOCATION OF DEPRECIATION ON FIBERNET ASSETS**

3 **STATEMENT OF FACTS:** The cost of the assets of the FiberNet system to FPL comprises
4 (1) depreciation expense on electronics and fiber used by FPL exclusively, and (2) a percent of
5 depreciation expense on electronics and fiber shared by FPL and FiberNet commercial customers.

6 Definition of Electronics - There are buildings called huts and points of presence,
7 which house the electronics that lights the fiber (makes the fiber operable).

8 Definition of Fiber - Fiber is cable that light travel through that carries the sound
9 waves.

10 (1) Depreciation Expense on Electronics and Fiber used by FPL 100%:

11 a. Electronics: The electronics used by FPL exclusively were determined to be the pre
12 1996 electronics on the books. The company says that these electronics are dedicated to FPL and
13 used only by FPL. The depreciation rate of [redacted] years is applied to this balance.

14 Depreciable Base for exclusive Electronics (per books) [redacted]
15 [redacted] years rate [redacted]
16 Depreciation Expense to FPL [redacted]

17 b. Fiber: The fiber used by FPL-only was determined by a study which measured the fiber
18 miles that are dedicated to FPL. The fiber used by FPL was mapped out by engineers and shows
19 FPL connections only. From this a ratio of FPL exclusive fiber miles to the total fiber miles is
20 determined. The ratio is applied to the book value of the total fiber backbone miles on the books
21 as of December 31, 2000 (both exclusive and shared.) The depreciation rate of 20 years is
22 applied to FPL's portion of the shared assets. The company stated that the study will be updated
23 every year.

24 Fiber for FPL Use only per study (A)
25 43-3 Total FPL exclusive miles/ Total Fiber miles (B)
26 43-4 Total Book Value of Fiber on books 12/31/00
27 Times FPL Use only
28 Times [redacted] year rate
29 Depreciation Expense Charged to FPL [redacted]

31 A mathematical error was made in adding up the FPL exclusive miles. The exclusive miles are
32 [redacted] instead of [redacted]. This changes the ratio and the depreciation expense charged to FPL. See
33 Audit Disclosure 6 for changes: (43-1)2

43:2

1 (2) Depreciation Expense on Electronics and Fiber shared by FPL and FiberNet Commercial
2 customers.

3 a. Electronics: Housed in the huts or points of presence, is equipment called DS3. Each
4 DS3 consists of 672 lines. A study was performed to determine the number of DS3's dedicated
5 solely to FPL and the total number of DS3's. The study determined the beginning and ending
6 location for all circuits used solely at FPL locations. This was compared with utility records and
7 commercial use records. From this a ratio of FPL DS3'S to total DS3'S is determined. The
8 percent is applied to the total shared value of electronics on the books as of December 31, 2000.
9 The company stated that the study will be updated every year.

10 Shared Electronics

11 Shared Electronics book value at 12/31/00 (43-5p5) [redacted] (B)
12 FPL DS3'S to Total DS3'S [redacted] (43-6) 1/2001 W/P 10-11
13 Prorated depreciable assets [redacted]
14 Times [redacted] year rate
15 Depreciation Exp Charged to FPL [redacted] (43p1)

16 A math error was made in adding up the number of FPL DS3's. The number of DS3's to total
17 should be [redacted] or [redacted]. This changes the depreciation expense charged to FPL. See
18 Audit Disclosure 6 for changes.

19 b. Fiber: The book value of the fiber miles determined to be used solely by FPL above is
20 subtracted from the book value of the total backbone fiber miles on the books. To this the ratio
21 of DS3'S used solely by FPL to the total DS3'S is applied. The DS3 ratio is applied because FPL
22 believes that usage should determine the rest of the shared lines rather than the miles. Even
23 though FPL has dedicated lines, it also has to reserve commercial lines in case of a break in the
24 lin. The PSC staff also recommended that usage be used in its prior audit. The depreciation rate
25 of [redacted] years is applied to this book value.

26 Shared Fiber

27 Total Backbone Fiber on Books at 12/31/00 (43-4) [redacted] (B)
28 Less FPL Exclusive Fiber above (43p2) [redacted]
29 Base for Shared Fiber [redacted]
30 Shared based on FPL DS3'S to Total DS3'S above (43-6) [redacted]
31 Prorated Depreciable Base [redacted]
32 Times [redacted] year rate
33 Depreciation Exp Charged to FPL [redacted] (43p1)

34 There is a mathematical error in the above calculation for the shared fiber. Using the company's
35 percent for shared DS3's, the depreciation expense should be [redacted]. However, this [redacted]
36 is also in error as discussed above. See Audit Disclosure 6 for recalculation. (43-1p2)

1
2
3

OPINION: Except for the mathematical errors, the depreciation expense allocation method on both FPL exclusive assets and shared assets appears to be reasonable and follows the recommendations of the prior Commission staff audit.

4

43,4

1 **AUDIT DISCLOSURE 3**

2 **SUBJECT: CALCULATION OF RETURN IN INVESTMENT**

3 **STATEMENT OF FACTS:** A return on investment rate of [REDACTED] is applied to the assets
4 described in Audit Disclosure 2.

5 The return on investment amount is an average of three cost rates for BellSouth Telephone which
6 are rated AA-. These cost rates are prepared by the Finance and Tax Division of the Florida
7 Public Service Commission quarterly. The three rates used for the average by FPL were (1)
8 discounted cash flow (2) ExAnte Risk Premium and (3) Prospective CAPM. They were 18.7,
9 [REDACTED] and [REDACTED] respectively. This averages to [REDACTED].

10 This [REDACTED] is applied to: (A) (B)

- 11 a. Book value of exclusive FPL electronics as
- 12 of December 31, 1995(100% FPL), [REDACTED] 43-21
- 13 b. Book value of exclusive FPL fiber as of 1/2001 (engineering drawings), [REDACTED] above
- 14 c. Book value of shared electronics calculated used by FPL
- 15 as of December 31, 2000, and [REDACTED] 43-2
- 16 d. Book value of shared fiber calculated used by FPL
- 17 as of December 31, 2000. [REDACTED] 43p3
- 18
- 19 Less: Accumulated Depreciation [REDACTED] 43-11
- 20 Asset Base subject to ROI [REDACTED]
- 21 Return on Investment [REDACTED] 43p1

22 The mathematical errors in the calculations described in audit disclosures 2 and 3 change the
23 return on investment. See audit disclosure 6 for the corrected calculation. 43-1p2

24 In the BellSouth Unbundled Network Element docket order PSC-01-1181-FOF-TP, dated May
25 25, 2001, the Commission authorized an overall rate of return of 10.24%, where the return on
26 equity was 12.2% and the debt rate of 7.3%. 43-1

27 **OPINION:** The return on investment calculation was reviewed with the Division of ECR in
28 Tallahassee. It was their opinion that a more reasonable return on investment would be the
29 overall rate of return determined in the BellSouth Telephone Unbundled Network Elements
30 docket. Audit Disclosure 6 includes a recalculation of the estimate for 2001 using the 10.24 %
31 return on investment and the corrections to the math.

1 **AUDIT DISCLOSURE 4**

2 **SUBJECT: ALLOCATION OF PROPERTY TAXES**

3 **STATEMENT OF FACTS:** FPL is charged for property taxes on the property used
4 exclusively by it, and its portion of the shared property.

5 The total asset base for FPL use (exclusive and shared %) is compared to the total assets. This
6 ratio is applied to the estimated property taxes for total assets for 2001. The actual property
7 taxes for 2000 were reviewed and compared to the estimated 2001. (B)

8 Total property taxes estimates for 2001 (A) (43-8)
9 Total Base assets for FPL use (43p4)
10 Total all Assets (43-2)
11 Ratio assets for FPL use to total
12 Ratio times property tax estimates
13 For 2001 =
14 Allocated Property Taxes

[REDACTED]
[REDACTED]
[REDACTED]
[REDACTED]
[REDACTED] (43p1)

15 The mathematical errors in the prior audit disclosures change the above property tax calculation.

16 These changes are included in Audit Disclosure 6. (43-1p2)

17 **OPINION:** The method used for the allocation of property taxes appears to be reasonable.

1 **AUDIT DISCLOSURE 5**

2 **SUBJECT: EXPENSES ALLOCATED TO FPL FROM FIBERNET**

3 **STATEMENT OF FACTS:** FiberNet expenses billed to FPL comprise the average salary of [REDACTED]
4 employees. To this an overhead rate is added for the [REDACTED] employees.

5 The only expenses allocated to FPL for the year 2001 are based on the average salaries of [REDACTED]
6 employees plus overhead of [REDACTED] percent. The company stated that the headcount is the number
7 of people that supported the fiber network for the utility prior to the FiberNet split off. The
8 company also stated that this could be reviewed every year to determine a new number.

9 **OPINION:** The allocation of expenses appears to be reasonable.

43

1 **AUDIT DISCLOSURE 6**

2 **SUBJECT: PSC STAFF REVISED 2001 ESTIMATED CHARGES TO FPL**
3 **FROM FIBERNET**

4 **STATEMENT OF FACTS:** The schedule following this disclosure recalculates the estimated
5 charges to FPL for the Year End December 31, 2001. This schedule includes corrections to the
6 mathematical errors noted in Audit Disclosures 2 through 5, and the staff revised overall return
7 on investment.

8 Also included in the attached schedule is a reallocation of taxes.

9 **OPINION:** Based on the attached calculation by staff, FPL should be billed [redacted] from
10 FiberNet for the second half of 2001; that is [redacted] less than the estimated amount
11 calculated by the company as follows:

	(A)	(B)	(C)
		<u>Company</u>	<u>Staff</u>
12			
13 Estimated 2001 cost to FPL			
14 including taxes	43-1p4	[redacted]	[redacted]
15 Less:			
16 Amount billed to FPL for First half			
17 of 2001 including taxes	43-10	[redacted]	[redacted]
18 Estimated Amount to be billed to FPL			
19 for second half of 2001 per Company	43-1p4	[redacted]	
20 Estimate Amount to be billed to FPL			
21 for second half of 2001 per Staff			[redacted]

KW 8/22/01
B 7/14/01

(PBC)

FPL Allocation Methodology/ FiberNet Control #01-067-4-1

1-33

9708610

FPL Fiber Net
Calculation of Charges to FPL for Telephone System
Calendar Year 2001

(C)

1 Pre 1996 electronics depreciation- 100% (all NEC) -depreciable base 43-2 [2] [REDACTED]
Depreciation expense

2 Fiber for FPL use only - per engineering drawings and spreadsheet
Total FPL exclusive miles / Total Fiber miles - backbone only 43-3 [3] [REDACTED]
Total backbone fiber on books (A) 43-4 [4] [REDACTED]
Prorated depreciable base (B) 43-4 [REDACTED]
Depreciation expense

3 Post 1995 electronics - capacity calculated as follows:
Rings 1-8: (FPL DS3's / Total DS3's) x Total on books for electronics post 1995
S. Rings 9 thru 12, N. Rings 11 and 12
Total on books for all rings 43-505 [5] [REDACTED]
(FPL DS3's / Total DS3's) x Total on books for each ring 43-6 [6] [REDACTED]
Prorated depreciable base [REDACTED]
Depreciation expense

4 Shared fiber - capacity
Total non-FPL fiber (shared) / Total Fiber miles - backbone only 43-3 [REDACTED]
Total backbone fiber on books (A) ↑ above [REDACTED]
less FPL exclusive fiber determined above in # 2 (B) ↑ above [REDACTED]
Depreciable base for shared fiber 43-6 [REDACTED]
(FPL DS3's / Total DS3's) x Total on books for each ring [REDACTED]
Prorated depreciable base (C) [REDACTED]
Depreciation expense

5 ROI on the above 43-7 p2 [REDACTED]
27 Pre 1996 electronics depreciation- 100% [REDACTED] 43-2 [7] [REDACTED]
28 Fiber for FPL use only - per engineering drawings and spreadsheet (B) ↑ above [REDACTED]
29 Post 1995 electronics - capacity calculated as follows: 43-2 [REDACTED]
30 Shared fiber (C) ↑ [REDACTED]
31 Total - base - assets for FPL use [REDACTED]
32 less: accumulated depreciation [REDACTED]
33 Asset Base subject to ROI [REDACTED] see below
34 ROI [REDACTED]

6 Property taxes on the above
36 Total property taxes estimate for 2001 43-8 [8] [REDACTED]
37 Total - base - assets for FPL use [REDACTED]
38 Total all assets 43-2 [REDACTED]
39 Allocated property taxes [REDACTED]

40 Asset depreciation, ROI and property taxes [REDACTED] thru [9]

41 persons @ avg of [REDACTED] 43-9 [9] [REDACTED]
42 Add [REDACTED] overhead [REDACTED]
43 [REDACTED]

44 Grand Total [REDACTED]

45 accum depreciation:
46 total assets subject to ROI:
47 total FiberNet assets at 12/31: [REDACTED] Per Books
48 percent of FN assets: [REDACTED]
49 above percent applied to total accum dep bal of [REDACTED]
50 accum depreciation deducted above: [REDACTED]

1
5
6
7
8
9
10

COMPANY: FPL
TITLE: RECALCULATION OF COMPANY ALLOCATION
PERIOD: YEAR END 12/31/2001
DATE: AUGUST 13, 2001
AUDITOR: RKY

WP NO. 43-1PG2

RECALCULATION OF ESTIMATE OF CHARGES TO FPL FOR FIBER OPTIC NETWORK
CALENDAR YEAR 2001

COMPANY

STAFF
RECALCULATION

5. Return on Investment (A)

11 Pre 1996 electronics depreciation - 100%
12 Fiber for FPL use only
13 Post 1995 electronics -
14 Shared Fiber
15 Total assets for FPL use
16 Less: accumulated depreciation - recalculated below (A)
17 Asset base subject to ROI
18
19 Recalculated ROI

[REDACTED] (e)

[REDACTED] (e)

20 6. Property Taxes on the above
21 Total property taxes estimate for 2001
22 Total base assets for FPL use - staff estimate
23 Total all assets
24 Ratio assets for FPL use to Total
25 Allocated Property Taxes Recalculated

[REDACTED] (f)

[REDACTED] (f)

26 7. Personnel expense as calculated by company

[REDACTED] (g)

[REDACTED] (g)

27 TOTAL (a) through (g)
28 Total per Company estimate for 2001

[REDACTED] (a)thru(g)

[REDACTED] (a)thru(g)

29 Difference

[REDACTED]

[REDACTED]

30 (A) Calculation on Accumulated Amortization

31 Total Assets subject to ROI:
32 Total Fiber Assets at 12/31

[REDACTED]

[REDACTED]

33 Percent of Assets

[REDACTED]

[REDACTED]

34 Total Accumulated Depreciation Balance at 12/31/00
35 Times FPL use % of assets

[REDACTED]

[REDACTED]

36 Accumulated Depreciation Recalculated

[REDACTED]

[REDACTED]

1 COMPANY: FPL
2 TITLE: RECALCULATION OF COMPANY ALLOCATION
3 PERIOD: YEAR END 12/31/2001
4 DATE: AUGUST 13, 2001
5 AUDITOR: RKY

6 WP NO. 43-1PG2

7 RECALCULATION OF ESTIMATE OF CHARGES TO FPL FOR FIBER OPTIC NETWORK
8 CALENDAR YEAR 2001

		COMPANY 3	STAFF RECALCULATION C
10	Total Estimated Bill to FPL before taxes	[REDACTED]	[REDACTED]
11	FPL Estimated Taxes	[REDACTED]	[REDACTED]
12		[REDACTED]	[REDACTED]
13	per cent of total taxes	[REDACTED]	[REDACTED]
14	Staff Estimated Taxes	[REDACTED]	[REDACTED]
15		[REDACTED]	[REDACTED]
16	Amount billed to FPL for first half of 2001 (Audit Disclosure 1)	[REDACTED]	[REDACTED]
17	Staff estimated amount to be billed to FPL for second half of 2001	[REDACTED]	[REDACTED]
18	Amount to be billed to FPL for second half of 2001 per Company	[REDACTED]	[REDACTED]
19		[REDACTED]	[REDACTED]
20	Difference between Company and Staff Estimate for 2nd half	[REDACTED]	[REDACTED]
21	of 2001	[REDACTED]	[REDACTED]

FPL
Allocation Methodology/ FiberNet
Control #01-067-4-1

10/22/01

12/11/01

PBC

(A)

(B)

1 December Support for Accounts 101000, 108100, 108101 and 111000

- 2 PP&E (101000) Note (A) 43-2
- 3 391.0 - Office Furniture
- 4 391.1 - Computers/Office Equipment
- 5 391.2 - Misc. Machinery
- 6 394.0 - Fiber Pre - '96
- 7 394.1 - Fiber Pre - '96
- 8 395.0 - Electronics Pre-'96 43-2/p 19 43-2/2 43-1
- 9 397.0 - Fiber - Post '95 43-4/p 4
- 10 398.0 - Electronics Post '95 43-5/p 5
- 11 Total Property, Plant and Equipment 43-2/p 19

13-4 p 8

12 Accumulated Depreciation for Pre '96 (108100)

- 13 397.0 - Fiber - Post '95
- 14 398.0 - Electronics Post '95
- 15

16 Accumulated Depreciation (108101)

- 17 394.0 - Fiber Pre - '96
- 18 394.1 - Fiber Pre - '96
- 19 395.0 - Electronics Pre-'96
- 20

not traced

21 Accumulated Amortization (111000)

- 22 391.0 - Office Furniture
- 23 391.1 - Computers/Office Equipment
- 24 391.2 - Misc. Machinery
- 25

26 Total Accumulated Depreciation

Note (A) No trial balance prepared
Traced to Sub-System of plant (PRS)
in Service which lists the
property, an #, etc. See
references above to 43-2, 43-2,
10-24, 10-24, etc.

TOTAL ALL PROPERTY

(A)

(B)

1
2
3
4
5
6
7
8
9
10
11
12
13
14
15
16
17
18
19
20
21
22
23
24
25
26
27
28
29
30
31
32
33
34
35
36
37
38
39
40
41
42
43
44
45
46

cd_cpr	tx_cpr_desc	insv	ld_wo	cd	elcd	loc	se	tx_wo_desc	ld_gl_acq	prmy	su	dt_ldgr	cd	dt_s	my_pa_add	my_pa_xfer	my_pa_val	dt_sths_updt
6021099999	WORKSTATIONS AND PRINTERS	2000	01001	000	0350	01		COMPUTER EQUIPMENT - YEAR 2000	101000	391	1	200002	52	91				18-Jan-01
6021099999	WORKSTATIONS AND PRINTERS	2000	01001	000	0350	01		COMPUTER EQUIPMENT - YEAR 2000	101000	391	1	200012	52	91				18-Jan-01
6021099998	OFFICE FURNITURE	2000	01002	000	0350	01		OFFICE FURNITURE - YEAR 2000	101000	391	0	200006	52	91				18-Jan-01
6041099999	GENERATORS	2000	06998	000	0338	01		MISCELLANEOUS EQUIPMENT	101000	391	2	200002	52	91				18-Jan-01
	OFFICE FURNITURE & EQUIPMENT									Tota								18-Jan-01
6013629750	GENERAL ELECTRIC IFN81	1986	01986	000	0368	01		FROM FPL VS YR 1986	101000	394	0	200001	52	91				18-Jan-01
6081000680	TELCOM SERVICES IFN392	1986	01986	000	0368	01		FROM FPL VS YR 1986	101000	394	0	200001	52	91				18-Jan-01
6043322042	BREVARD-RANCH (ST. LUCIE COUNTY) IFN173	1988	01988	000	0368	01		FROM FPL VS YR 1988	101000	394	0	200001	52	91				18-Jan-01
6043322042	BREVARD-RANCH (ST. LUCIE COUNTY) IFN173	1988	01988	000	0368	01		FROM FPL VS YR 1988	101000	394	1	200001	52	91				18-Jan-01
6043347042	BREVARD-RANCH 2ND CKT ST LUCIE CO IFN249	1988	01988	000	0368	01		FROM FPL VS YR 1988	101000	394	0	200001	52	91				18-Jan-01
6043347042	BREVARD-RANCH 2ND CKT ST LUCIE CO IFN249	1988	01988	000	0368	01		FROM FPL VS YR 1988	101000	394	1	200001	52	91				18-Jan-01
6043354970	MIDWAY SUBSTATION (BLDG) (IFN5)	1988	01988	000	0368	01		FROM FPL VS YR 1988	101000	394	0	200001	52	91				18-Jan-01
6042847001	BREVARD-RANCH 2ND CKT PBCH CO IFN244	1988	01988	000	0368	01		FROM FPL VS YR 1988	101000	394	1	200001	52	91				18-Jan-01
6043304107	INDIANRIVER XING @ ST LUCIE PLT#1 240KV IFN246	1988	01988	000	0368	01		FROM FPL VS YR 1988	101000	394	0	200001	52	91				18-Jan-01
6043304107	INDIANRIVER XING @ ST LUCIE PLT#1 240KV IFN246	1988	01988	000	0368	01		FROM FPL VS YR 1988	101000	394	1	200001	52	91				18-Jan-01
6043304108	ST LUCIE PLT-MIDWAY #1 240KV IFN247	1988	01988	000	0368	01		FROM FPL VS YR 1988	101000	394	0	200001	52	91				18-Jan-01
6043304108	ST LUCIE PLT-MIDWAY #1 240KV IFN247	1988	01988	000	0368	01		FROM FPL VS YR 1988	101000	394	1	200001	52	91				18-Jan-01
6042814550	CORBETT SWITCHING STATION IFN77	1988	01988	000	0368	01		FROM FPL VS YR 1988	101000	394	0	200001	52	91				18-Jan-01
6042819056	RANCH-RIVIERA 3CKTS IFN186	1988	01988	000	0368	01		FROM FPL VS YR 1988	101000	394	0	200001	52	91				18-Jan-01
6042819056	RANCH-RIVIERA 3CKTS IFN186	1988	01988	000	0368	01		FROM FPL VS YR 1988	101000	394	1	200001	52	91				18-Jan-01
6042819099	RIVIERA (STEEL TOWERS) IFN 237	1988	01988	000	0368	01		FROM FPL VS YR 1988	101000	394	1	200001	52	91				18-Jan-01
6042821109	BROWARD-RANCH#2 CORBETT EXT IFN239	1988	01988	000	0368	01		FROM FPL VS YR 1988	101000	394	0	200001	52	91				18-Jan-01
6042821109	BROWARD-RANCH#2 CORBETT EXT IFN239	1988	01988	000	0368	01		FROM FPL VS YR 1988	101000	394	1	200001	52	91				18-Jan-01
6042822001	BREVARD-RANCH PALM BCH CO IFN240	1988	01988	000	0368	01		FROM FPL VS YR 1988	101000	394	0	200001	52	91				18-Jan-01
6042847001	BREVARD-RANCH 2ND CKT PBCH CO IFN244	1988	01988	000	0368	01		FROM FPL VS YR 1988	101000	394	0	200001	52	91				18-Jan-01
6042806230	ADMINISTRATIVE SERV-JUNO IFN346	1988	01988	000	0368	01		FROM FPL VS YR 1988	101000	394	0	200001	52	91				18-Jan-01
6042804088	RIVIERA-WEST PALM BEACH IFN148	1988	01988	000	0368	01		FROM FPL VS YR 1988	101000	394	0	200001	52	91				18-Jan-01
6042804088	RIVIERA-WEST PALM BEACH IFN148	1988	01988	000	0368	01		FROM FPL VS YR 1988	101000	394	1	200001	52	91				18-Jan-01
6042804000	EASTERN DIVISION ADMINISTRATION	1988	01988	000	0368	01		FROM FPL VS YR 1988	101000	394	0	200001	52	91				18-Jan-01
6042804008	PLUMOSUS-RIVIERA#2 IFN118	1988	01988	000	0368	01		FROM FPL VS YR 1988	101000	394	0	200001	52	91				18-Jan-01
6042804008	PLUMOSUS-RIVIERA#2 IFN118	1988	01988	000	0368	01		FROM FPL VS YR 1988	101000	394	1	200001	52	91				18-Jan-01
6042804069	PLUMOSUS-RIVIERA #1- TL (IFN19)	1988	01988	000	0368	01		FROM FPL VS YR 1988	101000	394	0	200001	52	91				18-Jan-01
6042804069	PLUMOSUS-RIVIERA #1- TL (IFN19)	1988	01988	000	0368	01		FROM FPL VS YR 1988	101000	394	1	200001	52	91				18-Jan-01
6042804085	RIVIERA TIE (#2 CKT) IFN234	1988	01988	000	0368	01		FROM FPL VS YR 1988	101000	394	0	200001	52	91				18-Jan-01
6042804085	RIVIERA TIE (#2 CKT) IFN234	1988	01988	000	0368	01		FROM FPL VS YR 1988	101000	394	1	200001	52	91				18-Jan-01
6042238600	INDIANTOWN SUBSTATION IFN105	1988	01988	000	0368	01		FROM FPL VS YR 1988	101000	394	0	200001	52	91				18-Jan-01
6042247024	BREVARD-RANCH 2ND CKT MARTIN CO IFN225	1988	01988	000	0368	01		FROM FPL VS YR 1988	101000	394	0	200001	52	91				18-Jan-01
6042247024	BREVARD-RANCH 2ND CKT MARTIN CO IFN225	1988	01988	000	0368	01		FROM FPL VS YR 1988	101000	394	1	200001	52	91				18-Jan-01
6042800710	PHYSICAL DISTN CENT (OFFICE BLDG A) IFN326	1988	01988	000	0368	01		FROM FPL VS YR 1988	101000	394	0	200001	52	91				18-Jan-01
6042222024	BREVARD-RANCH (MARTIN CO) IFN215	1988	01988	000	0368	01		FROM FPL VS YR 1988	101000	394	0	200001	52	91				18-Jan-01
6042222146	FLORIDA STEEL TAP IFN216	1988	01988	000	0368	01		FROM FPL VS YR 1988	101000	394	0	200001	52	91				18-Jan-01
6042222146	FLORIDA STEEL TAP IFN216	1988	01988	000	0368	01		FROM FPL VS YR 1988	101000	394	1	200001	52	91				18-Jan-01
6042222155	FL STEEL-MARTIN PLT 240KV LINE IFN217	1988	01988	000	0368	01		FROM FPL VS YR 1988	101000	394	0	200001	52	91				18-Jan-01
6042222155	FL STEEL-MARTIN PLT 240KV LINE IFN217	1988	01988	000	0368	01		FROM FPL VS YR 1988	101000	394	1	200001	52	91				18-Jan-01
6081000148	ADMIN SVCS (BLDG) (IFN4)	1988	01988	000	0368	01		FROM FPL VS YR 1988	101000	394	0	200001	52	91				18-Jan-01
6081000921	MIAMI-8TH ST-FLAGAMI #2 240KV CABLE IFN277	1988	01988	000	0368	01		FROM FPL VS YR 1988	101000	394	0	200001	52	91				18-Jan-01

PBC

243-2

(B)

(A)

cd_cpr	tk_cpr_desc	inv	ld_wd	pd	elcd	loc	sd	bu_wd_desc	gl_acd	prmy	st	ldgr	td	sd	my_pa_add	my_pa_xfer	my_plnt_dal	dt_shts_updt
1	6081000190	MIAMI DIVISION OFFICE BLDG SRV5 IFN388	1988	01988	000	0368	01	FROM FPL VS YR 1988	101000	394	0	200001	52	91			18-Jan-01	
2	6042874250	TELECOMMUNICATION BLDG AT RANCH SUB IFN116	1989	01989	000	0368	01	FROM FPL VS YR 1989	101000	394	0	200001	52	91			18-Jan-01	
3	6042804389	CSE-CUST SERVICE EAST (IFN9)	1989	01989	000	0368	01	FROM FPL VS YR 1989	101000	394	0	200001	52	91			18-Jan-01	
4	6042804510	WEST PALM BEACH SERVICE CENTER IFN337	1989	01989	000	0368	01	FROM FPL VS YR 1989	101000	394	0	200001	52	91			18-Jan-01	
5	6042804000	EASTERN DIVISION ADMINISTRATION	1989	01989	000	0368	01	FROM FPL VS YR 1989	101000	394	0	200001	52	91			18-Jan-01	
6	6042209189	MARTIN PLANT BLDG (IFN8)	1989	01989	000	0368	01	FROM FPL VS YR 1989	101000	394	0	200001	52	91			18-Jan-01	
7	6070503213	BROWARD-TRADEWINDS IFN39	1989	01989	000	0368	01	FROM FPL VS YR 1989	101000	394	1	200001	52	91			18-Jan-01	
8	6070503213	BROWARD-TRADEWINDS IFN39	1989	01989	000	0368	01	FROM FPL VS YR 1989	101000	394	0	200001	52	91			18-Jan-01	
9	6070507000	SOUTHEASTERN DIVISION IFN380	1989	01989	000	0368	01	FROM FPL VS YR 1989	101000	394	0	200001	52	91			18-Jan-01	
10	6052028500	FRUIT INDUSTRIES IFN98	1989	01989	000	0368	01	FROM FPL VS YR 1989	101000	394	0	200001	52	91			18-Jan-01	
11	6052014125	FRUIT INDUSTRIES TAP IFN263	1989	01989	000	0368	01	FROM FPL VS YR 1989	101000	394	1	200001	52	91			18-Jan-01	
12	6052014125	FRUIT INDUSTRIES TAP IFN263	1989	01989	000	0368	01	FROM FPL VS YR 1989	101000	394	0	200001	52	91			18-Jan-01	
13	6081020116	DAVIS-TURKEY POINT (7 CIRCUITS) IFN290	1989	01989	000	0368	01	FROM FPL VS YR 1989	101000	394	1	200001	52	91			18-Jan-01	
14	6081020116	DAVIS-TURKEY POINT (7 CIRCUITS) IFN290	1989	01989	000	0368	01	FROM FPL VS YR 1989	101000	394	0	200001	52	91			18-Jan-01	
15	6081020144	SOT LEVEE REINFORCEMENT IFN179	1989	01989	000	0368	01	FROM FPL VS YR 1989	101000	394	1	200001	52	91			18-Jan-01	
16	6081020144	SOT LEVEE REINFORCEMENT IFN179	1989	01989	000	0368	01	FROM FPL VS YR 1989	101000	394	0	200001	52	91			18-Jan-01	
17	6081024500	FLAGAMI IFN109	1989	01989	000	0368	01	FROM FPL VS YR 1989	101000	394	0	200001	52	91			18-Jan-01	
18	6081053250	MIAMI SUB(FORMERLY MIAMI PLANT SWY) IFN112	1989	01989	000	0368	01	FROM FPL VS YR 1989	101000	394	0	200001	52	91			18-Jan-01	
19	6081008940	EMERGENCY SERVICES IFN409	1989	01989	000	0368	01	FROM FPL VS YR 1989	101000	394	0	200001	52	91			18-Jan-01	
20	6081009140	TURKEY POINT PLANT IFN412	1989	01989	000	0368	01	FROM FPL VS YR 1989	101000	394	0	200001	52	91			18-Jan-01	
21	6081001179	FLAGAMI-137TH AVE IFN283	1989	01989	000	0368	01	FROM FPL VS YR 1989	101000	394	1	200001	52	91			18-Jan-01	
22	6081001179	FLAGAMI-137TH AVE IFN283	1989	01989	000	0368	01	FROM FPL VS YR 1989	101000	394	0	200001	52	91			18-Jan-01	
23	6081001188	LAWRENCE-RIVERSIDE IFN284	1989	01989	000	0368	01	FROM FPL VS YR 1989	101000	394	0	200001	52	91			18-Jan-01	
24	6081001188	LAWRENCE-RIVERSIDE IFN284	1989	01989	000	0368	01	FROM FPL VS YR 1989	101000	394	1	200001	52	91			18-Jan-01	
25	6081001193	FLAGAMI-RIVERSIDE IFN285	1989	01989	000	0368	01	FROM FPL VS YR 1989	101000	394	0	200001	52	91			18-Jan-01	
26	6081001193	FLAGAMI-RIVERSIDE IFN285	1989	01989	000	0368	01	FROM FPL VS YR 1989	101000	394	1	200001	52	91			18-Jan-01	
27	6081000680	TELCOM SERVICES IFN992	1989	01989	000	0368	01	FROM FPL VS YR 1989	101000	394	0	200001	52	91			18-Jan-01	
28	6081001040	FLAGAMI-RIVERSIDE #2 IFN278	1989	01989	000	0368	01	FROM FPL VS YR 1989	101000	394	0	200001	52	91			18-Jan-01	
29	6081001040	FLAGAMI-RIVERSIDE #2 IFN278	1989	01989	000	0368	01	FROM FPL VS YR 1989	101000	394	1	200001	52	91			18-Jan-01	
30	6081001045	GRAPELAND-RIVERSIDE IFN279	1989	01989	000	0368	01	FROM FPL VS YR 1989	101000	394	1	200001	52	91			18-Jan-01	
31	6081001045	GRAPELAND-RIVERSIDE IFN279	1989	01989	000	0368	01	FROM FPL VS YR 1989	101000	394	0	200001	52	91			18-Jan-01	
32	6081000148	ADMIN SVCS (BLDG) (IFN4)	1990	01990	000	0368	01	FROM FPL VS YR 1990	101000	394	0	200001	52	91			18-Jan-01	
33	6040009440	SYSTEM PROTECTION-EASTERN DIV IFN322	1990	01990	000	0368	01	FROM FPL VS YR 1990	101000	394	0	200002	60	98			18-Jan-01	
34	6040009440	SYSTEM PROTECTION-EASTERN DIV IFN322	1990	01990	000	0368	01	FROM FPL VS YR 1990	101000	394	0	200001	52	91			18-Jan-01	
35	6043309290	ST. LUCIE FACILITIES COMMON IFN356	1990	01990	000	0368	01	FROM FPL VS YR 1990	101000	394	0	200001	52	91			18-Jan-01	
36	6043315000	ST LUCIE POWER PLANT COMMON IFN300	1990	01990	000	0368	01	FROM FPL VS YR 1990	101000	394	0	200001	52	91			18-Jan-01	
37	6042814550	CORBETT SWITCHING STATION IFN77	1990	01990	000	0368	01	FROM FPL VS YR 1990	101000	394	0	200001	52	91			18-Jan-01	
38	6042821109	BROWARD-RANCH#2 CORBETT EXT IFN239	1990	01990	000	0368	01	FROM FPL VS YR 1990	101000	394	0	200002	60	98			18-Jan-01	
39	6042803440	SYSTEM PROTECTION-EASTERN DIV IFN322	1990	01990	000	0368	01	FROM FPL VS YR 1990	101000	394	0	200001	52	91			18-Jan-01	
40	6070543500	LAUDERDALE PLANT SWITCHYARD IFN137	1990	01990	000	0368	01	FROM FPL VS YR 1990	101000	394	1	200001	52	91			18-Jan-01	
41	6070543500	LAUDERDALE PLANT SWITCHYARD IFN137	1990	01990	000	0368	01	FROM FPL VS YR 1990	101000	394	0	200001	52	91			18-Jan-01	
42	6070519194	LAUDERDALE-ASHMONT 139KV IFN201	1990	01990	000	0368	01	FROM FPL VS YR 1990	101000	394	1	200001	52	91			18-Jan-01	
43	6070503213	BROWARD-TRADEWINDS IFN39	1990	01990	000	0368	01	FROM FPL VS YR 1990	101000	394	0	200001	52	91			18-Jan-01	
44	6070501650	ASHMONT IFN86	1990	01990	000	0368	01	FROM FPL VS YR 1990	101000	394	0	200001	52	91			18-Jan-01	
45	6070501650	ASHMONT IFN86	1990	01990	000	0368	01	FROM FPL VS YR 1990	101000	394	0	200001	52	91			18-Jan-01	
46	6052007500	BRADENTON IFN136	1990	01990	000	0368	01	FROM FPL VS YR 1990	101000	394	0	200001	52	91			18-Jan-01	

(B)

(B)

(A)

cd	id	insv	id	wo	pd	loc	ss	desc	pl	ac	pm	sl	dt	lsgr	pd	hl	st	my	pa	stcr	my	pa	stcr	dt	shts	updt
1	6042204174	BRIDGE-ALEXANDER (MARTIN CO) IFN 88	1993	01993	000	0368	01	FROM FPL VS YR 1993	101000	394	0	200001	52	91	18-Jan-01											
2	6042204174	BRIDGE-ALEXANDER (MARTIN CO) IFN 88	1993	01993	000	0368	01	FROM FPL VS YR 1993	101000	394	1	200001	52	91	18-Jan-01											
3	6023678500	SANFORD PLANT SWITCHYARD IFN85	1993	01993	000	0368	01	FROM FPL VS YR 1993	101000	394	0	200001	52	91	18-Jan-01											
4	6020405136	BANANA RIVER SUB-PATRCK IFN206	1993	01993	000	0368	01	FROM FPL VS YR 1993	101000	394	0	200001	52	91	18-Jan-01											
5	6020410750	CAPE CANAVRL PLT SWITCH YRD DSNB-FDR IFN29	1993	01993	000	0368	01	FROM FPL VS YR 1993	101000	394	0	200001	52	91	18-Jan-01											
6	6020402120	COCOA DISTRIBUTION ENGINEERING IFN316	1993	01993	000	0368	01	FROM FPL VS YR 1993	101000	394	0	200001	52	91	18-Jan-01											
7	6020402160	MERRITT ISLAND SERVICE CENTER IFN318	1993	01993	000	0368	01	FROM FPL VS YR 1993	101000	394	0	200001	52	91	18-Jan-01											
8	6020402279	BREVARAD SERVICE CENTER (BLDG) (IFN142)	1993	01993	000	0368	01	FROM FPL VS YR 1993	101000	394	0	200001	52	91	18-Jan-01											
9	6013601105	DAYTONA DISTRICT OFFICE (TEMPORAY CPR)	1993	01993	000	0368	01	FROM FPL VS YR 1993	101000	394	0	200001	52	91	18-Jan-01											
10	6013601190	PORT ORANGE SERVICE CENTER IFN314	1993	01993	000	0368	01	FROM FPL VS YR 1993	101000	394	0	200001	52	91	18-Jan-01											
11	6013609079	SANFORD PLANT (BLDG) (IFN65)	1993	01993	000	0368	01	FROM FPL VS YR 1993	101000	394	0	200001	52	91	18-Jan-01											
12	6043300470	WALTON SERVICE CENTER IFN351	1993	01993	000	0368	01	FROM FPL VS YR 1993	101000	394	0	200001	52	91	18-Jan-01											
13	6042825036	ANDYTON-ORANGERIVER 500KV LN PBCHCO IFN243	1993	01993	000	0368	01	FROM FPL VS YR 1993	101000	394	0	200001	52	91	18-Jan-01											
14	6042804540	RUBIN SERVICE CENTER IFN338	1993	01993	000	0368	01	FROM FPL VS YR 1993	101000	394	0	200001	52	91	18-Jan-01											
15	6042804179	BRIDGE-ALEXANDER(PALM BCH CO) IFN235	1993	01993	000	0368	01	FROM FPL VS YR 1993	101000	394	1	200001	52	91	18-Jan-01											
16	6042804179	BRIDGE-ALEXANDER(PALM BCH CO) IFN235	1993	01993	000	0368	01	FROM FPL VS YR 1993	101000	394	0	200001	52	91	18-Jan-01											
17	6042804182	ALEXANDER-PLUMOSUS IFN236	1993	01993	000	0368	01	FROM FPL VS YR 1993	101000	394	1	200001	52	91	18-Jan-01											
18	6042804182	ALEXANDER-PLUMOSUS IFN236	1993	01993	000	0368	01	FROM FPL VS YR 1993	101000	394	0	200001	52	91	18-Jan-01											
19	6042204410	STUART SERVICE CENTER IFN324	1993	01993	000	0368	01	FROM FPL VS YR 1993	101000	394	0	200001	52	91	18-Jan-01											
20	6050825068	ANDYTON-ORANGE RIVER(500KV LN COLLIER)IFN192	1993	01993	000	0368	01	FROM FPL VS YR 1993	101000	394	0	200001	52	91	18-Jan-01											
21	6051605360	LABELLE SERVICE CENTER (HENDRY CO) IFN362	1993	01993	000	0368	01	FROM FPL VS YR 1993	101000	394	0	200001	52	91	18-Jan-01											
22	6051629043	IFN171	1993	01993	000	0368	01	FROM FPL VS YR 1993	101000	394	0	200001	52	91	18-Jan-01											
23	6070502019	LAUDERDALE PLANT SWITCHYARD IFN137	1993	01993	000	0368	01	FROM FPL VS YR 1993	101000	394	0	200001	52	91	18-Jan-01											
24	6070502016	DADE-LAUDERDALE (ANDYTON EXTENSION) IFN273	1993	01993	000	0368	01	FROM FPL VS YR 1993	101000	394	0	200001	52	91	18-Jan-01											
25	6070502016	DADE-LAUDERDALE (ANDYTON EXTENSION) IFN273	1993	01993	000	0368	01	FROM FPL VS YR 1993	101000	394	1	200001	52	91	18-Jan-01											
26	6070502019	ANDYTON-BASSCREEK-ANDYTON 230KV IFN274	1993	01993	000	0368	01	FROM FPL VS YR 1993	101000	394	0	200001	52	91	18-Jan-01											
27	6070502019	ANDYTON-BASSCREEK-ANDYTON 230KV IFN274	1993	01993	000	0368	01	FROM FPL VS YR 1993	101000	394	1	200001	52	91	18-Jan-01											
28	6070502500	ANDYTON-ORANGE RIVER 500KV (BROW CO) IFN275	1993	01993	000	0368	01	FROM FPL VS YR 1993	101000	394	0	200001	52	91	18-Jan-01											
29	6070502501	ANDYTON-ORANGE RIVER 500KV (BROW CO) IFN275	1993	01993	000	0368	01	FROM FPL VS YR 1993	101000	394	0	200001	52	91	18-Jan-01											
30	6053024182	LAURELWOOD-RINGLING #2 240KV IFN271	1993	01993	000	0368	01	FROM FPL VS YR 1993	101000	394	0	200001	52	91	18-Jan-01											
31	6053024182	LAURELWOOD-RINGLING #2 240KV IFN271	1993	01993	000	0368	01	FROM FPL VS YR 1993	101000	394	1	200001	52	91	18-Jan-01											
32	6053039131	LAURELWOOD-RINGLING #2 240KV(SARASOTA CO)IFN34	1993	01993	000	0368	01	FROM FPL VS YR 1993	101000	394	1	200001	52	91	18-Jan-01											
33	6053014034	RINGLING-MANATEE #2 240KV(SARASOTA CO)IFN34	1993	01993	000	0368	01	FROM FPL VS YR 1993	101000	394	1	200001	52	91	18-Jan-01											
34	6053014034	CLARK-VENICE IFN267	1993	01993	000	0368	01	FROM FPL VS YR 1993	101000	394	0	200001	52	91	18-Jan-01											
35	6053014034	CLARK-VENICE IFN267	1993	01993	000	0368	01	FROM FPL VS YR 1993	101000	394	1	200001	52	91	18-Jan-01											
36	6053014131	RINGLING-MANATEE #1 240KV(SARASOTA CO)IFN268	1993	01993	000	0368	01	FROM FPL VS YR 1993	101000	394	0	200001	52	91	18-Jan-01											
37	6053014131	RINGLING-MANATEE #1 240KV(SARASOTA CO)IFN268	1993	01993	000	0368	01	FROM FPL VS YR 1993	101000	394	0	200001	52	91	18-Jan-01											
38	6053014166	RINGLING-MANATEE #1 240KV(MANATEE CO)IFN264	1993	01993	000	0368	01	FROM FPL VS YR 1993	101000	394	1	200001	52	91	18-Jan-01											
39	6053014166	LAURELWOOD TAP 138KV IFN269	1993	01993	000	0368	01	FROM FPL VS YR 1993	101000	394	0	200001	52	91	18-Jan-01											
40	6053024087	RINGLING-VENICE #2 IFN195	1993	01993	000	0368	01	FROM FPL VS YR 1993	101000	394	1	200001	52	91	18-Jan-01											
41	6052014135	RINGLING-VENICE #2 IFN195	1993	01993	000	0368	01	FROM FPL VS YR 1993	101000	394	0	200001	52	91	18-Jan-01											
42	6052014144	RINGLING-MANATEE #240KV-MANATEE RV XING IFN265	1993	01993	000	0368	01	FROM FPL VS YR 1993	101000	394	0	200001	52	91	18-Jan-01											
43	6052014144	RINGLING-MANATEE #240KV-MANATEE RV XING IFN265	1993	01993	000	0368	01	FROM FPL VS YR 1993	101000	394	1	200001	52	91	18-Jan-01											
44	6052014171	CORTEZ-JOHNSON 138KV IFN266	1993	01993	000	0368	01	FROM FPL VS YR 1993	101000	394	0	200001	52	91	18-Jan-01											
45	6052014171	CORTEZ-JOHNSON 138KV IFN266	1993	01993	000	0368	01	FROM FPL VS YR 1993	101000	394	1	200001	52	91	18-Jan-01											
46	6051913113	FT MYERS-COLLIER (LEE CO) IFN255	1993	01993	000	0368	01	FROM FPL VS YR 1993	101000	394	0	200001	52	91	18-Jan-01											

(4)

(B)

(A)

ed_cpr	tx_cpr_desc	insv	id_wo	pd_elec	loc	tr_wo_desc	my_pa_add	my_pa_xfer	my_pa_xfer	dt_shts_updl
1	6051913245	1993	01993	000	0368	01	FROM FPL US YR 1993			18-Jan-01
2	6051925087	1993	01993	000	0368	01	FROM FPL US YR 1993			18-Jan-01
3	6051938212	1993	01993	000	0368	01	FROM FPL US YR 1993			18-Jan-01
4	6052005270	1993	01993	000	0368	01	FROM FPL US YR 1993			18-Jan-01
5	6052014135	1993	01993	000	0368	01	FROM FPL US YR 1993			18-Jan-01
6	6081020116	1993	01993	000	0368	01	FROM FPL US YR 1993			18-Jan-01
7	6081020116	1993	01993	000	0368	01	FROM FPL US YR 1993			18-Jan-01
8	6081020116	1993	01993	000	0368	01	FROM FPL US YR 1993			18-Jan-01
9	6081020133	1993	01993	000	0368	01	FROM FPL US YR 1993			18-Jan-01
10	6081020140	1993	01993	000	0368	01	FROM FPL US YR 1993			18-Jan-01
11	6081020158	1993	01993	000	0368	01	FROM FPL US YR 1993			18-Jan-01
12	6081020194	1993	01993	000	0368	01	FROM FPL US YR 1993			18-Jan-01
13	6081020194	1993	01993	000	0368	01	FROM FPL US YR 1993			18-Jan-01
14	6081020209	1993	01993	000	0368	01	FROM FPL US YR 1993			18-Jan-01
15	6081020209	1993	01993	000	0368	01	FROM FPL US YR 1993			18-Jan-01
16	6081024500	1993	01993	000	0368	01	FROM FPL US YR 1993			18-Jan-01
17	6081025001	1993	01993	000	0368	01	FROM FPL US YR 1993			18-Jan-01
18	6081020015	1993	01993	000	0368	01	FROM FPL US YR 1993			18-Jan-01
19	6081020093	1993	01993	000	0368	01	FROM FPL US YR 1993			18-Jan-01
20	6081001179	1993	01993	000	0368	01	FROM FPL US YR 1993			18-Jan-01
21	6081001097	1994	01994	000	0368	01	FROM FPL US YR 1994			18-Jan-01
22	6041822067	1994	01994	000	0368	01	FROM FPL US YR 1994			18-Jan-01
23	6042204203	1994	01994	000	0368	01	FROM FPL US YR 1994			18-Jan-01
24	6020423001	1994	01994	000	0368	01	FROM FPL US YR 1994			18-Jan-01
25	6020423080	1994	01994	000	0368	01	FROM FPL US YR 1994			18-Jan-01
26	6020447086	1994	01994	000	0368	01	FROM FPL US YR 1994			18-Jan-01
27	6022623006	1994	01994	000	0368	01	FROM FPL US YR 1994			18-Jan-01
28	6023123030	1994	01994	000	0368	01	FROM FPL US YR 1994			18-Jan-01
29	6023123030	1994	01994	000	0368	01	FROM FPL US YR 1994			18-Jan-01
30	6023623052	1994	01994	000	0368	01	FROM FPL US YR 1994			18-Jan-01
31	6020409139	1994	01994	000	0368	01	FROM FPL US YR 1994			18-Jan-01
32	6013623053	1994	01994	000	0368	01	FROM FPL US YR 1994			18-Jan-01
33	6013623070	1994	01994	000	0368	01	FROM FPL US YR 1994			18-Jan-01
34	6013635088	1994	01994	000	0368	01	FROM FPL US YR 1994			18-Jan-01
35	6013691750	1994	01994	000	0368	01	FROM FPL US YR 1994			18-Jan-01
36	6020402160	1994	01994	000	0368	01	FROM FPL US YR 1994			18-Jan-01
37	6020402279	1994	01994	000	0368	01	FROM FPL US YR 1994			18-Jan-01
38	6013601980	1994	01994	000	0368	01	FROM FPL US YR 1994			18-Jan-01
39	6013609079	1994	01994	000	0368	01	FROM FPL US YR 1994			18-Jan-01
40	6011310048	1994	01994	000	0368	01	FROM FPL US YR 1994			18-Jan-01
41	6011335073	1994	01994	000	0368	01	FROM FPL US YR 1994			18-Jan-01
42	6011335073	1994	01994	000	0368	01	FROM FPL US YR 1994			18-Jan-01
43	6012909050	1994	01994	000	0368	01	FROM FPL US YR 1994			18-Jan-01
44	6012909060	1994	01994	000	0368	01	FROM FPL US YR 1994			18-Jan-01
45	6012909362	1994	01994	000	0368	01	FROM FPL US YR 1994			18-Jan-01
46	6012909362	1994	01994	000	0368	01	FROM FPL US YR 1994			18-Jan-01

(B)

cd	ppr	hsvy	id	wo	pd	blcd	loc	tx no	desc	id	acq	prmy	sl	id	ldgr	pd	ts	my pa	add	my pa	xtor	my pa	al	dt	sths	updt	
1	6042819100	1995	01995	000	0368	01	FROM FPL VS YR 1995		RANCH-BROWARD#2 240KV-PALM BCH CO IFN238	101000	394	0	200001	52	91	18-Jan-01											
2	6042819100	1995	01995	000	0368	01	FROM FPL VS YR 1995		RANCH-BROWARD#2 240KV-PALM BCH CO IFN238	101000	394	1	200001	52	91	18-Jan-01											
3	6042821109	1995	01995	000	0368	01	FROM FPL VS YR 1995		BROWARD-RANCH#2 CORBETT EXT IFN239	101000	394	0	200001	52	91	18-Jan-01											
4	6042821109	1995	01995	000	0368	01	FROM FPL VS YR 1995		BROWARD-RANCH#2 CORBETT EXT IFN239	101000	394	1	200001	52	91	18-Jan-01											
5	6042846109	1995	01995	000	0368	01	FROM FPL VS YR 1995		CORBETT-RANCH #1 & CORBETT-CEDAR 240KV IFN228	101000	394	0	200001	52	91	18-Jan-01											
6	6042846109	1995	01995	000	0368	01	FROM FPL VS YR 1995		CORBETT-RANCH #1 & CORBETT-CEDAR 240KV IFN228	101000	394	1	200001	52	91	18-Jan-01											
7	6070518062	1995	01995	000	0368	01	FROM FPL VS YR 1995		LAUDERDALE-DAVIE IFN40	101000	394	0	200001	52	91	18-Jan-01											
8	6070518062	1995	01995	000	0368	01	FROM FPL VS YR 1995		LAUDERDALE-DAVIE IFN40	101000	394	1	200001	52	91	18-Jan-01											
9	6070518067	1995	01995	000	0368	01	FROM FPL VS YR 1995		DAVIE-JACARANDA-MOTOROLA IFN41	101000	394	0	200001	52	91	18-Jan-01											
10	6070518067	1995	01995	000	0368	01	FROM FPL VS YR 1995		DAVIE-JACARANDA-MOTOROLA IFN41	101000	394	1	200001	52	91	18-Jan-01											
11	6070518072	1995	01995	000	0368	01	FROM FPL VS YR 1995		MOTOROLA-SPRINGTREE-7753 IFN42	101000	394	0	200001	52	91	18-Jan-01											
12	6070518072	1995	01995	000	0368	01	FROM FPL VS YR 1995		MOTOROLA-SPRINGTREE-7753 IFN42	101000	394	1	200001	52	91	18-Jan-01											
13	6070519118	1995	01995	000	0368	01	FROM FPL VS YR 1995		RANCH-BROWARD #2 240KV (BROWARD CO) IFN43	101000	394	0	200001	52	91	18-Jan-01											
14	6070519118	1995	01995	000	0368	01	FROM FPL VS YR 1995		RANCH-BROWARD #2 240KV (BROWARD CO) IFN43	101000	394	1	200001	52	91	18-Jan-01											
15	6070519130	1995	01995	000	0368	01	FROM FPL VS YR 1995		BROWARD-LAUDERDALE #2 240 KV IFN165	101000	394	0	200001	52	91	18-Jan-01											
16	6070519130	1995	01995	000	0368	01	FROM FPL VS YR 1995		BROWARD-LAUDERDALE #2 240 KV IFN165	101000	394	1	200001	52	91	18-Jan-01											
17	6070519154	1995	01995	000	0368	01	FROM FPL VS YR 1995		ANDYTOWN-LAUDERDALE #2 & #3 240KV IFN130	101000	394	0	200001	52	91	18-Jan-01											
18	6070519154	1995	01995	000	0368	01	FROM FPL VS YR 1995		ANDYTOWN-LAUDERDALE #2 & #3 240KV IFN130	101000	394	1	200001	52	91	18-Jan-01											
19	6070520103	1995	01995	000	0368	01	FROM FPL VS YR 1995		DADE-LAUDERDALE #3 & #4 (BROWARD CO) IFN272	101000	394	0	200001	52	91	18-Jan-01											
20	6070520103	1995	01995	000	0368	01	FROM FPL VS YR 1995		DADE-LAUDERDALE #3 & #4 (BROWARD CO) IFN272	101000	394	1	200001	52	91	18-Jan-01											
21	6070525001	1995	01995	000	0368	01	FROM FPL VS YR 1995		ANDYTOWN-ORANGE RIVER 500KV (BROW CO) IFN275	101000	394	0	200001	52	91	18-Jan-01											
22	6070507410	1995	01995	000	0368	01	FROM FPL VS YR 1995		CENTRAL BROWARD SERV CEN (SUNRISE) IFN383	101000	394	0	200001	52	91	18-Jan-01											
23	6070507550	1995	01995	000	0368	01	FROM FPL VS YR 1995		CENTRAL BROWARD SERVICE PLANNING IFN385	101000	394	0	200001	52	91	18-Jan-01											
24	6070505800	1995	01995	000	0368	01	FROM FPL VS YR 1995		BROWARD IFN69	101000	394	0	200001	52	91	18-Jan-01											
25	6070500000	1995	01995	000	0368	01	FROM FPL VS YR 1995		BROWARD COUNTY-SOUTHEASTERN DIVISION	101000	394	0	200001	52	91	18-Jan-01											
26	6081020093	1995	01995	000	0368	01	FROM FPL VS YR 1995		DADE LAUDERDALE #3 & #4(DADE CO) IFN178	101000	394	0	200001	52	91	18-Jan-01											
27	6081020093	1995	01995	000	0368	01	FROM FPL VS YR 1995		DADE LAUDERDALE #3 & #4(DADE CO) IFN178	101000	394	1	200001	52	91	18-Jan-01											
28	6081008750	1995	01995	000	0368	01	FROM FPL VS YR 1995		NORTHEAST SERVICE CENTER IFN408	101000	394	0	200001	52	91	18-Jan-01											
29	6081008680	1995	01995	000	0368	01	FROM FPL VS YR 1995		METER SERVICE CENTER IFN410	101000	394	0	200001	52	91	18-Jan-01											
30	6081001237	1995	01995	000	0368	01	FROM FPL VS YR 1995		FLAGAMI-MERCHANDISE IFN286	101000	394	0	200001	52	91	18-Jan-01											
31	6081001164	1995	01995	000	0368	01	FROM FPL VS YR 1995		DAVIS-KROME (INCLUDES TAMAMI DDP) IFN281	101000	394	0	200001	52	91	18-Jan-01											
32	6023123030	1996	01996	000	0368	01	FROM FPL VS YR 1996		BREYARD-SANFORD (SMALONE CO) IFN211	101000	394	0	200001	52	91	18-Jan-01											
33	6042804069	1998	01998	000	0368	01	FROM FPL VS YR 1998		PLUMOSUS RIVER#4 11-TL (IFN19)	101000	394	1	200001	52	91	18-Jan-01											
34	6042804069	1998	01998	000	0368	01	FROM FPL VS YR 1998		PLUMOSUS RIVER#4 11-TL (IFN19)	101000	394	0	200001	52	91	18-Jan-01											
35	6081000680	1988	01988	000	0368	01	FROM FPL VS YR 1988		TELCOM SERVICES IFN392	101000	395	0	200001	52	91	18-Jan-01											
36	6042814550	1988	01988	000	0368	01	FROM FPL VS YR 1988		CORBETT SWITCHING STATION IFN77	101000	395	0	200001	52	91	18-Jan-01											
37	6042804000	1988	01988	000	0368	01	FROM FPL VS YR 1988		EASTERN DIVISION ADMINISTRATION	101000	395	0	200001	52	91	18-Jan-01											
38	6040009440	1989	01989	000	0368	01	FROM FPL VS YR 1989		SYSTEM PROTECTION-EASTERN DIV IFN222	101000	395	0	200001	52	91	18-Jan-01											
39	6040009440	1989	01989	000	0368	01	FROM FPL VS YR 1989		SYSTEM PROTECTION-EASTERN DIV IFN222	101000	395	1	200002	60	98	18-Jan-01											
40	6043354970	1989	01989	000	0368	01	FROM FPL VS YR 1989		MIDWAY SUBSTATION (BLDG) (IFN5)	101000	395	0	200001	52	91	18-Jan-01											
41	6042874250	1988	01989	000	0368	01	FROM FPL VS YR 1989		TELECOMMUNICATION BLDG AT RANCH SUB IFN118	101000	395	0	200001	52	91	18-Jan-01											
42	6043315000	1988	01989	000	0368	01	FROM FPL VS YR 1989		ST LUCIE POWER PLANT COMMON IFN300	101000	395	0	200001	52	91	18-Jan-01											
43	6042804510	1989	01989	000	0368	01	FROM FPL VS YR 1989		WEST PALM BEACH SERVICE CENTER IFN307	101000	395	0	200001	52	91	18-Jan-01											
44	6042804820	1989	01989	000	0368	01	FROM FPL VS YR 1989		EASTERN DIVISION REGIONAL IFN343	101000	395	0	200001	52	91	18-Jan-01											
45	6042804950	1989	01989	000	0368	01	FROM FPL VS YR 1989		EASTERN DIV EMERGENCY SERVICES SO IFN344	101000	395	0	200001	52	91	18-Jan-01											
46	6042806230	1989	01989	000	0368	01	FROM FPL VS YR 1989		ADMINISTRATIVE SERV-JUNO IFN346	101000	395	0	200001	52	91	18-Jan-01											

(B)

(A)

47
46
45
44
43
42
41
40
39
38
37
36
35
34
33
32
31
30
29
28
27
26
25
24
23
22
21
20
19
18
17
16
15
14
13
12
11
10
9
8
7
6
5
4
3
2
1

cd_cpr	inv	id_wd	elcd	loc	sd	from	to	prmy	au	di	lgr	pl	st	my_pa	add	my_pa	xfer	dt_shts	updt
1	6013601020	1994	01994	000	0368	01	FROM FPL VS YR 1994	101000	395	0	200001	52	91					18-Jan-01	
2	6013601040	1994	01994	000	0368	01	FROM FPL VS YR 1994	101000	395	0	200001	52	91					18-Jan-01	
3	6013601980	1994	01994	000	0368	01	FROM FPL VS YR 1994	101000	395	0	200001	52	91					18-Jan-01	
4	6013609079	1994	01994	000	0368	01	FROM FPL VS YR 1994	101000	395	0	200001	52	91					18-Jan-01	
5	6012909050	1994	01994	000	0368	01	FROM FPL VS YR 1994	101000	395	0	200001	52	91					18-Jan-01	
6	6011301619	1994	01994	000	0368	01	FROM FPL VS YR 1994	101000	395	0	200001	52	91					18-Jan-01	
7	6043304860	1994	01994	000	0368	01	FROM FPL VS YR 1994	101000	395	0	200001	52	91					18-Jan-01	
8	6042814550	1994	01994	000	0368	01	FROM FPL VS YR 1994	101000	395	0	200001	52	91					18-Jan-01	
9	6042806010	1994	01994	000	0368	01	FROM FPL VS YR 1994	101000	395	0	200001	52	91					18-Jan-01	
10	6042806740	1994	01994	000	0368	01	FROM FPL VS YR 1994	101000	395	0	200001	52	91					18-Jan-01	
11	6042804000	1994	01994	000	0368	01	FROM FPL VS YR 1994	101000	395	0	200001	52	91					18-Jan-01	
12	6042292120	1994	01994	000	0368	01	FROM FPL VS YR 1994	101000	395	0	200001	52	91					18-Jan-01	
13	6042209189	1994	01994	000	0368	01	FROM FPL VS YR 1994	101000	395	0	200001	52	91					18-Jan-01	
14	6050605511	1994	01994	000	0368	01	FROM FPL VS YR 1994	101000	395	0	200001	52	91					18-Jan-01	
15	6050805400	1994	01994	000	0368	01	FROM FPL VS YR 1994	101000	395	0	200001	52	91					18-Jan-01	
16	6050805410	1994	01994	000	0368	01	FROM FPL VS YR 1994	101000	395	0	200001	52	91					18-Jan-01	
17	6051105110	1994	01994	000	0368	01	FROM FPL VS YR 1994	101000	395	0	200001	52	91					18-Jan-01	
18	6053005660	1994	01994	000	0368	01	FROM FPL VS YR 1994	101000	395	0	200001	52	91					18-Jan-01	
19	6053005711	1994	01994	000	0368	01	FROM FPL VS YR 1994	101000	395	0	200001	52	91					18-Jan-01	
20	6052005200	1994	01994	000	0368	01	FROM FPL VS YR 1994	101000	395	0	200001	52	91					18-Jan-01	
21	6051905311	1994	01994	000	0368	01	FROM FPL VS YR 1994	101000	395	0	200001	52	91					18-Jan-01	
22	6051905314	1994	01994	000	0368	01	FROM FPL VS YR 1994	101000	395	0	200001	52	91					18-Jan-01	
23	6051905380	1994	01994	000	0368	01	FROM FPL VS YR 1994	101000	395	0	200001	52	91					18-Jan-01	
24	6051908710	1994	01994	000	0368	01	FROM FPL VS YR 1994	101000	395	0	200001	52	91					18-Jan-01	
25	6081024500	1994	01994	000	0368	01	FROM FPL VS YR 1994	101000	395	0	200001	52	91					18-Jan-01	
26	6081008740	1994	01994	000	0368	01	FROM FPL VS YR 1994	101000	395	0	200001	52	91					18-Jan-01	
27	6081008990	1994	01994	000	0368	01	FROM FPL VS YR 1994	101000	395	0	200001	52	91					18-Jan-01	
28	6081009550	1994	01994	000	0368	01	FROM FPL VS YR 1994	101000	395	0	200001	52	91					18-Jan-01	
29	6081003100	1994	01994	000	0368	01	FROM FPL VS YR 1994	101000	395	0	200001	52	91					18-Jan-01	
30	6081000790	1994	01994	000	0368	01	FROM FPL VS YR 1994	101000	395	0	200001	52	91					18-Jan-01	
31	6081000148	1994	01994	000	0368	01	FROM FPL VS YR 1994	101000	395	0	200001	52	91					18-Jan-01	
32	6081000190	1994	01994	000	0368	01	FROM FPL VS YR 1994	101000	395	0	200001	52	91					18-Jan-01	
33	6081000500	1994	01994	000	0368	01	FROM FPL VS YR 1994	101000	395	0	200001	52	91					18-Jan-01	
34	6042806740	1995	01995	000	0368	01	FROM FPL VS YR 1995	101000	395	0	200001	52	91					18-Jan-01	
35	6042804381	1995	01995	000	0368	01	FROM FPL VS YR 1995	101000	395	0	200001	52	91					18-Jan-01	
36	6070514030	1995	01995	000	0368	01	FROM FPL VS YR 1995	101000	395	0	200001	52	91					18-Jan-01	
37	6053003540	1995	01995	000	0368	01	FROM FPL VS YR 1995	101000	395	0	200001	52	91					18-Jan-01	
38	6053005610	1995	01995	000	0368	01	FROM FPL VS YR 1995	101000	395	0	200001	52	91					18-Jan-01	
39	6081008600	1995	01995	000	0368	01	FROM FPL VS YR 1995	101000	395	0	200001	52	91					18-Jan-01	
40	6081009140	1995	01995	000	0368	01	FROM FPL VS YR 1995	101000	395	0	200001	52	91					18-Jan-01	
41	6081000148	1995	01995	000	0368	01	FROM FPL VS YR 1995	101000	395	0	200001	52	91					18-Jan-01	
42	6020422086	1996	01996	000	0368	01	FROM FPL VS YR 1996	101000	397	0	200001	52	91					18-Jan-01	
43	6020423001	1996	01996	000	0368	01	FROM FPL VS YR 1996	101000	397	0	200001	52	91					18-Jan-01	
44	6023123030	1996	01996	000	0368	01	FROM FPL VS YR 1996	101000	397	0	200001	52	91					18-Jan-01	
45	6020410750	1996	01996	000	0368	01	FROM FPL VS YR 1996	101000	397	0	200001	52	91					18-Jan-01	

(A) 13-2

324

(1)

(A)

(B)

ed_cpr	inv	id_wd	bd	ed	loc	sd	gl	ac	pm	su	dt	ldgr	bd	pl	sl	my_pa_xder	my_pa_xder	ct_shts_updt
1	6081000002	1997	01997	000	0368	01	101000	397	0	200001	52	91	18-Jan-01					
2	6081000003	1997	01997	000	0368	01	101000	397	0	200001	52	91	18-Jan-01					
3	6081000003	1997	01997	000	0368	01	101000	397	0	200001	52	91	18-Jan-01					
4	6070525001	1997	01997	000	0368	01	101000	397	0	200001	52	91	18-Jan-01					
5	6070503159	1997	01997	000	0368	01	101000	397	0	200001	52	91	18-Jan-01					
6	6053039166	1997	01997	000	0368	01	101000	397	0	200001	52	91	18-Jan-01					
7	6070502038	1997	01997	000	0368	01	101000	397	0	200001	52	91	18-Jan-01					
8	6070503001	1997	01997	000	0368	01	101000	397	0	200001	52	91	18-Jan-01					
9	6053024087	1997	01997	000	0368	01	101000	397	0	200001	52	91	18-Jan-01					
10	6051625043	1997	01997	000	0368	01	101000	397	0	200001	52	91	18-Jan-01					
11	6081001179	1997	01997	000	0368	01	101000	397	0	200001	52	91	18-Jan-01					
12	6081001199	1997	01997	000	0368	01	101000	397	0	200001	52	91	18-Jan-01					
13	6081001199	1997	01997	000	0368	01	101000	397	0	200001	52	91	18-Jan-01					
14	6081001249	1997	01997	000	0368	01	101000	397	0	200001	52	91	18-Jan-01					
15	6081001249	1997	01997	000	0368	01	101000	397	0	200001	52	91	18-Jan-01					
16	6081001286	1997	01997	000	0368	01	101000	397	0	200001	52	91	18-Jan-01					
17	6081001286	1997	01997	000	0368	01	101000	397	0	200001	52	91	18-Jan-01					
18	6081000907	1997	01997	000	0368	01	101000	397	0	200001	52	91	18-Jan-01					
19	6081001024	1997	01997	000	0368	01	101000	397	0	200001	52	91	18-Jan-01					
20	6081001024	1997	01997	000	0368	01	101000	397	0	200001	52	91	18-Jan-01					
21	6081001143	1997	01997	000	0368	01	101000	397	0	200001	52	91	18-Jan-01					
22	6081001143	1997	01997	000	0368	01	101000	397	0	200001	52	91	18-Jan-01					
23	6030917040	1998	01998	000	0368	01	101000	397	0	200001	52	91	18-Jan-01					
24	6030917052	1998	01998	000	0368	01	101000	397	0	200001	52	91	18-Jan-01					
25	6030917084	1998	01998	000	0368	01	101000	397	0	200001	52	91	18-Jan-01					
26	6031209120	1998	01998	000	0368	01	101000	397	0	200001	52	91	18-Jan-01					
27	6031209232	1998	01998	000	0368	01	101000	397	0	200001	52	91	18-Jan-01					
28	6033417055	1998	01998	000	0368	01	101000	397	0	200001	52	91	18-Jan-01					
29	6033417061	1998	01998	000	0368	01	101000	397	0	200001	52	91	18-Jan-01					
30	6033417102	1998	01998	000	0368	01	101000	397	0	200001	52	91	18-Jan-01					
31	6041805013	1998	01998	000	0368	01	101000	397	0	200001	52	91	18-Jan-01					
32	6020422086	1998	01998	000	0368	01	101000	397	0	200001	52	91	18-Jan-01					
33	6030209124	1998	01998	000	0368	01	101000	397	0	200001	52	91	18-Jan-01					
34	6030217066	1998	01998	000	0368	01	101000	397	0	200001	52	91	18-Jan-01					
35	6030914000	1998	01998	000	0368	01	101000	397	0	200001	52	91	18-Jan-01					
36	6020402279	1998	01998	000	0368	01	101000	397	0	200001	52	91	18-Jan-01					
37	6020405056	1998	01998	000	0368	01	101000	397	0	200001	52	91	18-Jan-01					
38	6020405057	1998	01998	000	0368	01	101000	397	0	200001	52	91	18-Jan-01					
39	6020405003	1998	01998	000	0368	01	101000	397	0	200001	52	91	18-Jan-01					
40	6013659079	1998	01998	000	0368	01	101000	397	0	200001	52	91	18-Jan-01					
41	60136523070	1998	01998	000	0368	01	101000	397	0	200001	52	91	18-Jan-01					
42	60200000000	1998	01998	000	0368	01	101000	397	0	200001	52	91	18-Jan-01					
43	6020402160	1998	01998	000	0368	01	101000	397	0	200001	52	91	18-Jan-01					
44	6013601109	1998	01998	000	0368	01	101000	397	0	200001	52	91	18-Jan-01					
45	6013608109	1998	01998	000	0368	01	101000	397	0	200001	52	91	18-Jan-01					
46	6011335073	1998	01998	000	0368	01	101000	397	0	200001	52	91	18-Jan-01					

(A) (B)

cd_cpr	cd_desc	insv	id_wo	bd_eod_loc	se	cd_desc	d_gl	acc	prmy	su	dt	ldgr	bd	hd	my_pa_add	my_pa_xfer	my_t	al	dt_shts_updt
1	6020407750	BREVARD DIVERSITY IFN188	1999	01999	000	0368	01	FROM FPL VS YR 1999	101000	397	0	200001	52	91					18-Jan-01
2	6013623053	SANFORD-SR 40 (E/O DELAND) IFN199	1999	01999	000	0368	01	FROM FPL VS YR 1999	101000	397	0	200001	52	91					18-Jan-01
3	6020000000	NORTHEASTERN DIVISION-SOUTH AREA	1999	01999	000	0368	01	FROM FPL VS YR 1999	101000	397	0	200001	52	91					18-Jan-01
4	6043322042	BREVARD-RANCH (ST LUCIE COUNTY) IFN173	1999	01999	000	0368	01	FROM FPL VS YR 1999	101000	397	0	200001	52	91					18-Jan-01
5	6043325022	CORMID REPAIR FO-5Z106 IFN187	1999	01999	000	0368	01	FROM FPL VS YR 1999	101000	397	0	200001	52	91					18-Jan-01
6	6043354970	MIDWAY SUBSTATION (BLDG) (IFN5)	1999	01999	000	0368	01	FROM FPL VS YR 1999	101000	397	0	200001	52	91					18-Jan-01
7	6050000000	WESTERN DIVISION	1999	01999	000	0368	01	FROM FPL VS YR 1999	101000	397	0	200001	52	91					18-Jan-01
8	6050000000	WESTERN DIVISION	1999	01999	000	0368	01	FROM FPL VS YR 1999	101000	397	0	200002	60	98					18-Jan-01
9	6043304125	MIDWAY-TURNPIKE 230KV FIBER OPTIC (IFN78)	1999	01999	000	0368	01	FROM FPL VS YR 1999	101000	397	0	200001	52	91					18-Jan-01
10	6042819186	RANCH-WEST PALM BEACH #3 IFN111	1999	01999	000	0368	01	FROM FPL VS YR 1999	101000	397	0	200001	52	91					18-Jan-01
11	6042804088	RIVIERA-WEST PALM BEACH IFN148	1999	01999	000	0368	01	FROM FPL VS YR 1999	101000	397	0	200001	52	91					18-Jan-01
12	6050600000	WESTERN DIVISION - CHARLOTTE COUNTY	1999	01999	000	0368	01	FROM FPL VS YR 1999	101000	397	0	200002	60	96					18-Jan-01
13	6053024128	LOC CHALAU FIBER RES IFN182	1999	01999	000	0368	01	FROM FPL VS YR 1999	101000	397	0	200001	52	91					18-Jan-01
14	6070500000	BROWARD COUNTY-SOUTHEASTERN DIVISION	1999	01999	000	0368	01	FROM FPL VS YR 1999	101000	397	0	200001	52	91					18-Jan-01
15	6070502034	LAUDERDALE-HOLLYWOOD IFN36	1999	01999	000	0368	01	FROM FPL VS YR 1999	101000	397	0	200001	52	91					18-Jan-01
16	6052014083	CORTEZ TAP IFN262	1999	01999	000	0368	01	FROM FPL VS YR 1999	101000	397	0	200001	52	91					18-Jan-01
17	6081020133	DAVIS LOOP (FROM CUTLER & FLAGAMI) IFN200	1999	01999	000	0368	01	FROM FPL VS YR 1999	101000	397	0	200001	52	91					18-Jan-01
18	6081032500	GREYNOLDS	1999	01999	000	0368	01	FROM FPL VS YR 1999	101000	397	0	200001	52	91					18-Jan-01
19	6081008891	FIBSOU-FIBER REP AT PALMETTO AVE&NW 67 IFN183	1999	01999	000	0368	01	FROM FPL VS YR 1999	101000	397	0	200001	52	91					18-Jan-01
20	6081001125	FLORIDA CITY-109A9 (W/O HOMESTEAD) IFN181	1999	01999	000	0368	01	FROM FPL VS YR 1999	101000	397	0	200001	52	91					18-Jan-01
21	6081000019	100 NO BISCAYNE (FTLD TO MIA) IFN202	2000	02000	000	0368	01	2000	101000	397	0	200003	52	91					18-Jan-01
22	6081000002	GRANDE CNTRL OFFC-BLDG BELL SOUTH CO(IFN26)	2000	06027	000	0312	01	SONET RING	101000	397	0	200009	52	91					18-Jan-01
23	6021000049	ALLEGIANCE	2000	06032	000	0312	01	ALLEGIANCE	101000	397	0	200009	52	91					18-Jan-01
24	6021000009	GTE CONSTRUCTION	2000	06034	000	0312	01	GTE CONSTRUCTION	101000	397	0	200009	52	91					18-Jan-01
25	6021000019	GTE CONSTRUCTION	2000	06034	000	0312	01	GTE CONSTRUCTION	101000	397	0	200009	52	91					18-Jan-01
26	6021000029	GTE CONSTRUCTION	2000	06034	000	0312	01	GTE CONSTRUCTION	101000	397	0	200009	52	91					18-Jan-01
27	6021000039	GTE CONSTRUCTION	2000	06034	000	0312	01	GTE CONSTRUCTION	101000	397	0	200009	52	91					18-Jan-01
28	6081000019	100 NO BISCAYNE (FTLD TO MIA) IFN202	2000	07694	000	0368	01	MIAMI-DADE CITY BUILDOUT	101000	397	0	200006	52	91					18-Jan-01
29		FIBER - POST 85																	(C)
30	6013601110	DAYTONA SERVICE CENTER IFN312	1996	01996	000	0368	01	FROM FPL VS YR 1996	101000	398	0	200001	52	91					18-Jan-01
31	6043354970	MIDWAY SUBSTATION (BLDG) (IFN5)	1996	01996	000	0368	01	FROM FPL VS YR 1996	101000	398	0	200001	52	91					18-Jan-01
32	6042874250	TELECOMMUNICATION BLDG AT RANCH SUB IFN116	1996	01996	000	0368	01	FROM FPL VS YR 1996	101000	398	0	200001	52	91					18-Jan-01
33	6043309150	ST LUCIE PLANT IFN355	1996	01996	000	0368	01	FROM FPL VS YR 1996	101000	398	0	200001	52	91					18-Jan-01
34	6042814550	CORBETT SWITCHING STATION IFN77	1996	01996	000	0368	01	FROM FPL VS YR 1996	101000	398	0	200001	52	91					18-Jan-01
35	6042806010	JUNO COMPUTER OPS-COMPUTER CENTER IFN345	1996	01996	000	0368	01	FROM FPL VS YR 1996	101000	398	0	200001	52	91					18-Jan-01
36	6042804270	DELRAY WEST SERVICE CENTER IFN336	1996	01996	000	0368	01	FROM FPL VS YR 1996	101000	398	0	200001	52	91					18-Jan-01
37	6042804381	CSE-CUST SERVICE EAST (IFN130)	1996	01996	000	0368	01	FROM FPL VS YR 1996	101000	398	0	200001	52	91					18-Jan-01
38	6042804080	CUST SVC RES GEN BUS EAST IFN331	1996	01996	000	0368	01	FROM FPL VS YR 1996	101000	398	0	200001	52	91					18-Jan-01
39	6042238600	INDIANTOWN SUBSTATION IFN105	1996	01996	000	0368	01	FROM FPL VS YR 1996	101000	398	0	200001	52	91					18-Jan-01
40	6042249290	MARTIN PLANT SWITCHYARD IFN115	1996	01996	000	0368	01	FROM FPL VS YR 1996	101000	398	0	200001	52	91					18-Jan-01
41	6042209189	MARTIN PLANT BLDG. (IFN8)	1996	01996	000	0368	01	FROM FPL VS YR 1996	101000	398	0	200001	52	91					18-Jan-01
42	6070503600	C BROWARD CS C/I IFN379	1996	01996	000	0368	01	FROM FPL VS YR 1996	101000	398	0	200001	52	91					18-Jan-01
43	6070507410	CENTRAL BROWARD SERV CEN (SUNRISE) IFN383	1996	01996	000	0368	01	FROM FPL VS YR 1996	101000	398	0	200001	52	91					18-Jan-01
44	6070509089	LAUDERDALE PLANT (BLDG) (IFN3)	1996	01996	000	0368	01	FROM FPL VS YR 1996	101000	398	0	200001	52	91					18-Jan-01
45	6053005640	SARASOTA CUST SERVICES IFN375	1996	01996	000	0368	01	FROM FPL VS YR 1996	101000	398	0	200001	52	91					18-Jan-01
46	6081008530	HIALEAH AUTOMOTIVE STOREROOM IFN402	1996	01996	000	0368	01	FROM FPL VS YR 1996	101000	398	0	200001	52	91					18-Jan-01

11

18-Jan-01	20,952.83	101000	398	0	200009	52	91	FROM FPL VS YR 1998	TOLEDO BLADE SVC CTR BLDG (IFN12)	6053005519	1998	01998	000	0368	01	101000	398	0	200001	52	91	18-Jan-01
18-Jan-01	649,397.73	101000	398	0	200001	52	91	FROM FPL VS YR 1998	SR29 FIO RE-GEN (REPEATER) (BLDG) (IFN152)	6051901079	1998	01998	000	0368	01	101000	398	0	200001	52	91	18-Jan-01
18-Jan-01	249,356.59	101000	398	0	200001	52	91	FROM FPL VS YR 1998	FT MYERS-UNITED TELE CO-BLDG (IFN21-UTC)	6051905301	1998	01998	000	0368	01	101000	398	0	200001	52	91	18-Jan-01
18-Jan-01	1,036,280.37	101000	398	0	200001	52	91	FROM FPL VS YR 1998	FT MYERS (BLDG) (IFN2)	6051905309	1998	01998	000	0368	01	101000	398	0	200001	52	91	18-Jan-01
18-Jan-01	196,989.15	101000	398	0	200001	52	91	FROM FPL VS YR 1998	FT MYERS PLANT (IFN59)	6051909111	1998	01998	000	0368	01	101000	398	0	200001	52	91	18-Jan-01
18-Jan-01	931,758.03	101000	398	0	200001	52	91	FROM FPL VS YR 1998	ORLANDO POP SITE - BTI CO BLDG (IFN57)	6092600002	1998	01998	000	0368	01	101000	398	0	200001	52	91	18-Jan-01
18-Jan-01	727,740.81	101000	398	0	200001	52	91	FROM FPL VS YR 1998	TECO PLAZA/TAMPA ELEC CO/PROP SITE (IFN55)	6093700001	1998	01998	000	0368	01	101000	398	0	200001	52	91	18-Jan-01
18-Jan-01	1,424,571.39	101000	398	0	200001	52	91	FROM FPL VS YR 1998	ADMIN SVCS (BLDG) (IFN4)	6081000148	1998	01998	000	0368	01	101000	398	0	200001	52	91	18-Jan-01
18-Jan-01	210,055.18	101000	398	0	200001	52	91	FROM FPL VS YR 1999	JACKSONVILLE POP (IFN145)	6031200001	1999	01999	000	0368	01	101000	398	0	200001	52	91	18-Jan-01
18-Jan-01	366,256.41	101000	398	0	200001	52	91	FROM FPL VS YR 1999	JACKSONVILLE (IFN50)	6031200002	1999	01999	000	0368	01	101000	398	0	200001	52	91	18-Jan-01
18-Jan-01	215,229.71	101000	398	0	200001	52	91	FROM FPL VS YR 1999	BREVARD SERVICE CENTER (BLDG) (IFN142)	6020402279	1999	01999	000	0368	01	101000	398	0	200001	52	91	18-Jan-01
18-Jan-01	459,867.73	101000	398	0	200001	52	91	FROM FPL VS YR 1999	CAPE CANAVERAL PLANT (BLDG)(IFN154)	6020409133	1999	01999	000	0368	01	101000	398	0	200001	52	91	18-Jan-01
18-Jan-01	459,867.73	101000	398	0	200001	52	91	FROM FPL VS YR 1999	SANFORD PLANT (BLDG) (IFN65)	6013609079	1999	01999	000	0368	01	101000	398	0	200001	52	91	18-Jan-01
18-Jan-01	337,548.72	101000	398	0	200001	52	91	FROM FPL VS YR 1999	DAYTONA BEACH ADM SVCS (BLDG)(IFN6)	6013601109	1999	01999	000	0368	01	101000	398	0	200001	52	91	18-Jan-01
18-Jan-01	833,477.45	101000	398	0	200001	52	91	FROM FPL VS YR 1999	FLAGLER SERVICE CENTER (BLDG) (IFN7)	6011301619	1999	01999	000	0368	01	101000	398	0	200001	52	91	18-Jan-01
18-Jan-01	215,229.71	101000	398	0	200001	52	91	FROM FPL VS YR 1999	MIDWAY-E OF F BUILDING FIBER OPTIC (IFN83)	6043304862	1999	01999	000	0368	01	101000	398	0	200001	52	91	18-Jan-01
18-Jan-01	391,531.08	101000	398	0	200001	52	91	FROM FPL VS YR 1999	CSE-CUST SERVICE EAST (IFN9)	6042804389	1999	01999	000	0368	01	101000	398	0	200001	52	91	18-Jan-01
18-Jan-01	128,717.25	101000	398	0	200001	52	91	FROM FPL VS YR 1999	WEST PALM - BELLSOUTH ANNEX C O. (IFN45)	6042800099	1999	01999	000	0368	01	101000	398	0	200001	52	91	18-Jan-01
18-Jan-01	11,364.70	101000	398	0	200001	52	91	FROM FPL VS YR 1999	JUNO TRAINING & OFFICE FACILITY (IFN156)	6042800571	1999	01999	000	0368	01	101000	398	0	200001	52	91	18-Jan-01
18-Jan-01	293,894.54	101000	398	0	200001	52	91	FROM FPL VS YR 1999	MARTIN PLANT BLDG (IFN8)	6042209189	1999	01999	000	0368	01	101000	398	0	200001	52	91	18-Jan-01
18-Jan-01	294,448.92	101000	398	0	200001	52	91	FROM FPL VS YR 1999	ICI POP-DADE COUNTY AREA (IFN117)	6081000004	1999	01999	000	0368	01	101000	398	0	200001	52	91	18-Jan-01
18-Jan-01	53,499.52	101000	398	0	200001	52	91	FROM FPL VS YR 1999	BELLSOUTH C O. HOMESTEAD (IFN107)	6081000008	1999	01999	000	0368	01	101000	398	0	200001	52	91	18-Jan-01
18-Jan-01	393,809.96	101000	398	0	200001	52	91	FROM FPL VS YR 1999	SOUTHERN DIV-DADE COUNTY (DSBN-IFN13)	6081000009	1999	01999	000	0368	01	101000	398	0	200001	52	91	18-Jan-01
18-Jan-01	217,350.98	101000	398	0	200001	52	91	FROM FPL VS YR 1999	WILTEL LOCATION IFN180	6081000021	1999	01999	000	0368	01	101000	398	0	200001	52	91	18-Jan-01
18-Jan-01	428,256.03	101000	398	0	200001	52	91	FROM FPL VS YR 1999	LAUDERDALE PLANT (BLDG) (IFN3)	6070509089	1999	01999	000	0368	01	101000	398	0	200001	52	91	18-Jan-01
18-Jan-01	139,235.49	101000	398	0	200001	52	91	FROM FPL VS YR 1999	BELL FT LAUDERDALE CO. (IFN74)	6070500001	1999	01999	000	0368	01	101000	398	0	200001	52	91	18-Jan-01
18-Jan-01	296,775.72	101000	398	0	200001	52	91	FROM FPL VS YR 1999	SARASOTA EMERG SVC BLDG IFN10	6053005809	1999	01999	000	0368	01	101000	398	0	200001	52	91	18-Jan-01
18-Jan-01	299,616.90	101000	398	0	200001	52	91	FROM FPL VS YR 1999	FT MYERS FIBER OPTIC HUT (IFN68)	6051905308	1999	01999	000	0368	01	101000	398	0	200001	52	91	18-Jan-01
18-Jan-01	19,736.11	101000	398	0	200001	52	91	FROM FPL VS YR 1999	MIAMI SUBFORMERLY MIAMI PLANT SWY) IFN112	6081052250	1999	01999	000	0368	01	101000	398	0	200001	52	91	18-Jan-01
18-Jan-01	215,229.71	101000	398	0	200001	52	91	FROM FPL VS YR 1999	ORLANDO POP SITE - BTI CO. BLDG (IFN57)	6092600002	1999	01999	000	0368	01	101000	398	0	200001	52	91	18-Jan-01
18-Jan-01	296,775.88	101000	398	0	200001	52	91	FROM FPL VS YR 1999	TECO PLAZA/TAMPA ELEC CO/PROP SITE (IFN55)	6093700001	1999	01999	000	0368	01	101000	398	0	200001	52	91	18-Jan-01
18-Jan-01	699,399.57	101000	398	0	200001	52	91	FROM FPL VS YR 1999	ADMIN SVCS (BLDG) (IFN4)	6081000148	1999	01999	000	0368	01	101000	398	0	200001	52	91	18-Jan-01
18-Jan-01	9,522,669.24	101000	398	0	200003	52	91	FROM FPL VS YR 1999	100 NO BISCAYNE (FTLD TO MIA) IFN202	6081000019	2000	02000	000	0368	01	101000	398	0	200003	52	91	18-Jan-01
18-Jan-01	5,922,457.60	101000	398	0	200007	52	91	FROM FPL VS YR 1999	100 NO BISCAYNE (FTLD TO MIA) IFN202	6081000019	2000	02000	000	0368	01	101000	398	0	200007	52	91	18-Jan-01
18-Jan-01	(5,675,525.72)	101000	398	0	200009	52	91	FROM FPL VS YR 1999	LAUDERDALE PLANT (BLDG) (IFN3)	6081000022	2000	06010	000	0399	01	101000	398	0	200009	52	91	18-Jan-01
18-Jan-01	393,057.96	101000	398	0	200007	52	91	FROM FPL VS YR 1999	PFL - HOLLWOOD CC-48	6070509089	2000	06010	000	0399	01	101000	398	0	200007	52	91	18-Jan-01
18-Jan-01	125,352.26	101000	398	0	200009	52	91	FROM FPL VS YR 1999	BREVARD SERVICE CENTER (BLDG) (IFN142)	6020402279	2000	06012	000	0399	01	101000	398	0	200009	52	91	18-Jan-01
18-Jan-01	125,268.86	101000	398	0	200009	52	91	FROM FPL VS YR 1999	CAPE CANAVERAL PLANT (BLDG)(IFN154)	6020409139	2000	06012	000	0399	01	101000	398	0	200009	52	91	18-Jan-01
18-Jan-01	111,759.48	101000	398	0	200009	52	91	FROM FPL VS YR 1999	SANFORD PLANT (BLDG) (IFN65)	6013609079	2000	06012	000	0399	01	101000	398	0	200009	52	91	18-Jan-01
18-Jan-01	120,847.69	101000	398	0	200009	52	91	FROM FPL VS YR 1999	DAYTONA BEACH ADM SVCS (BLDG)(IFN6)	6013601109	2000	06012	000	0399	01	101000	398	0	200009	52	91	18-Jan-01
18-Jan-01	74,261.62	101000	398	0	200009	52	91	FROM FPL VS YR 1999	FLAGLER SERVICE CENTER (BLDG) (IFN7)	6011301619	2000	06012	000	0399	01	101000	398	0	200009	52	91	18-Jan-01
18-Jan-01	367,511.57	101000	398	0	200009	52	91	FROM FPL VS YR 1999	SONET RINGS 11 AND 12 (TAMPA POP)	6043700001	2000	06012	000	0399	01	101000	398	0	200009	52	91	18-Jan-01
18-Jan-01	117,011.20	101000	398	0	200009	52	91	FROM FPL VS YR 1999	SONET RING 11 SOUTH	6042804389	2000	06012	000	0399	01	101000	398	0	200009	52	91	18-Jan-01
18-Jan-01	158,124.02	101000	398	0	200009	52	91	FROM FPL VS YR 1999	CSE-CUST SERVICE EAST (IFN9)	6042804389	2000	06012	000	0399	01	101000	398	0	200009	52	91	18-Jan-01
18-Jan-01	130,860.27	101000	398	0	200009	52	91	FROM FPL VS YR 1999	LAUDERDALE PLANT (BLDG) (IFN3)	6070509089	2000	06012	000	0399	01	101000	398	0	200009	52	91	18-Jan-01
18-Jan-01	146,548.52	101000	398	0	200009	52	91	FROM FPL VS YR 1999	SRASOTA EMERG SVC BLDG IFN10	6053005809	2000	06012	000	0399	01	101000	398	0	200009	52	91	18-Jan-01

46
45
44
43
42
41
40
39
38
37
36
35
34
33
32
31
30
29
28
27
26
25
24
23
22
21
20
19
18
17
16
15
14
13
12
11
10
9
8
7
6
5
4
3
2
1

(B)

As of December 2000

(A) (B)

1	6081009140	TURKEY POINT PLANT IFN412	1993	01993	000	0368	01	FPL AAV CORP ACQUIRE ASSETS FROM FPL VS YR 1993	101000	395	0	200001	52	91	18-Jan
2	6081000680	TELCOM SERVICES IFN392	1993	01993	000	0368	01	FPL AAV CORP ACQUIRE ASSETS FROM FPL VS YR 1993	101000	395	0	200001	52	91	18-Jan
3	6081000790	HALEAH AUTOMOTIVE CENTER IFN393	1993	01993	000	0368	01	FPL AAV CORP ACQUIRE ASSETS FROM FPL VS YR 1993	101000	395	0	200001	52	91	18-Jan
4	6081000148	ADMIN SVCS (BLDG) (IFN4)	1993	01993	000	0368	01	FPL AAV CORP ACQUIRE ASSETS FROM FPL VS YR 1993	101000	395	0	200001	52	91	18-Jan
5	6081000149	G.O. ATRIUM	1993	01993	000	0368	01	FPL AAV CORP ACQUIRE ASSETS FROM FPL VS YR 1993	101000	395	0	200001	52	91	18-Jan
6	6081000190	MIAMI DIVISION OFFICE BLDG SRVS IFN388	1993	01993	000	0368	01	FPL AAV CORP ACQUIRE ASSETS FROM FPL VS YR 1993	101000	395	0	200001	52	91	18-Jan
7	6041830310	GLENDALE IFN122	1994	01994	000	0368	01	FPL AAV CORP ACQUIRE ASSETS FROM FPL VS YR 1994	101000	395	0	200001	52	91	18-Jan
8	6023102300	SANFORD IFN319	1994	01994	000	0368	01	FPL AAV CORP ACQUIRE ASSETS FROM FPL VS YR 1994	101000	395	0	200001	52	91	18-Jan
9	6020409139	CAPE CANAVERAL PLANT (BLDG)(IFN154)	1994	01994	000	0368	01	FPL AAV CORP ACQUIRE ASSETS FROM FPL VS YR 1994	101000	395	0	200001	52	91	18-Jan
10	6020402140	BREVARD / ROCKLEDGE D O IFN317	1994	01994	000	0368	01	FPL AAV CORP ACQUIRE ASSETS FROM FPL VS YR 1994	101000	395	0	200001	52	91	18-Jan
11	6013601000	NORTHEASTERN DIV (NNA) IFN309	1994	01994	000	0368	01	FPL AAV CORP ACQUIRE ASSETS FROM FPL VS YR 1994	101000	395	0	200001	52	91	18-Jan
12	6013601020	NORTHEASTERN DIV (NNA)DIST ENGRG IFN310	1994	01994	000	0368	01	FPL AAV CORP ACQUIRE ASSETS FROM FPL VS YR 1994	101000	395	0	200001	52	91	18-Jan
13	6013601040	NE DIV COMMERCIAL OPERATIONS IFN311	1994	01994	000	0368	01	FPL AAV CORP ACQUIRE ASSETS FROM FPL VS YR 1994	101000	395	0	200001	52	91	18-Jan
14	6013601980	NORTHEASTERN DIV OPERATIONS CENTER IFN315	1994	01994	000	0368	01	FPL AAV CORP ACQUIRE ASSETS FROM FPL VS YR 1994	101000	395	0	200001	52	91	18-Jan
15	6013609079	SANFORD PLANT (BLDG) (IFN65)	1994	01994	000	0368	01	FPL AAV CORP ACQUIRE ASSETS FROM FPL VS YR 1994	101000	395	0	200001	52	91	18-Jan
16	6012909050	PUTNAM PLANT IFN306	1994	01994	000	0368	01	FPL AAV CORP ACQUIRE ASSETS FROM FPL VS YR 1994	101000	395	0	200001	52	91	18-Jan
17	6011301819	FLAGLER SERVICE CENTER (BLDG) (IFN7)	1994	01994	000	0368	01	FPL AAV CORP ACQUIRE ASSETS FROM FPL VS YR 1994	101000	395	0	200001	52	91	18-Jan
18	6043304860	MIDWAY SUB SERVICE CENTER(ST LUCIE CO)IFN353	1994	01994	000	0368	01	FPL AAV CORP ACQUIRE ASSETS FROM FPL VS YR 1994	101000	395	0	200001	52	91	18-Jan
19	6042814550	CORBETT SWITCHING STATION IFN77	1994	01994	000	0368	01	FPL AAV CORP ACQUIRE ASSETS FROM FPL VS YR 1994	101000	395	0	200001	52	91	18-Jan
20	6042806010	JUNO COMPUTER OPS-COMPUTER CENTER IFN345	1994	01994	000	0368	01	FPL AAV CORP ACQUIRE ASSETS FROM FPL VS YR 1994	101000	395	0	200001	52	91	18-Jan
21	6042806740	EASTERN DIV REGIONAL(VILLAGE BLVD) IFN349	1994	01994	000	0368	01	FPL AAV CORP ACQUIRE ASSETS FROM FPL VS YR 1994	101000	395	0	200001	52	91	18-Jan
22	6042804000	EASTERN DIVISION ADMINISTRATION	1994	01994	000	0368	01	FPL AAV CORP ACQUIRE ASSETS FROM FPL VS YR 1994	101000	395	0	200001	52	91	18-Jan
23	6042292130	WARFIELD IFN75	1994	01994	000	0368	01	FPL AAV CORP ACQUIRE ASSETS FROM FPL VS YR 1994	101000	395	0	200001	52	91	18-Jan
24	6042209189	MARTIN PLANT BLDG. (IFN8)	1994	01994	000	0368	01	FPL AAV CORP ACQUIRE ASSETS FROM FPL VS YR 1994	101000	395	0	200001	52	91	18-Jan
25	6050605511	FRANKLIN SERVICE CENTER IFN358	1994	01994	000	0368	01	FPL AAV CORP ACQUIRE ASSETS FROM FPL VS YR 1994	101000	395	0	200001	52	91	18-Jan
26	6050805400	NAPLES IFN359	1994	01994	000	0368	01	FPL AAV CORP ACQUIRE ASSETS FROM FPL VS YR 1994	101000	395	0	200001	52	91	18-Jan
27	6050805410	NAPLES SERVICE CENTER IFN360	1994	01994	000	0368	01	FPL AAV CORP ACQUIRE ASSETS FROM FPL VS YR 1994	101000	395	0	200001	52	91	18-Jan
28	6051105110	ARCADIA SERVICE CENTER IFN361	1994	01994	000	0368	01	FPL AAV CORP ACQUIRE ASSETS FROM FPL VS YR 1994	101000	395	0	200001	52	91	18-Jan
29	6053005660	CLARK SERVICE CENTER IFN376	1994	01994	000	0368	01	FPL AAV CORP ACQUIRE ASSETS FROM FPL VS YR 1994	101000	395	0	200001	52	91	18-Jan
30	6053005711	ENGLEWOOD SERVICE CENTER IFN377	1994	01994	000	0368	01	FPL AAV CORP ACQUIRE ASSETS FROM FPL VS YR 1994	101000	395	0	200001	52	91	18-Jan
31	6052005200	BRADENTON ADM & CONS SVCS IFN368	1994	01994	000	0368	01	FPL AAV CORP ACQUIRE ASSETS FROM FPL VS YR 1994	101000	395	0	200001	52	91	18-Jan
32	6051905311	GLADIOLUS SERVICE CENTER IFN363	1994	01994	000	0368	01	FPL AAV CORP ACQUIRE ASSETS FROM FPL VS YR 1994	101000	395	0	200001	52	91	18-Jan
33	6051905314	ORTIZ SERVICE CENTER IFN364	1994	01994	000	0368	01	FPL AAV CORP ACQUIRE ASSETS FROM FPL VS YR 1994	101000	395	0	200001	52	91	18-Jan
34	6051905380	FT.MYERS SERVICE PLANNERS IFN365	1994	01994	000	0368	01	FPL AAV CORP ACQUIRE ASSETS FROM FPL VS YR 1994	101000	395	0	200001	52	91	18-Jan
35	6051908710	LAZY ACRES IFN104	1994	01994	000	0368	01	FPL AAV CORP ACQUIRE ASSETS FROM FPL VS YR 1994	101000	395	0	200001	52	91	18-Jan
36	6081024500	FLAGAMI IFN109	1994	01994	000	0368	01	FPL AAV CORP ACQUIRE ASSETS FROM FPL VS YR 1994	101000	395	0	200001	52	91	18-Jan
37	6081008740	PRINCETON SERVICE CENTER IFN405	1994	01994	000	0368	01	FPL AAV CORP ACQUIRE ASSETS FROM FPL VS YR 1994	101000	395	0	200001	52	91	18-Jan
38	6081008890	SO DIV TRANSMISSION SRV CENTER-STN IFN411	1994	01994	000	0368	01	FPL AAV CORP ACQUIRE ASSETS FROM FPL VS YR 1994	101000	395	0	200001	52	91	18-Jan
39	6081009550	SYSTEM OPERATIONS ADMINISTRATIVE IFN413	1994	01994	000	0368	01	FPL AAV CORP ACQUIRE ASSETS FROM FPL VS YR 1994	101000	395	0	200001	52	91	18-Jan
40	6081003100	BELL IFN96	1994	01994	000	0368	01	FPL AAV CORP ACQUIRE ASSETS FROM FPL VS YR 1994	101000	395	0	200001	52	91	18-Jan
41	6081000790	HALEAH AUTOMOTIVE CENTER IFN393	1994	01994	000	0368	01	FPL AAV CORP ACQUIRE ASSETS FROM FPL VS YR 1994	101000	395	0	200001	52	91	18-Jan
42	6081000148	ADMIN SVCS (BLDG) (IFN4)	1994	01994	000	0368	01	FPL AAV CORP ACQUIRE ASSETS FROM FPL VS YR 1994	101000	395	0	200001	52	91	18-Jan
43	6081000190	MIAMI DIVISION OFFICE BLDG SRVS IFN388	1994	01994	000	0368	01	FPL AAV CORP ACQUIRE ASSETS FROM FPL VS YR 1994	101000	395	0	200001	52	91	18-Jan
44	6081000500	EQUIPMENT REPAIR CENTER IFN391	1994	01994	000	0368	01	FPL AAV CORP ACQUIRE ASSETS FROM FPL VS YR 1994	101000	395	0	200001	52	91	18-Jan
45	6042806740	EASTERN DIV REGIONAL(VILLAGE BLVD) IFN349	1995	01995	000	0368	01	FPL AAV CORP ACQUIRE ASSETS FROM FPL VS YR 1995	101000	395	0	200001	52	91	18-Jan
46	6042804381	CSE-CUST SERVICE EAST (IFN130)	1995	01995	000	0368	01	FPL AAV CORP ACQUIRE ASSETS FROM FPL VS YR 1995	101000	395	0	200001	52	91	18-Jan
47	6070514030	CONSERVATION 500KV-230-23KV IFN 129	1995	01995	000	0368	01	FPL AAV CORP ACQUIRE ASSETS FROM FPL VS YR 1995	101000	395	0	200001	52	91	18-Jan

(C)

As of [nber 2000

1	6053003540	SARASOTA CS C1 IFN372	1995	01995	000	0368	01	FPL AAV CORP ACQUIRE ASSETS FROM FPL VS YR 1995	101000	395	0	200001	52	91	[REDACTED]	[REDACTED]	18-Jan-
2	6053005610	SARASOTA SERVICE CENTER IFN374	1995	01995	000	0368	01	FPL AAV CORP ACQUIRE ASSETS FROM FPL VS YR 1995	101000	395	0	200001	52	91	[REDACTED]	[REDACTED]	18-Jan-
3	6081008600	MIAMI CENTRAL STOREROOM IFN403	1995	01995	000	0368	01	FPL AAV CORP ACQUIRE ASSETS FROM FPL VS YR 1995	101000	395	0	200001	52	91	[REDACTED]	[REDACTED]	18-Jan-
4	6081009140	TURKEY POINT PLANT IFN412	1995	01995	000	0368	01	FPL AAV CORP ACQUIRE ASSETS FROM FPL VS YR 1995	101000	395	0	200001	52	91	[REDACTED]	[REDACTED]	18-Jan-
5	6091000148	ADMIN SVCS (BLDG) (IFN4)	1995	01995	000	0368	01	FPL AAV CORP ACQUIRE ASSETS FROM FPL VS YR 1995	101000	395	0	200001	52	91	[REDACTED]	[REDACTED]	18-Jan-
6		Electronics - Pre 1996								Total							

(A)

(B)

(A)

43-2
18-20

43-2

(A)

FPL FiberNet
Fiber Miles
Redeemed to FPL Utility

WY 2001
8/5 7/11/01

		(A)	Miles (B) Miles
1	43-3/1	South Area	[REDACTED]
2	43-3/2	East Area	[REDACTED]
3	43-3/3	North Area	[REDACTED]
4	43-3/4	West Area	[REDACTED]
5			
6		Per Company 43-	[REDACTED]
7		difference	[REDACTED]
8		(43-1)	[REDACTED]
9		Change in meter as	
10			[REDACTED]
11		also changed	
12		meter fiber was (43-1)	[REDACTED]
13		Change in	[REDACTED]
14		NOTE: 43-3	
15		1 2 3 4	
16		Indicated the fiber miles from	
17		point to point. These sections	
18		summarize the maps prepared	
19		by engineer to measure the miles	
20		Point to Point miles on these work orders	
21		were traced to the maps & agreed.	
22		The maps were returned to FPL	

43-3

(A)

(B)

(C)

(D)

FPL UTILITY DEDICATED - SOUTH AREA

AREA	FROM	TO	SYSTEM	BANDWIDTH	USAGE	FIBERS	FIBER ROUTE	CABLE SIZE	TYPE	DIST.	FIBER /FT	FIBER MILES
7	SOT	ANDYTOWN TEL				8	[REDACTED]	16	ADSS	[REDACTED]	[REDACTED]	[REDACTED]
						8		16	OPGW			
						8		16	ADSS			
						8		36	ADSS			
						8		48	OPGW			
8	36	ADDC										
8	SOT	214U18	DARK FIBER			8	[REDACTED]	16	ADSS	[REDACTED]	[REDACTED]	[REDACTED]
						8		16	ADSS			
9	LEVEE	ANDYTOWN RELAY PIC				2	[REDACTED]	16	ADDC	[REDACTED]	[REDACTED]	[REDACTED]
						2		16	OPGW			
						2		36	ADSS			
						2		20	ADDC			
						2		26	OPGW			
						2		22	OPGW			
						2		28	ADDC			
						2		36	OPGW			
						2		22	OPGW			
						2		18	OPGW			
						2		18	ADDC			
						2		16	OPGW			
						2		16	ADDC			
10	ANDYTOWN RELAY PIC	A115U4 #1				8	[REDACTED]	16	ADDC	[REDACTED]	[REDACTED]	[REDACTED]
						8		16	OPGW			
						8		18	ADDC			
						8		20	OPGW			
11	ANDYTOWN RELAY PIC	Bay 3E	DARK FIBER			8	[REDACTED]	16	ADDC	[REDACTED]	[REDACTED]	[REDACTED]
						8		16	ADDC			
12	GO	LFO	ASYNCR 135 MB	3 DS3's	CORP VIDEO	4	[REDACTED]	12	ADSS	[REDACTED]	[REDACTED]	[REDACTED]
						4		12	OPGW			
						4		12	ADSS			
						4		12	OPGW			
						4		6	OPGW			
4	8	ADDC										
13	GO	LFO	SONET IMT-150 RING CONFIG.	3 DS3's = 1 OC3	CHANNELIZED	4	[REDACTED]	12	ADSS	[REDACTED]	[REDACTED]	[REDACTED]
						4		12	OPGW			
						4		12	ADSS			
						4		12	OPGW			
						4		6	OPGW			
4	8	ADDC										
14	GO	LFO	SONET IMT-150 RING CONFIG.	3 DS3's = 1 OC3	CHANNELIZED	4	[REDACTED]	12	ADSS	[REDACTED]	[REDACTED]	[REDACTED]
						4		12	OPGW			
						4		12	ADSS			
						4		12	OPGW			
						4		6	OPGW			
4	8	ADDC										
15	GO	LFO	SONET IMT-150 RING CONFIG.	3 DS3's = 1 OC3	CHANNELIZED	4	[REDACTED]	12	ADSS	[REDACTED]	[REDACTED]	[REDACTED]
						4		12	OPGW			
						4		12	ADSS			
						4		12	OPGW			
						4		6	OPGW			
4	8	ADDC										
16	GO	LFO	SONET IMT-150 RING CONFIG.	3 DS3's = 1 OC3	CHANNELIZED	4	[REDACTED]	12	ADSS	[REDACTED]	[REDACTED]	[REDACTED]
						4		12	OPGW			
						4		12	ADSS			
						4		12	OPGW			
						4		6	OPGW			
4	8	ADDC										
17	GO	LFO	SONET IMT-150 RING CONFIG.	3 DS3's = 1 OC3	CHANNELIZED	4	[REDACTED]	12	ADSS	[REDACTED]	[REDACTED]	[REDACTED]
						4		12	OPGW			
						4		12	ADSS			
						4		12	OPGW			
						4		6	OPGW			
4	8	ADDC										
18	GO	LFO	SONET IMT-150 RING CONFIG.	3 DS3's = 1 OC3	CHANNELIZED	4	[REDACTED]	12	ADSS	[REDACTED]	[REDACTED]	[REDACTED]
						4		12	OPGW			
						4		12	ADSS			
						4		12	OPGW			
						4		6	OPGW			
4	8	ADDC										
19	GO	LFO	SONET IMT-150 RING CONFIG.	3 DS3's = 1 OC3	CHANNELIZED	4	[REDACTED]	12	ADSS	[REDACTED]	[REDACTED]	[REDACTED]
						4		12	OPGW			
						4		12	ADSS			
						4		12	OPGW			
						4		6	OPGW			
4	8	ADDC										
20	GO	LFO	SONET IMT-150 RING CONFIG.	3 DS3's = 1 OC3	CHANNELIZED	4	[REDACTED]	12	ADSS	[REDACTED]	[REDACTED]	[REDACTED]
						4		12	OPGW			
						4		12	ADSS			
						4		12	OPGW			
						4		6	OPGW			
4	8	ADDC										
21	GO	LFO	SONET IMT-150 RING CONFIG.	3 DS3's = 1 OC3	CHANNELIZED	4	[REDACTED]	12	ADSS	[REDACTED]	[REDACTED]	[REDACTED]
						4		12	OPGW			
						4		12	ADSS			
						4		12	OPGW			
						4		6	OPGW			
4	8	ADDC										
22	GO	LFO	SONET IMT-150 RING CONFIG.	3 DS3's = 1 OC3	CHANNELIZED	4	[REDACTED]	12	ADSS	[REDACTED]	[REDACTED]	[REDACTED]
						4		12	OPGW			
						4		12	ADSS			
						4		12	OPGW			
						4		6	OPGW			
4	8	ADDC										
23	GO	LFO	SONET IMT-150 RING CONFIG.	3 DS3's = 1 OC3	CHANNELIZED	4	[REDACTED]	12	ADSS	[REDACTED]	[REDACTED]	[REDACTED]
						4		12	OPGW			
						4		12	ADSS			
						4		12	OPGW			
						4		6	OPGW			
4	8	ADDC										
24	GO	LFO	SONET IMT-150 RING CONFIG.	3 DS3's = 1 OC3	CHANNELIZED	4	[REDACTED]	12	ADSS	[REDACTED]	[REDACTED]	[REDACTED]
						4		12	OPGW			
						4		12	ADSS			
						4		12	OPGW			
						4		6	OPGW			
4	8	ADDC										
25	GO	LFO	SONET IMT-150 RING CONFIG.	3 DS3's = 1 OC3	CHANNELIZED	4	[REDACTED]	12	ADSS	[REDACTED]	[REDACTED]	[REDACTED]
						4		12	OPGW			
						4		12	ADSS			
						4		12	OPGW			
						4		6	OPGW			
4	8	ADDC										
26	GO	LFO	SONET IMT-150 RING CONFIG.	3 DS3's = 1 OC3	CHANNELIZED	4	[REDACTED]	12	ADSS	[REDACTED]	[REDACTED]	[REDACTED]
						4		12	OPGW			
						4		12	ADSS			
						4		12	OPGW			
						4		6	OPGW			
4	8	ADDC										
27	GO	LFO	SONET IMT-150 RING CONFIG.	3 DS3's = 1 OC3	CHANNELIZED	4	[REDACTED]	12	ADSS	[REDACTED]	[REDACTED]	[REDACTED]
						4		12	OPGW			
						4		12	ADSS			
						4		12	OPGW			
						4		6	OPGW			
4	8	ADDC										
28	GO	LFO	SONET IMT-150 RING CONFIG.	3 DS3's = 1 OC3	CHANNELIZED	4	[REDACTED]	12	ADSS	[REDACTED]	[REDACTED]	[REDACTED]
						4		12	OPGW			
						4		12	ADSS			
						4		12	OPGW			
						4		6	OPGW			
4	8	ADDC										
29	GO	LFO	SONET IMT-150 RING CONFIG.	3 DS3's = 1 OC3	CHANNELIZED	4	[REDACTED]	12	ADSS	[REDACTED]	[REDACTED]	[REDACTED]
						4		12	OPGW			
						4		12	ADSS			
						4		12	OPGW			
						4		6	OPGW			
4	8	ADDC										
30	GO	LFO	SONET IMT-150 RING CONFIG.	3 DS3's = 1 OC3	CHANNELIZED	4	[REDACTED]	12	ADSS	[REDACTED]	[REDACTED]	[REDACTED]
						4		12	OPGW			
						4		12	ADSS			
						4		12	OPGW			
						4		6	OPGW			
4	8	ADDC										
31	GO	LFO	SONET IMT-150 RING CONFIG.	3 DS3's = 1 OC3	CHANNELIZED	4	[REDACTED]	12	ADSS	[REDACTED]	[REDACTED]	[REDACTED]
						4		12	OPGW			
						4		12	ADSS			
						4		12	OPGW			
						4		6	OPGW			
4	8	ADDC										
32	GO	LFO	SONET IMT-150 RING CONFIG.	3 DS3's = 1 OC3	CHANNELIZED	4	[REDACTED]	12	ADSS	[REDACTED]	[REDACTED]	[REDACTED]
						4		12	OPGW			
						4		12	ADSS			
						4		12	OPGW			
						4		6	OPGW			
4	8	ADDC										
33	GO	LFO	SONET IMT-150 RING CONFIG.	3 DS3's = 1 OC3	CHANNELIZED	4	[REDACTED]	12	ADSS	[REDACTED]	[REDACTED]	[REDACTED]
						4		12	OPGW			
						4		12	ADSS			
						4		12	OPGW			
						4		6	OPGW			
4	8	ADDC										
34	GO	LFO	SONET IMT-150 RING CONFIG.	3 DS3's = 1 OC3	CHANNELIZED	4	[REDACTED]	12	ADSS	[REDACTED]	[REDACTED]	[REDACTED]
						4		12	OPGW			
						4		12	ADSS			
						4		12	OPGW			
						4		6	OPGW			
4	8	ADDC										
35	GO	LFO	SONET IMT-150 RING CONFIG.	3 DS3's = 1 OC3	CHANNELIZED	4	[REDACTED]	12	ADSS	[REDACTED]	[REDACTED]	[REDACTED]
						4		12	OPGW			
						4		12	ADSS			
						4		12	OPGW			
						4		6	OPGW			
4	8	ADDC										

7
8
9
10
11
12
13
14
15
16
17
18
19
20
21
22
23
24
25
26
27
28
29
30
31
32
33
34
35

(A)

(3)

4

FPL UTILITY DEDICATED - SOUTH AREA

AREA	FROM	TO	SYSTEM	BANDWIDTH	USAGE	FIBERS	FIBER ROUTE	CABLE SIZE	TYPE	DIST.	FIBER FT	FIBER MILES
1	GO	MCE	SONET TM7-150 LINEAR CONFG	3 DS3 * = 1 OC3 1-DS3 1-DS3 1-DS3	CHANNELIZED CORP VIDEO ATM	4	[REDACTED]	12	ADSS OPGW ADSS	[REDACTED]	[REDACTED]	[REDACTED]
2	LFO	MCE				4	[REDACTED]	8	ADSS OPGW ADSS	[REDACTED]	[REDACTED]	[REDACTED]
3						4	[REDACTED]	8	ADSS OPGW ADSS	[REDACTED]	[REDACTED]	[REDACTED]
4						4	[REDACTED]	8	ADSS OPGW ADSS	[REDACTED]	[REDACTED]	[REDACTED]
5						4	[REDACTED]	8	ADSS OPGW ADSS	[REDACTED]	[REDACTED]	[REDACTED]
6						4	[REDACTED]	8	ADSS OPGW ADSS	[REDACTED]	[REDACTED]	[REDACTED]
7						4	[REDACTED]	8	ADSS OPGW ADSS	[REDACTED]	[REDACTED]	[REDACTED]
8						4	[REDACTED]	8	ADSS OPGW ADSS	[REDACTED]	[REDACTED]	[REDACTED]
9						4	[REDACTED]	8	ADSS OPGW ADSS	[REDACTED]	[REDACTED]	[REDACTED]
10						4	[REDACTED]	8	ADSS OPGW ADSS	[REDACTED]	[REDACTED]	[REDACTED]
11						4	[REDACTED]	8	ADSS OPGW ADSS	[REDACTED]	[REDACTED]	[REDACTED]
12						4	[REDACTED]	8	ADSS OPGW ADSS	[REDACTED]	[REDACTED]	[REDACTED]
13						4	[REDACTED]	8	ADSS OPGW ADSS	[REDACTED]	[REDACTED]	[REDACTED]
14						4	[REDACTED]	8	ADSS OPGW ADSS	[REDACTED]	[REDACTED]	[REDACTED]
15						4	[REDACTED]	8	ADSS OPGW ADSS	[REDACTED]	[REDACTED]	[REDACTED]
16						4	[REDACTED]	8	ADSS OPGW ADSS	[REDACTED]	[REDACTED]	[REDACTED]
17						4	[REDACTED]	8	ADSS OPGW ADSS	[REDACTED]	[REDACTED]	[REDACTED]
18						4	[REDACTED]	8	ADSS OPGW ADSS	[REDACTED]	[REDACTED]	[REDACTED]
19						4	[REDACTED]	8	ADSS OPGW ADSS	[REDACTED]	[REDACTED]	[REDACTED]
20						4	[REDACTED]	8	ADSS OPGW ADSS	[REDACTED]	[REDACTED]	[REDACTED]
21						4	[REDACTED]	8	ADSS OPGW ADSS	[REDACTED]	[REDACTED]	[REDACTED]
22						4	[REDACTED]	8	ADSS OPGW ADSS	[REDACTED]	[REDACTED]	[REDACTED]
23						4	[REDACTED]	8	ADSS OPGW ADSS	[REDACTED]	[REDACTED]	[REDACTED]
24						4	[REDACTED]	8	ADSS OPGW ADSS	[REDACTED]	[REDACTED]	[REDACTED]
25						4	[REDACTED]	8	ADSS OPGW ADSS	[REDACTED]	[REDACTED]	[REDACTED]
26						4	[REDACTED]	8	ADSS OPGW ADSS	[REDACTED]	[REDACTED]	[REDACTED]
27						4	[REDACTED]	8	ADSS OPGW ADSS	[REDACTED]	[REDACTED]	[REDACTED]
28						4	[REDACTED]	8	ADSS OPGW ADSS	[REDACTED]	[REDACTED]	[REDACTED]
29						4	[REDACTED]	8	ADSS OPGW ADSS	[REDACTED]	[REDACTED]	[REDACTED]
30						4	[REDACTED]	8	ADSS OPGW ADSS	[REDACTED]	[REDACTED]	[REDACTED]
31						4	[REDACTED]	8	ADSS OPGW ADSS	[REDACTED]	[REDACTED]	[REDACTED]
32						4	[REDACTED]	8	ADSS OPGW ADSS	[REDACTED]	[REDACTED]	[REDACTED]
33						4	[REDACTED]	8	ADSS OPGW ADSS	[REDACTED]	[REDACTED]	[REDACTED]
34						4	[REDACTED]	8	ADSS OPGW ADSS	[REDACTED]	[REDACTED]	[REDACTED]
35						4	[REDACTED]	8	ADSS OPGW ADSS	[REDACTED]	[REDACTED]	[REDACTED]
36						4	[REDACTED]	8	ADSS OPGW ADSS	[REDACTED]	[REDACTED]	[REDACTED]
37						4	[REDACTED]	8	ADSS OPGW ADSS	[REDACTED]	[REDACTED]	[REDACTED]
38						4	[REDACTED]	8	ADSS OPGW ADSS	[REDACTED]	[REDACTED]	[REDACTED]
39						4	[REDACTED]	8	ADSS OPGW ADSS	[REDACTED]	[REDACTED]	[REDACTED]
40						4	[REDACTED]	8	ADSS OPGW ADSS	[REDACTED]	[REDACTED]	[REDACTED]
41						4	[REDACTED]	8	ADSS OPGW ADSS	[REDACTED]	[REDACTED]	[REDACTED]
42						4	[REDACTED]	8	ADSS OPGW ADSS	[REDACTED]	[REDACTED]	[REDACTED]
43						4	[REDACTED]	8	ADSS OPGW ADSS	[REDACTED]	[REDACTED]	[REDACTED]
44						4	[REDACTED]	8	ADSS OPGW ADSS	[REDACTED]	[REDACTED]	[REDACTED]
45						4	[REDACTED]	8	ADSS OPGW ADSS	[REDACTED]	[REDACTED]	[REDACTED]
46						4	[REDACTED]	8	ADSS OPGW ADSS	[REDACTED]	[REDACTED]	[REDACTED]
47						4	[REDACTED]	8	ADSS OPGW ADSS	[REDACTED]	[REDACTED]	[REDACTED]
48						4	[REDACTED]	8	ADSS OPGW ADSS	[REDACTED]	[REDACTED]	[REDACTED]
49						4	[REDACTED]	8	ADSS OPGW ADSS	[REDACTED]	[REDACTED]	[REDACTED]
50						4	[REDACTED]	8	ADSS OPGW ADSS	[REDACTED]	[REDACTED]	[REDACTED]

A

B

C

D

A

FPL UTILITY DEDICATED - SOUTH AREA

AREA	FROM	TO	SYSTEM	BANDWIDTH	USAGE	FIBERS	FIBER INQUIRY	CABLE SIZE	TYPE	DIST.	FIBER/FT	FIBER MILES
37	FROM TMC	A16001				2	[REDACTED]	12	ADDC		[REDACTED]	
38						2	[REDACTED]	16	ADSS		[REDACTED]	
39						2	[REDACTED]	36	ADSS		[REDACTED]	
40						2	[REDACTED]	16	ADSS		[REDACTED]	
41						2	[REDACTED]	16	ADSS		[REDACTED]	
42						2	[REDACTED]	16	ADSS		[REDACTED]	
43						2	[REDACTED]	16	ADSS		[REDACTED]	
44						2	[REDACTED]	16	ADSS		[REDACTED]	
45						2	[REDACTED]	12	ADDC		[REDACTED]	
46						2	[REDACTED]	16	ADSS		[REDACTED]	
47						2	[REDACTED]	16	ADSS		[REDACTED]	
48						2	[REDACTED]	16	ADSS		[REDACTED]	
49						2	[REDACTED]	16	ADSS		[REDACTED]	
50						2	[REDACTED]	16	ADSS		[REDACTED]	
51						2	[REDACTED]	16	ADSS		[REDACTED]	
52						2	[REDACTED]	16	ADSS		[REDACTED]	
53						2	[REDACTED]	16	ADSS		[REDACTED]	
54						2	[REDACTED]	16	ADSS		[REDACTED]	
55						2	[REDACTED]	16	ADSS		[REDACTED]	
56						2	[REDACTED]	16	ADSS		[REDACTED]	
57						2	[REDACTED]	16	ADSS		[REDACTED]	
58						2	[REDACTED]	16	ADSS		[REDACTED]	
59						2	[REDACTED]	16	ADSS		[REDACTED]	
60						2	[REDACTED]	16	ADSS		[REDACTED]	
61						2	[REDACTED]	16	ADSS		[REDACTED]	
62						2	[REDACTED]	16	ADSS		[REDACTED]	
63						2	[REDACTED]	16	ADSS		[REDACTED]	
64						2	[REDACTED]	16	ADSS		[REDACTED]	
65						2	[REDACTED]	16	ADSS		[REDACTED]	
66						2	[REDACTED]	16	ADSS		[REDACTED]	
67						2	[REDACTED]	16	ADSS		[REDACTED]	
68						2	[REDACTED]	16	ADSS		[REDACTED]	
69						2	[REDACTED]	16	ADSS		[REDACTED]	
70						2	[REDACTED]	16	ADSS		[REDACTED]	
71						2	[REDACTED]	16	ADSS		[REDACTED]	
72						2	[REDACTED]	16	ADSS		[REDACTED]	
73						2	[REDACTED]	16	ADSS		[REDACTED]	
74						2	[REDACTED]	16	ADSS		[REDACTED]	
75						2	[REDACTED]	16	ADSS		[REDACTED]	
76						2	[REDACTED]	16	ADSS		[REDACTED]	
77						2	[REDACTED]	16	ADSS		[REDACTED]	
78						2	[REDACTED]	16	ADSS		[REDACTED]	
79						2	[REDACTED]	16	ADSS		[REDACTED]	
80						2	[REDACTED]	16	ADSS		[REDACTED]	
81						2	[REDACTED]	16	ADSS		[REDACTED]	
82						2	[REDACTED]	16	ADSS		[REDACTED]	
83						2	[REDACTED]	16	ADSS		[REDACTED]	
84						2	[REDACTED]	16	ADSS		[REDACTED]	
85						2	[REDACTED]	16	ADSS		[REDACTED]	
86						2	[REDACTED]	16	ADSS		[REDACTED]	
87						2	[REDACTED]	16	ADSS		[REDACTED]	
88						2	[REDACTED]	16	ADSS		[REDACTED]	
89						2	[REDACTED]	16	ADSS		[REDACTED]	
90						2	[REDACTED]	16	ADSS		[REDACTED]	
91						2	[REDACTED]	16	ADSS		[REDACTED]	
92						2	[REDACTED]	16	ADSS		[REDACTED]	
93						2	[REDACTED]	16	ADSS		[REDACTED]	
94						2	[REDACTED]	16	ADSS		[REDACTED]	
95						2	[REDACTED]	16	ADSS		[REDACTED]	
96						2	[REDACTED]	16	ADSS		[REDACTED]	
97						2	[REDACTED]	16	ADSS		[REDACTED]	
98						2	[REDACTED]	16	ADSS		[REDACTED]	
99						2	[REDACTED]	16	ADSS		[REDACTED]	
100						2	[REDACTED]	16	ADSS		[REDACTED]	

47
48

(A)

(B)

(C)

(D)

(9)

(A)

FPL UTILITY DEDICATED - SOUTH AREA

AREA	FROM	TO	SYSTEM	BANDWIDTH	USAGE	FIBERS	FIBER ROUTE	CABLE SIZE	TYPE	DIST.	FIBER FT	FIBER MILES
1	AOB TEL RM	SUNRISE SC				1	[REDACTED]	8	ADDC			
2						1	[REDACTED]	16	ADSS			
3						1	[REDACTED]	16	ADSS			
4						1	[REDACTED]	28	OPGW			
5						1	[REDACTED]	28	ADDC			
6						1	[REDACTED]	28	OPGW			
7						1	[REDACTED]	16	ADDC			
8	SUNRISE SC	RANGELINE SC				1	[REDACTED]	28	OPGW			
9						1	[REDACTED]	28	ADDC			
10						1	[REDACTED]	28	ADDC			
11						1	[REDACTED]	28	OPGW			
12						1	[REDACTED]	28	OPGW			
13						1	[REDACTED]	28	ADDC			
14						1	[REDACTED]	8	ADDC			
15						1	[REDACTED]	28	ADDC			
16						1	[REDACTED]	12	ADDC			
17						1	[REDACTED]	12	ADDC			
18	TRADESWIND RELAY	BHOWARD SUB	DARK FIBER			8	[REDACTED]	8	ADDC			
19						8	[REDACTED]	8	ADDC			
20						8	[REDACTED]	8	ADDC			
21	POMPANO	FT. LAUD. MAIN CO.				2	[REDACTED]	24	ADSS			
22						2	[REDACTED]	24	OPGW			
23						2	[REDACTED]	24	OPGW			
24						2	[REDACTED]	24	OPGW			
25						2	[REDACTED]	36	ADDC			
26						2	[REDACTED]	36	ADDC			
27						2	[REDACTED]	36	ADDC			
28						2	[REDACTED]	36	ADDC			
29						2	[REDACTED]	36	ADDC			
30	SISTRUNK MALEAH	1209	DARK FIBER			12	[REDACTED]	24	ADDC			
31						12	[REDACTED]	24	ADDC			
32	SISTRUNK MALEAH	PFL TEL RM				1	[REDACTED]	24	ADDC			
33						1	[REDACTED]	24	OPGW			
34						1	[REDACTED]	24	ADSS			
35						1	[REDACTED]	24	ADSS			
36						1	[REDACTED]	24	ADSS			
37						1	[REDACTED]	36	ADDC			
38						1	[REDACTED]	24	ADDC			
39	SISTRUNK MALEAH	PPE ADMIN				1	[REDACTED]	24	ADDC			
40						1	[REDACTED]	24	OPGW			
41						1	[REDACTED]	24	OPGW			
42						1	[REDACTED]	24	ADDC			
43						1	[REDACTED]	24	ADDC			
44						1	[REDACTED]	24	ADDC			
45						1	[REDACTED]	24	ADDC			
46						1	[REDACTED]	24	ADDC			
47						1	[REDACTED]	24	ADDC			
48						1	[REDACTED]	24	ADDC			
49						1	[REDACTED]	24	ADDC			

48
49

(A)

(B)

(C)

(D)

(A)

(7)

(A)

(B)

(C)

(D)

FPL UTILITY DEDICATED - SOUTH AREA													
AREA	FROM	TO	SYSTEM	BANDWIDTH	USAGE	FIBERS	FIBER ROUTE	CABLE SIZE	TYPE	DIST.	FIBER FT	FIBER MILES	
1	PPE SWYD RELAY	HOLLYWOOD CO				4	[REDACTED]	36	ADSS	[REDACTED]	[REDACTED]	[REDACTED]	
2						4		36	ADSS				
3						4		32	OPGW				
4						4		36	ADSS				
5						4		36	ADSS				
6						4		36	ADSS				
7	PPE ADMIN	165C1	DARK FIBER			16	[REDACTED]	24	ADDB	[REDACTED]	[REDACTED]	[REDACTED]	
8						4		24	ADDB				
9	PPE ADMIN	PFL TEL RM				4	[REDACTED]	24	OPGW	[REDACTED]	[REDACTED]	[REDACTED]	
10						4		24	OPGW				
11						4		24	ADSS				
12						4		24	ADSS				
13						4		24	ADDC				
14						4		24	ADSS				
15						4		24	ADSS				
16	DUMFOUNDLING	GREYHOLDS	DARK FIBER			16	[REDACTED]	16	ADDC	[REDACTED]	[REDACTED]	[REDACTED]	
17						8		16	ADSS				
18						16		16	ADSS				
19						8		16	ADSS				
20						16		16	ADSS				
21	[REDACTED]	[REDACTED]	[REDACTED]	[REDACTED]	[REDACTED]	[REDACTED]	[REDACTED]	16	ADSS	[REDACTED]	[REDACTED]	[REDACTED]	
22								8	16				ADSS
23								8	16				ADSS
24								16	16				ADSS
25	[REDACTED]	[REDACTED]	[REDACTED]	[REDACTED]	[REDACTED]	[REDACTED]	[REDACTED]	[REDACTED]	[REDACTED]	[REDACTED]	[REDACTED]	[REDACTED]	

26

27

(A)

EA =

[REDACTED]

(43-3)

(8)

(A)

(B)

(C)

(D)

1
2
3
4
5
6
7
8
9
10
11
12
13
14
15
16
17
18
19
20
21
22
23
24
25
26
27
28
29
30
31
32
33
34
35
36
37
38
39
40
41
42
43
44
45
46
47
48
49

FPL UTILITY DEDICATED - EAST AREA

AREA	FROM	TO	SYSTEM	BANDWIDTH	USAGE	FIBERS	CABLE ROUTE	CABLE SIZE	TYPE	DIST	FIBER/FT	FIBER MILES
	PLUMOSUS	138kv Relay Vault P/C				4	[REDACTED]	8	ADDC	[REDACTED]	[REDACTED]	[REDACTED]
						4	[REDACTED]	16	ADSS	[REDACTED]	[REDACTED]	[REDACTED]
						4	[REDACTED]	24	OPGW	[REDACTED]	[REDACTED]	[REDACTED]
						4	[REDACTED]	16	ADDC	[REDACTED]	[REDACTED]	[REDACTED]
						4	[REDACTED]	16	ADSS	[REDACTED]	[REDACTED]	[REDACTED]
						4	[REDACTED]	24	OPGW	[REDACTED]	[REDACTED]	[REDACTED]
						4	[REDACTED]	12	OPGW	[REDACTED]	[REDACTED]	[REDACTED]
						4	[REDACTED]	24	ADDC	[REDACTED]	[REDACTED]	[REDACTED]
						4	[REDACTED]	16	ADSS	[REDACTED]	[REDACTED]	[REDACTED]
						4	[REDACTED]	8	ADDC	[REDACTED]	[REDACTED]	[REDACTED]
	PLUMOSUS	BRIDGE				4	[REDACTED]	8	ADDC	[REDACTED]	[REDACTED]	[REDACTED]
						4	[REDACTED]	16	ADSS	[REDACTED]	[REDACTED]	[REDACTED]
						4	[REDACTED]	16	ADSS	[REDACTED]	[REDACTED]	[REDACTED]
						4	[REDACTED]	16	OPGW	[REDACTED]	[REDACTED]	[REDACTED]
						4	[REDACTED]	16	ADSS	[REDACTED]	[REDACTED]	[REDACTED]
						4	[REDACTED]	16	OPGW	[REDACTED]	[REDACTED]	[REDACTED]
						4	[REDACTED]	24	ADDC	[REDACTED]	[REDACTED]	[REDACTED]
	PLUMOSUS	HOBE				8	[REDACTED]	36	ADSS	[REDACTED]	[REDACTED]	[REDACTED]
						8	[REDACTED]	16	OPGW	[REDACTED]	[REDACTED]	[REDACTED]
						8	[REDACTED]	48	ADDC	[REDACTED]	[REDACTED]	[REDACTED]
						8	[REDACTED]	16	OPGW	[REDACTED]	[REDACTED]	[REDACTED]
						8	[REDACTED]	20	OPGW	[REDACTED]	[REDACTED]	[REDACTED]
						8	[REDACTED]	36	OPGW	[REDACTED]	[REDACTED]	[REDACTED]
						8	[REDACTED]	8	ADDC	[REDACTED]	[REDACTED]	[REDACTED]
	HOBE	BRIDGE				8	[REDACTED]	8	ADDC	[REDACTED]	[REDACTED]	[REDACTED]
						8	[REDACTED]	16	OPGW	[REDACTED]	[REDACTED]	[REDACTED]
						8	[REDACTED]	24	ADDC	[REDACTED]	[REDACTED]	[REDACTED]
	COVE RELAY	203D1	DARK FIBER DARK FIBER			8 16	[REDACTED]	8 16	ADDC OPGW	[REDACTED]	[REDACTED]	[REDACTED]
	HILLS RELAY	216D4	DARK FIBER			20	[REDACTED]	24	ADDC	[REDACTED]	[REDACTED]	[REDACTED]
	HILLS RELAY	OLYMPIA				4	[REDACTED]	24	ADDC	[REDACTED]	[REDACTED]	[REDACTED]
						4	[REDACTED]	20	OPGW	[REDACTED]	[REDACTED]	[REDACTED]
						4	[REDACTED]	36	OPGW	[REDACTED]	[REDACTED]	[REDACTED]
						4	[REDACTED]	12	ADDC	[REDACTED]	[REDACTED]	[REDACTED]

(B)

(C)

(A)

(B)

(C)

(D)

FPL UTILITY DEDICATED - EAST AREA

AREA	FROM	TO	SYSTEM	BANDWIDTH	USAGE	FIBERS	CABLE ROUTE	CABLE SIZE	TYPE	DIST	FIBER/FT	FIBER MILE ²
	OLYMPIA	INDIANTOWN				6	[REDACTED]	12	ADDC	[REDACTED]	[REDACTED]	[REDACTED]
						6	[REDACTED]	36	OPGW	[REDACTED]	[REDACTED]	[REDACTED]
						6	[REDACTED]	8	ADDC	[REDACTED]	[REDACTED]	[REDACTED]
						6	[REDACTED]	16	OPGW	[REDACTED]	[REDACTED]	[REDACTED]
						6	[REDACTED]	24	ADDC	[REDACTED]	[REDACTED]	[REDACTED]
						6	[REDACTED]	18	OPGW	[REDACTED]	[REDACTED]	[REDACTED]
						6	[REDACTED]	24	OPGW	[REDACTED]	[REDACTED]	[REDACTED]
						6	[REDACTED]	16	ADDC	[REDACTED]	[REDACTED]	[REDACTED]
	INDIANTOWN	WARFIELD				2	[REDACTED]	8	ADDC	[REDACTED]	[REDACTED]	[REDACTED]
						2	[REDACTED]	16	OPGW	[REDACTED]	[REDACTED]	[REDACTED]
						2	[REDACTED]	8	ADDC	[REDACTED]	[REDACTED]	[REDACTED]
	INDIANTOWN	RFL PANEL				2	[REDACTED]	8	ADDC	[REDACTED]	[REDACTED]	[REDACTED]
						2	[REDACTED]	16	OPGW	[REDACTED]	[REDACTED]	[REDACTED]
						2	[REDACTED]	12	ADDC	[REDACTED]	[REDACTED]	[REDACTED]
	WARFIELD	RFL PANEL				2	[REDACTED]	8	ADDC	[REDACTED]	[REDACTED]	[REDACTED]
						2	[REDACTED]	16	OPGW	[REDACTED]	[REDACTED]	[REDACTED]
						2	[REDACTED]	12	ADDC	[REDACTED]	[REDACTED]	[REDACTED]
	WARFIELD	186W10	DARK FIBER			4	[REDACTED]	8	ADDC	[REDACTED]	[REDACTED]	[REDACTED]
	CSE	OLYMPIA	SONET IMT-150 RING CONFIG.	3 DS3's = 1 OC3	CHANNELIZED CORP VIDEO ATM CSE-PSL	2	[REDACTED]	24	ADDC	[REDACTED]	[REDACTED]	[REDACTED]
				1-DS3		2	[REDACTED]	12	OPGW	[REDACTED]	[REDACTED]	[REDACTED]
				1-DS3		2	[REDACTED]	24	OPGW	[REDACTED]	[REDACTED]	[REDACTED]
				1-DS3		2	[REDACTED]	18	ADSS	[REDACTED]	[REDACTED]	[REDACTED]
						2	[REDACTED]	16	ADDC	[REDACTED]	[REDACTED]	[REDACTED]
						2	[REDACTED]	24	OPGW	[REDACTED]	[REDACTED]	[REDACTED]
						2	[REDACTED]	18	ADSS	[REDACTED]	[REDACTED]	[REDACTED]
						2	[REDACTED]	16	OPGW	[REDACTED]	[REDACTED]	[REDACTED]
						2	[REDACTED]	16	ADSS	[REDACTED]	[REDACTED]	[REDACTED]
						2	[REDACTED]	16	OPGW	[REDACTED]	[REDACTED]	[REDACTED]
						2	[REDACTED]	16	ADSS	[REDACTED]	[REDACTED]	[REDACTED]
						2	[REDACTED]	24	ADDC	[REDACTED]	[REDACTED]	[REDACTED]
						2	[REDACTED]	16	OPGW	[REDACTED]	[REDACTED]	[REDACTED]
						2	[REDACTED]	8	ADDC	[REDACTED]	[REDACTED]	[REDACTED]
						2	[REDACTED]	36	OPGW	[REDACTED]	[REDACTED]	[REDACTED]
						2	[REDACTED]	12	ADDC	[REDACTED]	[REDACTED]	[REDACTED]

1
2
3
4
5
6
7
8
9
10
11
12
13
14
15
16
17
18
19
20
21
22
23
24
25
26
27
28
29
30
31
32
33
34
35
36
37
38
39
40
41
42
43
44
45
46

(B)

(C)

(D)

FPL UTILITY DEDICATED - EAST AREA

AREA	FROM	TO	SYSTEM	BANDWIDTH	USAGE	FIBERS	CABLE ROUTE	CABLE SIZE	TYPE	DIST	FIBER/FT	FIBER MILES
	PSL	CSE	SONET IMT-150 RING CONFIG.	3 DS3s = 1 OC3	CHANNELIZED CORP VIDEO ATM CSE-PSL	12	[REDACTED]	12	ADDC	8	[REDACTED]	
	RANCH Relay Vault	CORBETT P/C				8	[REDACTED]	8	ADDC	8	[REDACTED]	
	RANCH	10071A	DARK FIBER			8	[REDACTED]	8	ADDC	16	[REDACTED]	
	Relay Vault	MARTIN P/C				8	[REDACTED]	8	OPGW ADSS	8	[REDACTED]	
						8	[REDACTED]	8	ADDC	8	[REDACTED]	
	MARTIN P/C	MIDWAY Relay Vault				4	[REDACTED]	4	ADDC	8	[REDACTED]	
						4	[REDACTED]	4	ADDC	16	[REDACTED]	
	CSE	DATURA	DARK FIBER	OC3	ATM	36	[REDACTED]	36	OPGW	36	[REDACTED]	
	GENERATOR	WPB 3 T.O.	19315			16	[REDACTED]	16	ADSS	16	[REDACTED]	
							[REDACTED]		OPGW		[REDACTED]	
	CSE	MARTIN TEL				7	[REDACTED]	7	ADDC	16	[REDACTED]	
						7	[REDACTED]	7	ADSS	16	[REDACTED]	
						7	[REDACTED]	7	OPGW	16	[REDACTED]	
						7	[REDACTED]	7	ADDC	8	[REDACTED]	
						7	[REDACTED]	7	ADSS	16	[REDACTED]	
						7	[REDACTED]	7	OPGW	16	[REDACTED]	
						7	[REDACTED]	7	ADDC	16	[REDACTED]	

47
 18
 16
 15
 14
 13
 12
 11
 10
 9
 8
 7
 6
 5
 4
 3
 2
 1

43-3
= 83

6

6
6
6
6



3

(A)

(B)

(C)

(D)

FPL UTILITY DEDICATED - NORTH AREA

AREA	FROM	TO	SYSTEM	BANDWIDTH	USAGE	FIBERS	CABLE ROUTE	CABLE SIZE	TYPE	DIST.	FIBER/FT	FIBER MILES	
NORTH	BNI	PPN	SONET OC3XP RING CONFIG.	3 DS3 * = 1 OC3 1-DS3 1-DS3 1-DS3	CHANNELIZED CORP VIDEO ATM DYH-PPN	3	[REDACTED]	36	ADSS				
						3	[REDACTED]	16	OPGW				
						3	[REDACTED]	16	ADDB				
	BNI FDP2	PPN					8	[REDACTED]	16	ADDC			
							6	[REDACTED]	16	ADDB			
							6	[REDACTED]	16	ADDC			
	PPN	MILLCREEK					11	[REDACTED]	96	U/G			
							11	[REDACTED]	18	OPGW			
							11	[REDACTED]	18	OPGW			
	ST. AUGUSTINE	MILLCREEK					4	[REDACTED]	36	ADSS			
							4	[REDACTED]	36	U/G			
							4	[REDACTED]	36	OPGW			
ST. AUGUSTINE	MILLCREEK					2	[REDACTED]	36	OPGW				
						2	[REDACTED]	36	U/G				
						2	[REDACTED]	36	OPGW				
ST. AUGUSTINE	421 CHURCH ST. SUBSTATION					5	[REDACTED]	36	U/G				
						6	[REDACTED]	36	OPGW				
						6	[REDACTED]	18	OPGW				
MILLCREEK	11561A					18	[REDACTED]	18	U/G				
						18	[REDACTED]	18	OPGW				
						18	[REDACTED]	18	OPGW				
PCH	CO1		DARK FIBER SONET OC3XP RING CONFIG.	DS3 3 DS3S=1OC3 1-DS3 1-DS3	CHANNELIZED CORP VIDEO ATM DYH-CO1	4	[REDACTED]	16	ADDC				
						4	[REDACTED]	16	OPGW				
						4	[REDACTED]	16	OPGW				

1 2 3 4 5 6 7 8 9 10 11 12 13 14 15 16 17 18 19 20 21 22 23 24 25 26 27 28 29 30 31 32 33 34 35 36 37 38 39 40 41 42 43 44 45 46 47 48 49 50 51 52 53

43-3/3

Page 1 81

(B-3)


File 96 RIDEV

As of D iber 2000

(A)

(B)

cd_cpr	tx_desc	lnsv	ld_wo	pd	cd	loc	se	tx_desc	ld_gl	acq	prmy	su	dt	ldgr	pd	lt	s	my_pa_add	my_pa_xdr	my_pint_bal	dt	sths_upd	
1	6013629750 GENERAL ELECTRIC IFN81	1988	01986	000	0368	01		FPL AAV CORP ACQUIRE ASSETS FROM FPL VS YR 1986	101000	394	0	200001	52	91								18-Jan-0	
2	6081000680 TELCOM SERVICES IFN392	1986	01986	000	0368	01		FPL AAV CORP ACQUIRE ASSETS FROM FPL VS YR 1986	101000	394	0	200001	52	91									18-Jan-0
3	6043322042 BREVARD-RANCH (ST LUCIE COUNTY) IFN173	1988	01988	000	0368	01		FPL AAV CORP ACQUIRE ASSETS FROM FPL VS YR 1988	101000	394	0	200001	52	91									18-Jan-0
4	6043322042 BREVARD-RANCH (ST LUCIE COUNTY) IFN173	1988	01988	000	0368	01		FPL AAV CORP ACQUIRE ASSETS FROM FPL VS YR 1988	101000	394	1	200001	52	91									18-Jan-0
5	6043347042 BREVARD-RANCH 2ND CKT ST LUCIE CO IFN249	1988	01988	000	0368	01		FPL AAV CORP ACQUIRE ASSETS FROM FPL VS YR 1988	101000	394	0	200001	52	91									18-Jan-0
6	6043347042 BREVARD-RANCH 2ND CKT ST LUCIE CO IFN249	1988	01988	000	0368	01		FPL AAV CORP ACQUIRE ASSETS FROM FPL VS YR 1988	101000	394	1	200001	52	91									18-Jan-0
7	6043354970 MIDWAY SUBSTATION (BLDG) (IFN5)	1988	01988	000	0368	01		FPL AAV CORP ACQUIRE ASSETS FROM FPL VS YR 1988	101000	394	0	200001	52	91									18-Jan-0
8	6042847001 BREVARD-RANCH 2ND CKT PBCH CO IFN244	1988	01988	000	0368	01		FPL AAV CORP ACQUIRE ASSETS FROM FPL VS YR 1988	101000	394	1	200001	52	91									18-Jan-0
9	6043304107 INDIANRIVER KING @ ST LUCIE PLT #1 240KV IFN246	1988	01988	000	0368	01		FPL AAV CORP ACQUIRE ASSETS FROM FPL VS YR 1988	101000	394	0	200001	52	91									18-Jan-0
10	6043304107 INDIANRIVER KING @ ST LUCIE PLT #1 240KV IFN246	1988	01988	000	0368	01		FPL AAV CORP ACQUIRE ASSETS FROM FPL VS YR 1988	101000	394	1	200001	52	91									18-Jan-0
11	6043304108 ST LUCIE PLT-MIDWAY #1 240KV IFN247	1988	01988	000	0368	01		FPL AAV CORP ACQUIRE ASSETS FROM FPL VS YR 1988	101000	394	0	200001	52	91									18-Jan-0
12	6043304108 ST LUCIE PLT-MIDWAY #1 240KV IFN247	1988	01988	000	0368	01		FPL AAV CORP ACQUIRE ASSETS FROM FPL VS YR 1988	101000	394	1	200001	52	91									18-Jan-0
13	6042814550 CORBETT SWITCHING STATION IFN77	1988	01988	000	0368	01		FPL AAV CORP ACQUIRE ASSETS FROM FPL VS YR 1988	101000	394	0	200001	52	91									18-Jan-0
14	6042819056 RANCH RIVIERA 3CKTS IFN186	1988	01988	000	0368	01		FPL AAV CORP ACQUIRE ASSETS FROM FPL VS YR 1988	101000	394	0	200001	52	91									18-Jan-0
15	6042819056 RANCH-RIVIERA 3CKTS IFN186	1988	01988	000	0368	01		FPL AAV CORP ACQUIRE ASSETS FROM FPL VS YR 1988	101000	394	1	200001	52	91									18-Jan-0
16	6042819099 RIVIERA (STEEL TOWERS) IFN 237	1988	01988	000	0368	01		FPL AAV CORP ACQUIRE ASSETS FROM FPL VS YR 1988	101000	394	1	200001	52	91									18-Jan-0
17	6042821109 BROWARD-RANCH #2 CORBETT EXT IFN239	1988	01988	000	0368	01		FPL AAV CORP ACQUIRE ASSETS FROM FPL VS YR 1988	101000	394	0	200001	52	91									18-Jan-0
18	6042821109 BROWARD-RANCH #2 CORBETT EXT IFN239	1988	01988	000	0368	01		FPL AAV CORP ACQUIRE ASSETS FROM FPL VS YR 1988	101000	394	1	200001	52	91									18-Jan-0
19	6042822001 BREVARD-RANCH PALM BCH CO IFN240	1988	01988	000	0368	01		FPL AAV CORP ACQUIRE ASSETS FROM FPL VS YR 1988	101000	394	0	200001	52	91									18-Jan-0
20	6042847001 BREVARD-RANCH 2ND CKT PBCH CO IFN244	1988	01988	000	0368	01		FPL AAV CORP ACQUIRE ASSETS FROM FPL VS YR 1988	101000	394	0	200001	52	91									18-Jan-0
21	6042806230 ADMINISTRATIVE SERV-JUNO IFN346	1988	01988	000	0368	01		FPL AAV CORP ACQUIRE ASSETS FROM FPL VS YR 1988	101000	394	0	200001	52	91									18-Jan-0
22	6042804088 RIVIERA-WEST PALM BEACH IFN148	1988	01988	000	0368	01		FPL AAV CORP ACQUIRE ASSETS FROM FPL VS YR 1988	101000	394	0	200001	52	91									18-Jan-0
23	6042804088 RIVIERA-WEST PALM BEACH IFN148	1988	01988	000	0368	01		FPL AAV CORP ACQUIRE ASSETS FROM FPL VS YR 1988	101000	394	1	200001	52	91									18-Jan-0
24	6042804000 EASTERN DIVISION ADMINISTRATION	1988	01988	000	0368	01		FPL AAV CORP ACQUIRE ASSETS FROM FPL VS YR 1988	101000	394	0	200001	52	91									18-Jan-0
25	6042804008 PLUMOSUS-RIVIERA #2 IFN118	1988	01988	000	0368	01		FPL AAV CORP ACQUIRE ASSETS FROM FPL VS YR 1988	101000	394	0	200001	52	91									18-Jan-0
26	6042804008 PLUMOSUS-RIVIERA #2 IFN118	1988	01988	000	0368	01		FPL AAV CORP ACQUIRE ASSETS FROM FPL VS YR 1988	101000	394	1	200001	52	91									18-Jan-0
27	6042804069 PLUMOSUS RIVIERA #1 TL (IFN19)	1988	01988	000	0368	01		FPL AAV CORP ACQUIRE ASSETS FROM FPL VS YR 1988	101000	394	0	200001	52	91									18-Jan-0
28	6042804069 PLUMOSUS-RIVIERA #1 TL (IFN19)	1988	01988	000	0368	01		FPL AAV CORP ACQUIRE ASSETS FROM FPL VS YR 1988	101000	394	1	200001	52	91									18-Jan-0
29	6042804085 RIVIERA TIE (#2 CKT) IFN234	1988	01988	000	0368	01		FPL AAV CORP ACQUIRE ASSETS FROM FPL VS YR 1988	101000	394	0	200001	52	91									18-Jan-0
30	6042804085 RIVIERA TIE (#2 CKT) IFN234	1988	01988	000	0368	01		FPL AAV CORP ACQUIRE ASSETS FROM FPL VS YR 1988	101000	394	1	200001	52	91									18-Jan-0
31	6042238600 INDIANTOWN SUBSTATION IFN105	1988	01988	000	0368	01		FPL AAV CORP ACQUIRE ASSETS FROM FPL VS YR 1988	101000	394	0	200001	52	91									18-Jan-0
32	6042247024 BREVARD-RANCH 2ND CKT MARTIN CO IFN225	1988	01988	000	0368	01		FPL AAV CORP ACQUIRE ASSETS FROM FPL VS YR 1988	101000	394	0	200001	52	91									18-Jan-0
33	6042247024 BREVARD-RANCH 2ND CKT MARTIN CO IFN225	1988	01988	000	0368	01		FPL AAV CORP ACQUIRE ASSETS FROM FPL VS YR 1988	101000	394	1	200001	52	91									18-Jan-0
34	6042800710 PHYSICAL DISTN CENT (OFFICE BLDG A) IFN326	1988	01988	000	0368	01		FPL AAV CORP ACQUIRE ASSETS FROM FPL VS YR 1988	101000	394	0	200001	52	91									18-Jan-0
35	6042222024 BREVARD-RANCH (MARTIN CO) IFN215	1988	01988	000	0368	01		FPL AAV CORP ACQUIRE ASSETS FROM FPL VS YR 1988	101000	394	0	200001	52	91									18-Jan-0
36	6042222146 FLORIDA STEEL TAP IFN216	1988	01988	000	0368	01		FPL AAV CORP ACQUIRE ASSETS FROM FPL VS YR 1988	101000	394	0	200001	52	91									18-Jan-0
37	6042222146 FLORIDA STEEL TAP IFN216	1988	01988	000	0368	01		FPL AAV CORP ACQUIRE ASSETS FROM FPL VS YR 1988	101000	394	1	200001	52	91									18-Jan-0
38	6042222155 FL STEEL-MARTIN PLT 240KV LINE IFN217	1988	01988	000	0368	01		FPL AAV CORP ACQUIRE ASSETS FROM FPL VS YR 1988	101000	394	0	200001	52	91									18-Jan-0
39	6042222155 FL STEEL-MARTIN PLT 240KV LINE IFN217	1988	01988	000	0368	01		FPL AAV CORP ACQUIRE ASSETS FROM FPL VS YR 1988	101000	394	1	200001	52	91									18-Jan-0
40	6081000148 ADMIN SVCS (BLDG) (IFN4)	1988	01988	000	0368	01		FPL AAV CORP ACQUIRE ASSETS FROM FPL VS YR 1988	101000	394	0	200001	52	91									18-Jan-0
41	6081000921 MIAMI-8TH ST-FLAGAMI #2 240KV CABLE IFN277	1988	01988	000	0368	01		FPL AAV CORP ACQUIRE ASSETS FROM FPL VS YR 1988	101000	394	0	200001	52	91									18-Jan-0
42	6081000190 MIAMI DIVISION OFFICE BLDG SRVS IFN388	1988	01988	000	0368	01		FPL AAV CORP ACQUIRE ASSETS FROM FPL VS YR 1988	101000	394	0	200001	52	91									18-Jan-0
43	6042874250 IFN116	1989	01989	000	0368	01		FPL AAV CORP ACQUIRE ASSETS FROM FPL VS YR 1989	101000	394	0	200001	52	91									18-Jan-0
44	6042804389 CSE CUST SERVICE EAST (IFN9)	1989	01989	000	0368	01		FPL AAV CORP ACQUIRE ASSETS FROM FPL VS YR 1989	101000	394	0	200001	52	91									18-Jan-0
45	6042804510 WEST PALM BEACH SERVICE CENTER IFN337	1989	01989	000	0368	01		FPL AAV CORP ACQUIRE ASSETS FROM FPL VS YR 1989	101000	394	0	200001	52	91									18-Jan-0
46	6042804000 EASTERN DIVISION ADMINISTRATION	1989	01989	000	0368	01		FPL AAV CORP ACQUIRE ASSETS FROM FPL VS YR 1989	101000	394	0	200001	52	91									18-Jan-0



(u)

A

B

	id	yr	mo	da	hr	min	sec	tk	c	d	gl	ac	pr	my	su	dt	ldgr	bd	hd	st	my_pa	my_pa_xdr	plnt_bal	dt	sths	ur
1	6091000148	ADMIN SVCS (BLDG) (IFN4)	1990	01	1990	000	0368	01	FPL AAV CORP ACQUIRE ASSETS FROM FPL VS YR 1990	101000	394	0	200001	52	91										18-Jan-	
2	6053024013	IFN270	1991	01	1991	000	0368	01	FPL AAV CORP ACQUIRE ASSETS FROM FPL VS YR 1991	101000	394	0	200001	52	91										18-Jan-	
3	6053024013	IFN270	1991	01	1991	000	0368	01	FPL AAV CORP ACQUIRE ASSETS FROM FPL VS YR 1991	101000	394	1	200001	52	91										18-Jan-	
4	6053024087	RINGLING-VENICE #2 IFN195	1991	01	1991	000	0368	01	FPL AAV CORP ACQUIRE ASSETS FROM FPL VS YR 1991	101000	394	0	200001	52	91										18-Jan-	
5	6081002051	DUMBFFOUNDLING-BROWARD CO LINE IFN288	1991	01	1991	000	0368	01	FPL AAV CORP ACQUIRE ASSETS FROM FPL VS YR 1991	101000	394	0	200001	52	91										18-Jan-	
6	6081002051	DUMBFFOUNDLING-BROWARD CO LINE IFN288	1991	01	1991	000	0368	01	FPL AAV CORP ACQUIRE ASSETS FROM FPL VS YR 1991	101000	394	1	200001	52	91										18-Jan-	
7	6081002084	GREYNOLDS-IVES-BROWARD CO LINE IFN289	1991	01	1991	000	0368	01	FPL AAV CORP ACQUIRE ASSETS FROM FPL VS YR 1991	101000	394	0	200001	52	91										18-Jan-	
8	6081002084	GREYNOLDS-IVES BROWARD CO LINE IFN289	1991	01	1991	000	0368	01	FPL AAV CORP ACQUIRE ASSETS FROM FPL VS YR 1991	101000	394	1	200001	52	91										18-Jan-	
9	6042804540	RUBIN SERVICE CENTER IFN338	1992	01	1992	000	0368	01	FPL AAV CORP ACQUIRE ASSETS FROM FPL VS YR 1992	101000	394	0	200001	52	91										18-Jan-	
10	6042806390	INDUSTRIAL REL-APPRENTICE TR IFN347	1992	01	1992	000	0368	01	FPL AAV CORP ACQUIRE ASSETS FROM FPL VS YR 1992	101000	394	0	200001	52	91										18-Jan-	
11	6042803088	LINTON-YAMATO IFN230	1992	01	1992	000	0368	01	FPL AAV CORP ACQUIRE ASSETS FROM FPL VS YR 1992	101000	394	1	200001	52	91										18-Jan-	
12	6042803093	IBM-YAMATO IFN231	1992	01	1992	000	0368	01	FPL AAV CORP ACQUIRE ASSETS FROM FPL VS YR 1992	101000	394	0	200001	52	91										18-Jan-	
13	6042803093	IBM-YAMATO IFN231	1992	01	1992	000	0368	01	FPL AAV CORP ACQUIRE ASSETS FROM FPL VS YR 1992	101000	394	1	200001	52	91										18-Jan-	
14	6042803240	CALDWELL-YAMATO 138KV IFN233	1992	01	1992	000	0368	01	FPL AAV CORP ACQUIRE ASSETS FROM FPL VS YR 1992	101000	394	1	200001	52	91										18-Jan-	
15	6042800024	*YAMATO-CALDWELL 138KV IFN229	1992	01	1992	000	0368	01	FPL AAV CORP ACQUIRE ASSETS FROM FPL VS YR 1992	101000	394	0	200001	52	91										18-Jan-	
16	6042218000	MARTIN POWER PLANT COMMON IFN298	1992	01	1992	000	0368	01	FPL AAV CORP ACQUIRE ASSETS FROM FPL VS YR 1992	101000	394	0	200001	52	91										18-Jan-	
17	6050605511	FRANKLIN SERVICE CENTER IFN358	1992	01	1992	000	0368	01	FPL AAV CORP ACQUIRE ASSETS FROM FPL VS YR 1992	101000	394	0	200001	52	91										18-Jan-	
18	6050611250	CHARLOTTE IFN71	1992	01	1992	000	0368	01	FPL AAV CORP ACQUIRE ASSETS FROM FPL VS YR 1992	101000	394	0	200001	52	91										18-Jan-	
19	6050613199	CHARLOTTE PUNTA GORDA (SO CKT) IFN193	1992	01	1992	000	0368	01	FPL AAV CORP ACQUIRE ASSETS FROM FPL VS YR 1992	101000	394	1	200001	52	91										18-Jan-	
20	6050624151	CO)IFN250	1992	01	1992	000	0368	01	FPL AAV CORP ACQUIRE ASSETS FROM FPL VS YR 1992	101000	394	1	200001	52	91										18-Jan-	
21	6050624155	PEACE RIVER XING @ CHARLOTTE SUB IFN251	1992	01	1992	000	0368	01	FPL AAV CORP ACQUIRE ASSETS FROM FPL VS YR 1992	101000	394	1	200001	52	91										18-Jan-	
22	6050624160	FT MYERS-CHARLOTTE (CHARLOTTE CO) IFN252	1992	01	1992	000	0368	01	FPL AAV CORP ACQUIRE ASSETS FROM FPL VS YR 1992	101000	394	0	200001	52	91										18-Jan-	
23	6050624160	FT MYERS-CHARLOTTE (CHARLOTTE CO) IFN252	1992	01	1992	000	0368	01	FPL AAV CORP ACQUIRE ASSETS FROM FPL VS YR 1992	101000	394	1	200001	52	91										18-Jan-	
24	6051124149	CHARLOTTE-LAURELWOOD (DE SOTO CO) IFN253	1992	01	1992	000	0368	01	FPL AAV CORP ACQUIRE ASSETS FROM FPL VS YR 1992	101000	394	1	200001	52	91										18-Jan-	
25	6051605360	LABELLE SERVICE CENTER (HENDRY CO) IFN362	1992	01	1992	000	0368	01	FPL AAV CORP ACQUIRE ASSETS FROM FPL VS YR 1992	101000	394	0	200001	52	91										18-Jan-	
26	6053043770	LAURELWOOD IFN102	1992	01	1992	000	0368	01	FPL AAV CORP ACQUIRE ASSETS FROM FPL VS YR 1992	101000	394	0	200001	52	91										18-Jan-	
27	6053075000	RINGLING IFN73	1992	01	1992	000	0368	01	FPL AAV CORP ACQUIRE ASSETS FROM FPL VS YR 1992	101000	394	0	200001	52	91										18-Jan-	
28	6053079570	SARASOTA LDO IFN 415	1992	01	1992	000	0368	01	FPL AAV CORP ACQUIRE ASSETS FROM FPL VS YR 1992	101000	394	0	200001	52	91										18-Jan-	
29	6053024128	'LOC CHALAU FIBER RES IFN182	1992	01	1992	000	0368	01	FPL AAV CORP ACQUIRE ASSETS FROM FPL VS YR 1992	101000	394	1	200001	52	91										18-Jan-	
30	6052039800	JOHNSON IFN44	1992	01	1992	000	0368	01	FPL AAV CORP ACQUIRE ASSETS FROM FPL VS YR 1992	101000	394	0	200001	52	91										18-Jan-	
31	6052047800	MANATEE PLANT SWITCHYARD IFN106	1992	01	1992	000	0368	01	FPL AAV CORP ACQUIRE ASSETS FROM FPL VS YR 1992	101000	394	0	200001	52	91										18-Jan-	
32	6053005711	ENGLEWOOD SERVICE CENTER IFN377	1992	01	1992	000	0368	01	FPL AAV CORP ACQUIRE ASSETS FROM FPL VS YR 1992	101000	394	0	200001	52	91										18-Jan-	
33	6053005719	VENICE SERVICE CENTER BLDG (IFN11)	1992	01	1992	000	0368	01	FPL AAV CORP ACQUIRE ASSETS FROM FPL VS YR 1992	101000	394	0	200001	52	91										18-Jan-	
34	6051913183	FT MYERS SUB-NAPLES TAP (OLD) IFN256	1992	01	1992	000	0368	01	FPL AAV CORP ACQUIRE ASSETS FROM FPL VS YR 1992	101000	394	0	200001	52	91										18-Jan-	
35	6051924176	FT MYERS CHARLOTTE 240KV (LEE CO) IFN259	1992	01	1992	000	0368	01	FPL AAV CORP ACQUIRE ASSETS FROM FPL VS YR 1992	101000	394	1	200001	52	91										18-Jan-	
36	6051924181	IFN260	1992	01	1992	000	0368	01	FPL AAV CORP ACQUIRE ASSETS FROM FPL VS YR 1992	101000	394	1	200001	52	91										18-Jan-	
37	6051926500	FT MYERS PLANT SWITCHYARD IFN140	1992	01	1992	000	0368	01	FPL AAV CORP ACQUIRE ASSETS FROM FPL VS YR 1992	101000	394	0	200001	52	91										18-Jan-	
38	6051911000	FT MYERS PLANT COMMON IFN301	1992	01	1992	000	0368	01	FPL AAV CORP ACQUIRE ASSETS FROM FPL VS YR 1992	101000	394	0	200001	52	91										18-Jan-	
39	6051913092	'FT MYERS SES-FT MYERS (DBL CKT)TL IFN15	1992	01	1992	000	0368	01	FPL AAV CORP ACQUIRE ASSETS FROM FPL VS YR 1992	101000	394	0	200001	52	91										18-Jan-	
40	6081053250	MIAMI SUB(FORMERLY MIAMI PLANT SWY) IFN112	1992	01	1992	000	0368	01	FPL AAV CORP ACQUIRE ASSETS FROM FPL VS YR 1992	101000	394	0	200001	52	91										18-Jan-	
41	6081008750	'NORTHEAST SERVICE CENTER IFN406	1992	01	1992	000	0368	01	FPL AAV CORP ACQUIRE ASSETS FROM FPL VS YR 1992	101000	394	0	200001	52	91										18-Jan-	
42	602204174	BRIDGE-ALEXANDER (MARTIN CO) IFN 88	1993	01	1993	000	0368	01	FPL AAV CORP ACQUIRE ASSETS FROM FPL VS YR 1993	101000	394	0	200001	52	91										18-Jan-	
43	602204174	BRIDGE-ALEXANDER (MARTIN CO) IFN 88	1993	01	1993	000	0368	01	FPL AAV CORP ACQUIRE ASSETS FROM FPL VS YR 1993	101000	394	1	200001	52	91										18-Jan-	
44	603678500	SANFORD PLANT SWITCHYARD IFN85	1993	01	1993	000	0368	01	FPL AAV CORP ACQUIRE ASSETS FROM FPL VS YR 1993	101000	394	0	200001	52	91										18-Jan-	
45	60405136	BANANA RIVER SUB-PATRCK IFN206	1993	01	1993	000	0368	01	FPL AAV CORP ACQUIRE ASSETS FROM FPL VS YR 1993	101000	394	0	200001	52	91										18-Jan-	
46	60410750	CAPE CANAVRL PLT SWTCH YRD DSBN-FDR IFN29	1993	01	1993	000	0368	01	FPL AAV CORP ACQUIRE ASSETS FROM FPL VS YR 1993	101000	394	0	200001	52	91										18-Jan-	

(F)

A

B

	insv	to wo	pd	elcd	loc	se	tr wo	d	gl	ac	pr	su	dt	ldgr	pd	tr	s	my pa add	my pa xfer	ny	pint bal	dt	sths_upd
1	608	020116	DAVIS-TURKEY POINT (7 CIRCUITS) IFN290	1993	01993	000	0368	01	FPL AAV CORP ACQUIRE ASSETS FROM FPL VS YR 1993	101000	394	0	200001	52	91								18-Jan-0
2	6081020116	DAVIS-TURKEY POINT (7 CIRCUITS) IFN290	1993	01993	000	0368	01	FPL AAV CORP ACQUIRE ASSETS FROM FPL VS YR 1993	101000	394	0	200001	52	91									18-Jan-0
3	6081020116	DAVIS-TURKEY POINT (7 CIRCUITS) IFN290	1993	01993	000	0368	01	FPL AAV CORP ACQUIRE ASSETS FROM FPL VS YR 1993	101000	394	1	200001	52	91									18-Jan-01
4	6081020133	DAVIS LOOP (FROM CUTLER & FLAGAMI) IFN200	1993	01993	000	0368	01	FPL AAV CORP ACQUIRE ASSETS FROM FPL VS YR 1993	101000	394	0	200001	52	91									18-Jan-01
5	6081020140	DADE-LEVEE #1 & 2 IFN291	1993	01993	000	0368	01	FPL AAV CORP ACQUIRE ASSETS FROM FPL VS YR 1993	101000	394	0	200001	52	91									18-Jan-01
6	6081020158	FLAGAMI-LEVEE 240KV (LEVEE EXT) IFN292	1993	01993	000	0368	01	FPL AAV CORP ACQUIRE ASSETS FROM FPL VS YR 1993	101000	394	0	200001	52	91									18-Jan-01
7	6081020194	IFN295	1993	01993	000	0368	01	FPL AAV CORP ACQUIRE ASSETS FROM FPL VS YR 1993	101000	394	0	200001	52	91									18-Jan-01
8	6081020194	IFN295	1993	01993	000	0368	01	FPL AAV CORP ACQUIRE ASSETS FROM FPL VS YR 1993	101000	394	1	200001	52	91									18-Jan-01
9	6081020209	IFN296	1993	01993	000	0368	01	FPL AAV CORP ACQUIRE ASSETS FROM FPL VS YR 1993	101000	394	0	200001	52	91									18-Jan-01
10	6081020209	IFN296	1993	01993	000	0368	01	FPL AAV CORP ACQUIRE ASSETS FROM FPL VS YR 1993	101000	394	1	200001	52	91									18-Jan-01
11	6081024500	FLAGAMI IFN109	1993	01993	000	0368	01	FPL AAV CORP ACQUIRE ASSETS FROM FPL VS YR 1993	101000	394	0	200001	52	91									18-Jan-01
12	6081025001	IFN197	1993	01993	000	0368	01	FPL AAV CORP ACQUIRE ASSETS FROM FPL VS YR 1993	101000	394	0	200001	52	91									18-Jan-01
13	6081020015	DADE FLAGAMI (H FRAME SECT) IFN172	1993	01993	000	0368	01	FPL AAV CORP ACQUIRE ASSETS FROM FPL VS YR 1993	101000	394	0	200001	52	91									18-Jan-01
14	6081020093	DADE LAUDERDALE #3 & #4(DADE CO) IFN178	1993	01993	000	0368	01	FPL AAV CORP ACQUIRE ASSETS FROM FPL VS YR 1993	101000	394	0	200001	52	91									18-Jan-01
15	6081001179	FLAGAMI 137TH AVE IFN283	1993	01993	000	0368	01	FPL AAV CORP ACQUIRE ASSETS FROM FPL VS YR 1993	101000	394	0	200001	52	91									18-Jan-01
16	6081001097	DADE-LIT FLE RIVER IFN280	1993	01993	000	0368	01	FPL AAV CORP ACQUIRE ASSETS FROM FPL VS YR 1993	101000	394	0	200001	52	91									18-Jan-01
17	6041822067	BREVARD-RANCH (INDIAN RIVER CO) IFN212	1994	01994	000	0368	01	FPL AAV CORP ACQUIRE ASSETS FROM FPL VS YR 1994	101000	394	0	200001	52	91									18-Jan-01
18	6042204203	HOBE-COVE 138KV RADIAL LINE IFN213	1994	01994	000	0368	01	FPL AAV CORP ACQUIRE ASSETS FROM FPL VS YR 1994	101000	394	0	200001	52	91									18-Jan-01
19	6020423001	BREVARD-SANFORD (BREVARD CO) IFN209	1994	01994	000	0368	01	FPL AAV CORP ACQUIRE ASSETS FROM FPL VS YR 1994	101000	394	0	200001	52	91									18-Jan-01
20	6020423080	BREVARD-CAPE CANAVERAL (3 CKTS) IFN185	1994	01994	000	0368	01	FPL AAV CORP ACQUIRE ASSETS FROM FPL VS YR 1994	101000	394	0	200001	52	91									18-Jan-01
21	6020447086	BREVARD-RANCH 2ND CKT (BREVARD CO) IFN 210	1994	01994	000	0368	01	FPL AAV CORP ACQUIRE ASSETS FROM FPL VS YR 1994	101000	394	0	200001	52	91									18-Jan-01
22	6022623006	BREVARD-SANFORD (ORANGE CO) IFN184	1994	01994	000	0368	01	FPL AAV CORP ACQUIRE ASSETS FROM FPL VS YR 1994	101000	394	0	200001	52	91									18-Jan-01
23	6021123030	BREVARD-SANFORD (SEMINOLE CO) IFN211	1994	01994	000	0368	01	FPL AAV CORP ACQUIRE ASSETS FROM FPL VS YR 1994	101000	394	0	200001	52	91									18-Jan-01
24	6021123030	BREVARD-SANFORD (SEMINOLE CO) IFN211	1994	01994	000	0368	01	FPL AAV CORP ACQUIRE ASSETS FROM FPL VS YR 1994	101000	394	0	200001	52	91									18-Jan-01
25	602523052	BREVARD-SANFORD (VOLUSIA CO) IFN120	1994	01994	000	0368	01	FPL AAV CORP ACQUIRE ASSETS FROM FPL VS YR 1994	101000	394	0	200001	52	91									18-Jan-01
26	602409139	CAPE CANAVERAL PLANT (BLDG)(IFN154)	1994	01994	000	0368	01	FPL AAV CORP ACQUIRE ASSETS FROM FPL VS YR 1994	101000	394	0	200001	52	91									18-Jan-01
27	602523053	SANFORD-SR 40 (E/O DELAND) IFN199	1994	01994	000	0368	01	FPL AAV CORP ACQUIRE ASSETS FROM FPL VS YR 1994	101000	394	0	200001	52	91									18-Jan-01
28	602523070	VOLUSIA-SR40 E/O DELAND IFN204	1994	01994	000	0368	01	FPL AAV CORP ACQUIRE ASSETS FROM FPL VS YR 1994	101000	394	0	200001	52	91									18-Jan-01
29	6025635088	PUTNAM-VOLUSIA #1 240KV (VOLUSIA CO) IFN205	1994	01994	000	0368	01	FPL AAV CORP ACQUIRE ASSETS FROM FPL VS YR 1994	101000	394	0	200001	52	91									18-Jan-01
30	602591750	VOLUSIA IFN99	1994	01994	000	0368	01	FPL AAV CORP ACQUIRE ASSETS FROM FPL VS YR 1994	101000	394	0	200001	52	91									18-Jan-01
31	60402160	MERRITT ISLAND SERVICE CENTER IFN318	1994	01994	000	0368	01	FPL AAV CORP ACQUIRE ASSETS FROM FPL VS YR 1994	101000	394	0	200001	52	91									18-Jan-01
32	60402279	BREVARD SERVICE CENTER (BLDG) (IFN142)	1994	01994	000	0368	01	FPL AAV CORP ACQUIRE ASSETS FROM FPL VS YR 1994	101000	394	0	200001	52	91									18-Jan-01
33	60401980	IFN315	1994	01994	000	0368	01	FPL AAV CORP ACQUIRE ASSETS FROM FPL VS YR 1994	101000	394	0	200001	52	91									18-Jan-01
34	60409079	SANFORD PLANT (BLDG) (IFN65)	1994	01994	000	0368	01	FPL AAV CORP ACQUIRE ASSETS FROM FPL VS YR 1994	101000	394	0	200001	52	91									18-Jan-01
35	60400048	BUNL-PLTK 115KV (FLAGLER CO) IFN114-SPT	1994	01994	000	0368	01	FPL AAV CORP ACQUIRE ASSETS FROM FPL VS YR 1994	101000	394	0	200001	52	91									18-Jan-01
36	6035073	PUTNAM-VOLUSIA FIBER OPTIC (FLAGLER) IFN53	1994	01994	000	0368	01	FPL AAV CORP ACQUIRE ASSETS FROM FPL VS YR 1994	101000	394	0	200001	32	91									18-Jan-01
37	6035073	PUTNAM-VOLUSIA FIBER OPTIC (FLAGLER) IFN53	1994	01994	000	0368	01	FPL AAV CORP ACQUIRE ASSETS FROM FPL VS YR 1994	101000	394	0	200001	52	91									18-Jan-01
38	60309050	PUTNAM PLANT IFN306	1994	01994	000	0368	01	FPL AAV CORP ACQUIRE ASSETS FROM FPL VS YR 1994	101000	394	0	200001	52	91									18-Jan-01
39	60309060	PALATKA PLANT IFN307	1994	01994	000	0368	01	FPL AAV CORP ACQUIRE ASSETS FROM FPL VS YR 1994	101000	394	0	200001	52	91									18-Jan-01
40	60309362	PUTNAM-CRILL 115KV IFN123	1994	01994	000	0368	01	FPL AAV CORP ACQUIRE ASSETS FROM FPL VS YR 1994	101000	394	0	200001	52	91									18-Jan-01
41	60309362	PUTNAM-CRILL 115KV IFN123	1994	01994	000	0368	01	FPL AAV CORP ACQUIRE ASSETS FROM FPL VS YR 1994	101000	394	0	200001	52	91									18-Jan-01
42	60309362	PUTNAM-CRILL 115KV IFN123	1994	01994	000	0368	01	FPL AAV CORP ACQUIRE ASSETS FROM FPL VS YR 1994	101000	394	1	200001	52	91									18-Jan-01
43	60301000	NORTHEASTERN DIV (NNA) IFN309	1994	01994	000	0368	01	FPL AAV CORP ACQUIRE ASSETS FROM FPL VS YR 1994	101000	394	0	200001	52	91									18-Jan-01
44	6030619	FLAGLER SERVICE CENTER (BLDG) (IFN71)	1994	01994	000	0368	01	FPL AAV CORP ACQUIRE ASSETS FROM FPL VS YR 1994	101000	394	0	200001	52	91									18-Jan-01
45	6022042	BREVARD-RANCH (ST LUCIE COUNTY) IFN173	1994	01994	000	0368	01	FPL AAV CORP ACQUIRE ASSETS FROM FPL VS YR 1994	101000	394	0	200001	52	91									18-Jan-01
46	602013	MARTIN-MIDWAY 500KV ST LUCIE CO IFN248	1994	01994	000	0368	01	FPL AAV CORP ACQUIRE ASSETS FROM FPL VS YR 1994	101000	394	0	200001	52	91									18-Jan-01

6

(A) (B)

l3_cpr	lx_cpr_desc	insv	ld_wo	pd_e	cd_loc	se	tx_wo_desc	d_gl	ac	prmy	sl	dt_ldgr	pd	ld	my_pa_add	my_pa_xfer	my_pln_bal	dt_sths_upd
1	6043325022 CORMID REPAIR FO-5Z106 IFN187	1994	01994	000	0368	01	FPL AAV CORP ACQUIRE ASSETS FROM FPL VS YR 1994	101000	394	0	200001	52	91					18-Jan-01
2	6043354970 MIDWAY SUBSTATION (BLDG) (IFN5)	1994	01994	000	0368	01	FPL AAV CORP ACQUIRE ASSETS FROM FPL VS YR 1994	101000	394	0	200001	52	91					18-Jan-01
3	6043304470 WALTON SERVICE CENTER IFN351	1994	01994	000	0368	01	FPL AAV CORP ACQUIRE ASSETS FROM FPL VS YR 1994	101000	394	0	200001	52	91					18-Jan-01
4	6042814550 CORBETT SWITCHING STATION IFN77	1994	01994	000	0368	01	FPL AAV CORP ACQUIRE ASSETS FROM FPL VS YR 1994	101000	394	0	200001	52	91					18-Jan-01
5	6042819056 RANCH-RIVIERA 3CKTS IFN186	1994	01994	000	0368	01	FPL AAV CORP ACQUIRE ASSETS FROM FPL VS YR 1994	101000	394	0	200001	52	91					18-Jan-01
6	6042825001 CORBETT-MIDWAY 500KV PALM BCH CO IFN241	1994	01994	000	0368	01	FPL AAV CORP ACQUIRE ASSETS FROM FPL VS YR 1994	101000	394	0	200001	52	91					18-Jan-01
7	6042825023 IFN242	1994	01994	000	0368	01	FPL AAV CORP ACQUIRE ASSETS FROM FPL VS YR 1994	101000	394	0	200001	52	91					18-Jan-01
8	6042804540 RUBIN SERVICE CENTER IFN338	1994	01994	000	0368	01	FPL AAV CORP ACQUIRE ASSETS FROM FPL VS YR 1994	101000	394	0	200001	52	91					18-Jan-01
9	6042806010 JUNO COMPUTER OPS-COMPUTER CENTER IFN345	1994	01994	000	0368	01	FPL AAV CORP ACQUIRE ASSETS FROM FPL VS YR 1994	101000	394	0	200001	52	91					18-Jan-01
10	6042806740 EASTERN DIV REGIONAL(VILLAGE BLVD) IFN349	1994	01994	000	0368	01	FPL AAV CORP ACQUIRE ASSETS FROM FPL VS YR 1994	101000	394	0	200001	52	91					18-Jan-01
11	6042800740 PROJECT STORES FOR TRANS-SUB IFN327	1994	01994	000	0368	01	FPL AAV CORP ACQUIRE ASSETS FROM FPL VS YR 1994	101000	394	0	200001	52	91					18-Jan-01
12	6042225078 CORBETT-MARTIN 500KV OBO IFN223	1994	01994	000	0368	01	FPL AAV CORP ACQUIRE ASSETS FROM FPL VS YR 1994	101000	394	0	200001	52	91					18-Jan-01
13	6042225100 MARTIN-POINSETT 500KV OBO MARTIN CO IFN224	1994	01994	000	0368	01	FPL AAV CORP ACQUIRE ASSETS FROM FPL VS YR 1994	101000	394	0	200001	52	91					18-Jan-01
14	6042250079 ANDYTOWN-MARTIN 500KV #2 MARTIN CO IFN226	1994	01994	000	0368	01	FPL AAV CORP ACQUIRE ASSETS FROM FPL VS YR 1994	101000	394	0	200001	52	91					18-Jan-01
15	6042292130 WARFIELD IFN75	1994	01994	000	0368	01	FPL AAV CORP ACQUIRE ASSETS FROM FPL VS YR 1994	101000	394	0	200001	52	91					18-Jan-01
16	6042204203 HOBE-COVE 138KV RADIAL LINE IFN213	1994	01994	000	0368	01	FPL AAV CORP ACQUIRE ASSETS FROM FPL VS YR 1994	101000	394	1	200001	52	91					18-Jan-01
17	6042204210 HOBE-HILLS 138KV RADIAL LINE IFN214	1994	01994	000	0368	01	FPL AAV CORP ACQUIRE ASSETS FROM FPL VS YR 1994	101000	394	0	200001	52	91					18-Jan-01
18	6042222179 IFN219	1994	01994	000	0368	01	FPL AAV CORP ACQUIRE ASSETS FROM FPL VS YR 1994	101000	394	0	200001	52	91					18-Jan-01
19	6042222179 IFN219	1994	01994	000	0368	01	FPL AAV CORP ACQUIRE ASSETS FROM FPL VS YR 1994	101000	394	1	200001	52	91					18-Jan-01
20	6042222186 IFN220	1994	01994	000	0368	01	FPL AAV CORP ACQUIRE ASSETS FROM FPL VS YR 1994	101000	394	0	200001	52	91					18-Jan-01
21	6042222186 IFN220	1994	01994	000	0368	01	FPL AAV CORP ACQUIRE ASSETS FROM FPL VS YR 1994	101000	394	1	200001	52	91					18-Jan-01
22	6042225001 MARTIN-MIDWAY 500KV MARTIN CO IFN221	1994	01994	000	0368	01	FPL AAV CORP ACQUIRE ASSETS FROM FPL VS YR 1994	101000	394	0	200001	52	91					18-Jan-01
23	6042225024 CORBETT-MIDWAY 500KV MARTIN CO IFN222	1994	01994	000	0368	01	FPL AAV CORP ACQUIRE ASSETS FROM FPL VS YR 1994	101000	394	0	200001	52	91					18-Jan-01
24	603014034 CLARK-VENICE IFN267	1994	01994	000	0368	01	FPL AAV CORP ACQUIRE ASSETS FROM FPL VS YR 1994	101000	394	0	200001	52	91					18-Jan-01
25	6051913242 BUCKINGHAM-LAZY ACRES IFN257	1994	01994	000	0368	01	FPL AAV CORP ACQUIRE ASSETS FROM FPL VS YR 1994	101000	394	0	200001	52	91					18-Jan-01
26	6051913242 BUCKINGHAM-LAZY ACRES IFN257	1994	01994	000	0368	01	FPL AAV CORP ACQUIRE ASSETS FROM FPL VS YR 1994	101000	394	0	200001	52	91					18-Jan-01
27	6051913242 BUCKINGHAM-LAZY ACRES IFN257	1994	01994	000	0368	01	FPL AAV CORP ACQUIRE ASSETS FROM FPL VS YR 1994	101000	394	1	200001	52	91					18-Jan-01
28	6052005270 MANATEE - CONSTRUCTION IFN371	1994	01994	000	0368	01	FPL AAV CORP ACQUIRE ASSETS FROM FPL VS YR 1994	101000	394	0	200001	52	91					18-Jan-01
29	6081020158 FLAGAMI-LEVEE 240KV (LEVEE EXT) IFN292	1994	01994	000	0368	01	FPL AAV CORP ACQUIRE ASSETS FROM FPL VS YR 1994	101000	394	0	200001	52	91					18-Jan-01
30	6081020158 FLAGAMI-LEVEE 240KV (LEVEE EXT) IFN292	1994	01994	000	0368	01	FPL AAV CORP ACQUIRE ASSETS FROM FPL VS YR 1994	101000	394	1	200001	52	91					18-Jan-01
31	6081020180 AVOCADO-DAVIS(BOYSTOWN E-DAVIS SEC) IFN293	1994	01994	000	0368	01	FPL AAV CORP ACQUIRE ASSETS FROM FPL VS YR 1994	101000	394	0	200001	52	91					18-Jan-01
32	6081020180 AVOCADO DAVIS(BOYSTOWN E DAVIS SEC) IFN293	1994	01994	000	0368	01	FPL AAV CORP ACQUIRE ASSETS FROM FPL VS YR 1994	101000	394	1	200001	52	91					18-Jan-01
33	6081020183 SEC)IFN294	1994	01994	000	0368	01	FPL AAV CORP ACQUIRE ASSETS FROM FPL VS YR 1994	101000	394	0	200001	52	91					18-Jan-01
34	6081020183 SEC)IFN294	1994	01994	000	0368	01	FPL AAV CORP ACQUIRE ASSETS FROM FPL VS YR 1994	101000	394	1	200001	52	91					18-Jan-01
35	6081020194 IFN295	1994	01994	000	0368	01	FPL AAV CORP ACQUIRE ASSETS FROM FPL VS YR 1994	101000	394	0	200001	52	91					18-Jan-01
36	6081020194 IFN295	1994	01994	000	0368	01	FPL AAV CORP ACQUIRE ASSETS FROM FPL VS YR 1994	101000	394	1	200001	52	91					18-Jan-01
37	6081020209 IFN296	1994	01994	000	0368	01	FPL AAV CORP ACQUIRE ASSETS FROM FPL VS YR 1994	101000	394	0	200001	52	91					18-Jan-01
38	6081008750 NORTHEAST SERVICE CENTER IFN406	1994	01994	000	0368	01	FPL AAV CORP ACQUIRE ASSETS FROM FPL VS YR 1994	101000	394	0	200001	52	91					18-Jan-01
39	6081001165 UG)IFN282	1994	01994	000	0368	01	FPL AAV CORP ACQUIRE ASSETS FROM FPL VS YR 1994	101000	394	0	200001	52	91					18-Jan-01
40	604222086 BREVARD-RANCH (BREVARD CO) IFN166	1995	01995	000	0368	01	FPL AAV CORP ACQUIRE ASSETS FROM FPL VS YR 1995	101000	394	0	200001	52	91					18-Jan-01
41	6023123030 BREVARD-SANFORD (SEMINOLE CO) IFN211	1995	01995	000	0368	01	FPL AAV CORP ACQUIRE ASSETS FROM FPL VS YR 1995	101000	394	0	200001	52	91					18-Jan-01
42	6042819100 RANCH-BROWARD#2 240KV-PALM BCH CO IFN238	1995	01995	000	0368	01	FPL AAV CORP ACQUIRE ASSETS FROM FPL VS YR 1995	101000	394	0	200001	52	91					18-Jan-01
43	6042819100 RANCH-BROWARD#2 240KV-PALM BCH CO IFN238	1995	01995	000	0368	01	FPL AAV CORP ACQUIRE ASSETS FROM FPL VS YR 1995	101000	394	1	200001	52	91					18-Jan-01
44	6042821109 BROWARD-RANCH#2 CORBETT EXT IFN239	1995	01995	000	0368	01	FPL AAV CORP ACQUIRE ASSETS FROM FPL VS YR 1995	101000	394	0	200001	52	91					18-Jan-01
45	6042821109 BROWARD-RANCH#2 CORBETT EXT IFN239	1995	01995	000	0368	01	FPL AAV CORP ACQUIRE ASSETS FROM FPL VS YR 1995	101000	394	1	200001	52	91					18-Jan-01
46	6042846109 IFN228	1995	01995	000	0368	01	FPL AAV CORP ACQUIRE ASSETS FROM FPL VS YR 1995	101000	394	0	200001	52	91					18-Jan-01

(L)

(A) (B)

cd_cpr	tx_cpr_desc	lnsv	ld_wd	pd	pd_loc	se	tx_desc	id_gl	acc	prmy	st	dt	ldpr	pd	ld_s	my_pa_add	my_pa_xfer	my_plnt_bal	dt_sths_updt
1	6042846109 IFN228	1995	01995	000	0368	01	FPL AAV CORP ACQUIRE ASSETS FROM FPL VS YR 1995	101000	394	1	200001	52	91						18-Jan-01
2	6070518062 LAUDERDALE-DAVIE IFN40	1995	01995	000	0368	01	FPL AAV CORP ACQUIRE ASSETS FROM FPL VS YR 1995	101000	394	0	200001	52	91						18-Jan-01
3	6070518062 LAUDERDALE-DAVIE IFN40	1995	01995	000	0368	01	FPL AAV CORP ACQUIRE ASSETS FROM FPL VS YR 1995	101000	394	1	200001	52	91						18-Jan-01
4	6070518067 DAVIE-JACARANDA-MOTOROLA IFN41	1995	01995	000	0368	01	FPL AAV CORP ACQUIRE ASSETS FROM FPL VS YR 1995	101000	394	0	200001	52	91						18-Jan-01
5	6070518067 DAVIE-JACARANDA-MOTOROLA IFN41	1995	01995	000	0368	01	FPL AAV CORP ACQUIRE ASSETS FROM FPL VS YR 1995	101000	394	1	200001	52	91						18-Jan-01
6	6070518072 MOTOROLA-SPRINGTREE-77S3 IFN42	1995	01995	000	0368	01	FPL AAV CORP ACQUIRE ASSETS FROM FPL VS YR 1995	101000	394	0	200001	52	91						18-Jan-01
7	6070518072 MOTOROLA-SPRINGTREE-77S3 IFN42	1995	01995	000	0368	01	FPL AAV CORP ACQUIRE ASSETS FROM FPL VS YR 1995	101000	394	1	200001	52	91						18-Jan-01
8	6070519118 RANCH-BROWARD #2 240KV (BROWARD CO) IFN43	1995	01995	000	0368	01	FPL AAV CORP ACQUIRE ASSETS FROM FPL VS YR 1995	101000	394	0	200001	52	91						18-Jan-01
9	6070519118 RANCH-BROWARD #2 240KV (BROWARD CO) IFN43	1995	01995	000	0368	01	FPL AAV CORP ACQUIRE ASSETS FROM FPL VS YR 1995	101000	394	1	200001	52	91						18-Jan-01
10	6070519130 BROWARD-LAUDERDALE #2 240 KV IFN165	1995	01995	000	0368	01	FPL AAV CORP ACQUIRE ASSETS FROM FPL VS YR 1995	101000	394	0	200001	52	91						18-Jan-01
11	6070519130 BROWARD-LAUDERDALE #2 240 KV IFN165	1995	01995	000	0368	01	FPL AAV CORP ACQUIRE ASSETS FROM FPL VS YR 1995	101000	394	1	200001	52	91						18-Jan-01
12	6070519154 ANDYTOWN-LAUDERDALE #2 & #3 240KV IFN130	1995	01995	000	0368	01	FPL AAV CORP ACQUIRE ASSETS FROM FPL VS YR 1995	101000	394	0	200001	52	91						18-Jan-01
13	6070519154 ANDYTOWN-LAUDERDALE #2 & #3 240KV IFN130	1995	01995	000	0368	01	FPL AAV CORP ACQUIRE ASSETS FROM FPL VS YR 1995	101000	394	1	200001	52	91						18-Jan-01
14	6070520103 DADE-LAUDERDALE #3 & #4 (BROWARD CO) IFN272	1995	01995	000	0368	01	FPL AAV CORP ACQUIRE ASSETS FROM FPL VS YR 1995	101000	394	0	200001	52	91						18-Jan-01
15	6070520103 DADE-LAUDERDALE #3 & #4 (BROWARD CO) IFN272	1995	01995	000	0368	01	FPL AAV CORP ACQUIRE ASSETS FROM FPL VS YR 1995	101000	394	1	200001	52	91						18-Jan-01
16	6070525001 CDJIFN275	1995	01995	000	0368	01	FPL AAV CORP ACQUIRE ASSETS FROM FPL VS YR 1995	101000	394	0	200001	52	91						18-Jan-01
17	6070507410 CENTRAL BROWARD SERV GEN (SUNRISE) IFN383	1995	01995	000	0368	01	FPL AAV CORP ACQUIRE ASSETS FROM FPL VS YR 1995	101000	394	0	200001	52	91						18-Jan-01
18	6070507550 CENTRAL BROWARD SERVICE PLANNING IFN385	1995	01995	000	0368	01	FPL AAV CORP ACQUIRE ASSETS FROM FPL VS YR 1995	101000	394	0	200001	52	91						18-Jan-01
19	6070508500 BROWARD IFN69	1995	01995	000	0368	01	FPL AAV CORP ACQUIRE ASSETS FROM FPL VS YR 1995	101000	394	0	200001	52	91						18-Jan-01
20	6070500000 BROWARD COUNTY SOUTHEASTERN DIVISION	1995	01995	000	0368	01	FPL AAV CORP ACQUIRE ASSETS FROM FPL VS YR 1995	101000	394	0	200001	52	91						18-Jan-01
21	6081020093 DADE LAUDERDALE #3 & #4(DADE CO) IFN178	1995	01995	000	0368	01	FPL AAV CORP ACQUIRE ASSETS FROM FPL VS YR 1995	101000	394	0	200001	52	91						18-Jan-01
22	6081020093 DADE LAUDERDALE #3 & #4(DADE CO) IFN178	1995	01995	000	0368	01	FPL AAV CORP ACQUIRE ASSETS FROM FPL VS YR 1995	101000	394	1	200001	52	91						18-Jan-01
23	6081008750 NORTHEAST SERVICE CENTER IFN406	1995	01995	000	0368	01	FPL AAV CORP ACQUIRE ASSETS FROM FPL VS YR 1995	101000	394	0	200001	52	91						18-Jan-01
24	6081008880 METER SERVICE CENTER IFN410	1995	01995	000	0368	01	FPL AAV CORP ACQUIRE ASSETS FROM FPL VS YR 1995	101000	394	0	200001	52	91						18-Jan-01
25	6081001237 FLAGAMI-MERCHANDISE IFN286	1995	01995	000	0368	01	FPL AAV CORP ACQUIRE ASSETS FROM FPL VS YR 1995	101000	394	0	200001	52	91						18-Jan-01
26	6081001164 DAVIS-KROME (INCLUDES TAMIAHI DIP)IFN281	1995	01995	000	0368	01	FPL AAV CORP ACQUIRE ASSETS FROM FPL VS YR 1995	101000	394	0	200001	52	91						18-Jan-01
27	6081123030 BREVARD-SANFORD (SEMINOLE CO) IFN211	1996	01996	000	0368	01	FPL AAV CORP ACQUIRE ASSETS FROM FPL VS YR 1996	101000	394	1	200001	52	91						18-Jan-01
28	6082804069 PLUMOSUS-RIVIERA #1- TL (IFN19)	1996	01996	000	0368	01	FPL AAV CORP ACQUIRE ASSETS FROM FPL VS YR 1996	101000	394	1	200001	52	91						18-Jan-01
29	FIBER - PRE 1998																		
								Total											

(9)

(B)

(A) (B)

1	222160	HOBE-INDIANTOWN 240KV IFN218	1997	01997	000	0368	01	FPL AAV CORP ACQUIRE ASSETS FROM FPL VS YR 1997	101000	397	0	200001	52	91			18-Jan-01
2	325068	ANDYTOWN-ORANGE RIVER(500KV LN COLLIER)IFN192	1997	01997	000	0368	01	FPL AAV CORP ACQUIRE ASSETS FROM FPL VS YR 1997	101000	397	0	200001	52	91			18-Jan-01
3	543500	LAUDERDALE PLANT SWITCHYARD IFN137	1997	01997	000	0368	01	FPL AAV CORP ACQUIRE ASSETS FROM FPL VS YR 1997	101000	397	0	200001	52	91			18-Jan-01
4	000000	DADE COUNTY-SOUTHERN DIVISION	1997	01997	000	0368	01	FPL AAV CORP ACQUIRE ASSETS FROM FPL VS YR 1997	101000	397	0	200001	52	91			18-Jan-01
5	000002	GRANDE CNTRL OFFC-BLDG BELL SOUTH CO(IFN26)	1997	01997	000	0368	01	FPL AAV CORP ACQUIRE ASSETS FROM FPL VS YR 1997	101000	397	0	200001	52	91			18-Jan-01
6	000003	LEMON CITY-SPRINT POP(DSBN)FIBER IFN82	1997	01997	000	0368	01	FPL AAV CORP ACQUIRE ASSETS FROM FPL VS YR 1997	101000	397	0	200001	52	91			18-Jan-01
7	000003	LEMON CITY-SPRINT POP(DSBN)FIBER IFN82	1997	01997	000	0368	01	FPL AAV CORP ACQUIRE ASSETS FROM FPL VS YR 1997	101000	397	0	200001	52	91			18-Jan-01
8	25001	ANDYTOWN-ORANGE RIVER 500KV (BROW CO)IFN275	1997	01997	000	0368	01	FPL AAV CORP ACQUIRE ASSETS FROM FPL VS YR 1997	101000	397	0	200001	52	91			18-Jan-01
9	603159	FT LAUDERDALE-PORT SUB IFN38	1997	01997	000	0368	01	FPL AAV CORP ACQUIRE ASSETS FROM FPL VS YR 1997	101000	397	0	200001	52	91			18-Jan-01
10	039166	SECT IFN35	1997	01997	000	0368	01	FPL AAV CORP ACQUIRE ASSETS FROM FPL VS YR 1997	101000	397	0	200001	52	91			18-Jan-01
11	502038	LAUDERDALE SES-HOLLYWOOD TIE IFN37	1997	01997	000	0368	01	FPL AAV CORP ACQUIRE ASSETS FROM FPL VS YR 1997	101000	397	0	200001	52	91			18-Jan-01
12	030001	LAUD-PINEHURST-POMPANO-P BCH CO-TL IFN60	1997	01997	000	0368	01	FPL AAV CORP ACQUIRE ASSETS FROM FPL VS YR 1997	101000	397	0	200001	52	91			18-Jan-01
13	24087	RINGLING-VENICE #2 IFN195	1997	01997	000	0368	01	FPL AAV CORP ACQUIRE ASSETS FROM FPL VS YR 1997	101000	397	0	200001	52	91			18-Jan-01
14	5043	IFN171	1997	01997	000	0368	01	FPL AAV CORP ACQUIRE ASSETS FROM FPL VS YR 1997	101000	397	0	200001	52	91			18-Jan-01
15	01179	FLAGAMI-137TH AVE IFN283	1997	01997	000	0368	01	FPL AAV CORP ACQUIRE ASSETS FROM FPL VS YR 1997	101000	397	0	200001	52	91			18-Jan-01
16	01199	LITTLE RVR-MIA SHORES NEW SPRINT POP IFN396	1997	01997	000	0368	01	FPL AAV CORP ACQUIRE ASSETS FROM FPL VS YR 1997	101000	397	0	200001	52	91			18-Jan-01
17	01199	LITTLE RVR-MIA SHORES NEW SPRINT POP IFN396	1997	01997	000	0368	01	FPL AAV CORP ACQUIRE ASSETS FROM FPL VS YR 1997	101000	397	0	200001	52	91			18-Jan-01
18	01249	LITTLE RIVER-LEMON CITY NEW SPRINT POP IFN397	1997	01997	000	0368	01	FPL AAV CORP ACQUIRE ASSETS FROM FPL VS YR 1997	101000	397	0	200001	52	91			18-Jan-01
19	01249	LITTLE RIVER-LEMON CITY NEW SPRINT POP IFN397	1997	01997	000	0368	01	FPL AAV CORP ACQUIRE ASSETS FROM FPL VS YR 1997	101000	397	0	200001	52	91			18-Jan-01
20	01286	DADE-MIAMI SHORES 240KV NEW SPRINT POP IFN287	1997	01997	000	0368	01	FPL AAV CORP ACQUIRE ASSETS FROM FPL VS YR 1997	101000	397	0	200001	52	91			18-Jan-01
21	01286	DADE-MIAMI SHORES 240KV NEW SPRINT POP IFN287	1997	01997	000	0368	01	FPL AAV CORP ACQUIRE ASSETS FROM FPL VS YR 1997	101000	397	0	200001	52	91			18-Jan-01
22	00907	UG-MIAMI-LAWRENCE 138KV CABLE IFN276	1997	01997	000	0368	01	FPL AAV CORP ACQUIRE ASSETS FROM FPL VS YR 1997	101000	397	0	200001	52	91			18-Jan-01
23	01024	BISCAYNE-MIAMI SHORES NEW SPRINT POP IFN394	1997	01997	000	0368	01	FPL AAV CORP ACQUIRE ASSETS FROM FPL VS YR 1997	101000	397	0	200001	52	91			18-Jan-01
24	01024	BISCAYNE-MIAMI SHORES NEW SPRINT POP IFN394	1997	01997	000	0368	01	FPL AAV CORP ACQUIRE ASSETS FROM FPL VS YR 1997	101000	397	0	200001	52	91			18-Jan-01
25	01143	LITTLE RVR-S/O MIA SHRS NEW SPRINT POP IFN395	1997	01997	000	0368	01	FPL AAV CORP ACQUIRE ASSETS FROM FPL VS YR 1997	101000	397	0	200001	52	91			18-Jan-01
26	01143	LITTLE RVR-S/O MIA SHRS NEW SPRINT POP IFN395	1997	01997	000	0368	01	FPL AAV CORP ACQUIRE ASSETS FROM FPL VS YR 1997	101000	397	0	200001	52	91			18-Jan-01
27	017040	COLUMBIA-LIV OAK TAP SECTION (IFN133)	1998	01998	000	0368	01	FPL AAV CORP ACQUIRE ASSETS FROM FPL VS YR 1998	101000	397	0	200001	52	91			18-Jan-01
28	07052	LIVE OAK TAP SEC-EAST OAK(COLUMBIA CO)IFN121	1998	01998	000	0368	01	FPL AAV CORP ACQUIRE ASSETS FROM FPL VS YR 1998	101000	397	0	200001	52	91			18-Jan-01
29	07084	COLUMBIA-MACCLENNY (COLUMBIA CO) IFN128	1998	01998	000	0368	01	FPL AAV CORP ACQUIRE ASSETS FROM FPL VS YR 1998	101000	397	0	200001	52	91			18-Jan-01
30	09120	BALDWIN-MACCLENNY (DUVAL CO) IFN93	1998	01998	000	0368	01	FPL AAV CORP ACQUIRE ASSETS FROM FPL VS YR 1998	101000	397	0	200001	52	91			18-Jan-01
31	09232	BALDWIN-DUVAL 240KV LINE (IFN153)	1998	01998	000	0368	01	FPL AAV CORP ACQUIRE ASSETS FROM FPL VS YR 1998	101000	397	0	200001	52	91			18-Jan-01
32	07055	LIVE OAK TAP STA-EAST OAK(SUWANNEE CO)IFN125	1998	01998	000	0368	01	FPL AAV CORP ACQUIRE ASSETS FROM FPL VS YR 1998	101000	397	0	200001	52	91			18-Jan-01
33	07061	EAST-OAK SUWANNEE TAP (IFN76)	1998	01998	000	0368	01	FPL AAV CORP ACQUIRE ASSETS FROM FPL VS YR 1998	101000	397	0	200001	52	91			18-Jan-01
34	07102	LIVE OAK-SUWANNEE PLT (FPC) 115KV-IFN70	1998	01998	000	0368	01	FPL AAV CORP ACQUIRE ASSETS FROM FPL VS YR 1998	101000	397	0	200001	52	91			18-Jan-01
35	05013	OLSO-WEST SUB VERO BEACH IFN175	1998	01998	000	0368	01	FPL AAV CORP ACQUIRE ASSETS FROM FPL VS YR 1998	101000	397	0	200001	52	91			18-Jan-01
36	22086	BREVARD-RANCH (BREVARD CO) IFN166	1998	01998	000	0368	01	FPL AAV CORP ACQUIRE ASSETS FROM FPL VS YR 1998	101000	397	0	200001	52	91			18-Jan-01
37	09124	BALDWIN-MACCLENNY(BAKER CO) IFN147	1998	01998	000	0368	01	FPL AAV CORP ACQUIRE ASSETS FROM FPL VS YR 1998	101000	397	0	200001	52	91			18-Jan-01
38	17066	COLUMBIA-MACCLENNY(BAKER CO)IFN150	1998	01998	000	0368	01	FPL AAV CORP ACQUIRE ASSETS FROM FPL VS YR 1998	101000	397	0	200001	52	91			18-Jan-01
39	014000	COLUMBIA SUBSTATION (BLDG) (IFN100)	1998	01998	000	0368	01	FPL AAV CORP ACQUIRE ASSETS FROM FPL VS YR 1998	101000	397	0	200001	52	91			18-Jan-01
40	02279	BREVARD SERVICE CENTER (BLDG.) (IFN142)	1998	01998	000	0368	01	FPL AAV CORP ACQUIRE ASSETS FROM FPL VS YR 1998	101000	397	0	200001	52	91			18-Jan-01
41	05056	EAU GALLIE-MELBOURNE LINE IFN135	1998	01998	000	0368	01	FPL AAV CORP ACQUIRE ASSETS FROM FPL VS YR 1998	101000	397	0	200001	52	91			18-Jan-01
42	05057	BELL SOUTH(728 E PALMETTO) BUILD OUT IFN64	1998	01998	000	0368	01	FPL AAV CORP ACQUIRE ASSETS FROM FPL VS YR 1998	101000	397	0	200001	52	91			18-Jan-01
43	06003	BREVARD-CITY POINT TAP-CLEARLAKE IFN167	1998	01998	000	0368	01	FPL AAV CORP ACQUIRE ASSETS FROM FPL VS YR 1998	101000	397	0	200001	52	91			18-Jan-01
44	09079	SANFORD PLANT (BLDG) (IFN65)	1998	01998	000	0368	01	FPL AAV CORP ACQUIRE ASSETS FROM FPL VS YR 1998	101000	397	0	200001	52	91			18-Jan-01
45	23070	VOLUSIA-SR40 E/O DELAND IFN204	1998	01998	000	0368	01	FPL AAV CORP ACQUIRE ASSETS FROM FPL VS YR 1998	101000	397	0	200001	52	91			18-Jan-01
46	000000	NORTHEASTERN DIVISION-SOUTH AREA	1998	01998	000	0368	01	FPL AAV CORP ACQUIRE ASSETS FROM FPL VS YR 1998	101000	397	0	200001	52	91			18-Jan-01
47	02160	MERRITT ISLAND SERVICE CENTER IFN318	1998	01998	000	0368	01	FPL AAV CORP ACQUIRE ASSETS FROM FPL VS YR 1998	101000	397	0	200001	52	91			18-Jan-01

(C)

(A) (B)

1	6081000002	GRANDE CNTRL OFFC-BLDG BELL SOUTH CO(IFN26)	1997	01997	000	0368	01	FPL AAV CORP ACQUIRE ASSETS FROM FPL VS YR 1997	101000	398	0	200001	52	91
2	6081000004	ICI POP-DADE COUNTY AREA-(IFN117)	1997	01997	000	0368	01	FPL AAV CORP ACQUIRE ASSETS FROM FPL VS YR 1997	101000	398	0	200001	52	91
3	6070512000	PORT EVERGLADES POWER PLANT COMMON IFN303	1997	01997	000	0368	01	FPL AAV CORP ACQUIRE ASSETS FROM FPL VS YR 1997	101000	398	0	200001	52	91
4	6070507311	POMPANO BEACH-MCI (BLDG) IFN22	1997	01997	000	0368	01	FPL AAV CORP ACQUIRE ASSETS FROM FPL VS YR 1997	101000	398	0	200001	52	91
5	6070508000	FT LAUDERDALE POWER PLANT COMMON IFN302	1997	01997	000	0368	01	FPL AAV CORP ACQUIRE ASSETS FROM FPL VS YR 1997	101000	398	0	200001	52	91
6	6070509089	LAUDERDALE PLANT (BLDG) (IFN3)	1997	01997	000	0368	01	FPL AAV CORP ACQUIRE ASSETS FROM FPL VS YR 1997	101000	398	0	200001	52	91
7	6070500001	BELL FT LAUDERDALE CO -(IFN74)	1997	01997	000	0368	01	FPL AAV CORP ACQUIRE ASSETS FROM FPL VS YR 1997	101000	398	0	200001	52	91
8	6070500500	ANDYTOWN (BLDG) (IFN1)	1997	01997	000	0368	01	FPL AAV CORP ACQUIRE ASSETS FROM FPL VS YR 1997	101000	398	0	200001	52	91
9	6053005719	VENICE SERVICE CENTER BLDG (IFN11)	1997	01997	000	0368	01	FPL AAV CORP ACQUIRE ASSETS FROM FPL VS YR 1997	101000	398	0	200001	52	91
10	6053005719	VENICE SERVICE CENTER BLDG (IFN11)	1997	01997	000	0368	01	FPL AAV CORP ACQUIRE ASSETS FROM FPL VS YR 1997	101000	398	0	200001	32	91
11	6053005809	SARASOTA EMERG SVC. BLDG IFN10	1997	01997	000	0368	01	FPL AAV CORP ACQUIRE ASSETS FROM FPL VS YR 1997	101000	398	0	200001	32	91
12	6053005809	SARASOTA EMERG SVC. BLDG IFN10	1997	01997	000	0368	01	FPL AAV CORP ACQUIRE ASSETS FROM FPL VS YR 1997	101000	398	0	200001	52	91
13	6053005810	SARASOTA MAIN - GTE TELE CO -BLDG (IFN91)	1997	01997	000	0368	01	FPL AAV CORP ACQUIRE ASSETS FROM FPL VS YR 1997	101000	398	0	200001	32	91
14	6053005810	SARASOTA MAIN - GTE TELE CO -BLDG (IFN91)	1997	01997	000	0368	01	FPL AAV CORP ACQUIRE ASSETS FROM FPL VS YR 1997	101000	398	0	200001	52	91
15	6053005519	TOLEDO BLADE SVC CTR BLDG (IFN12)	1997	01997	000	0368	01	FPL AAV CORP ACQUIRE ASSETS FROM FPL VS YR 1997	101000	398	0	200001	32	91
16	6053005519	TOLEDO BLADE SVC CTR BLDG (IFN12)	1997	01997	000	0368	01	FPL AAV CORP ACQUIRE ASSETS FROM FPL VS YR 1997	101000	398	0	200001	52	91
17	6052009179	MANATEE PLANT (BLDG) (IFN58)	1997	01997	000	0368	01	FPL AAV CORP ACQUIRE ASSETS FROM FPL VS YR 1997	101000	398	0	200001	32	91
18	6052009179	MANATEE PLANT (BLDG) (IFN58)	1997	01997	000	0368	01	FPL AAV CORP ACQUIRE ASSETS FROM FPL VS YR 1997	101000	398	0	200001	52	91
19	6051901079	SR29 F/O RE-GEN (REPEATER) (BLDG) (IFN152)	1997	01997	000	0368	01	FPL AAV CORP ACQUIRE ASSETS FROM FPL VS YR 1997	101000	398	0	200001	32	91
20	6051905301	FT MYERS-UNITED TELE CO-BLDG (IFN21-UTC)	1997	01997	000	0368	01	FPL AAV CORP ACQUIRE ASSETS FROM FPL VS YR 1997	101000	398	0	200001	52	91
21	6051905309	FT MYERS (BLDG) (IFN2)	1997	01997	000	0368	01	FPL AAV CORP ACQUIRE ASSETS FROM FPL VS YR 1997	101000	398	0	200001	32	91
22	6051905309	FT MYERS (BLDG) (IFN2)	1997	01997	000	0368	01	FPL AAV CORP ACQUIRE ASSETS FROM FPL VS YR 1997	101000	398	0	200001	52	91
23	6092600001	BEE LINE REGEN SITE-U.S.SPRINT BLDG (IFN27)	1997	01997	000	0368	01	FPL AAV CORP ACQUIRE ASSETS FROM FPL VS YR 1997	101000	398	0	200001	32	91
24	6092600002	ORLANDO POP SITE - BTI CO. BLDG (IFN57)	1997	01997	000	0368	01	FPL AAV CORP ACQUIRE ASSETS FROM FPL VS YR 1997	101000	398	0	200001	52	91
25	6092700001	POINCIANA REGEN SITE-U S SPRINT BLDG IFN46	1997	01997	000	0368	01	FPL AAV CORP ACQUIRE ASSETS FROM FPL VS YR 1997	101000	398	0	200001	32	91
26	6093700001	TECO PLAZA(TAMPA ELEC.CO)DROP SITE (IFN55)	1997	01997	000	0368	01	FPL AAV CORP ACQUIRE ASSETS FROM FPL VS YR 1997	101000	398	0	200001	52	91
27	6093800001	BARTOW REGEN SITE-U.S SPRINT BLDG(IFN28)	1997	01997	000	0368	01	FPL AAV CORP ACQUIRE ASSETS FROM FPL VS YR 1997	101000	398	0	200001	32	91
28	6081008720	SOUTHWEST SERVICE CENTER IFN404	1997	01997	000	0368	01	FPL AAV CORP ACQUIRE ASSETS FROM FPL VS YR 1997	101000	398	0	200001	52	91
29	6081000148	ADMIN SVCS (BLDG) (IFN4)	1997	01997	000	0368	01	FPL AAV CORP ACQUIRE ASSETS FROM FPL VS YR 1997	101000	398	0	200001	32	91
30	6081000190	MIAMI DIVISION OFFICE BLDG SRVS IFN388	1997	01997	000	0368	01	FPL AAV CORP ACQUIRE ASSETS FROM FPL VS YR 1997	101000	398	0	200001	52	91
31	6030914000	COLUMBIA SUBSTATION (BLDG) (IFN100)	1998	01998	000	0368	01	FPL AAV CORP ACQUIRE ASSETS FROM FPL VS YR 1998	101000	398	0	200001	32	91
32	6031200001	JACKSONVILLE POP (IFN145)	1998	01998	000	0368	01	FPL AAV CORP ACQUIRE ASSETS FROM FPL VS YR 1998	101000	398	0	200001	52	91
33	6041800001	BELLSOUTH C O. VERO BEACH (IFN132)	1998	01998	000	0368	01	FPL AAV CORP ACQUIRE ASSETS FROM FPL VS YR 1998	101000	398	0	200001	32	91
34	6020402279	BREVARD SERVICE CENTER (BLDG) (IFN142)	1998	01998	000	0368	01	FPL AAV CORP ACQUIRE ASSETS FROM FPL VS YR 1998	101000	398	0	200001	52	91
35	6020402411	TITUSVILLE REGEN SITE-U S SPRINT BLDG IFN24	1998	01998	000	0368	01	FPL AAV CORP ACQUIRE ASSETS FROM FPL VS YR 1998	101000	398	0	200001	32	91
36	6020409139	CAPE CANAVERAL PLANT (BLDG)(IFN154)	1998	01998	000	0368	01	FPL AAV CORP ACQUIRE ASSETS FROM FPL VS YR 1998	101000	398	0	200001	52	91
37	6013609079	SANFORD PLANT (BLDG) (IFN65)	1998	01998	000	0368	01	FPL AAV CORP ACQUIRE ASSETS FROM FPL VS YR 1998	101000	398	0	200001	32	91
38	6020400001	BELLSOUTH COCOA BEACH (IFN138)	1998	01998	000	0368	01	FPL AAV CORP ACQUIRE ASSETS FROM FPL VS YR 1998	101000	398	0	200001	52	91
39	6020402219	MELBOURNE SERVICE CENTER-(IFN95)	1998	01998	000	0368	01	FPL AAV CORP ACQUIRE ASSETS FROM FPL VS YR 1998	101000	398	0	200001	32	91
40	6013601109	DAYTONA BEACH ADM SVCS (BLDG)(IFN6)	1998	01998	000	0368	01	FPL AAV CORP ACQUIRE ASSETS FROM FPL VS YR 1998	101000	398	0	200001	52	91
41	6013601111	DAYTONA REGEN SITE-U.S SPRINT BLDG(IFN23)	1998	01998	000	0368	01	FPL AAV CORP ACQUIRE ASSETS FROM FPL VS YR 1998	101000	398	0	200001	32	91
42	6013601112	DAYTONA REGEN SITE-BELL SOUTH BLDG(IFN33)	1998	01998	000	0368	01	FPL AAV CORP ACQUIRE ASSETS FROM FPL VS YR 1998	101000	398	0	200001	52	91
43	6013601190	PORT ORANGE SERVICE CENTER IFN314	1998	01998	000	0368	01	FPL AAV CORP ACQUIRE ASSETS FROM FPL VS YR 1998	101000	398	0	200001	32	91
44	6012907088	PUTNAM-ST JOHNS CO LINE (IFN54)	1998	01998	000	0368	01	FPL AAV CORP ACQUIRE ASSETS FROM FPL VS YR 1998	101000	398	0	200001	52	91
45	6013200001	ST AUGUSTINE CO-BELLSOUTH (IFN157)	1998	01998	000	0368	01	FPL AAV CORP ACQUIRE ASSETS FROM FPL VS YR 1998	101000	398	0	200001	32	91
46	6013255400	MILLCREEK SUB (IFN113)	1998	01998	000	0368	01	FPL AAV CORP ACQUIRE ASSETS FROM FPL VS YR 1998	101000	398	0	200001	52	91
47	6011301619	FLAGLER SERVICE CENTER (BLDG) (IFN7)	1998	01998	000	0368	01	FPL AAV CORP ACQUIRE ASSETS FROM FPL VS YR 1998	101000	398	0	200001	32	91

(M)

(A) (B)

1	6043354970	MIDWAY SUBSTATION (BLDG) (IFN5)	1998	01998	000	0368	01	FPL AAV CORP ACQUIRE ASSETS FROM FPL VS YR 1998	101000	398	0	200001	52	91		
2	6042804381	CSE-CUST SERVICE EAST (IFN130)	1998	01998	000	0368	01	FPL AAV CORP ACQUIRE ASSETS FROM FPL VS YR 1998	101000	398	0	200001	52	91		
3	6042804389	CSE-CUST SERVICE EAST (IFN9)	1998	01998	000	0368	01	FPL AAV CORP ACQUIRE ASSETS FROM FPL VS YR 1998	101000	398	0	200001	52	91		
4	6042800002	GARDENS CNTRL OFFC-BLDG BELL SOUTH (IFN25)	1998	01998	000	0368	01	FPL AAV CORP ACQUIRE ASSETS FROM FPL VS YR 1998	101000	398	0	200001	52	91		
5	6042800009	WEST PALM - BELLSOUTH ANNEX C O. (IFN45)	1998	01998	000	0368	01	FPL AAV CORP ACQUIRE ASSETS FROM FPL VS YR 1998	101000	398	0	200001	52	91		
6	6042800570	JUNO TRAINING & OFFICE FACILITY IFN325	1998	01998	000	0368	01	FPL AAV CORP ACQUIRE ASSETS FROM FPL VS YR 1998	101000	398	0	200001	52	91		
7	6042800571	JUNO TRAINING & OFFICE FACILITY (IFN156)	1998	01998	000	0368	01	FPL AAV CORP ACQUIRE ASSETS FROM FPL VS YR 1998	101000	398	0	200001	52	91		
8	6042209189	MARTIN PLANT BLDG. (IFN8)	1998	01998	000	0368	01	FPL AAV CORP ACQUIRE ASSETS FROM FPL VS YR 1998	101000	398	0	200001	52	91		
9	6050600001	SPRINT PT CHARLOTTE CO. (IFN94)	1998	01998	000	0368	01	FPL AAV CORP ACQUIRE ASSETS FROM FPL VS YR 1998	101000	398	0	200001	52	91		
10	6050605511	FRANKLIN SERVICE CENTER IFN358	1998	01998	000	0368	01	FPL AAV CORP ACQUIRE ASSETS FROM FPL VS YR 1998	101000	398	0	200001	52	91		
11	6081000004	ICI POP-DADE COUNTY AREA-(IFN117)	1998	01998	000	0368	01	FPL AAV CORP ACQUIRE ASSETS FROM FPL VS YR 1998	101000	398	0	200001	52	91		
12	6070509089	LAUDERDALE PLANT (BLDG) (IFN3)	1998	01998	000	0368	01	FPL AAV CORP ACQUIRE ASSETS FROM FPL VS YR 1998	101000	398	0	200001	52	91		
13	6070500003	BELLSOUTH C.O HOLLYWOOD (IFN151)	1998	01998	000	0368	01	FPL AAV CORP ACQUIRE ASSETS FROM FPL VS YR 1998	101000	398	0	200001	52	91		
14	6070500500	ANDYTOWN (BLDG) (IFN1)	1998	01998	000	0368	01	FPL AAV CORP ACQUIRE ASSETS FROM FPL VS YR 1998	101000	398	0	200001	52	91		
15	6053005719	VENICE SERVICE CENTER BLDG (IFN11)	1998	01998	000	0368	01	FPL AAV CORP ACQUIRE ASSETS FROM FPL VS YR 1998	101000	398	0	200001	52	91		
16	6053005809	SARASOTA EMERG SVC. BLDG IFN10	1998	01998	000	0368	01	FPL AAV CORP ACQUIRE ASSETS FROM FPL VS YR 1998	101000	398	0	200001	52	91		
17	6053005519	TOLEDO BLADE SVC CTR BLDG (IFN12)	1998	01998	000	0368	01	FPL AAV CORP ACQUIRE ASSETS FROM FPL VS YR 1998	101000	398	0	200001	52	91		
18	6051901079	SR29 F/O RE-GEN (REPEATER) (BLDG) (IFN152)	1998	01998	000	0368	01	FPL AAV CORP ACQUIRE ASSETS FROM FPL VS YR 1998	101000	398	0	200001	52	91		
19	6051905301	FT MYERS-UNITED TELE CO-BLDG (IFN21-UTC)	1998	01998	000	0368	01	FPL AAV CORP ACQUIRE ASSETS FROM FPL VS YR 1998	101000	398	0	200001	52	91		
20	6051905309	FT MYERS (BLDG) (IFN2)	1998	01998	000	0368	01	FPL AAV CORP ACQUIRE ASSETS FROM FPL VS YR 1998	101000	398	0	200001	52	91		
21	6051909111	FT MYERS PLANT (IFN59)	1998	01998	000	0368	01	FPL AAV CORP ACQUIRE ASSETS FROM FPL VS YR 1998	101000	398	0	200001	52	91		
22	6092600002	ORLANDO POP SITE - BTI CO BLDG (IFN57)	1998	01998	000	0368	01	FPL AAV CORP ACQUIRE ASSETS FROM FPL VS YR 1998	101000	398	0	200001	52	91		
23	6093700001	TECO PLAZA(TAMPA ELEC.CO)DROP SITE (IFN55)	1998	01998	000	0368	01	FPL AAV CORP ACQUIRE ASSETS FROM FPL VS YR 1998	101000	398	0	200001	52	91		
24	6081000148	ADMIN SVCS (BLDG) (IFN4)	1998	01998	000	0368	01	FPL AAV CORP ACQUIRE ASSETS FROM FPL VS YR 1998	101000	398	0	200001	52	91		
25	6031200001	JACKSONVILLE POP (IFN145)	1999	01999	000	0368	01	FPL AAV CORP ACQUIRE ASSETS FROM FPL VS YR 1999	101000	398	0	200001	52	91		
26	6031200002	JACKSONVILLE (IFN50)	1999	01999	000	0368	01	FPL AAV CORP ACQUIRE ASSETS FROM FPL VS YR 1999	101000	398	0	200001	52	91		
27	6020402279	BREVARD SERVICE CENTER (BLDG.) (IFN142)	1999	01999	000	0368	01	FPL AAV CORP ACQUIRE ASSETS FROM FPL VS YR 1999	101000	398	0	200001	52	91		
28	6020409139	CAPE CANAVERAL PLANT (BLDG)(IFN154)	1999	01999	000	0368	01	FPL AAV CORP ACQUIRE ASSETS FROM FPL VS YR 1999	101000	398	0	200001	52	91		
29	6013609079	SANFORD PLANT (BLDG) (IFN65)	1999	01999	000	0368	01	FPL AAV CORP ACQUIRE ASSETS FROM FPL VS YR 1999	101000	398	0	200001	52	91		
30	6013601109	DAYTONA BEACH ADM SVCS (BLDG)(IFN6)	1999	01999	000	0368	01	FPL AAV CORP ACQUIRE ASSETS FROM FPL VS YR 1999	101000	398	0	200001	52	91		
31	6011301619	FLAGLER SERVICE CENTER (BLDG) (IFN7)	1999	01999	000	0368	01	FPL AAV CORP ACQUIRE ASSETS FROM FPL VS YR 1999	101000	398	0	200001	52	91		
32	6043304862	MIDWAY-E OF F BUILDING FIBER OPTIC (IFN83)	1999	01999	000	0368	01	FPL AAV CORP ACQUIRE ASSETS FROM FPL VS YR 1999	101000	398	0	200001	52	91		
33	6042804389	CSE-CUST SERVICE EAST (IFN9)	1999	01999	000	0368	01	FPL AAV CORP ACQUIRE ASSETS FROM FPL VS YR 1999	101000	398	0	200001	52	91		
34	6042800009	WEST PALM - BELLSOUTH ANNEX C O (IFN45)	1999	01999	000	0368	01	FPL AAV CORP ACQUIRE ASSETS FROM FPL VS YR 1999	101000	398	0	200001	52	91		
35	6042800571	JUNO TRAINING & OFFICE FACILITY (IFN156)	1999	01999	000	0368	01	FPL AAV CORP ACQUIRE ASSETS FROM FPL VS YR 1999	101000	398	0	200001	52	91		
36	6042209189	MARTIN PLANT BLDG. (IFN8)	1999	01999	000	0368	01	FPL AAV CORP ACQUIRE ASSETS FROM FPL VS YR 1999	101000	398	0	200001	52	91		
37	6081000004	ICI POP-DADE COUNTY AREA-(IFN117)	1999	01999	000	0368	01	FPL AAV CORP ACQUIRE ASSETS FROM FPL VS YR 1999	101000	398	0	200001	52	91		
38	6081000008	BELLSOUTH C O. HOMESTEAD (IFN107)	1999	01999	000	0368	01	FPL AAV CORP ACQUIRE ASSETS FROM FPL VS YR 1999	101000	398	0	200001	52	91		
39	6081000009	SOUTHERN DIV-DADE COUNTY (DSBN)-(IFN13)	1999	01999	000	0368	01	FPL AAV CORP ACQUIRE ASSETS FROM FPL VS YR 1999	101000	398	0	200001	52	91		
40	6081000021	WILTEL LOCATION IFN180	1999	01999	000	0368	01	FPL AAV CORP ACQUIRE ASSETS FROM FPL VS YR 1999	101000	398	0	200001	52	91		
41	6070509089	LAUDERDALE PLANT (BLDG) (IFN3)	1999	01999	000	0368	01	FPL AAV CORP ACQUIRE ASSETS FROM FPL VS YR 1999	101000	398	0	200001	52	91		
42	6070500001	BELL FT LAUDERDALE CO. - (IFN74)	1999	01999	000	0368	01	FPL AAV CORP ACQUIRE ASSETS FROM FPL VS YR 1999	101000	398	0	200001	52	91		
43	6053005809	SARASOTA EMERG SVC BLDG IFN10	1999	01999	000	0368	01	FPL AAV CORP ACQUIRE ASSETS FROM FPL VS YR 1999	101000	398	0	200001	52	91		
44	6051905308	FT MYERS FIBER OPTIC HUT (IFN68)	1999	01999	000	0368	01	FPL AAV CORP ACQUIRE ASSETS FROM FPL VS YR 1999	101000	398	0	200001	52	91		
45	6081053250	MIAMI SUB(FORMERLY MIAMI PLANT SWY) IFN112	1999	01999	000	0368	01	FPL AAV CORP ACQUIRE ASSETS FROM FPL VS YR 1999	101000	398	0	200001	52	91		
46	6092600002	ORLANDO POP SITE - BTI CO BLDG (IFN57)	1999	01999	000	0368	01	FPL AAV CORP ACQUIRE ASSETS FROM FPL VS YR 1999	101000	398	0	200001	52	91		
47	6093700001	TECO PLAZATAMPA ELEC.CO)DROP SITE (IFN55)	1999	01999	000	0368	01	FPL AAV CORP ACQUIRE ASSETS FROM FPL VS YR 1999	101000	398	0	200001	52	91		

(W)

(A) (B) (C)

As of December 2000

Line	Account	Description	1999	01899	000	0368	01	FPL AAV CORP ACQUIRE ASSETS FROM FPL US YR 1999	101000	398	0	200001	52	91
1	6081000148	ADMIN SVCS (BLDG) (IFN4)	2000	02000	000	0368	01	FIBERNET ACQUISITION COSTS - YEAR 2000	101000	398	0	200007	52	91
2	6081000019	100 NO BISCAYNE (FTLD TO MIA) (IFN202)	2000	02000	000	0368	01	FIBERNET ACQUISITION COSTS - YEAR 2000	101000	398	0	200007	52	91
3	6070509088	LAUDERDALE PLANT (BLDG) (IFN3)	2000	06010	000	0399	01	PFL - HOLLYWOOD CC-48	101000	398	0	200007	52	91
4	6041800001	BELLSOUTH C.O. VERO BEACH (IFN132)	2000	07598	000	0368	01	VERO BEACH CITY BUILDOUT	101000	398	0	200007	52	91
5	6043354970	MIDWAY SUBSTATION (BLDG) (IFN5)	2000	07598	000	0368	01	VERO BEACH CITY BUILDOUT	101000	398	0	200007	52	91
6	6043354970	BELLSOUTH BISCAYNE CO (IFN6)	2000	08158	000	0368	01	100 NORTH BISCAYNE DE & ROOM PREP	101000	398	0	200007	52	91
7	6043354970	MIDWAY SUBSTATION (BLDG) (IFN5)	2000	07598	000	0368	01	VERO BEACH CITY BUILDOUT	101000	398	0	200008	52	91
8	6043354970	BELLSOUTH BISCAYNE CO (IFN6)	2000	08158	000	0368	01	100 NORTH BISCAYNE DE & ROOM PREP	101000	398	0	200008	52	91
9	6081000019	100 NO BISCAYNE (FTLD TO MIA) (IFN202)	2000	02000	000	0368	01	FIBERNET ACQUISITION COSTS - YEAR 2000	101000	398	0	200009	52	91
10	6020402279	BREVARO SERVICE CENTER (BLDG) (IFN142)	2000	06012	000	0399	01	SONET RING 11 SOUTH	101000	398	0	200009	52	91
11	6020409139	CAPE CANAVERAL PLANT (BLDG) (IFN154)	2000	06012	000	0399	01	SONET RING 11 SOUTH	101000	398	0	200009	52	91
12	6013609079	SANFORD PLANT (BLDG) (IFN65)	2000	06012	000	0399	01	SONET RING 11 SOUTH	101000	398	0	200009	52	91
13	6013601109	DAYTONA BEACH ADM SVCS (BLDG) (IFN6)	2000	06012	000	0399	01	SONET RING 11 SOUTH	101000	398	0	200009	52	91
14	6013016119	FLAGLER SERVICE CENTER (BLDG) (IFN7)	2000	06012	000	0399	01	SONET RING 11 SOUTH	101000	398	0	200009	52	91
15	6043700001	SONET RINGS 11 AND 12 (TAMPA POP)	2000	06012	000	0399	01	SONET RING 11 SOUTH	101000	398	0	200009	52	91
16	6042804389	CSE-CUST SERVICE EAST (IFN8)	2000	06012	000	0399	01	SONET RING 11 SOUTH	101000	398	0	200009	52	91
17	6081000002	GRANDE CNTRL OFFC-BLDG BELL SOUTH CO (IFN26)	2000	06012	000	0399	01	SONET RING 11 SOUTH	101000	398	0	200009	52	91
18	6070509088	LAUDERDALE PLANT (BLDG) (IFN3)	2000	06012	000	0399	01	SONET RING 11 SOUTH	101000	398	0	200009	52	91
19	6053005809	SARASOTA EMERG SVC. BLDG (IFN10)	2000	06012	000	0399	01	SONET RING 11 SOUTH	101000	398	0	200009	52	91
20	6051905309	FT MYERS (BLDG) (IFN2)	2000	06012	000	0399	01	SONET RING 11 SOUTH	101000	398	0	200009	52	91
21	6092600002	ORLANDO POP SITE - BTI CO. BLDG (IFN57)	2000	06012	000	0399	01	SONET RING 11 SOUTH	101000	398	0	200009	52	91
22	6092700001	POINCIANA REGEN SITE-U S SPRINT BLDG (IFN46)	2000	06012	000	0399	01	SONET RING 11 SOUTH	101000	398	0	200009	52	91
23	6093800001	BARTOW REGEN SITE-U.S.SPRINT BLDG (IFN28)	2000	06012	000	0399	01	SONET RING 11 SOUTH	101000	398	0	200009	52	91
24	6081000149	G.O. ATRIUM	2000	06013	000	0399	01	SONET RING 12 SOUTH	101000	398	0	200009	52	91
25	6020402279	BREVARO SERVICE CENTER (BLDG) (IFN142)	2000	06013	000	0399	01	SONET RING 12 SOUTH	101000	398	0	200009	52	91
26	6020409139	CAPE CANAVERAL PLANT (BLDG) (IFN154)	2000	06013	000	0399	01	SONET RING 12 SOUTH	101000	398	0	200009	52	91
27	6013609079	SANFORD PLANT (BLDG) (IFN65)	2000	06013	000	0399	01	SONET RING 12 SOUTH	101000	398	0	200009	52	91
28	6013601109	DAYTONA BEACH ADM SVCS (BLDG) (IFN6)	2000	06013	000	0399	01	SONET RING 12 SOUTH	101000	398	0	200009	52	91
29	6013016119	FLAGLER SERVICE CENTER (BLDG) (IFN7)	2000	06013	000	0399	01	SONET RING 12 SOUTH	101000	398	0	200009	52	91
30	6043700001	SONET RINGS 11 AND 12 (TAMPA POP)	2000	06013	000	0399	01	SONET RING 12 SOUTH	101000	398	0	200009	52	91
31	6042804389	CSE-CUST SERVICE EAST (IFN8)	2000	06013	000	0399	01	SONET RING 12 SOUTH	101000	398	0	200009	52	91
32	6070509088	LAUDERDALE PLANT (BLDG) (IFN3)	2000	06013	000	0399	01	SONET RING 12 SOUTH	101000	398	0	200009	52	91
33	6053005809	SARASOTA EMERG SVC. BLDG (IFN10)	2000	06013	000	0399	01	SONET RING 12 SOUTH	101000	398	0	200009	52	91
34	6051905309	FT MYERS (BLDG) (IFN2)	2000	06013	000	0399	01	SONET RING 12 SOUTH	101000	398	0	200009	52	91
35	6092600002	ORLANDO POP SITE - BTI CO. BLDG (IFN57)	2000	06013	000	0399	01	SONET RING 12 SOUTH	101000	398	0	200009	52	91
36	6081000149	G.O. ATRIUM	2000	06015	000	0399	01	SONET RING 9 & 10	101000	398	0	200009	52	91
37	6020402279	BREVARO SERVICE CENTER (BLDG) (IFN142)	2000	06015	000	0399	01	SONET RING 9 & 10	101000	398	0	200009	52	91
38	6020409139	CAPE CANAVERAL PLANT (BLDG) (IFN154)	2000	06015	000	0399	01	SONET RING 9 & 10	101000	398	0	200009	52	91
39	6013609079	SANFORD PLANT (BLDG) (IFN65)	2000	06015	000	0399	01	SONET RING 9 & 10	101000	398	0	200009	52	91
40	6013601109	DAYTONA BEACH ADM SVCS (BLDG) (IFN6)	2000	06015	000	0399	01	SONET RING 9 & 10	101000	398	0	200009	52	91
41	6013016119	FLAGLER SERVICE CENTER (BLDG) (IFN7)	2000	06015	000	0399	01	SONET RING 9 & 10	101000	398	0	200009	52	91
42	6042804389	CSE-CUST SERVICE EAST (IFN8)	2000	06015	000	0399	01	SONET RING 9 & 10	101000	398	0	200009	52	91
43	6042800002	GARDENS CNTRL OFFC-BLDG BELL SOUTH (IFN25)	2000	06015	000	0399	01	SONET RING 9 & 10	101000	398	0	200009	52	91
44	6042209189	MARTIN PLANT BLDG. (IFN8)	2000	06015	000	0399	01	SONET RING 9 & 10	101000	398	0	200009	52	91
45	6081000002	GRANDE CNTRL OFFC-BLDG BELL SOUTH CO (IFN26)	2000	06015	000	0399	01	SONET RING 9 & 10	101000	398	0	200009	52	91
46	6070509088	LAUDERDALE PLANT (BLDG) (IFN3)	2000	06015	000	0399	01	SONET RING 9 & 10	101000	398	0	200009	52	91
47	6070500001	BELL FT. LAUDERDALE CO. (IFN74)	2000	06015	000	0399	01	SONET RING 9 & 10	101000	398	0	200009	52	91

(4)

(A)

(B)

(C)

(D)

1	6070501159	PUMP REGEN SITE (IFN180)	2000	06015	000	0399	01	SOUTH RING 9 & 10	101000	398	0	200009	52	91				
2	6053005800	TECO PLAZA(TAMPA ELEC.CO)DROP SITE (IFN55)	2000	06015	000	0399	01	SOUTH RING 9 & 10	101000	398	0	200009	52	91				
3	6051905308	FT MYERS FIBER OPTIC HUT (IFN68)	2000	06015	000	0399	01	SOUTH RING 9 & 10	101000	398	0	200009	52	91				
4	6092600002	ORLANDO POP SITE - BTI CO. BLDG (IFN57)	2000	06015	000	0399	01	SOUTH RING 9 & 10	101000	398	0	200009	52	91				
5	6093700001	TECO PLAZA(TAMPA ELEC.CO)DROP SITE (IFN55)	2000	06015	000	0399	01	SOUTH RING 9 & 10	101000	398	0	200009	52	91				
6	6081000149	G.O. ATRIUM	2000	06015	000	0399	01	SOUTH RING 9 & 10	101000	398	0	200009	52	91				
7	6030914000	COLUMBIA SUBSTATION (BLDG) (IFN100)	2000	06018	000	0399	01	NORTH RING 9 & 10	101000	398	0	200009	52	91				
8	6031200002	JACKSONVILLE (IFN50)	2000	06018	000	0399	01	NORTH RING 9 & 10	101000	398	0	200009	52	91				
9	6013255400	MILLCREEK SUB (IFN113)	2000	06018	000	0399	01	NORTH RING 9 & 10	101000	398	0	200009	52	91				
10	6011301619	FLAGLER SERVICE CENTER (BLDG) (IFN77)	2000	06018	000	0399	01	NORTH RING 9 & 10	101000	398	0	200009	52	91				
11	6030914000	COLUMBIA SUBSTATION (BLDG) (IFN100)	2000	06017	000	0399	01	NORTH RING 11	101000	398	0	200009	52	91				
12	6031200002	JACKSONVILLE (IFN50)	2000	06017	000	0399	01	NORTH RING 11	101000	398	0	200009	52	91				
13	6011301619	FLAGLER SERVICE CENTER (BLDG) (IFN77)	2000	06017	000	0399	01	NORTH RING 11	101000	398	0	200009	52	91				
14	6020402279	BREVARD SERVICE CENTER (BLDG.) (IFN142)	2000	06018	000	0399	01	NORTH RING 12	101000	398	0	200009	52	91				
15	6020409138	CAPE CANAVERAL PLANT (BLDG)(IFN154)	2000	06018	000	0399	01	NORTH RING 12	101000	398	0	200009	52	91				
16	6013609079	SANFORD PLANT (BLDG) (IFN65)	2000	06018	000	0399	01	NORTH RING 12	101000	398	0	200009	52	91				
17	6013601109	DAYTONA BEACH ADM SVCS (BLDG)(IFN6)	2000	06018	000	0399	01	NORTH RING 12	101000	398	0	200009	52	91				
18	6011301619	FLAGLER SERVICE CENTER (BLDG) (IFN77)	2000	06018	000	0399	01	NORTH RING 12	101000	398	0	200009	52	91				
19	6043700001	SONET RINGS 11 AND 12 (TAMPA POP)	2000	06018	000	0399	01	NORTH RING 12	101000	398	0	200009	52	91				
20	6042804389	CSE-CUST SERVICE EAST (IFN9)	2000	06018	000	0399	01	NORTH RING 12	101000	398	0	200009	52	91				
21	6070509089	LAUDERDALE PLANT (BLDG) (IFN3)	2000	06018	000	0399	01	NORTH RING 12	101000	398	0	200009	52	91				
22	6053005809	SARASOTA EMERG SVC. BLDG IFN10	2000	06018	000	0399	01	NORTH RING 12	101000	398	0	200009	52	91				
23	6051905309	FT MYERS (BLDG) (IFN2)	2000	06018	000	0399	01	NORTH RING 12	101000	398	0	200009	52	91				
24	6092600002	ORLANDO POP SITE - BTI CO. BLDG (IFN57)	2000	06018	000	0399	01	NORTH RING 12	101000	398	0	200009	52	91				
25	6081000149	G.O. ATRIUM	2000	06018	000	0399	01	NORTH RING 12	101000	398	0	200009	52	91				
26	6081000002	GRANDE CNTRL OFFC-BLDG BELL SOUTH CO(IFN26)	2000	08027	000	0312	01	IMPL OF GRANDE RING #4 OC-48 SONET RING	101000	398	0	200009	52	91				
27	6081000149	G.O. ATRIUM	2000	08027	000	0312	01	IMPL OF GRANDE RING #4 OC-48 SONET RING	101000	398	0	200009	52	91				
28		ELECTRONICS POST																
29																		

30

0-00G+



(43-1)

(43-584)

(45)



6

1 FPL FiberNet
 2 Ratio of FPL DS3's to Total DS3's
 3 For calculation of FPL Chargeback - for calendar year 2001
 4 as of Feb 5, 2001

5 *See below*

6

7

8

	South Ring	North Ring	TOTALS
Total DS3's	[REDACTED]	[REDACTED]	[REDACTED]
FPL DS3's	[REDACTED]	[REDACTED]	[REDACTED]

43-6 p 22 *43-6 p 17*

Correct

Ratio use to supply F.

43-1

Page 1595

9 Now do we know that the [REDACTED] DS3's
 10 are solely for FPL ^{and not being used by other customers.} through an
 11 engineering study. Piece of equipment ^{with test for circuits} at
 12 each POP that connects. Able to identify
 13 each line totally used by FPL this way.
 14 For every one of line FPL need to
 15 keep one more in ring for backup
 16 for case change out.

17

18

19

20

21

Total DS3's	<i>43-6 p 22</i> South Ring	<i>43-6 p 18</i> North	=	[REDACTED]
FPL DS3's	[REDACTED]	[REDACTED]	=	[REDACTED]
Change ratio from	[REDACTED]	[REDACTED]	=	[REDACTED]
to	[REDACTED]	[REDACTED]	=	[REDACTED]

43-6 p 1

- (A)
- (B)
- (C)
- (D)
- (E)
- (F)
- (G)
- (H)
- (I)
- (J)
- (K)
- (L)
- (M)
- (N)
- (O)

Summary

Present Year: 2001

Ring Name	SR1	SR2	SR3	SR4	SR5	SR6	SR7	SR8	SR9	SR10	SR11	SR12	SR13	SR14	Totals
Total															
DS3*															
FPL DS3*															

1
2
3

43-632

South Ring 1

(A) (B) (C) (D) Present Year: 2001 (E) (F) (G) (H) (I) (J) (K) (L) (M) (N) (O) (P)

Span Name	GO-FMH1	FMH1-SS2	SS2-TECO	TECO-ORL	ORL-DYB	DYB-BN1	BN1-DYH	DYH-PSN	PSN-PCH	PCH-ML3	ML3-CSE	CSE-PFL	PFL-GO	TOTALS (Km)	Maximum	Maximum for protection
Span Dist (Km)	227.0	118.0	95.2	232.4	286.0	53.0	41.0	59.0	101.0	59.0	234.0	105.0	44.0	1,654.6		
Total DS3's	[REDACTED]															
FPL DS3's	[REDACTED]															

1
2
3
4

Span Distance (Km) found in NTFIB.vsd
 Span STS in Use found in Traffic.xls
 Span STS (Km) derived by multiplying Span Dist x Span STS in Use
 FPL STS found in Traffic.xls
 FPL STS (Km) derived by multiplying Span Dist x FPL STS
 Ring Cost TBD by Controller
 FPL Prorated Cost Derived by multiplying Ring Cost x (FPL STS - Km TOTAL/Span STS - Km TOTAL)

43-673

(A) (B) (C) (D) (E) (F) (G) (H) (I) (J) (K) (L) (M) (N) (O) (P) (Q)

South Ring 2

Present Year: 2001

1 2 3 4 5 6 7 8 9 10 11 12 13 14

5
4
3
2
1

Span Name	GO-FMH1	FMH1-PG1	PG1-TB1	TB1-VE1	VE1-SS2	SS2-PMT	PMT-TECO	TECO-ORL	ORL-BN2	BN2-EOF	EOF-PMR	PMR-CSE	CSE-PFL	PFL-GO	TOTALS (Km)	Maximum	Maximum for protection
Span Dist (Km)	227.0	46	39	30	45	43	73	232.4	339	320	43	116	105.0	44.0	1,475.4		
Total DS3's	[REDACTED]																
FPL DS3's	[REDACTED]																

Cost

Span Distance (Km) found in NTFIB vsd
 Span STS in Use found in Traffic.xls
 Span STS (Km) derived by multiplying Span Dist x Span STS in Use
 FPL STS found in Traffic.xls
 FPL STS (Km) derived by multiplying Span Dist x FPL STS
 Ring Cost TBD by Controller
 FPL Prorated Cost Derived by multiplying Ring Cost x (FPL STS - Km TOTAL/Span STS - Km TOTAL)

43-6p1

43-6p4

(A)
(B)
(C)
(D)
(E)
(F)
(G)
(H)
(I)
(J)

South Ring 3

Present Year: Present Year:

	Span Name	GO-FMH1	FMH1-TECO	TECO-ORL	ORL-BN2	BN2-CSE	CSE-PFL	PFL-GO	TOTALS (Km)	Maximum	Maximum for protection				TOTALS (Km)
1	Span Dist (Km)	227.0	213.2	232.4	339	479	105.0	44.0	1,639.6						3,279.2
2															
3	Total DS3's														
4															
5	FPL DS3's														

Span Distance (Km) found in NTFIB.vsd
 Span STS in Use found in Traffic.xls
 Span STS (Km) derived by multiplying Span Dist x Span STS in Use
 FPL STS found in Traffic.xls
 FPL STS (Km) derived by multiplying Span Dist x FPL STS
 Ring Cost TBD by Controller
 FPL Prorated Cost Derived by multiplying Ring Cost x (FPL STS - Km TOTAL/Span STS - Km TOTAL)

43-635

43-986

Span Distance (km) found in NTFIB.vsd
 Span STS in Use found in Traffic.xls
 Span STS (km) derived by multiplying Span Dist x Span STS in Use
 FPL STS found in Traffic.xls
 FPL STS (km) derived by multiplying Span Dist x FPL STS
 Ring Cost TBD by Controller
 FPL Prorated Cost Derived by multiplying Ring Cost x (FPL STS - Km TOTAL)/Span STS - Km TOTAL)

Span Name	Span Dist (km)	Total DS3's	FPL DS3's
GO-FMH1	227.0		
FMH1-SS2	118.0		
SS2-TECO	85.2		
TECO-ORL	232.4		
ORL-BN2	345		
BN2-DYH	41.0		
DYH-ML3	219		
ML3-EOF	95		
EOF-PMR	43		
PMR-JB	95		
JB-CSE	21		
CSE-PFL	105.0		
PFL-GO	44.0		
TOTALS	1,680.6		
Maximum			
Maximum for protection			

4321

South Ring 4

Present Year: 2001

- (A)
- (B)
- (C)
- (D)
- (E)
- (F)
- (G)
- (H)
- (I)
- (J)
- (K)
- (L)
- (M)
- (N)
- (O)
- (P)

A B C D E F G H I J K L M N O P

South Ring 5

Present Year: 2001

Span Name	GO-FMH1	FMH1-SS2	SS2-TECO	TECO-ORL	ORL-BN2	BN2-DYH	DYH-PCH	PCH-ML3	ML3-EOF	EOF-PMR	PMR-CSE	CSE-PFL	PFL-GO	TOTALS (Km)	Maximum	Maximum for protection
Span Dist (Km)	227.0	118.0	95.2	232.4	345	41.0	160	59.0	95	43	116	105.0	44.0	1,680.6		
Total DS3's	[REDACTED]															
FPL DS3's	[REDACTED]															

Span Distance (Km) found in NTFIB.vsd
 Span STS in Use found in Traffic.xls
 Span STS (Km) derived by multiplying Span Dist x Span STS in Use
 FPL STS found in Traffic.xls
 FPL STS (Km) derived by multiplying Span Dist x FPL STS
 Ring Cost TBD by Controller
 FPL Prorated Cost Derived by multiplying Ring Cost x (FPL STS - Km TOTAL/Span STS - Km TOTAL)

43-637

(A) (B) (C) (D) (E) (F) (G) (H) (I) (J) (K) (L) (M) (N) (O) (P)

South Ring 6

Present Year: 2001

Span Name	GO-FMH2	FMH2-SS2	SS2-TECO	TECO-ORL	ORL-BN2	BN2-DYH	DYH-PCH	PCH-ML3	ML3-EOF	EOF-JB	JB-CSE	CSE-PFL	PFL-GO	TOTALS (Km)	Maximum	Maximum for protection
Span Dist (Km)	227.0	118.0	95.2	232.4	339	41.0	160	59.0	95	138	21	105.0	44.0	1,674.6		
Total DS3's	[REDACTED]															
FPL DS3's	[REDACTED]															

1
2
3
4
5

Span Distance (Km) found in NTFIB.vsd
 Span STS in Use found in Traffic.xls
 Span STS (Km) derived by multiplying Span Dist x Span STS in Use
 FPL STS found in Traffic.xls
 FPL STS (Km) derived by multiplying Span Dist x FPL STS
 Ring Cost TBD by Controller
 FPL Prorated Cost Derived by multiplying Ring Cost x (FPL STS - Km TOTAL/Span STS - Km TOTAL)

43-678

A
B
C
D
E
F
G
H
I
J
K
L
M
N
O
P
Q

South Ring 7

Present Year: 2001

5-4-01

Span Name	GO-FMH2	FMH2-SS2	SS2-TECO	TECO-ORL	ORL-BN2	BN2-DYH	DYH-PSN	PSN-PCC	PCC-ML3	ML3-EOF	EOF-PMR	PMR-CSE	CSE-PFL	PFL-GO	TOTALS (Km)	Maximum	Maximum for protection
Span Dist (Km)	227.0	118.0	95.2	232.4	339	41.0	59.0	101.0	59.0	95	43	116	105.0	44.0	1,630.6		
Total DS3's																	
FPL DS3's																	

Span Distance (Km) found in NTFIB.vsd
 Span STS in Use found in Traffic.xls
 Span STS (Km) derived by multiplying Span Dist x Span STS in Use
 FPL STS found in Traffic.xls
 FPL STS (Km) derived by multiplying Span Dist x FPL STS
 Ring Cost TBD by Controller
 FPL Prorated Cost Derived by multiplying Ring Cost x (FPL STS - Km TOTAL/Span STS - Km TOTAL)

43-689

(A) (B) (C) (D) (E) (F) (G) (H) (I) (J) (K) (L) (M)

Present Year: 2001

5
-
232

Span Name	GO-FMH2	FMH2-SS2	SS2-TECO	TECO-ORL	ORL-BN2	BN2-DYH	DYH-ML3	ML3-CSE	CSE-PFL	PFL-GO	TOTALS (Km)	Maximum	Maximum for protection
Span Dist (Km)	227	118	95.2	232.4	339	41	219	234.0	105.0	44.0	1,654.6		
Total DS3's	[REDACTED]												
FPL DS3's	[REDACTED]												

Span Distance (Km) found in NTFIB.vsd
 Span STS in Use found in Traffic.xls
 Span STS (Km) derived by multiplying Span Dist x Span STS in Use
 FPL STS found in Traffic.xls
 FPL STS (Km) derived by multiplying Span Dist x FPL STS
 Ring Cost TBD by Controller
 FPL Prorated Cost Derived by multiplying Ring Cost x (FPL STS - Km TOTAL/Span STS - Km TOTAL)

43-6 p 10

(A) (B) (C) (D) (E) (F) (G) (H) (I) (J) (K) (L) (M)

South Ring 8

Present Year: 2001

Span Name	GO-FMH2	FMH2-SS2	SS2-TECO	TECO-ORL	ORL-BN2	BN2-DYH	DYH-ML3	ML3-CSE	CSE-PFL	PFL-GO	TOTALS (Km)	Maximum	Maximum for protection
Span Dist (Km)	227	118	95.2	232.4	339	41	219	234.0	105.0	44.0	1,654.6		
Total DS3's	[REDACTED]												
FPL DS3's	[REDACTED]												

Span Distance (Km) found in NTFIB.vsd
 Span STS in Use found in Traffic.xls
 Span STS (Km) derived by multiplying Span Dist x Span STS in Use
 FPL STS found in Traffic.xls
 FPL STS (Km) derived by multiplying Span Dist x FPL STS
 Ring Cost TBD by Controller
 FPL Prorated Cost Derived by multiplying Ring Cost x (FPL STS - Km TOTAL/Span STS - Km TOTAL)

43-6 p 11

(A)
(B)
(C)
(D)
(E)
(F)
(G)
(H)
(I)
(J)
(K)
(L)
(M)

South Ring 9

Present Year: 2001

5-20-01

Span Name	GO-FMH2	FMH2-SS2	SS2-TECO	TECO-ORL	ORL-BN2	BN2-DYH	DYH-ML3	ML3-CSE	CSE-PFL	PFL-GO	TOTALS (Km)	Maximum	Maximum for protection
Span Dist (Km)	227	118	95.2	232.4	339	41	219	234	105	44	1,654.6		
Total DS3's													
FPL DS3's													

Span Distance (Km) found in NTFIB.vsd
 Span STS in Use found in Traffic.xls
 Span STS (Km) derived by multiplying Span Dist x Span STS in Use
 FPL STS found in Traffic.xls
 FPL STS (Km) derived by multiplying Span Dist x FPL STS
 Ring Cost TBD by Controller
 FPL Prorated Cost Derived by multiplying Ring Cost x (FPL STS - Km TOTAL/Span STS - Km TOTAL)

43-6-112

- I
- H
- G
- F
- E
- D
- C
- B
- A

South Ring 10

Present Year: 2001

Span Name	GO-TECO	TECO-ORL	ORL-DYH	DYH-WPB GARDENS	WPB GARDENS-PFL	PFL-GO	TOTALS (Km)	Maximum	Maximum for protection
Span Dist (Km)	440.2	232.4	380	453	105	44	1,654.6		
Total DS3's	[REDACTED]								
FPL DS3's	[REDACTED]								

1
2
3
4
5

Span Distance (Km) found in NTFIB.vsd
 Span STS in Use found in Traffic.xls
 Span STS (Km) derived by multiplying Span Dist x Span STS in Use
 FPL STS found in Traffic.xls
 FPL STS (Km) derived by multiplying Span Dist x FPL STS
 Ring Cost TBD by Controller
 FPL Prorated Cost Derived by multiplying Ring Cost x (FPL STS - Km TOTAL/Span STS - Km TOTAL)

43-6 p13

(A) (B) (C) (D)

(E) (F) (G)

South Ring 11

Present Year: 2001

Span Name	GO-FMH2	FMH2-TAPE	TAPE-DYH	DYH-GO					TOTALS (Km)	Maximum	Maximum for protection
Span Dist (Km)	227.0	267	532.8	602					1,628.8		
Total DS3's	[REDACTED]								[REDACTED]		
FPL DS3's	[REDACTED]									[REDACTED]	

Span Distance (Km) found in NTFIB.vsd

Span STS in Use found in Traffic.xls

Span STS (Km) derived by multiplying Span Dist x Span STS in Use

FPL STS found in Traffic.xls

FPL STS (Km) derived by multiplying Span Dist x FPL STS

Ring Cost TBD by Controller

FPL Prorated Cost Derived by multiplying Ring Cost x (FPL STS - Km TOTAL/Span STS - Km TOTAL)

43-6914

(A) (B) (C) (D) (E) (F) (G) (H) (I) (J)

South Ring 12

Present Year: 2001

- NTFIB

Span Name	GO-TAPE	TAPE-ORL	ORL-DYH	DYH-ML3	ML3-CSE	CSE-PFL	PFL-GO		TOTALS (Km)	Maximum	Maximum for protection
Span Dist (Km)	494	253.8	380	219	234	105	44		1,729.8		
Total DS3's	[REDACTED]								[REDACTED]		
FPL DS3's	[REDACTED]									[REDACTED]	

Span Distance (Km) found in NTFIB.vsd
 Span STS in Use found in Traffic.xls
 Span STS (Km) derived by multiplying Span Dist x Span STS in Use
 FPL STS found in Traffic.xls
 FPL STS (Km) derived by multiplying Span Dist x FPL STS
 Ring Cost TBD by Controller
 FPL Prorated Cost Derived by multiplying Ring Cost x (FPL STS - Km TOTAL/Span STS - Km TOTAL)

43-6915

(A)
(B)
(C)
(D)
(E)
(F)
(G)
(H)
(I)
(J)
(K)
(L)
(M)
(N)

South Ring 13

Present Year: 2001

Span Name	GO-FMCO	FMCO-TAPE	TAPE-WTHV	WTHV-ORLW	ORLW-LAKE MARY	LAKE MARY ORLE	ORLE-GARDENS CO	GARDENS CO-POMPANO	POMPANO-FT LAUD CO	FT LAUD CO-GRANDE	GRANDE-GO	TOTALS (Km)	Maximum	Maximum for protection
Span Dist (Km)			86	124								210.0		
Total DS3's														
FPL DS3's														

1
2
3
4

Span Distance (Km) found in NTFIB.vsd
 Span STS In Use found in Traffic.xls
 Span STS (Km) derived by multiplying Span Dist x Span STS In Use
 FPL STS found in Traffic.xls
 FPL STS (Km) derived by multiplying Span Dist x FPL STS
 Ring Cost TBD by Controller
 FPL Prorated Cost Derived by multiplying Ring Cost x (FPL STS - Km TOTAL/Span STS - Km TOTAL)

43-6216

(A) (B) (C)

(D) (E) (F)

South Ring 14

Present Year: 2001

	Span Name	GO-TECO	TECO-PFL	PFL-GO						TOTALS (Km)	Maximum	Maximum for protection
1	Span Dist (Km)	440.2	1218.4	44						1,702.6		
2	Total DS3's	[REDACTED]								[REDACTED]		
3	FPL DS3's	[REDACTED]									[REDACTED]	

Span Distance (Km) found in NTFIB.vsd
 Span STS in Use found in Traffic.xls
 Span STS (Km) derived by multiplying Span Dist x Span STS in Use
 FPL STS found in Traffic.xls
 FPL STS (Km) derived by multiplying Span Dist x FPL STS
 Ring Cost TBD by Controller
 FPL Prorated Cost Derived by multiplying Ring Cost x (FPL STS - Km TOTAL/Span STS - Km TOTAL)

43-6 p 10

(A) (B) (C) (D) (E) (F) (G)

Summary

Present Year: 2001

Ring Name	NR1	NR2	NR3	NR4	NR5	NR6	TOTALS
1 Total DS3's	[REDACTED]						[REDACTED]
2	[REDACTED]						[REDACTED]
3 FPL DS3's	[REDACTED]						[REDACTED]

43-6p1

43-6p18

(A) (B) (C) (D) (E) (F) (G) (H)

North Ring 5

Present Year: 2001

1
2
3
4
5

Span Name	ORL-OCALA	OCALA-SUW	SUW-JAX	JAX-ST. AUGUSTINE	ST. AUGUSTINE-PPN	PPN-BN2	BN1-ORL	TOTALS (Km)
Span Dist (Km)			196.1	146.0	53.8	50.0	344.2	790.1
Total DS3's	[REDACTED]							[REDACTED]
FPL DS3's	[REDACTED]							[REDACTED]

Handwritten notes and calculations in circles:
 53.8
 50.0
 196.1
 146.0
 344.2
 790.1

Span Distance (Km) found in NTFIB.vsd
 Span STS in Use found in Traffic.xls
 Span STS (Km) derived by multiplying Span Dist x Span STS in Use
 FPL STS found in Traffic.xls
 FPL STS (Km) derived by multiplying Span Dist x FPL STS
 Ring Cost TBD by Controller
 FPL Prorated Cost Derived by multiplying Ring Cost x (FPL STS - Km TOTAL/ Span STS - Km TOTAL)

43-6319

[REDACTED]

[REDACTED]

[REDACTED]

[REDACTED]

[REDACTED]

[REDACTED]

[REDACTED]


[REDACTED]


[REDACTED]

Available

South Beach

APR 1958





7



43-6917



comb

11/22/01

1/2/01

FPL
Allocation Methodology/ FiberNet
Control #01-067-4-1
Payroll Tax Allocation

(A)

(B)

1	Company Estimated		
2	To Be Billed for 2001	43-1	[REDACTED]
3	Plus Estimated Taxes	$\frac{43-16}{1.15}$	[REDACTED]
4			[REDACTED]
5	Total Estimated for 2001		[REDACTED]

6
7
8
9

Added to the above amount are taxes estimated in the amount of [REDACTED]. Therefore, the total estimated amount to bill FPL for 2001 should be [REDACTED]. However, the actual estimate used by FPL FiberNet Account to bill FPL was [REDACTED] a difference of [REDACTED]. Because of immateriality, this difference was not investigated.

10
11
12

(A)
Billed to FPL the first quarter 2001
Billed to FPL the second quarter 2001

(B)
[REDACTED] 43-14/1
[REDACTED] 43-14/2
[REDACTED]

INFORMATION MANAGEMENT DISBURSEMENT APPROVAL

BC
VIRGINIA GARCIA

Print Requestor's Name

Loc'n

Voucher No.

Central
Check

Local Check
(Emergency or
must mail attachment)

Visa
Card

Visa Card
(Hold awaiting
receipt/invoice)

ACCOUNT DISTRIBUTION

DESCRIPTION

Vehicle Work Order	BLK ER	Comp	Sec	UC	Loc	EAC	Amount	DESCRIPTION
0798	92	000	00	0	091	812	[REDACTED]	FPL FN SYCS 1st Qtr. 2001

Make following

remark on check:

INV. # [REDACTED]

Approved By:

Date:

Entry Person: VIRGINIA GARCIA

One form may be used to process multiple invoices for same vendor with same remittance address

Tax ID No.

1099 (YIN)

200542

Sales Tax Accrue (YIN)

Vendor No.

161069

(OR)

SS#

System Date 5/8/01

Trans. No. 1900055768

Paid by Check #

Amount Paid to Vendor

[REDACTED]

Month Reconciled

Mark receipt/invoice "PAID" after entry is completed

Approved on-line - SK [Signature]
5/9/01

43-10
1P1

Payment Coupon

RECEIVED

MAY 02 2001

General Mail Facility /614101000003077710000466807923426422097410141


B 41010 0000466807 9 7 41 01 41
Please mail this portion with your check

Cust. No. [REDACTED]	Inv. No. [REDACTED]
This Month's Charges Past Due After [REDACTED]	Amount Due This Invoice [REDACTED]

Make check payable to FPL in US funds and mail payment to address below

FPL
GENERAL MAIL FACILITY
MIAMI FL 33188-0001

2
3
4
5
6
7



Florida Power & Light Company

Federal Tax ID#: 59-0247775

INVOICE

Customer Name and Address


Customer Number: [REDACTED]

Invoice Number: [REDACTED]

Invoice Date: [REDACTED]

B 41010 0000466807 9 7 41 01 41
Please Retain This Portion for your Records

8
9
10
11
12
13



CURRENT CHARGES AND CREDITS

14 Customer No: [REDACTED] Invoice No: [REDACTED]

15
16
17
18
19
20
21
22

DESCRIPTION	QUANTITY	PRICE	AMOUNT
FFN - MISCELLANEOUS RECEIVABLE EQUIPMENT MAINTENANCE	1	[REDACTED]	[REDACTED]
FFN - MISCELLANEOUS RECEIVABLE EQUIPMENT MAINTENANCE-SALES TAX	1	[REDACTED]	[REDACTED]
FFN - MISCELLANEOUS RECEIVABLE EQUIPMENT MAINTENANCE-SURTAX	1	[REDACTED]	[REDACTED]
FFN - MISCELLANEOUS RECEIVABLE LOCAL PHONE SERVICE	1	[REDACTED]	[REDACTED]
FFN - MISCELLANEOUS RECEIVABLE LOCAL PHONE SERVICE-GROSS RECEIPTS TAX	1	[REDACTED]	[REDACTED]
FFN - MISCELLANEOUS RECEIVABLE LOCAL PHONE SERVICE-SALES TAX	1	[REDACTED]	[REDACTED]
FFN - MISCELLANEOUS RECEIVABLE LOCAL PHONE SERVICE-SURTAX	1	[REDACTED]	[REDACTED]
FFN - MISCELLANEOUS RECEIVABLE LOCAL PHONE SERVICE-PUBLIC SERVICE TAX	1	[REDACTED]	[REDACTED]

Florida Power & Light Company
General Mail Facility
Miami, FL 33188-0001

43-16
1002

Customer No: [REDACTED] Invoice No: [REDACTED]

DESCRIPTION	QUANTITY	PRICE	AMOUNT
For Inquiries Contact: [REDACTED]	Total Amount Due [REDACTED] This Month's Charges Past Due After 05/31/2001		

2
3

Messages

43-16
103

1 **FPL FiberNet**
2 **Phone Bill to FPL**
3 **Tax Calculation**
4 **First quarter 2001**

(A)

5	1. Equipment Maintenance	\$	[REDACTED]
6	Sales Tax (6%)		[REDACTED]
7	Surtax (0.25915%)		[REDACTED]
8	Subtotal	\$	[REDACTED]
9	2. Local Phone Service	\$	[REDACTED]
10	Gross Receipts Tax (2.5641%)		[REDACTED]
11	Taxable Subtotal	\$	[REDACTED]
12	Sales Tax (7%)		[REDACTED]
13	Surtax (0.25915%)		[REDACTED]
14	Public Service Tax (6.0963%)		[REDACTED]
15	Subtotal	\$	[REDACTED]
16	Total Bill	\$	[REDACTED]

43-10
701

1
2
3
4
5

FPL Fiber Net
Calculation of Charges to FPL for Telephone System
Calendar Year 2001

(A) (B) (C) (D)

		equip rental	local phone service
5 Total chargeback for maintenance of phone system	\$ [redacted]	\$ [redacted]	\$ [redacted]
6 Gross receipts tax on above (rate 2.5641%)	\$ (1) [redacted]		\$ [redacted]
7 Taxable subtotal	\$ [redacted]		\$ [redacted]
8 Sales tax (6% for equip rentals, 7% for local phone serv)	\$ (2) [redacted]	\$ [redacted]	\$ [redacted]
9 Surtax (.25915%)	\$ (3) [redacted]	\$ [redacted]	\$ [redacted]
10 Public Service tax (6.0963%)	\$ (4) [redacted]		\$ [redacted]
11 Grand total - including taxes	\$ [redacted]	\$ [redacted]	\$ [redacted]

12 $\Sigma(A) + (B) + (C) + (D) =$ [redacted]

13
14
15
16
17
18
19
20
21
22
23
24
25

FPL Fiberet account distributon:

		Total for year	First bill: x 3/12
16 debit	146.100	\$ [redacted]	\$ [redacted]
17 credit	236.230	\$ [redacted]	\$ [redacted]
18 credit	236.230	\$ [redacted]	\$ [redacted]
19 credit	236.230	\$ [redacted]	\$ [redacted]
20 credit	242.000	\$ [redacted]	\$ [redacted]
21 credit	242.000	\$ [redacted]	\$ [redacted]
22 credit	242.000	\$ [redacted]	\$ [redacted]
23 credit	3244-95-000.000-350	\$ [redacted]	\$ [redacted]
24 credit	3244-95-000.000-350	\$ [redacted]	\$ [redacted]
25 debit	3244-95-000.000-350	\$ [redacted]	\$ [redacted]
26		\$ [redacted]	\$ [redacted]

43-15
60-15

(A)

(B)

(C)

1
2
3
4
5
6
7
8
9
10
11
12

Display Document: Overview

Document Edit Goto Extras Settings Environment System Help



Taxes Display currency

Document number	1900055768	Company code	1001	Fiscal year	2004
Document date	05/07/2004	Posting date	05/09/2004	Period	5
Reference		Cross-CC no.			
Currency	USD	Text ext.			

Items in document currency

WO	ER	Acct	Mac	Fac	Ex	Amount	Debit/credit	Amount in USD
00000	000	232600	00	0	0790			
00798	092	000000	000	400	2			

Item 1/2 Debit/credit 224624323

Prints the window's content

PR1 (11/300) 10/10/04 OVR1092

43-10
1p6

Customer No: [redacted] Invoice No: [redacted]

DESCRIPTION	QUANTITY	PRICE	AMOUNT
For Inquiries Contact: [redacted]	Total Amount Due [redacted]		
	This Month's Charges Past Due After 08/09/2001		

Messages

ENTERED BY: Virginia Garcia DATE: JUL 24 2001
PHONE: 305-552-3111 MAIL SYM: IMR BLDG CODE: GO
AUTHORIZED BY: [Signature] REQUIRED IF UNDER \$2500

SES DOCUMENT NUMBER(S): 1000077573

0798-92-000 002-091-812

4/3-16
201

Payment Coupon

General Mail Facility
Miami, FL 33188-0001

/614101000003077710000474832436041522033410141


B 41010 0000474832 3 3 41 01 41
Please mail this portion with your check

Cust. No.: [REDACTED]	Inv. No.: [REDACTED]
This Month's Charges Past Due After [REDACTED]	Amount Due This Invoice [REDACTED]

Make check payable to FPL in US funds and mail payment to address below

FPL
GENERAL MAIL FACILITY
MIAMI FL 33188-0001

1
2
3
4
5
6
7



Florida Power & Light Company


Federal Tax ID#: 69-0247776

INVOICE

Customer Name and Address

Customer Number: [REDACTED]
Invoice Number: [REDACTED]
Invoice Date: [REDACTED] 01

8
9
10
11
12
13



B 41010 0000474832 3 3 41 01 41
Please Retain This Portion for your Records

CURRENT CHARGES AND CREDITS For the period from April 2001 thru June 2001

14

Customer No: [REDACTED] Invoice No: [REDACTED]

	DESCRIPTION	QUANTITY	PRICE	AMOUNT
15	FFN - MISCELLANEOUS RECEIVABLE EQUIP MAINT-SECOND QUARTER 2001	1	[REDACTED]	[REDACTED]
16	FFN - MISCELLANEOUS RECEIVABLE EQUIPMENT MAINTENANCE-SALES TAX	1	[REDACTED]	[REDACTED]
17	FFN - MISCELLANEOUS RECEIVABLE EQUIPMENT MAINTENANCE-SURTAX	1	[REDACTED]	[REDACTED]
18	FFN - MISCELLANEOUS RECEIVABLE LOCAL PHONE SERVICE	1	[REDACTED]	[REDACTED]
19	FFN - MISCELLANEOUS RECEIVABLE LOCAL PHONE SERVICE-GROSS RECEIPTS TAX	1	[REDACTED]	[REDACTED]
20	FFN - MISCELLANEOUS RECEIVABLE LOCAL PHONE SERVICE-SALES TAX	1	[REDACTED]	[REDACTED]
21	FFN - MISCELLANEOUS RECEIVABLE LOCAL PHONE SERVICE-SURTAX	1	[REDACTED]	[REDACTED]
22	FFN - MISCELLANEOUS RECEIVABLE LOCAL PHONE SERVICE-PUBLIC SERVICE TAX	1	[REDACTED]	[REDACTED]
23	FFN - MISCELLANEOUS RECEIVABLE ADJ TO PRIOR OTR PUBLIC SVC TAX BILLED @ INCORRECT RATE	1	[REDACTED]	[REDACTED]

Florida Power & Light Company
General Mail Facility
Miami, FL 33188-0001

43-10
272

**FPL FiberNet
Phone Bill to FPL
Tax Calculation
Second quarter 2001**

(A)

5	1. Equipment Maintenance	\$	[REDACTED]	a/c distribution	3244-90-000.000-360-961
6	Sales Tax (6%)	\$	[REDACTED]		241.310-360-979
7	Surtax (0.25015%)	\$	[REDACTED]		241.310-360-979
8	Subtotal	\$	[REDACTED]		
10	2. Local Phone Service	\$	[REDACTED]		3244-95-000.000-360-961
11	Gross Receipts Tax (2.5641%)	\$	[REDACTED]		241.310-360-979
12	Taxable Subtotal	\$	[REDACTED]		
13	Sales Tax (7%)	\$	[REDACTED]		241.310-360-979
14	Surtax (0.25015%)	\$	[REDACTED]		241.310-360-979
15	Public Service Tax (6.3027%)	\$	[REDACTED]		241.310-360-979
16	Subtotal	\$	[REDACTED]		
17	Adjustment to this quarter's				
18	Public Service Tax - FiberNet				
19	billed at rate of 6.0063% and				
20	rate should be at 6.3027%	\$	[REDACTED]		241.310-360-979
21	Total Bill	\$	[REDACTED]		

43-16
223

1
2
3
4
5

FPL Fiber Net
Calculation of Charges to FPL for Telephone System
Calendar Year 2001

(A) (B) (C) (D) (E)

6
7
8
9
10
11

	(A)	(B)	(C)
		equip rental	local phone service
Total chargeback for maintenance of phone system	\$ [REDACTED]	\$ [REDACTED]	\$ [REDACTED]
Gross receipts tax on above (rate 2.5541%)	\$ [REDACTED]		\$ [REDACTED]
Taxable subtotal	\$ [REDACTED]		\$ [REDACTED]
Sales tax (6% for equip rental, 7.5% for local phone serv)	\$ [REDACTED]	\$ [REDACTED]	\$ [REDACTED]
Surdax (.25915%)	\$ [REDACTED]	\$ [REDACTED]	\$ [REDACTED]
Public Service tax (6.0953%)	\$ [REDACTED]	\$ [REDACTED]	\$ [REDACTED]
Grand total - including taxes	\$ [REDACTED]	\$ [REDACTED]	\$ [REDACTED]

12
13
14
15
16
17
18
19
20
21
22
23
24
25

FPL Fiberet account distribution:

	Total for year	First bill: x 3/12	Second bill: x 3/12	true-up correcting taxes
debit 146.100	\$ [REDACTED]	\$ [REDACTED]	\$ [REDACTED]	
credit 16 236.230	\$ [REDACTED]			
credit 17 236.230	\$ [REDACTED]			
credit 18 236.230	\$ [REDACTED]	\$ [REDACTED]	\$ [REDACTED]	\$ [REDACTED]
credit 19 242.000	\$ [REDACTED]			
credit 20 242.000	\$ [REDACTED]			
credit 21 242.000	\$ [REDACTED]	\$ [REDACTED]	\$ [REDACTED]	
credit 22 3244-95-000.000-350	\$ [REDACTED]	\$ [REDACTED]	\$ [REDACTED]	
credit 23 3244-95-000.000-350	\$ [REDACTED]	\$ [REDACTED]	\$ [REDACTED]	
debit 24 3244-95-000.000-350	\$ [REDACTED]	\$ [REDACTED]	\$ [REDACTED]	
	\$ [REDACTED]	\$ [REDACTED]	\$ [REDACTED]	

2/2/01
F/C

(A)

1
2
3
4
5
6
7
8
9
10
11
12

Display Document: Overview

Document Edit Goto Extras Settings Environment System Help

Display currency

Document number: 5000081000 Company code: 1000 Fiscal year: 2000
 Document date: 07/24/2001 Posting date: 07/24/2001 Period: 7
 Reference: Cross-CC no.:
 Currency: USD Texts over: 2

Items in document currency

WO	BEV	ABS	BEA	Units	Amount	Unit	Amount
00798	092	000000	000	00012		Expense	
00000	000	2:2300	0000	0790			

Prints the window's content

PR1 (11/3001) (10/10) OVR 1092

43-10
285

1
2
3



Millie Gonzalez
09/10/01 03:36 PM

To: Bill Feaster/RAD/FPL@FPL
cc: Don Babka/FNR/FPL@FPL
Subject: FPSC Response - Fibernet Audit

4
5
6
7



Sol Stamm
09/10/01 02:18 PM

To: Millie Gonzalez/FNR/FPL@FPL
cc:
bcc:
Subject: FPSC Response

8
9
10
11

FPSC Opinion

In the Bellsouth Unbundled Network Element docket order PSC-01-1181-FOF-TP, dated May 25,2001, the Commission authorized an overall rate of return of 10.24% where the return on equity was 12.2% and the debt rate of 7.3%.

12
13
14
15

The return on investment calculation was reviewed with the Division of ECR in Tallahassee. It was their opinion that a more reasonable rate on investment would be the overall rate of return determined in the BellSouth Telephone Unbundled Network Elements docket. Audit Disclosure 6 includes a recalculation of the estimate for 2001 using the 10.24% return on investment and the corrections to the math.

16
17
18
19
20

Response

Order PSC-01-1181-FOF-TP under Docket No. 990649-TP indicated cost of capital input as follows "Given a capital structure of 60% equity and 40% debt, a cost of equity of 12.2%, and a debt cost rate of 7.30%, we find that the appropriate forward looking cost of capital input is 10.24%." In other words the cost of capital input was calculated as:

21 $[60\% \cdot 12.2\%] + [40\% \cdot 7.30\%] = 10.24\%$

22
23
24
25
26
27
28

While the "cost of capital input" described above may be appropriate for the purposes of Docket No. 990649-TP, it is not a required ROI. A required ROI calculation must include a gross-up for the effective income tax rate to determine the revenue required on the investment. In light of the Commission's Order and the appropriate gross up for the income taxes, it appears that FPL FiberNet's pre-tax ROI of [redacted] is reasonable. In addition, based on the Wall Street reports (contained below and attached) the ROI charged is significantly below those of similar start up telecom companies in today's market and therefore, the amount charged is reasonable.

29
30
31
32
33
34

Calculation using FPSC formula (including effective tax rate):

- 60% = equity weight in capital structure = we
- 40% = debt weight in capital structure = wd
- 12.2% = cost of equity = ke
- 7.3% = cost of debt = kd
- 38.575% = effective tax rate = t

35
36
37

Required ROI = $[(ke \cdot we)/(1-t)] + [kd \cdot wd]$
 Required ROI = $[(.122 \cdot .6)/(1-.38575)] + [.073 \cdot .4]$
 Required ROI = .1484

38
39
40

In the following analyst reports, Dain Rauscher raised the Weighted Average Cost of Capital (WACC) for two competitive telcos to 20% and 23%. The WACC does not include a gross-up for taxes. So, the required pre-tax ROI for these firms would be higher still when computed in that manner.

41
42

Dain Rauscher Wessels
a division of Dain Rauscher Incorporated

43-11 p1

* We are lowering our price target to \$6 from \$13 on a higher assumed WACC of 20%; previously, we had assumed a WACC of 15.5%.
 * CTC Communications is expected to report 2Q01 results in late July. On July

3, management pre announced 2Q01 financial results that were in line to slightly ahead of our expectations.

* We maintain our Buy-Aggressive rating on shares of CPTL.

CTC Communications Group, Inc.
 Nasdaq:CPTL
 Rating: Buy
 Risk: Aggressive
 Price Target: \$ 6

	Price:	\$3.34	Fiscal Yr	Prev	EPS	P/E
52-Wk Range:	\$34-\$3		Dec/2001E		(\$4.88)	NM
Tr. 12 ROE:	NM		Dec/2002E		(\$3.81)	NM
3 Yr EPS Gr:	NM		2001 Q2		(\$1.28)	
Shares Out:	23.19 million					
Book Value:						
Market Cap:	\$77.45 million					

Reflects FY End Change to December from March

BROADBAND SERVICES

Jonathan Atkin
 (650) 234-7481
 jatkin@dainrauscher.com
 David Coleman
 (415) 633-8579
 dgcoleman@dainrauscher.com

CPTL:B-Aggr; LOWERING PRICE TARGET TO \$6 ON HIGHER ASSUMED WACC; MAINTAIN BUY

We are increasing our weighted average cost of capital (WACC) assumption in our adjusted cash flow valuation methodology to 20% from 15.5% in order to better reflect current market conditions and bond yields within the CLEC sector. As a result of the WACC adjustment, we are lowering our 12-month price target to \$6 from \$13. Importantly, we are not making any changes to our estimates; the price target adjustment is solely a function of the higher

WACC. Of note, we assume a slightly lower WACC for CTC Communications, as compared to other service providers, because the company is fully funded based on our outlook and is on track to reach positive EBITDA during 4Q01.

CTC Communications is expected to report 2Q01 operating results in late July. The company pre announced 2Q01 revenues of \$74 million and EBITDA loss of less than \$6.5 million. We are looking for revenues of \$74.3 million and an EBITDA loss of \$6.7 million. Our channel checks have indicated that service providers targeting large enterprise customers, such as CTC Communications, are likely to encounter a challenging sales environment. However, on July 3, CTC Communications pre announced in line to positive 2Q01

financial results (see our FC note of July 5, 2001).

Stock Opinion

We are adjusting our WACC discount rate, but we maintain our Buy-Aggressive rating on CPTL shares. Our revised 12-month price target is \$6 (down from

\$13), which is based on our adjusted cash flow valuation methodology. This valuation approach discounts cash flows to the present based on a 20% WACC, and assumes no revenue growth or margin expansion beyond 2004.

Company Description

CTC Communications Group, Inc. provides integrated voice, data, and Internet services to multilocation medium and large businesses on the East Coast. Originally a Bell Atlantic agent and a reseller of other carriers' voice/data services, CTC is constructing a packet-switched network and becoming a facilities-based carrier.

Dain Rauscher Incorporated makes a market in CTC Communications Group, Inc. and may act as principal with regard to sales or purchases of this security.

ADDITIONAL INFORMATION AVAILABLE UPON REQUEST

The information contained in this report has been prepared from sources that Dain Rauscher Incorporated (Dain Rauscher®) believes to be reliable but Dain Rauscher makes no representation or warranty as to the accuracy or completeness of the information. This report does not purport to be a complete statement of all material facts related to any company, industry,

or security mentioned herein. The information contained and opinions expressed in this report reflect our knowledge and judgment as of the date of this report but are subject to change without notice and may or may not be updated. Moreover, the opinions expressed herein are not intended as personalized investment advice and may not be suitable for certain clients. Dain Rauscher Incorporated, its officers, directors, affiliates, and/or employees (including the authors of this report) may from time to time have

a long or short position in publicly or privately issued securities of companies mentioned or derivatives thereof and may sell or buy such securities for their own or related accounts. This notice shall not constitute an offer to sell or the solicitation of an offer to buy, nor shall

there be any sale of these securities in any state in which said offer, solicitation, or sale would be unlawful prior to registration or qualification under the securities laws of any such state. Any Canadian recipient of this report that is not a Designated Institution in Ontario or

a Sophisticated Purchaser in Quebec (or similar permitted institutional purchaser in any other province) and that wishes further information regarding, or to effect any transaction in, any of the securities discussed in this report should contact and place orders with RBC Dominion Securities Inc., which, without in any way limiting the foregoing, accepts responsibility for this report and its dissemination in Canada. Copyright © 2001 Dain Rauscher Incorporated, all rights reserved.

Call your DRW salesperson at 1-800-937-4678



- 0713001-CPTL.pdf

Dain Rauscher Wessels
a division of Dain Rauscher Incorporated

***To reflect market conditions, we are raising the WACC in our Universal Access model to 23% (from 15%), resulting in a new price target of \$14.**
* We anticipate solid 2Q01 results when management reports later this month;

43-1184

as expected, management pre announced an accelerated time to profitability by one quarter to 2Q02. We await management guidance before we make any changes to our estimates.

Universal Access, Inc.
 Nasdaq:UAXS
 Rating: Strong Buy
 Risk: Aggressive
 Price Target: \$ 14

Price:	\$3.76	Fiscal Yr	Prev	EPS	P/E
52-Wk Range:	\$42-\$3	Dec/2001E		(\$0.55)	NM
Tr. 12 ROE:	NM	Dec/2002E		\$0.21	17.9x
3 Yr EPS Gr:	NM	2001 Q2		(\$0.16)	
Shares Out:	90.70 million				
Book Value:					
Market Cap:	\$341.03 million				

BROADBAND SERVICES

Jonathan Atkin
 (650) 234-7481
 jatkin@dainrauscher.com
 David Coleman
 (415) 633-8579
 dgcoleman@dainrauscher.com

UAXS:SB-Aggr;Q2 PREVIEW: LOWER TARGET ON HIGHER WACC; REITERATE STRONG BUY

In order to better reflect current market conditions and bond yields within the telecom sector, we are increasing our weighted average cost of capital (WACC) assumption in our adjusted cash flow valuation methodology for Universal Access to 23% from 15%. Based on this WACC adjustment, we are lowering our price target to \$14 from \$20. Of note, we are not making any changes to our estimates at this time and continue to view the company's operating fundamentals and value proposition favorably.

Universal Access should report 2Q01 operating results in late July. Our forecast calls for revenues of \$32.8 million and an EBITDA loss of \$12.5 million. On June 19, the company provided revised earnings guidance, announcing an anticipated accelerated time to profitability by one quarter to 2Q01, one quarter after reaching EBITDA break-even. As such, we believe the company should easily surpass our 2Q01 estimates, which are at the high end of the Street's range.

Fundamentals Appear To Clearly Be In The Right Direction: We maintain that industry trends (e.g., continued long-network provisioning intervals) appear to favor Universal Access' business model of providing quicker network interconnections and speeding carriers' time to revenue. Universal Access remains one of the few service providers with most trends pointing in the right direction, as evidenced by management's positive pre announcement as well as our channel checks.

The company's funding position is strong. We estimate that Universal Access should report approximately \$64 million of cash and equivalents available at the end of 2Q01. We estimate that Universal Access will incur approximately \$15 million of additional cash burn before turning EBITDA positive in 1Q02.

43-1195

During the same period, we estimate \$10 million of additional capital expenditures. Accordingly, the company should achieve profitability with more than \$30 million of cash and equivalents on the balance sheet and essentially no debt outstanding.

Risk Factors To Be Aware Of: Our primary concerns are potential customer churn as well as current revenue concentration. At the end of 1Q01, Universal Access' average contract length was 23 months, which was among the highest in the telecom service sector. Upon contract expiration, carrier customers may not necessarily renew the contract; however, they would still be required to provision a replacement circuit. It is premature to determine whether carriers intend to renew or terminate contracts since few contracts have expired; however, we believe most carriers are likely to renew contracts rather than groom their networks.

In addition, Universal Access' revenue concentration is an area of some concern. Specifically, the company's top two customers accounted for close to 50% of 2Q01 revenues; however, our channel checks suggest that this revenue concentration could be significantly alleviated by year end, largely due to in roads we believe the company has achieved with carriers through its Core initiative (please refer to our June 4 note for details).

Stock Opinion

We reiterate our Strong Buy-Aggressive rating on UAXS. Our revised 12-month price target is \$14 (down from \$20), which is based on our adjusted cash flow valuation methodology. This valuation approach discounts cash flows to the present based on a 23% WACC, and assumes no revenue growth or margin expansion beyond 2004.

Company Description

Universal Access, Inc., through its proprietary telecommunications database and network of physical interconnection facilities, provides end-to-end network connections and bandwidth provisioning services to carrier, ISP, and hosting customers. The company's services encompass local access, regional transport, and intercity capacity.

Dain Rauscher Incorporated makes a market in Universal Access, Inc. and may act as principal with regard to sales or purchases of this security.

ADDITIONAL INFORMATION AVAILABLE UPON REQUEST

The information contained in this report has been prepared from sources that Dain Rauscher Incorporated (Dain Rauscher®) believes to be reliable but Dain Rauscher makes no representation or warranty as to the accuracy or completeness of the information. This report does not purport to be a complete statement of all material facts related to any company, industry, or

security mentioned herein. The information contained and opinions expressed in this report reflect our knowledge and judgment as of the date of this report but are subject to change without notice and may or may not be updated. Moreover, the opinions expressed herein are not intended as personalized investment advice and may not be suitable for certain clients. Dain Rauscher Incorporated, its officers, directors, affiliates, and/or employees (including the authors of this report) may from time to time have a long or short position in publicly or privately issued securities of companies mentioned or derivatives thereof and may sell or buy such securities for their own or related accounts. This notice shall not

43-11 p 6

constitute an offer to sell or the solicitation of an offer to buy, nor shall

there be any sale of these securities in any state in which said offer, solicitation, or sale would be unlawful prior to registration or qualification under the securities laws of any such state. Any Canadian recipient of this report that is not a Designated Institution in Ontario or

a

Sophisticated Purchaser in Quebec (or similar permitted institutional purchaser in any other province) and that wishes further information regarding, or to effect any transaction in, any of the securities discussed in this report should contact and place orders with RBC Dominion Securities Inc., which, without in any way limiting the foregoing, accepts responsibility for this report and its dissemination in Canada. Copyright © 2001 Dain Rauscher Incorporated, all rights reserved.

Call your DRW salesperson at 1-800-937-4678



- 0713001-UAXS.pdf

43-1187

EXHIBIT C

JUSTIFICATION TABLE

SEPTEMBER 2001

EXHIBIT C

COMPANY:

TITLE:

AUDIT:

PERIOD ENDING:

AUDIT CONTROL NO.:

Florida Power & Light Company

List of Confidential Workpapers

Fibernet Allocation Methodology

Estimated December 31, 2001

01-067-4-1

Workpaper No.	Description	No. of Pages	Confidential Yes / No	Line No. / Col. No.	Florida Statute 366.093(3) Subsection	Affiant
1	Report	11	Y	p.1, line 22-23 p.1, Col. B, lines 13-20 & 24-26 p.2, line 13, 21 & 32 p.2, Col. A, lines 15 & 29 p.2, Col. B, lines 14-16 & 25-30 p.3, line 17, 24, & 35 p.3, Col. A, lines 12, 14, & 32 p.3, Col. B, lines 11-15 & 27-33 p.5, lines 3, 8-10 p.5, Col B, lines 12-21 p.6, Col B, lines 8-11 & 14 p.7, lines 3-6 p.8, lines 9-10 p.8, Col B, lines 14, 17 & 19 p.8, Col C, lines 14, 17 & 21 p.9, Col A, lines 9, 15-16, 21-22, 32, 34 & 36 p.9, Col B, lines 8-9, 12-16, 18-22, & 25-35 p.9, Col C, lines 8-9, 12-16, 18-22, 25-32, & 36 p.10, Col B, lines 9-17, 19-27 & 29-34 p.10, Col C, lines 9-17, 19-27 & 29-34 p.11, Col A, line 11 p.11, Col B, lines 8-10, 14 & 16-18	(e)	S. Stamm
5	Notes from Meeting with Company	3	Y	p.1, line 11 p.2, lines 3, 12, 18, 23 & 37 p.3, lines 1 & 3	(e)	S. Stamm
9	Notes from Internal Audit Report	5	Y	All	(b)	R. del Cueto
9-1	Info from Internal Audit Report	1	Y	Lines 10-14	(b)	R. del Cueto

EXHIBIT C

COMPANY:

TITLE:

AUDIT:

PERIOD ENDING:

AUDIT CONTROL NO:

Florida Power & Light Company

List of Confidential Workpapers

Fibernet Allocation Methodology

Estimated December 31, 2001

01-067-4-1

Workpaper No.	Description	No. of Pages	Confidential Yes / No	Line No. / Col. No.	Florida Statute 366.093(3) Subsection	Affiant
9-1 / 1	Info from Internal Audit Report	1	Y	Lines 4-8	(b)	R. del Cueto
9-1 / 2	Info from Internal Audit Report	1	Y	All	(e)	B. Rufat
9-1 / 2-1	Info from Internal Audit Report	1	Y	All	(e)	B. Rufat
43	Summary of Findings	8	Y	p.1, line 21-22 p.1, Col. B, lines 13-20 & 23-25 p.2, line 13, 21 & 32 p.2, Col. A, lines 15 & 29 p.2, Col. B, lines 14-16 & 25-30 p.3, line 17, 25, & 35 p.3, Col. A, lines 12, 14, & 32 p.3, Col. B, lines 11-15 & 27-33 p.5, lines 3, 8-10 p.5, Col B, lines 12-21 p.6, Col B, lines 8-11 & 14 p.7, lines 3-6 p.8, lines 9-10 p.8, Col B, lines 14, 17 & 19 p.8, Col C, lines 14, 17 & 21	(e)	S. Stamm
43-1	Calculation of Estimated 2001 Charges	4	Y	p.1, Col A, lines 9,16,24,27,41 & 42 p.1, Col B, lines 46-50 p.1, Col C, lines 4-5, 7-10, 12-17, 19-34, 36-44 & 48-49 p.2, Col A, lines 11, 17-18, 23-24, 34, 36 & 38 p.2, Col B, lines 10-11, 14-18, 20-24, 27-37 p.2, Col C, lines 10-11, 14-18, 20-24, 27-34 & 38 p.3, Col B, lines 11-19, 21-29 & 31-36 p.4, Col A, line 13 p.4, Col B, lines 10-13, 16 & 18-20 p.4, Col C, lines 10, & 13-17	(e)	S. Stamm

EXHIBIT C

COMPANY:

TITLE:

AUDIT:

PERIOD ENDING:

AUDIT CONTROL NO:

Florida Power & Light Company

List of Confidential Workpapers

Fibernet Allocation Methodology

Estimated December 31, 2001

01-067-4-1

Workpaper No.	Description	No. of Pages	Confidential Yes / No	Line No. / Col. No.	Florida Statute 366.093(3) Subsection	Affiant
43-2	Support for Asset Accounts	1	Y	p.1, Col A, lines 13, 17 & 18 p.1, Col B, lines 3-11, 13-15, 17-20 & 22-26	(e)	S. Stamm
43-2 / 1	Printout of All Property Assets	19	Y	Pages 1-18, Cols A & B, lines 1-46 p. 19, Cols A & B, lines 1-15	(e)	S. Stamm
43-2 / 2	Printout of Pre 96 Electronics Assets	4	Y	p.1, Cols A & B, lines 1-46 Pages 2 & 3, Cols A & B, lines 1-47 p.3, Cols A & B, lines 1-6	(e)	S. Stamm
43 -3	Calculation of Fiber Miles	1	Y	p.1, Col A, lines 8, 10, 12, & 13 p.1, Col B, lines 1-8, 10, & 12-13	(e)	S. Stamm
43-3 / 1	Support for Fiber Miles	8	Y	p.1, Cols A, B, C & D, lines 1-40 p.2, Cols A, B, C & D, lines 1-49 p.3, Cols A, B, C & D, lines 1-45 p.4, Cols A, B, C & D, lines 1-50 p.5, Cols A, B, C & D, lines 1-46 p.6, Cols A, B, C & D, lines 1-48 p.7, Cols A, B, C & D, lines 1-49 p.8, Cols A, B, C & D, lines 1-27	(e)	S. Stamm
43-3 / 2	Support for Fiber Miles	4	Y	p.1, Cols A, B, C & D, lines 1-51 p.2, Cols A, B, C & D, lines 1-49 p.3, Cols A, B, C & D, lines 1-46 p.4, Cols A, B, C & D, lines 1-44	(e)	S. Stamm
43-3 / 3	Support for Fiber Miles	1	Y	p.1, Cols A, B, C & D, lines 1-53	(e)	S. Stamm
43-3 / 4	Support for Fiber Miles	1	Y	p.1, Cols A, B, C & D, lines 1-47	(e)	S. Stamm
43-4	Printout of Pre 96 Fiber Assets	8	Y	p.1, Col A, lines 1-15 Pages 2-7, Cols A & B, lines 1-46 p.8, Cols A & B, lines 1-29	(e)	S. Stamm

EXHIBIT C

COMPANY:

TITLE:

AUDIT:

PERIOD ENDING:

AUDIT CONTROL NO:

Florida Power & Light Company

List of Confidential Workpapers

Fibernet Allocation Methodology

Estimated December 31, 2001

01-067-4-1

Workpaper No.	Description	No. of Pages	Confidential Yes / No	Line No. / Col. No.	Florida Statute 366.093(3) Subsection	Affiant
43-4 / 1	Printout of Post 95 Fiber Assets	4	Y	p.1, Cols A & B, lines 1-46 p.2, Cols A & B, lines 1-48 p.3, Cols A & B, lines 1-47 p.4, Cols A & B, lines 1-31	(e)	S. Stamm
43-5	Printout of Post 95 Electronic Assets	5	Y	p.1, Cols A & B, lines 1-46 p.2, Cols A & B, lines 1-47 p.3, Cols A & B, lines 1-47 p.4, Cols A & B, lines 1-47 p.4, Col C, 1 & 9 p.5, Col A, line 30 p.5, Col B, lines 1-28 p.5, Col C, lines 1-29 p.5, Col D, line 27	(e)	S. Stamm
43-6	Support for DS3 Calculations	19	Y	p.1, lines 6-9, & 18-21 p.2, Cols A-O, lines 2-3 p.3, Cols A-P, lines 3-4 p.4, Cols A-Q, lines 3-5 p.5, Cols A-J, lines 3-5 p.6, Cols A-P, lines 3-4 p.7, Cols A-P, lines 3-4 p.8, Cols A-P, lines 3-5 p.9, Cols A-Q, lines 3-4 p.10, Cols A-M, lines 3-5 p.11, Cols A-M, lines 3-5 p.12, Cols A-M, lines 3-5 p.13, Cols A-I, lines 3-5 p.14, Cols A-G, lines 3-5 p.15, Cols A-J, lines 3-5 p.16, Cols A-N, lines 3-4 p.17, Cols A-F, lines 3-5 p.18, Cols A-G, lines 2-3 p.19, Cols A-H, lines 3-5	(e)	S. Stamm
43-6 / 1	Support for DS3 Calculations	3	Y	All	(e)	S. Stamm

EXHIBIT C

COMPANY:

TITLE:

AUDIT:

PERIOD ENDING:

AUDIT CONTROL NO:

Florida Power & Light Company

List of Confidential Workpapers

Fibernet Allocation Methodology

Estimated December 31, 2001

01-067-4-1

Workpaper No.	Description	No. of Pages	Confidential Yes / No	Line No. / Col. No.	Florida Statute 366.093(3) Subsection	Affiant
43-10	Billing to FPL for 2001	1	Y	p.1, lines 2-4 & 6-8 p.1, Col B, lines 10-12	(e)	S. Stamm
43-10 / 1	First Quarter Billing to FPL	6	Y	p.1, lines 12, 14 & 22 p.2, lines 1-22 p.3, lines 1-3 p.4, Col A, lines 5-16 p.5, Col A, line 12 p.5, Col B, lines 5-11, 16, & 25-26 p.5, Col C, lines 3, 5, 8-9, 11, 17-24, & 26 p.5., Col D, lines 3, 5-11, 16, 19, 22, & 24-25 p.6, lines 7, 11 & 12	(e)	S. Stamm
43-10 / 2	Second Quarter Billing to FPL	5	Y	p.1, lines 1-4 p.2, lines 1-23 p.3, Col A, lines 6-16, & 20-21 p.4, Col A, lines 5-11, 15, & 24-25 p.4, Col B, lines 3, 5, 8-9, 11, 16-23, & 25 p.4, Col C, lines 3, 5-11, 15, 18, 21, & 23-24 p.4, Col D, lines 15, 18, 21, 23 & 24 p.4, Col E, line 18 p.5, lines 11 & 12	(e)	S. Stamm
43-11	Info re Return on Investment	7	Y	p.1, line 25	(e)	S. Stamm

EXHIBIT D

AFFIDAVITS

SEPTEMBER 2001

EXHIBIT D

**BEFORE THE FLORIDA
PUBLIC SERVICE COMMISSION**

In re: Florida Power & Light Company's
Request for Confidential Classification)
Of Material Provided pursuant to) Filed _____
Audit Control No. 01-067-4-1)

STATE OF FLORIDA)
MIAMI-DADE COUNTY) AFFIDAVIT OF RICK DEL CUETO

BEFORE ME, the undersigned authority, personally appeared Rick Del Cueto, who, being first duly sworn, deposes and says:

1. My name is Rick Del Cueto. I am currently employed by Florida Power & Light Company (FPL) as Manager, Internal Auditing. I have personal knowledge of the matters stated in this affidavit.


2. With respect to Exhibit C, I have reviewed the documents and information for which I am listed as Affiant and which are included in Exhibit A to FPL's Request for Confidential Classification. Documents or materials that I have reviewed and which are asserted by FPL to be proprietary confidential business information contain or constitute internal auditing controls and reports of internal auditors or information relating to same. To the best of my knowledge, FPL has maintained the confidentiality of these documents and materials.

3. Consistent with the provisions of the Florida Administrative Code, such materials should remain confidential for a period of not less than 18 months. In addition, they should be returned to FPL as soon as the information is no longer necessary for the Commission to conduct its business so that FPL can continue to maintain the confidentiality of these documents.

4. Affiant says nothing further.


Rick Del Cueto

SWORN TO AND SUBSCRIBED before me this 26 day of September, 2001, by Rick Del Cueto, who is personally known to me or who has produced _____ (type of identification) as identification and who did take an oath.


Notary Public, State of Florida

My Commission Expires:

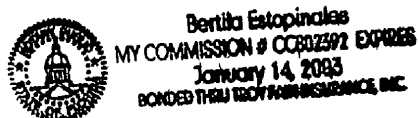


EXHIBIT D

**BEFORE THE FLORIDA
PUBLIC SERVICE COMMISSION**

In re: Florida Power & Light Company's
Request for Confidential Classification)
Of Material Provided pursuant to)
Audit Control No. 01-067-4-1)

Filed _____

STATE OF FLORIDA)
MIAMI-DADE COUNTY)

AFFIDAVIT OF SOL STAMM

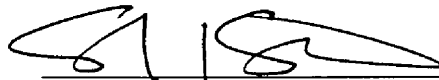
BEFORE ME, the undersigned authority, personally appeared Sol Stamm, who, being first duly sworn, deposes and says:

1. My name is Sol Stamm. I am currently employed by FPL FiberNet, LLC ("FiberNet") as Controller. I have personal knowledge of the matters stated in this affidavit.

2. With respect to Exhibit C, I have reviewed the documents and information for which I am listed as Affiant and which are included in Exhibit A to FPL's Request for Confidential Classification. Documents or materials that I have reviewed and which are asserted by FPL to be proprietary confidential business information include FiberNet's pricing information, cost data and names of FiberNet's customers. In addition, the information includes detailed descriptions by location of FiberNet's telecommunications system equipment that would tend to reveal FiberNet's system capabilities and/or deficiencies by location. This information, if made public, would afford FiberNet's competitors an unfair advantage over FiberNet and would impair FiberNet's efforts to enter into contracts on commercially favorable terms. To the best of my knowledge, FPL has maintained the confidentiality of these documents and materials.

3. Consistent with the provisions of the Florida Administrative Code, such materials should remain confidential for a period of not less than 18 months. In addition, they should be returned to FPL as soon as the information is no longer necessary for the Commission to conduct its business so that FPL can continue to maintain the confidentiality of these documents.

4. Affiant says nothing further.


Sol Stamm

SWORN TO AND SUBSCRIBED before me this 26 day of September, 2001, by Sol Stamm, who is personally known to me or who has produced _____ (type of identification) as identification and who did take an oath.


Notary Public, State of Florida

My Commission Expires:



EXHIBIT D

**BEFORE THE FLORIDA
PUBLIC SERVICE COMMISSION**

In re: Florida Power & Light Company's)
Request for Confidential Classification)
Of Material Provided pursuant to) Filed _____
Audit Control No. 01-067-4-1)

STATE OF FLORIDA)
)
MIAMI-DADE COUNTY) AFFIDAVIT OF BERTA S. RUFAT


BEFORE ME, the undersigned authority, personally appeared Berta S. Rufat, who, being first duly sworn, deposes and says:

1. My name is Berta S. Rufat. I am currently employed by Florida Power & Light Company ("FPL") as Manager of Cost Measurement and Allocations. I have personal knowledge of the matters stated in this affidavit.

2. With respect to Exhibit C, I have reviewed the documents and information for which I am listed as Affiant and which are included in Exhibit A to FPL's Request for Confidential Classification. Documents or materials that I have reviewed and which are asserted by FPL to be proprietary confidential business information include FPL's pricing information and cost data with respect to FPL FiberNet, LLC. This information, if made public, would afford FPL's competitors an unfair advantage over FPL and would impair FPL's efforts to enter into contracts on commercially favorable terms. To the best of my knowledge, FPL has maintained the confidentiality of these documents and materials.

3. Consistent with the provisions of the Florida Administrative Code, such materials should remain confidential for a period of not less than 18 months. In addition, they should be returned to FPL as soon as the information is no longer necessary for the Commission to conduct its business so that FPL can continue to maintain the confidentiality of these documents.

4. Affiant says nothing further.


Berta S. Rufat

SWORN TO AND SUBSCRIBED before me this 26 day of September, 2001, by Berta S. Rufat, who is personally known to me or who has produced _____ (type of identification) as identification and who did take an oath.


Notary Public, State of Florida

My Commission Expires:



Bertita Estopitales
MY COMMISSION # CC802592 EXPIRES
January 14, 2003
BONDED TRULY TRUST INSURANCE, INC.