

ORIGINAL

AUSLEY & McMULLEN

ATTORNEYS AND COUNSELORS AT LAW

227 SOUTH CALHOUN STREET
P.O. BOX 391 (ZIP 32302)
TALLAHASSEE, FLORIDA 32301
(850) 224-9115 FAX (850) 222-7560

October 15, 2001

HAND DELIVERED

Ms. Blanca S. Bayo, Director
Division of Commission Clerk
and Administrative Services
Florida Public Service Commission
2540 Shumard Oak Boulevard
Tallahassee, FL 32399-0850

010001-EI

Re: Fuel and Purchased Power Cost Recovery Clause
and Generating Performance Incentive Factor
FPSC Docket No. 010001-EI

REQUEST FOR SPECIFIED CONFIDENTIAL TREATMENT
(CONFIDENTIAL DOCUMENTS ATTACHED)

Dear Ms. Bayo:

We submit herewith a single confidential set of Tampa Electric Company's highlighted 423 Forms for the month of August 2001 and request specified confidential treatment of Forms 423-1(a), 423-2, 423-2(a) and 423-2(b). Our request is made pursuant to Section 366.093, Fla. Stat., for the reasons detailed in the document entitled "Tampa Electric Company's Request for Specified Confidential Treatment", which document was filed under separate cover (copy enclosed). The sensitive information contained in these forms has been highlighted in yellow.

Please acknowledge receipt and filing of the above by stamping the duplicate copy of this letter and returning same to this writer.

Thank you for your assistance in connection with this matter.

Sincerely,

James D. Beasley
James D. Beasley

11.29.03
DECLASSIFIED

JDB/bjd
Enclosures

cc: All Parties of Record (w/o enc.)

DOCUMENT NUMBER-DATE

13103 OCT 15 2001

FPSC-COMMISSION CLERK

MONTHLY REPORT OF COST AND QUALITY OF FUEL OIL FOR ELECTRIC PLANTS
ORIGIN, VOLUME, DELIVERED PRICE AND AS RECEIVED QUALITY

1. Reporting Month: August Year: 2001
2. Reporting Company: Tampa Electric Company

3. Name, Title & Telephone Number of Contact Person Concerning Data
Submitted on this Form: Jeffrey Chronister, Director Financial Reporting
(813) - 228 - 1609

4. Signature of Official Submitting Report: 
Jeffrey Chronister, Director Financial Reporting

5. Date Completed: October 15, 2001

Line No. (a)	Plant Name (b)	Supplier Name (c)	Shipping Point (d)	Purchase Type (e)	Delivery Location (f)	Delivery Date (g)	Type Oil (h)	Sulfur Content % (i)	BTU Content (BTU/Gal) (j)	Volume (Bbls) (k)	Delivered Price (\$/Bbl) (l)
1.	Big Bend	Central	Tampa	MTC	Big Bend	08/01/01	F02	*	*	11,131.47	\$31.3396
2.	Big Bend	Central	Tampa	MTC	Big Bend	08/15/01	F02	*	*	5,984.81	\$32.4623
3.	Big Bend	Central	Tampa	MTC	Big Bend	08/24/01	F02	*	*	11,138.50	\$32.6078
4.	Gannon	Central	Tampa	MTC	Gannon	08/01/01	F02	*	*	165.36	\$31.5761
5.	Gannon	Central	Tampa	MTC	Gannon	08/02/01	F02	*	*	286.00	\$31.5766
6.	Gannon	Central	Tampa	MTC	Gannon	08/03/01	F02	*	*	115.55	\$31.5760
7.	Gannon	Central	Tampa	MTC	Gannon	08/04/01	F02	*	*	354.36	\$31.5764
8.	Gannon	Central	Tampa	MTC	Gannon	08/05/01	F02	*	*	531.29	\$31.9090
9.	Gannon	Central	Tampa	MTC	Gannon	08/06/01	F02	*	*	354.55	\$31.9091
10.	Gannon	Central	Tampa	MTC	Gannon	08/08/01	F02	*	*	354.24	\$31.9091
11.	Gannon	Central	Tampa	MTC	Gannon	08/10/01	F02	*	*	177.79	\$31.9085
12.	Gannon	Central	Tampa	MTC	Gannon	08/11/01	F02	*	*	73.55	\$31.9082
13.	Gannon	Central	Tampa	MTC	Gannon	08/14/01	F02	*	*	177.31	\$32.6992
14.	Gannon	Central	Tampa	MTC	Gannon	08/15/01	F02	*	*	355.31	\$32.6993
15.	Gannon	Central	Tampa	MTC	Gannon	08/16/01	F02	*	*	118.60	\$32.6980
16.	Gannon	Central	Tampa	MTC	Gannon	08/17/01	F02	*	*	352.62	\$32.6992
17.	Gannon	Central	Tampa	MTC	Gannon	08/18/01	F02	*	*	176.55	\$32.6988
18.	Gannon	Central	Tampa	MTC	Gannon	08/21/01	F02	*	*	352.67	\$32.8445
19.	Gannon	Central	Tampa	MTC	Gannon	08/22/01	F02	*	*	302.31	\$32.8448
20.	Gannon	Central	Tampa	MTC	Gannon	08/23/01	F02	*	*	177.05	\$32.8444
21.	Gannon	Central	Tampa	MTC	Gannon	08/24/01	F02	*	*	532.95	\$33.1675
22.	Gannon	Central	Tampa	MTC	Gannon	08/25/01	F02	*	*	176.69	\$33.1679
23.	Gannon	Central	Tampa	MTC	Gannon	08/27/01	F02	*	*	354.50	\$32.7409
24.	Gannon	Central	Tampa	MTC	Gannon	08/28/01	F02	*	*	318.98	\$32.7405
25.	Gannon	Central	Tampa	MTC	Gannon	08/29/01	F02	*	*	176.95	\$33.0633

* No analysis Taken
FPSC FORM 423-1 (2/87)

MONTHLY REPORT OF COST AND QUALITY OF FUEL OIL FOR ELECTRIC PLANTS
ORIGIN, VOLUME, DELIVERED PRICE AND AS RECEIVED QUALITY

1. Reporting Month: August Year: 2001

2. Reporting Company: Tampa Electric Company

3. Name, Title & Telephone Number of Contact Person Concerning Data
Submitted on this Form: Jeffrey Chronister, Director Financial Reporting
(813) - 228 - 1609

4. Signature of Official Submitting Report: 
Jeffrey Chronister, Director Financial Reporting

5. Date Completed: October 15, 2001


Line No. (a)	Plant Name (b)	Supplier Name (c)	Shipping Point (d)	Purchase Type (e)	Delivery Location (f)	Delivery Date (g)	Type Oil (h)	Sulfur Content % (i)	BTU Content (BTU/Gal) (j)	Volume (Bbls) (k)	Delivered Price (\$/Bbl) (l)
26.	Gannon	Central	Tampa	MTC	Gannon	08/31/01	F02	*	*	119.02	\$32.7484
27.	Polk	BP	Tampa	MTC	Polk	08/01/01	F02	*	*	3,048.50	\$32.7648
28.	Polk	BP	Tampa	MTC	Polk	08/02/01	F02	*	*	1,929.17	\$33.8147
29.	Polk	BP	Tampa	MTC	Polk	08/03/01	F02	*	*	176.43	\$33.6045
30.	Polk	BP	Tampa	MTC	Polk	08/07/01	F02	*	*	1,062.71	\$33.8149
31.	Polk	BP	Tampa	MTC	Polk	08/08/01	F02	*	*	4,943.98	\$33.6048
32.	Polk	BP	Tampa	MTC	Polk	08/09/01	F02	*	*	4,418.48	\$33.8148
33.	Polk	BP	Tampa	MTC	Polk	08/10/01	F02	*	*	718.67	\$34.2346
34.	Polk	BP	Tampa	MTC	Polk	08/18/01	F02	*	*	176.55	\$32.5543
35.	Polk	BP	Tampa	MTC	Polk	08/23/01	F02	*	*	706.07	\$34.2349
36.	Polk	BP	Tampa	MTC	Polk	08/24/01	F02	*	*	353.48	\$34.6544
37.	Polk	BP	Tampa	MTC	Polk	08/27/01	F02	*	*	705.48	\$34.8647
38.	Polk	BP	Tampa	MTC	Polk	08/28/01	F02	*	*	1,576.83	\$36.1249
39.	Polk	BP	Tampa	MTC	Polk	08/29/01	F02	*	*	4,413.59	\$35.8098
40.	Polk	BP	Tampa	MTC	Polk	08/30/01	F02	*	*	1,762.81	\$34.9688
41.	Polk	BP	Tampa	MTC	Polk	08/31/01	F02	*	*	882.83	\$35.6028
42.	Phillips	Central	Tampa	MTC	Phillips	08/06/01	F02	*	*	177.50	\$32.6701
43.	Phillips	Central	Tampa	MTC	Phillips	08/07/01	F02	*	*	178.57	\$32.6705
44.	Phillips	Central	Tampa	MTC	Phillips	08/08/01	F02	*	*	176.67	\$32.6696
45.	Phillips	Coastal	Tampa	MTC	Phillips	08/01/01	F06	*	*	916.27	\$24.7200
46.	Phillips	Coastal	Tampa	MTC	Phillips	08/02/01	F06	*	*	915.99	\$24.7200
47.	Phillips	Coastal	Tampa	MTC	Phillips	08/03/01	F06	*	*	925.71	\$24.7200
48.	Phillips	Coastal	Tampa	MTC	Phillips	08/06/01	F06	*	*	1,070.69	\$24.1900
49.	Phillips	Coastal	Tampa	MTC	Phillips	08/07/01	F06	*	*	763.08	\$24.1900
50.	Phillips	Coastal	Tampa	MTC	Phillips	08/08/01	F06	*	*	915.24	\$24.1900

* No analysis taken.
FPSC FORM 423-1 (2/87)

MONTHLY REPORT OF COST AND QUALITY OF FUEL OIL FOR ELECTRIC PLANTS
ORIGIN, VOLUME, DELIVERED PRICE AND AS RECEIVED QUALITY

1. Reporting Month: August Year: 2001
2. Reporting Company: Tampa Electric Company

3. Name, Title & Telephone Number of Contact Person Concerning Data
Submitted on this Form: Jeffrey Chronister, Director Financial Reporting
(813) - 228 - 1609

4. Signature of Official Submitting Report: 
Jeffrey Chronister, Director Financial Reporting

5. Date Completed: October 15, 2001

Line No. (a)	Plant Name (b)	Supplier Name (c)	Shipping Point (d)	Purchase Type (e)	Delivery Location (f)	Delivery Date (g)	Type Oil (h)	Sulfur Content % (i)	BTU Content (BTU/Gal) (j)	Volume (Bbls) (k)	Delivered Price (\$/Bbl) (l)
51.	Phillips	Coastal	Tampa	MTC	Phillips	08/09/01	F06	*	*	920.34	\$24.1900
52.	Phillips	Coastal	Tampa	MTC	Phillips	08/10/01	F06	*	*	919.77	\$24.1900
53.	Phillips	Coastal	Tampa	MTC	Phillips	08/13/01	F06	*	*	910.40	\$24.3100
54.	Phillips	Coastal	Tampa	MTC	Phillips	08/14/01	F06	*	*	911.56	\$24.3100
55.	Phillips	Coastal	Tampa	MTC	Phillips	08/15/01	F06	*	*	305.90	\$24.3100
56.	Phillips	Coastal	Tampa	MTC	Phillips	08/16/01	F06	*	*	767.12	\$24.3100
57.	Phillips	Coastal	Tampa	MTC	Phillips	08/17/01	F06	*	*	614.94	\$24.3100
58.	Phillips	Coastal	Tampa	MTC	Phillips	08/20/01	F06	*	*	613.20	\$24.8000
59.	Phillips	Coastal	Tampa	MTC	Phillips	08/21/01	F06	*	*	610.88	\$24.8000
60.	Phillips	Coastal	Tampa	MTC	Phillips	08/22/01	F06	*	*	610.60	\$24.8000
61.	Phillips	Coastal	Tampa	MTC	Phillips	08/23/01	F06	*	*	920.19	\$24.8000
62.	Phillips	Coastal	Tampa	MTC	Phillips	08/24/01	F06	*	*	911.40	\$24.8000
63.	Phillips	Coastal	Tampa	MTC	Phillips	08/27/01	F06	*	*	461.27	\$25.4600
64.	Phillips	Coastal	Tampa	MTC	Phillips	08/28/01	F06	*	*	1,075.06	\$25.4600
65.	Phillips	Coastal	Tampa	MTC	Phillips	08/29/01	F06	*	*	780.04	\$20.7743
66.	Phillips	Coastal	Tampa	MTC	Phillips	08/30/01	F06	*	*	621.58	\$31.3402
67.	Phillips	Coastal	Tampa	MTC	Phillips	08/31/01	F06	*	*	1,077.84	\$25.4600

* No analysis Taken
FPSC FORM 423-1 (2/87)

MONTHLY REPORT OF COST AND QUALITY OF FUEL OIL FOR ELECTRIC PLANTS
 DETAIL OF INVOICE AND TRANSPORTATION CHARGES

1. Reporting Month: August Year: 2001

3. Name, Title & Telephone Number of Contact Person Concerning Data
 Submitted on this Form: Jeffrey Chronister, Director Financial Reporting
 (813) - 228 - 1609

2. Reporting Company: Tampa Electric Company

4. Signature of Official Submitting Report:



Jeffrey Chronister, Director Financial Reporting

5. Date Completed: October 15, 2001

Line No. (a)	Plant Name (b)	Supplier Name (c)	Delivery Location (d)	Delivery Date (e)	Type Oil (f)	Volume (Bbls) (g)	Invoice Price (\$/Bbl) (h)	Invoice Amount \$ (i)	Discount \$ (j)	Net Amount \$ (k)	Net Price (\$/Bbl) (l)	Quality Adjust. (\$/Bbl) (m)	Effective Purchase Price (\$/Bbl) (n)	Transport to Terminal (\$/Bbl) (o)	Add'l Transport Charges (\$/Bbl) (p)	Other Charges (\$/Bbl) (q)	Delivered Price (\$/Bbl) (r)
1.	Big Bend	Central	Big Bend	08/01/01	F02	11,131.47	\$31.3396	348,856.31	\$0.0000	\$348,856.31	\$31.3396	\$0.0000	\$31.3396	\$0.0000	\$0.0000	\$0.0000	\$31.3396
2.	Big Bend	Central	Big Bend	08/15/01	F02	5,984.81	\$32.4623	194,280.72	\$0.0000	\$194,280.72	\$32.4623	\$0.0000	\$32.4623	\$0.0000	\$0.0000	\$0.0000	\$32.4623
3.	Big Bend	Central	Big Bend	08/24/01	F02	11,138.50	\$32.6078	363,202.36	\$0.0000	\$363,202.36	\$32.6078	\$0.0000	\$32.6078	\$0.0000	\$0.0000	\$0.0000	\$32.6078
4.	Gannon	Central	Gannon	08/01/01	F02	185.36	\$31.5761	5,221.42	\$0.0000	\$5,221.42	\$31.5761	\$0.0000	\$31.5761	\$0.0000	\$0.0000	\$0.0000	\$31.5761
5.	Gannon	Central	Gannon	08/02/01	F02	286.00	\$31.5766	9,030.92	\$0.0000	\$9,030.92	\$31.5766	\$0.0000	\$31.5766	\$0.0000	\$0.0000	\$0.0000	\$31.5766
6.	Gannon	Central	Gannon	08/03/01	F02	115.55	\$31.5760	3,648.61	\$0.0000	\$3,648.61	\$31.5760	\$0.0000	\$31.5760	\$0.0000	\$0.0000	\$0.0000	\$31.5760
7.	Gannon	Central	Gannon	08/04/01	F02	354.36	\$31.5784	11,189.41	\$0.0000	\$11,189.41	\$31.5784	\$0.0000	\$31.5784	\$0.0000	\$0.0000	\$0.0000	\$31.5784
8.	Gannon	Central	Gannon	08/05/01	F02	531.29	\$31.9090	16,952.95	\$0.0000	\$16,952.95	\$31.9090	\$0.0000	\$31.9090	\$0.0000	\$0.0000	\$0.0000	\$31.9090
9.	Gannon	Central	Gannon	08/06/01	F02	354.55	\$31.9091	11,313.36	\$0.0000	\$11,313.36	\$31.9091	\$0.0000	\$31.9091	\$0.0000	\$0.0000	\$0.0000	\$31.9091
10.	Gannon	Central	Gannon	08/08/01	F02	354.24	\$31.9091	11,303.49	\$0.0000	\$11,303.49	\$31.9091	\$0.0000	\$31.9091	\$0.0000	\$0.0000	\$0.0000	\$31.9091
11.	Gannon	Central	Gannon	08/10/01	F02	177.79	\$31.9085	5,673.02	\$0.0000	\$5,673.02	\$31.9085	\$0.0000	\$31.9085	\$0.0000	\$0.0000	\$0.0000	\$31.9085
12.	Gannon	Central	Gannon	08/11/01	F02	73.55	\$31.9082	2,346.85	\$0.0000	\$2,346.85	\$31.9082	\$0.0000	\$31.9082	\$0.0000	\$0.0000	\$0.0000	\$31.9082
13.	Gannon	Central	Gannon	08/14/01	F02	177.31	\$32.6992	5,797.90	\$0.0000	\$5,797.90	\$32.6992	\$0.0000	\$32.6992	\$0.0000	\$0.0000	\$0.0000	\$32.6992
14.	Gannon	Central	Gannon	08/15/01	F02	355.31	\$32.6993	11,618.38	\$0.0000	\$11,618.38	\$32.6993	\$0.0000	\$32.6993	\$0.0000	\$0.0000	\$0.0000	\$32.6993
15.	Gannon	Central	Gannon	08/16/01	F02	118.60	\$32.6980	3,877.98	\$0.0000	\$3,877.98	\$32.6980	\$0.0000	\$32.6980	\$0.0000	\$0.0000	\$0.0000	\$32.6980
16.	Gannon	Central	Gannon	08/17/01	F02	352.62	\$32.6992	11,530.40	\$0.0000	\$11,530.40	\$32.6992	\$0.0000	\$32.6992	\$0.0000	\$0.0000	\$0.0000	\$32.6992
17.	Gannon	Central	Gannon	08/18/01	F02	176.55	\$32.6988	5,772.98	\$0.0000	\$5,772.98	\$32.6988	\$0.0000	\$32.6988	\$0.0000	\$0.0000	\$0.0000	\$32.6988
18.	Gannon	Central	Gannon	08/21/01	F02	352.67	\$32.8445	11,583.28	\$0.0000	\$11,583.28	\$32.8445	\$0.0000	\$32.8445	\$0.0000	\$0.0000	\$0.0000	\$32.8445
19.	Gannon	Central	Gannon	08/22/01	F02	302.31	\$32.8448	9,929.32	\$0.0000	\$9,929.32	\$32.8448	\$0.0000	\$32.8448	\$0.0000	\$0.0000	\$0.0000	\$32.8448
20.	Gannon	Central	Gannon	08/23/01	F02	177.05	\$32.8444	5,815.10	\$0.0000	\$5,815.10	\$32.8444	\$0.0000	\$32.8444	\$0.0000	\$0.0000	\$0.0000	\$32.8444
21.	Gannon	Central	Gannon	08/24/01	F02	532.95	\$33.1675	17,676.62	\$0.0000	\$17,676.62	\$33.1675	\$0.0000	\$33.1675	\$0.0000	\$0.0000	\$0.0000	\$33.1675
22.	Gannon	Central	Gannon	08/25/01	F02	176.69	\$33.1679	5,860.44	\$0.0000	\$5,860.44	\$33.1679	\$0.0000	\$33.1679	\$0.0000	\$0.0000	\$0.0000	\$33.1679
23.	Gannon	Central	Gannon	08/27/01	F02	354.50	\$32.7409	11,608.65	\$0.0000	\$11,608.65	\$32.7409	\$0.0000	\$32.7409	\$0.0000	\$0.0000	\$0.0000	\$32.7409
24.	Gannon	Central	Gannon	08/28/01	F02	318.98	\$32.7405	10,443.56	\$0.0000	\$10,443.56	\$32.7405	\$0.0000	\$32.7405	\$0.0000	\$0.0000	\$0.0000	\$32.7405
25.	Gannon	Central	Gannon	08/29/01	F02	176.95	\$33.0633	5,850.55	\$0.0000	\$5,850.55	\$33.0633	\$0.0000	\$33.0633	\$0.0000	\$0.0000	\$0.0000	\$33.0633


* No analysis Taken
 FPSC FORM 423-1(a) (2/87)

MONTHLY REPORT OF COST AND QUALITY OF FUEL OIL FOR ELECTRIC PLANTS
 DETAIL OF INVOICE AND TRANSPORTATION CHARGES

1. Reporting Month: August Year: 2001

2. Reporting Company: Tampa Electric Company

3. Name, Title & Telephone Number of Contact Person Concerning Data
 Submitted on this Form: Jeffrey Chronister, Director Financial Reporting
 (813) - 228 - 1809

4. Signature of Official Submitting Report: 
 Jeffrey Chronister, Director Financial Reporting

5. Date Completed: October 15, 2001

Line No. (a)	Plant Name (b)	Supplier Name (c)	Delivery Location (d)	Delivery Date (e)	Type Oil (f)	Volume (Bbls) (g)	Invoice Price (\$/Bbl) (h)	Invoice Amount \$ (i)	Discount \$ (j)	Net Amount \$ (k)	Net Price (\$/Bbl) (l)	Quality Adjust. (\$/Bbl) (m)	Effective Purchase Price (\$/Bbl) (n)	Transport to Terminal (\$/Bbl) (o)	Add'l Transport Charges (\$/Bbl) (p)	Other Charges (\$/Bbl) (q)	Delivered Price (\$/Bbl) (r)
26.	Gannon	Central	Gannon	08/31/01	F02	119.02	\$32.7484	3,897.72	\$0.0000	\$3,897.72	\$32.7484	\$0.0000	\$32.7484	\$0.0000	\$0.0000	\$0.0000	\$32.7484
27.	Polk	BP	Polk	08/01/01	F02	3,048.50	\$32.7648	99,883.47	\$0.0000	\$99,883.47	\$32.7648	\$0.0000	\$32.7648	\$0.0000	\$0.0000	\$0.0000	\$32.7648
28.	Polk	BP	Polk	08/02/01	F02	1,929.17	\$33.8147	65,234.36	\$0.0000	\$65,234.36	\$33.8147	\$0.0000	\$33.8147	\$0.0000	\$0.0000	\$0.0000	\$33.8147
29.	Polk	BP	Polk	08/03/01	F02	176.43	\$33.6045	5,928.84	\$0.0000	\$5,928.84	\$33.6045	\$0.0000	\$33.6045	\$0.0000	\$0.0000	\$0.0000	\$33.6045
30.	Polk	BP	Polk	08/07/01	F02	1,062.71	\$33.8149	35,936.44	\$0.0000	\$35,936.44	\$33.8149	\$0.0000	\$33.8149	\$0.0000	\$0.0000	\$0.0000	\$33.8149
31.	Polk	BP	Polk	08/08/01	F02	4,943.98	\$33.6048	166,141.27	\$0.0000	\$166,141.27	\$33.6048	\$0.0000	\$33.6048	\$0.0000	\$0.0000	\$0.0000	\$33.6048
32.	Polk	BP	Polk	08/09/01	F02	4,418.48	\$33.8148	149,409.85	\$0.0000	\$149,409.85	\$33.8148	\$0.0000	\$33.8148	\$0.0000	\$0.0000	\$0.0000	\$33.8148
33.	Polk	BP	Polk	08/10/01	F02	718.67	\$34.2346	24,803.40	\$0.0000	\$24,803.40	\$34.2346	\$0.0000	\$34.2346	\$0.0000	\$0.0000	\$0.0000	\$34.2346
34.	Polk	BP	Polk	08/18/01	F02	176.55	\$32.5543	5,747.47	\$0.0000	\$5,747.47	\$32.5543	\$0.0000	\$32.5543	\$0.0000	\$0.0000	\$0.0000	\$32.5543
35.	Polk	BP	Polk	08/23/01	F02	706.07	\$34.2349	24,172.21	\$0.0000	\$24,172.21	\$34.2349	\$0.0000	\$34.2349	\$0.0000	\$0.0000	\$0.0000	\$34.2349
36.	Polk	BP	Polk	08/24/01	F02	353.48	\$34.6544	12,249.63	\$0.0000	\$12,249.63	\$34.6544	\$0.0000	\$34.6544	\$0.0000	\$0.0000	\$0.0000	\$34.6544
37.	Polk	BP	Polk	08/27/01	F02	705.48	\$34.8647	24,596.35	\$0.0000	\$24,596.35	\$34.8647	\$0.0000	\$34.8647	\$0.0000	\$0.0000	\$0.0000	\$34.8647
38.	Polk	BP	Polk	08/28/01	F02	1,576.83	\$36.1249	56,962.77	\$0.0000	\$56,962.77	\$36.1249	\$0.0000	\$36.1249	\$0.0000	\$0.0000	\$0.0000	\$36.1249
39.	Polk	BP	Polk	08/29/01	F02	4,413.59	\$35.8098	158,049.93	\$0.0000	\$158,049.93	\$35.8098	\$0.0000	\$35.8098	\$0.0000	\$0.0000	\$0.0000	\$35.8098
40.	Polk	BP	Polk	08/30/01	F02	1,762.81	\$34.9688	61,643.35	\$0.0000	\$61,643.35	\$34.9688	\$0.0000	\$34.9688	\$0.0000	\$0.0000	\$0.0000	\$34.9688
41.	Polk	BP	Polk	08/31/01	F02	882.83	\$35.6028	31,431.23	\$0.0000	\$31,431.23	\$35.6028	\$0.0000	\$35.6028	\$0.0000	\$0.0000	\$0.0000	\$35.6028
42.	Phillips	Central	Phillips	08/06/01	F02	177.50	\$32.6701	5,798.95	\$0.0000	\$5,798.95	\$32.6701	\$0.0000	\$32.6701	\$0.0000	\$0.0000	\$0.0000	\$32.6701
43.	Phillips	Central	Phillips	08/07/01	F02	178.57	\$32.6705	5,833.97	\$0.0000	\$5,833.97	\$32.6705	\$0.0000	\$32.6705	\$0.0000	\$0.0000	\$0.0000	\$32.6705
44.	Phillips	Central	Phillips	08/08/01	F02	178.67	\$32.6696	5,771.74	\$0.0000	\$5,771.74	\$32.6696	\$0.0000	\$32.6696	\$0.0000	\$0.0000	\$0.0000	\$32.6696
45.	Phillips	Coastal	Phillips	08/01/01	F06	916.27	\$24.7200	22,650.18	\$0.0000	\$22,650.18	\$24.7200	\$0.0000	\$24.7200	\$0.0000	\$0.0000	\$0.0000	\$24.7200
46.	Phillips	Coastal	Phillips	08/02/01	F06	915.99	\$24.7200	22,643.25	\$0.0000	\$22,643.25	\$24.7200	\$0.0000	\$24.7200	\$0.0000	\$0.0000	\$0.0000	\$24.7200
47.	Phillips	Coastal	Phillips	08/03/01	F06	925.71	\$24.7200	22,883.54	\$0.0000	\$22,883.54	\$24.7200	\$0.0000	\$24.7200	\$0.0000	\$0.0000	\$0.0000	\$24.7200
48.	Phillips	Coastal	Phillips	08/06/01	F06	1,070.89	\$24.1900	25,899.98	\$0.0000	\$25,899.98	\$24.1900	\$0.0000	\$24.1900	\$0.0000	\$0.0000	\$0.0000	\$24.1900
49.	Phillips	Coastal	Phillips	08/07/01	F06	763.08	\$24.1900	18,456.92	\$0.0000	\$18,456.92	\$24.1900	\$0.0000	\$24.1900	\$0.0000	\$0.0000	\$0.0000	\$24.1900
50.	Phillips	Coastal	Phillips	08/08/01	F06	915.24	\$24.1900	22,139.64	\$0.0000	\$22,139.64	\$24.1900	\$0.0000	\$24.1900	\$0.0000	\$0.0000	\$0.0000	\$24.1900

* No analysis Taken
 FPSC FORM 423-1(a) (2/87)

CONFIDENTIAL

MONTHLY REPORT OF COST AND QUALITY OF FUEL OIL FOR ELECTRIC PLANTS
 DETAIL OF INVOICE AND TRANSPORTATION CHARGES

1. Reporting Month: August Year: 2001

2. Reporting Company: Tampa Electric Company

3. Name, Title & Telephone Number of Contact Person Concerning Data
 Submitted on this Form: Jeffrey Chronister, Director Financial Reporting
 (813) - 228 - 1609

4. Signature of Official Submitting Report: 
 Jeffrey Chronister, Director Financial Reporting

5. Date Completed: October 15, 2001

Line No. (a)	Plant Name (b)	Supplier Name (c)	Delivery Location (d)	Delivery Date (e)	Type Oil (f)	Volume (Bbls) (g)	Invoice Price (\$/Bbl) (h)	Invoice Amount \$ (i)	Discount \$ (j)	Net Amount \$ (k)	Net Price (\$/Bbl) (l)	Quality Adjust. (\$/Bbl) (m)	Effective Purchase Price (\$/Bbl) (n)	Transport to Terminal (\$/Bbl) (o)	Add'l Transport Charges (\$/Bbl) (p)	Other Charges (\$/Bbl) (q)	Delivered Price (\$/Bbl) (r)
51.	Phillips	Coastal	Phillips	08/09/01	F06	920.34	\$24.1900	22,263.03	\$0.0000	\$22,263.03	\$24.1900	\$0.0000	\$24.1900	\$0.0000	\$0.0000	\$0.0000	\$24.1900
52.	Phillips	Coastal	Phillips	08/10/01	F06	919.77	\$24.1900	22,249.24	\$0.0000	\$22,249.24	\$24.1900	\$0.0000	\$24.1900	\$0.0000	\$0.0000	\$0.0000	\$24.1900
53.	Phillips	Coastal	Phillips	08/13/01	F06	910.40	\$24.3100	22,131.82	\$0.0000	\$22,131.82	\$24.3100	\$0.0000	\$24.3100	\$0.0000	\$0.0000	\$0.0000	\$24.3100
54.	Phillips	Coastal	Phillips	08/14/01	F06	911.56	\$24.3100	22,180.03	\$0.0000	\$22,180.03	\$24.3100	\$0.0000	\$24.3100	\$0.0000	\$0.0000	\$0.0000	\$24.3100
55.	Phillips	Coastal	Phillips	08/15/01	F06	305.90	\$24.3100	7,436.42	\$0.0000	\$7,436.42	\$24.3100	\$0.0000	\$24.3100	\$0.0000	\$0.0000	\$0.0000	\$24.3100
56.	Phillips	Coastal	Phillips	08/16/01	F06	767.12	\$24.3100	18,648.68	\$0.0000	\$18,648.68	\$24.3100	\$0.0000	\$24.3100	\$0.0000	\$0.0000	\$0.0000	\$24.3100
57.	Phillips	Coastal	Phillips	08/17/01	F06	614.94	\$24.3100	14,949.21	\$0.0000	\$14,949.21	\$24.3100	\$0.0000	\$24.3100	\$0.0000	\$0.0000	\$0.0000	\$24.3100
58.	Phillips	Coastal	Phillips	08/20/01	F06	613.20	\$24.8000	15,207.35	\$0.0000	\$15,207.35	\$24.8000	\$0.0000	\$24.8000	\$0.0000	\$0.0000	\$0.0000	\$24.8000
59.	Phillips	Coastal	Phillips	08/21/01	F06	610.88	\$24.8000	15,149.83	\$0.0000	\$15,149.83	\$24.8000	\$0.0000	\$24.8000	\$0.0000	\$0.0000	\$0.0000	\$24.8000
60.	Phillips	Coastal	Phillips	08/22/01	F06	610.60	\$24.8000	15,142.69	\$0.0000	\$15,142.69	\$24.8000	\$0.0000	\$24.8000	\$0.0000	\$0.0000	\$0.0000	\$24.8000
61.	Phillips	Coastal	Phillips	08/23/01	F06	920.19	\$24.8000	22,820.70	\$0.0000	\$22,820.70	\$24.8000	\$0.0000	\$24.8000	\$0.0000	\$0.0000	\$0.0000	\$24.8000
62.	Phillips	Coastal	Phillips	08/24/01	F06	911.40	\$24.8000	22,602.71	\$0.0000	\$22,602.71	\$24.8000	\$0.0000	\$24.8000	\$0.0000	\$0.0000	\$0.0000	\$24.8000
63.	Phillips	Coastal	Phillips	08/27/01	F06	461.27	\$25.4600	11,743.93	\$0.0000	\$11,743.93	\$25.4600	\$0.0000	\$25.4600	\$0.0000	\$0.0000	\$0.0000	\$25.4600
64.	Phillips	Coastal	Phillips	08/28/01	F06	1,075.06	\$25.4600	27,371.03	\$0.0000	\$27,371.03	\$25.4600	\$0.0000	\$25.4600	\$0.0000	\$0.0000	\$0.0000	\$25.4600
65.	Phillips	Coastal	Phillips	08/29/01	F06	780.04	\$20.7743	16,204.81	\$0.0000	\$16,204.81	\$20.7743	\$0.0000	\$20.7743	\$0.0000	\$0.0000	\$0.0000	\$20.7743
66.	Phillips	Coastal	Phillips	08/30/01	F06	621.58	\$31.3402	19,480.42	\$0.0000	\$19,480.42	\$31.3402	\$0.0000	\$31.3402	\$0.0000	\$0.0000	\$0.0000	\$31.3402
67.	Phillips	Coastal	Phillips	08/31/01	F06	1,077.84	\$25.4600	27,441.81	\$0.0000	\$27,441.81	\$25.4600	\$0.0000	\$25.4600	\$0.0000	\$0.0000	\$0.0000	\$25.4600


* No analysis taken.
 FPSC FORM 423-1(a) (2/87)

MONTHLY REPORT OF COST AND QUALITY OF FUEL OIL FOR ELECTRIC PLANTS
 REPORT OF ADJUSTMENTS TO PREVIOUS OIL DELIVERIES

1. Reporting Month: August Year: 2001

2. Reporting Company: Tampa Electric Company

3. Name, Title & Telephone Number of Contact Person Concerning Data
 Submitted on this Form: Jeffrey Chronister, Director Financial Reporting
 (813) - 228 - 1609

4. Signature of Official Submitting Report: 
 Jeffrey Chronister, Director Financial Reporting

5. Date Completed: October 15, 2001

Line No. (a)	Month Reported (b)	Form Plant Name (c)	Supplier (d)	Original Line Number (e)	Old Volume (Bbls) (f)	Form No. (g)	Column Designator & Title (h)	Old Value (i)	New Value (j)	New Delivered Price (\$/Bbls) (l)	Reason for Revision (m)
1.	None										

**** SPECIFIED CONFIDENTIAL ****

FPSC Form 423-2

**MONTHLY REPORT OF COST AND QUALITY OF COAL FOR ELECTRIC PLANTS
ORIGIN, TONNAGE, DELIVERED PRICE AND AS RECEIVED QUALITY**

1. Reporting Month: August Year: 2001
2. Reporting Company: Tampa Electric Company
3. Plant Name: Electro-Coal Transfer Facility - Big Bend Station (1)

4. Name, Title & Telephone Number of Contact Person Concerning Data
Submitted on this Form: Jeffrey Chronister, Director Financial Reporting
(813) 228 - 1609

5. Signature of Official Submitting Form: 
Jeffrey Chronister, Director Financial Reporting

6. Date Completed: October 15, 2001

Line No. (a)	Supplier Name (b)	Mine Location (c)	Purchase Type (d)	Transport Mode (e)	Tons (f)	Effective Purchase Price (\$/Ton) (g)	Total Transport Charges (\$/Ton) (h)	Delivered Price Transfer Facility (\$/Ton) (i)	As Received Coal Quality			
									Sulfur Content % (j)	BTU Content (BTU/lb) (k)	Ash Content % (l)	Moisture Content % (m)
1.	Zeigler Coal	10,IL,145,157	LTC	RB	79,452.00	\$46.695	\$0.000	\$46.695	2.86	11,030	8.65	13.51
2.	Oxbow Carbon and Minerals	N/A	S	RB	13,655.09	\$14.880	\$0.000	\$14.880	4.03	13,752	0.41	10.69
3.	Black Beauty	11,IN,51	S	RB	60,305.90	\$23.130	\$8.080	\$31.210	3.22	11,430	8.79	12.15
4.	Peabody Development	10,KY,101,225	S	RB	42,043.20	\$22.680	\$9.550	\$32.230	2.66	11,138	8.86	13.42
5.	Peabody Development	10,IL,059,165	LTC	RB	21,297.90	\$25.460	\$7.530	\$32.990	3.05	12,393	10.28	6.82
6.	Coal Properties Trading	9,KY,233	S	RB	47,662.20	\$25.080	\$9.550	\$34.630	2.94	11,907	9.52	9.76
7.	Peabody Development	10,IL,165	LTC	RB	35,134.20	\$31.000	\$7.860	\$38.860	2.98	12,289	8.77	7.55
8.	Sugar Camp Synfuel	N/A	S	RB	3,137.00	\$26.140	\$7.530	\$33.670	2.83	12,421	9.16	7.73
9.	Sugar Camp Synfuel	N/A	S	RB	15,430.60	\$26.202	\$7.530	\$33.732	2.83	12,421	9.16	7.73

(1) As Electro-Coal Transfer Facility is a central storage site for coal prior to its delivery to the power plant, the coal from suppliers noted on this schedule is usually delivered to Big Bend Station but could ultimately be delivered to Gannon Station or Polk Station.

CONFIDENTIAL

**** SPECIFIED CONFIDENTIAL ****

FPSC Form 423-2(a)

**MONTHLY REPORT OF COST AND QUALITY OF COAL FOR ELECTRIC PLANTS
DETAILED PURCHASED COAL INVOICE INFORMATION**


1. Reporting Month: August Year: 2001

2. Reporting Company: Tampa Electric Company

3. Plant Name: Electro-Coal Transfer Facility - Big Bend Station (1)

4. Name, Title & Telephone Number of Contact Person Concerning Data
Submitted on this Form: Jeffrey Chronister, Director Financial Reporting
(813) - 228 - 1609

5. Signature of Official Submitting Form:


Jeffrey Chronister, Director Financial Reporting

6. Date Completed: October 15, 2001

Line No. (a)	Supplier Name (b)	Mine Location (c)	Purchase Type (d)	Tons (e)	F.O.B.(2) Mine Price (\$/Ton) (f)	Shorthaul & Loading Charges (\$/Ton) (g)	Original Invoice Price (\$/Ton) (h)	Retro- active Price Adjustments (\$/Ton) (i)	Base Price (\$/Ton) (j)	Quality Adjust- ments (\$/Ton) (k)	Effective Purchase Price (\$/Ton) (l)
1.	Zeigler Coal	10,IL,145,157	LTC	79,452.00	N/A	\$0.000	\$46.695	\$0.000	\$46.695	\$0.000	\$46.695
2.	Oxbow Carbon and Minerals	N/A	S	13,655.09	N/A	\$0.000	\$14.880	\$0.000	\$14.880	\$0.000	\$14.880
3.	Black Beauty	11,IN,51	S	60,305.90	N/A	\$0.000	\$23.130	\$0.000	\$23.130	\$0.000	\$23.130
4.	Peabody Development	10,KY,101,225	S	42,043.20	N/A	\$0.000	\$22.680	\$0.000	\$22.680	\$0.000	\$22.680
5.	Peabody Development	10,IL,059,165	LTC	21,297.90	N/A	\$0.000	\$25.460	\$0.000	\$25.460	\$0.000	\$25.460
6.	Coal Properties Trading	9,KY,233	S	47,662.20	N/A	\$0.000	\$25.080	\$0.000	\$25.080	\$0.000	\$25.080
7.	Peabody Development	10,IL,165	LTC	35,134.20	N/A	\$0.000	\$31.000	\$0.000	\$31.000	\$0.000	\$31.000
8.	Sugar Camp Synfuel	N/A	S	3,137.00	N/A	\$0.000	\$26.140	\$0.000	\$26.140	\$0.000	\$26.140
9.	Sugar Camp Synfuel	N/A	S	15,430.60	N/A	\$0.000	\$26.360	(\$0.158)	\$26.202	\$0.000	\$26.202

(1) As Electro-Coal Transfer Facility is a central storage site for coal prior to its delivery to the power plant, the coal from suppliers noted on this schedule is usually delivered to Big Bend Station but could ultimately be delivered to Gannon Station or Polk Station.

(2) Tampa Electric purchases coal F.O.B. shipping point or F.O.B. destination.

FPSC FORM 423-2(a) (2/87)

CONFIDENTIAL

**** SPECIFIED CONFIDENTIAL ****

FPSC Form 423-2(b)


**MONTHLY REPORT OF COST AND QUALITY OF COAL FOR ELECTRIC PLANTS
DETAIL OF TRANSPORTATION CHARGES**

1. Reporting Month: August Year: 2001

2. Reporting Company: Tampa Electric Company

3. Plant Name: Electro-Coal Transfer Facility - Big Bend Station (1)

4. Name, Title & Telephone Number of Contact Person Concerning Data
Submitted on this Form: Jeffrey Chronister, Director Financial Reporting
(813) 228 - 1609

5. Signature of Official Submitting Form: 
Jeffrey Chronister, Director Financial Reporting

6. Date Completed: October 15, 2001

Line No. (a)	Supplier Name (b)	Mine Location (c)	Shipping Point (d)	Transport Mode (e)	Tons (f)	(2) Effective Purchase Price (\$/Ton) (g)	Add'l Shorthaul & Loading Charges (\$/Ton) (h)	Rail Charges		Waterborne Charges					Total Transportation Charges (\$/Ton) (p)	Delivered Price Facility Transfer (\$/Ton) (q)	
								Rail Rate (\$/Ton) (i)	Other Rail Charges (\$/Ton) (j)	River Barge Rate (\$/Ton) (k)	Trans-loading Rate (\$/Ton) (l)	Ocean Barge Rate (\$/Ton) (m)	Other Water Charges (\$/Ton) (n)	Other Related Charges (\$/Ton) (o)			
1.	Zeigler Coal	10,IL,145,157	Randolph & Perry Cnty, IL	RB	79,452.00	\$46.695	\$0.000	\$0.000	\$0.000	\$0.000	\$0.000	\$0.000	\$0.000	\$0.000	\$0.000	\$0.000	\$46.695
2.	Oxbow Carbon and Minerals	N/A	N/A	RB	13,655.09	\$14.880	\$0.000	\$0.000	\$0.000	\$0.000	\$0.000	\$0.000	\$0.000	\$0.000	\$0.000	\$0.000	\$14.880
3.	Black Beauty	11,IN,51	Gibson Cnty, IN	RB	60,305.90	\$23.130	\$0.000	\$0.000	\$0.000	\$8.080	\$0.000	\$0.000	\$0.000	\$0.000	\$8.080	\$31.210	\$31.210
4.	Peabody Development	10,KY,101,225	Henderson & Union Cnty, KY	RB	42,043.20	\$22.680	\$0.000	\$0.000	\$0.000	\$9.550	\$0.000	\$0.000	\$0.000	\$0.000	\$9.550	\$32.230	\$32.230
5.	Peabody Development	10,IL,059,165	Gallatin & Saline Cnty, IL	RB	21,297.90	\$25.460	\$0.000	\$0.000	\$0.000	\$7.530	\$0.000	\$0.000	\$0.000	\$0.000	\$7.530	\$32.990	\$32.990
6.	Coal Properties Trading	9,KY,233	Webster Cnty, KY	RB	47,662.20	\$25.080	\$0.000	\$0.000	\$0.000	\$9.550	\$0.000	\$0.000	\$0.000	\$0.000	\$9.550	\$34.630	\$34.630
7.	Peabody Development	10,IL,165	Saline Cnty, IL	RB	35,134.20	\$31.000	\$0.000	\$0.000	\$0.000	\$7.860	\$0.000	\$0.000	\$0.000	\$0.000	\$7.860	\$38.860	\$38.860
8.	Sugar Camp Synfuel	N/A	N/A	RB	3,137.00	\$26.140	\$0.000	\$0.000	\$0.000	\$7.530	\$0.000	\$0.000	\$0.000	\$0.000	\$7.530	\$33.670	\$33.670
9.	Sugar Camp Synfuel	N/A	N/A	RB	15,430.60	\$26.202	\$0.000	\$0.000	\$0.000	\$7.530	\$0.000	\$0.000	\$0.000	\$0.000	\$7.530	\$33.732	\$33.732

(1) As Electro-Coal Transfer Facility is a central storage site for coal prior to its delivery to the power plant, the coal from suppliers noted on this schedule is usually delivered to Big Bend Station but could ultimately be delivered to Gannon Station or Polk Station.

(2) Tampa Electric purchases coal F.O.B. shipping point or F.O.B. destination.

FPSC FORM 423-2(b) (2/87)

CONFIDENTIAL

** SPECIFIED CONFIDENTIAL **

FPSC Form 423-2

MONTHLY REPORT OF COST AND QUALITY OF COAL FOR ELECTRIC PLANTS
ORIGIN, TONNAGE, DELIVERED PRICE AND AS RECEIVED QUALITY

1. Reporting Month: August Year: 2001

2. Reporting Company: Tampa Electric Company

3. Plant Name: Electro-Coal Transfer Facility - Gannon Station (1)

4. Name, Title & Telephone Number of Contact Person Concerning Data
Submitted on this Form: Jeffrey Chronister, Director Financial Reporting
(813) 228 - 1609

5. Signature of Official Submitting Form:


Jeffrey Chronister, Director Financial Reporting

6. Date Completed: October 15, 2001

Line No. (a)	Supplier Name (b)	Mine Location (c)	Purchase Type (d)	Transport Mode (e)	Tons (f)	Effective Purchase Price (\$/Ton) (g)	Total Transport Charges (\$/Ton) (h)	Delivered Price Transfer Facility (\$/Ton) (i)	As Received Coal Quality			
									Sulfur Content % (j)	BTU Content (BTU/lb) (k)	Ash Content % (l)	Moisture Content % (m)
1.	Sugar Camp	10,IL,059,165	LTC	RB	7,921.10	\$26.202	\$7.530	\$33.732	2.98	12,526	9.66	6.91
2.	Sugar Camp	10,IL,059,165	S	RB	18,601.20	\$25.844	\$7.860	\$33.704	3.29	12,212	9.21	7.88
3.	American Coal	10,IL,165	LTC	RB	72,818.00	\$28.270	\$5.730	\$34.000	1.24	12,072	6.28	11.74
4.	Triton	19,WY,005	S	RB	45,894.00	\$8.500	\$17.720	\$26.220	0.22	8,699	4.47	28.18

(1) As Electro-Coal Transfer Facility is a central storage site for coal prior to its delivery to the power plant, the coal from suppliers noted on this schedule is usually delivered to Gannon Station but could ultimately be delivered to Big Bend Station or Polk Station.

**** SPECIFIED CONFIDENTIAL ****

FPSC Form 423-2(a)

**MONTHLY REPORT OF COST AND QUALITY OF COAL FOR ELECTRIC PLANTS
DETAILED PURCHASED COAL INVOICE INFORMATION**

1. Reporting Month: August Year: 2001

2. Reporting Company: Tampa Electric Company

3. Plant Name: Electro-Coal Transfer Facility - Gannon Station (1)

4. Name, Title & Telephone Number of Contact Person Concerning Data
Submitted on this Form: Jeffrey Chronister, Director Financial Reporting
(813) 228 - 1609

5. Signature of Official Submitting Form:


Jeffrey Chronister, Director Financial Reporting

6. Date Completed: October 15, 2001

Line No. (a)	Supplier Name (b)	Mine Location (c)	Purchase Type (d)	Tons (e)	F.O.B.(2) Mine Price (\$/Ton) (f)	Shorthaul & Loading Charges (\$/Ton) (g)	Original Invoice Price (\$/Ton) (h)	Retro- active Price Adjustments (\$/Ton) (i)	Base Price (\$/Ton) (j)	Quality Adjust- ments (\$/Ton) (k)	Effective Purchase Price (\$/Ton) (l)
1.	Sugar Camp	10,IL,059,165	LTC	7,921.10	N/A	\$0.000	\$26.360	(\$0.158)	\$26.202	\$0.000	\$26.202
2.	Sugar Camp	10,IL,059,165	S	18,601.20	N/A	\$0.000	\$26.000	(\$0.156)	\$25.844	\$0.000	\$25.844
3.	American Coal	10,IL,165	LTC	72,818.00	N/A	\$0.000	\$28.270	\$0.000	\$28.270	\$0.000	\$28.270
4.	Triton	19,WY,005	S	45,894.00	N/A	\$0.000	\$8.500	\$0.000	\$8.500	\$0.000	\$8.500

(1) As Electro-Coal Transfer Facility is a central storage site for coal prior to its delivery to the power plant, the coal from suppliers noted on this schedule is usually delivered to Gannon Station but could ultimately be delivered to Big Bend Station or Poik Station.

(2) Tampa Electric purchases coal F.O.B. shipping point or F.O.B. destination.

CONFIDENTIAL

**** SPECIFIED CONFIDENTIAL ****

FPSC Form 423-2(b)

**MONTHLY REPORT OF COST AND QUALITY OF COAL FOR ELECTRIC PLANTS
DETAIL OF TRANSPORTATION CHARGES**

1. Reporting Month: August Year: 2001

2. Reporting Company: Tampa Electric Company

3. Plant Name: Electro-Coal Transfer Facility - Gannon Station (1)

4. Name, Title & Telephone Number of Contact Person Concerning Data
Submitted on this Form: Jeffrey Chronister, Director Financial Reporting
(813) 228 - 1609

5. Signature of Official Submitting Form:


Jeffrey Chronister, Director Financial Reporting

6. Date Completed: October 15, 2001

Line No. (a)	Supplier Name (b)	Mine Location (c)	Shipping Point (d)	Transport Mode (e)	Tons (f)	(2) Effective Purchase Price (\$/Ton) (g)	Add'l Shorthaul & Loading Charges (\$/Ton) (h)	Rail Charges		Waterborne Charges					Total Transportation Charges (\$/Ton) (p)	Delivered Price Transfer Facility (\$/Ton) (q)
								Rail Rate (\$/Ton) (i)	Other Rail Charges (\$/Ton) (j)	River Barge Rate (\$/Ton) (k)	Trans-loading Rate (\$/Ton) (l)	Ocean Barge Rate (\$/Ton) (m)	Other Water Charges (\$/Ton) (n)	Other Related Charges (\$/Ton) (o)		
1.	Sugar Camp	10,IL,059,165	Gallatin & Saline Cnty, IL	RB	7,921.10	\$26.202	\$0.000	\$0.000	\$0.000	\$7.530	\$0.000	\$0.000	\$0.000	\$0.000	\$7.530	\$33.732
2.	Sugar Camp	10,IL,059,165	Gallatin & Saline Cnty, IL	RB	18,601.20	\$25.844	\$0.000	\$0.000	\$0.000	\$7.860	\$0.000	\$0.000	\$0.000	\$0.000	\$7.860	\$33.704
3.	American Coal	10,IL,165	Saline Cnty, IL	RB	72,818.00	\$28.270	\$0.000	\$0.000	\$0.000	\$5.730	\$0.000	\$0.000	\$0.000	\$0.000	\$5.730	\$34.000
4.	Triton	19,WY,005	Campbell Cnty, WY	RB	45,894.00	\$8.500	\$0.000	\$11.990	\$0.000	\$5.730	\$0.000	\$0.000	\$0.000	\$0.000	\$17.720	\$28.220

(1) As Electro-Coal Transfer Facility is a central storage site for coal prior to its delivery to the power plant, the coal from suppliers noted on this schedule is usually delivered to Gannon Station but could ultimately be delivered to Big Bend Station or Polk Station.

(2) Tampa Electric purchases coal F.O.B. shipping point or F.O.B. destination.

**** SPECIFIED CONFIDENTIAL ****

FPSC Form 423-2

**MONTHLY REPORT OF COST AND QUALITY OF COAL FOR ELECTRIC PLANTS
ORIGIN, TONNAGE, DELIVERED PRICE AND AS RECEIVED QUALITY**

1. Reporting Month: August Year: 2001

2. Reporting Company: Tampa Electric Company

3. Plant Name: Electro-Coal Transfer Facility - Polk Station (1)

4. Name, Title & Telephone Number of Contact Person Concerning Data
Submitted on this Form: Jeffrey Chronister, Director Financial Reporting
(813) 228 - 1609

5. Signature of Official Submitting Form: 
Jeffrey Chronister, Director Financial Reporting

6. Date Completed: October 15, 2001

Line No. (a)	Supplier Name (b)	Mine Location (c)	Purchase Type (d)	Transport Mode (e)	Tons (f)	Effective Purchase Price (\$/Ton) (g)	Total Transport Charges (\$/Ton) (h)	Delivered Price Transfer Facility (\$/Ton) (i)	As Received Coal Quality				
									Sulfur Content % (j)	BTU Content (BTU/lb) (k)	Ash Content % (l)	Moisture Content % (m)	
1.	None												

(1) As Electro-Coal Transfer Facility is a central storage site for coal prior to its delivery to the power plant, the coal from suppliers noted on this schedule is usually delivered to Polk Station but could ultimately be delivered to Big Bend Station or Gannon Station.

**** SPECIFIED CONFIDENTIAL ****

FPSC Form 423-2(a)

**MONTHLY REPORT OF COST AND QUALITY OF COAL FOR ELECTRIC PLANTS
DETAILED PURCHASED COAL INVOICE INFORMATION**

1. Reporting Month: August Year: 2001

2. Reporting Company: Tampa Electric Company

3. Plant Name: Electro-Coal Transfer Facility - Polk Station (1)

4. Name, Title & Telephone Number of Contact Person Concerning Data
Submitted on this Form: Jeffrey Chronister, Director Financial Reporting
(813) - 228 - 1609

5. Signature of Official Submitting Form: 
Jeffrey Chronister, Director Financial Reporting

6. Date Completed: October 15, 2001

Line No. (a)	Supplier Name (b)	Mine Location (c)	Purchase Type (d)	Tons (e)	F.O.B.(2) Mine Price (\$/Ton) (f)	Shorthaul & Loading Charges (\$/Ton) (g)	Original Invoice Price (\$/Ton) (h)	Retro-active Price Adjustments (\$/Ton) (i)	Base Price (\$/Ton) (j)	Quality Adjustments (\$/Ton) (k)	Effective Purchase Price (\$/Ton) (l)
1.	None										

(1) As Electro-Coal Transfer Facility is a central storage site for coal prior to its delivery to the power plant, the coal from suppliers noted on this schedule is usually delivered to Polk Station but could ultimately be delivered to Big Bend Station or Gannon Station.

(2) Tampa Electric purchases coal F.O.B. shipping point or F.O.B. destination.


** SPECIFIED CONFIDENTIAL **

MONTHLY REPORT OF COST AND QUALITY OF COAL FOR ELECTRIC PLANTS
 DETAIL OF TRANSPORTATION CHARGES

1. Reporting Month: August Year: 2001
 2. Reporting Company: Tampa Electric Company
 3. Plant Name: Electro-Coal Transfer Facility - Polk Station (1)

4. Name, Title & Telephone Number of Contact Person Concerning Data
 Submitted on this Form: Jeffrey Chronister, Director Financial Reporting
 (813) 228 - 1609

5. Signature of Official Submitting Form



Jeffrey Chronister, Director Financial Reporting

6. Date Completed: October 15, 2001

Line No. (a)	Supplier Name (b)	Mine Location (c)	Shipping Point (d)	Transport Mode (e)	Tons (f)	(2) Effective Purchase Price (\$/Ton) (g)	Add'l Shorthaul & Loading Charges (\$/Ton) (h)	Rail Charges		Waterborne Charges				Total Transportation Charges (\$/Ton) (p)	Delivered Price Transfer Facility (\$/Ton) (q)
								Rail Rate (\$/Ton) (i)	Other Rail Charges (\$/Ton) (j)	River Barge Rate (\$/Ton) (k)	Trans-loading Rate (\$/Ton) (l)	Ocean Barge Rate (\$/Ton) (m)	Other Water Charges (\$/Ton) (n)		
1.	None														

(1) As Electro-Coal Transfer Facility is a central storage site for coal prior to its delivery to the power plant, the coal from suppliers noted on this schedule is usually delivered to Polk Station but could ultimately be delivered to Big Bend Station or Gannon Station.

(2) Tampa Electric purchases coal F.O.B. shipping point or F.O.B. destination.


** SPECIFIED CONFIDENTIAL **

FPSC Form 423-2

MONTHLY REPORT OF COST AND QUALITY OF COAL FOR ELECTRIC PLANTS
ORIGIN, TONNAGE, DELIVERED PRICE AND AS RECEIVED QUALITY

1. Reporting Month: August Year: 2001
2. Reporting Company: Tampa Electric Company
3. Plant Name: Big Bend Station

4. Name, Title & Telephone Number of Contact Person Concerning Data
Submitted on this Form: Jeffrey Chronister, Director Financial Reporting
(813) 228 - 1609

5. Signature of Official Submitting Form: 
Jeffrey Chronister, Director Financial Reporting
6. Date Completed: October 15, 2001

Line No. (a)	Supplier Name (b)	Mine Location (c)	Purchase Type (d)	Transport Mode (e)	Tons (f)	Effective Purchase Price (\$/Ton) (g)	Total Transport Charges (\$/Ton) (h)	FOB Plant Price (\$/Ton) (i)	As Received Coal Quality			
									Sulfur Content % (j)	BTU Content (BTU/lb) (k)	Ash Content % (l)	Moisture Content % (m)
1.	Transfer Facility	N/A	N/A	OB	432,472.00	\$36.260	\$10.996	\$47.256	2.87	11,545	8.89	11.59

FPSC FORM 423-2 (2/87)

CONFIDENTIAL

**** SPECIFIED CONFIDENTIAL ****

FPSC Form 423-2(a)

**MONTHLY REPORT OF COST AND QUALITY OF COAL FOR ELECTRIC PLANTS
DETAILED PURCHASED COAL INVOICE INFORMATION**

- 1. Reporting Month: August Year: 2001
- 2. Reporting Company: Tampa Electric Company
- 3. Plant Name: Big Bend Station

4. Name, Title & Telephone Number of Contact Person Concerning Data
Submitted on this Form: Jeffrey Chronister, Director Financial Reporting
(813) 228 - 1609

5. Signature of Official Submitting Form: 
Jeffrey Chronister, Director Financial Reporting

6. Date Completed: October 15, 2001

Line No. (a)	Supplier Name (b)	Mine Location (c)	Purchase Type (d)	Tons (e)	F.O.B. Mine Price (\$/Ton) (f)	Shorthaul & Loading Charges (\$/Ton) (g)	Original Invoice Price (\$/Ton) (h)	Retro-active Price Adjustments (\$/Ton) (i)	Base Price (\$/Ton) (j)	Quality Adjustments (\$/Ton) (k)	Effective Purchase Price (\$/Ton) (l)
1.	Transfer Facility	N/A	N/A	432,472.00	N/A	\$0.000	\$36.260	\$0.000	\$36.260	\$0.000	\$36.260

FPSC FORM 423-2(a) (2/87)

CONFIDENTIAL

**** SPECIFIED CONFIDENTIAL ****


FPSC Form 423-2(b)

**MONTHLY REPORT OF COST AND QUALITY OF COAL FOR ELECTRIC PLANTS
DETAIL OF TRANSPORTATION CHARGES**

- 1. Reporting Month: August Year: 2001
- 2. Reporting Company: Tampa Electric Company
- 3. Plant Name: Big Bend Station

4. Name, Title & Telephone Number of Contact Person Concerning Data
Submitted on this Form: Jeffrey Chronister, Director Financial Reporting
(813) 228 - 1609

5. Signature of Official Submitting Form:



Jeffrey Chronister, Director Financial Reporting

6. Date Completed: October 15, 2001

Line No. (a)	Supplier Name (b)	Mine Location (c)	Shipping Point (d)	Transport Mode (e)	Tons (f)	Effective Purchase Price (\$/Ton) (g)	Add'l Shorthaul & Loading Charges (\$/Ton) (h)	Rail Charges		Waterborne Charges				Total Transportation Charges (\$/Ton) (p)	FOB Plant Price (\$/Ton) (q)	
								Rail Rate (\$/Ton) (i)	Other Rail Charges (\$/Ton) (j)	River Barge Rate (\$/Ton) (k)	Trans-loading Rate (\$/Ton) (l)	Ocean Barge Rate (\$/Ton) (m)	Other Water Charges (\$/Ton) (n)			Other Related Charges (\$/Ton) (o)
1.	Transfer Facility	N/A	Davant, La	OB	432,472.00	\$36.260	\$0.000	\$0.000	\$0.000	\$0.000	\$0.000	\$0.000	\$0.000	\$0.000	\$10.996	\$47.256

FPSC FORM 423-2(b) (2/87)

CONFIDENTIAL

**** SPECIFIED CONFIDENTIAL ****

FPSC Form 423-2

**MONTHLY REPORT OF COST AND QUALITY OF COAL FOR ELECTRIC PLANTS
ORIGIN, TONNAGE, DELIVERED PRICE AND AS RECEIVED QUALITY**

- 1. Reporting Month: August Year: 2001
- 2. Reporting Company: Tampa Electric Company
- 3. Plant Name: Gannon Station

4. Name, Title & Telephone Number of Contact Person Concerning Data
Submitted on this Form: Jeffrey Chronister, Director Financial Reporting
(813) 228 - 1609

5. Signature of Official Submitting Form:


Jeffrey Chronister, Director Financial Reporting

6. Date Completed: October 15, 2001

Line No. (a)	Supplier Name (b)	Mine Location (c)	Purchase Type (d)	Transport Mode (e)	Tons (f)	Effective Purchase Price (\$/Ton) (g)	Total Transport Charges (\$/Ton) (h)	FOB Plant Price (\$/Ton) (i)	As Received Coal Quality			
									Sulfur Content % (j)	BTU Content (BTU/lb) (k)	Ash Content % (l)	Moisture Content % (m)
1.	Transfer Facility	N/A	N/A	OB	174,175.00	\$30.724	\$10.989	\$41.713	1.00	11,090	6.74	15.45
2.	Consoi of Kentucky	8,KY,133	S	UR	18,257.00	\$22.000	\$16.350	\$38.350	1.27	12,519	9.83	6.31
3.	Teco Coal	8,KY,195,133	S	UR	27,217.00	\$37.600	\$16.350	\$53.950	1.02	12,196	8.56	9.73

FPSC FORM 423-2 (2/87)

CONFIDENTIAL

**** SPECIFIED CONFIDENTIAL ****

FPSC Form 423-2(a)

**MONTHLY REPORT OF COST AND QUALITY OF COAL FOR ELECTRIC PLANTS
DETAILED PURCHASED COAL INVOICE INFORMATION**

- 1. Reporting Month: August Year: 2001
- 2. Reporting Company: Tampa Electric Company
- 3. Plant Name: Gannon Station

4. Name, Title & Telephone Number of Contact Person Concerning Data
Submitted on this Form: Jeffrey Chronister, Director Financial Reporting
(813) 228 - 1609

5. Signature of Official Submitting Form: 
Jeffrey Chronister, Director Financial Reporting

6. Date Completed: October 15, 2001

Line No. (a)	Supplier Name (b)	Mine Location (c)	Purchase Type (d)	Tons (e)	F.O.B. Mine Price (\$/Ton) (f)	Shorthaul & Loading Charges (\$/Ton) (g)	Original Invoice Price (\$/Ton) (h)	Retro-active Price Adjustments (\$/Ton) (i)	Base Price (\$/Ton) (j)	Quality Adjustments (\$/Ton) (k)	Effective Purchase Price (\$/Ton) (l)
1.	Transfer Facility	N/A	N/A	174,175.00	N/A	\$0.000	\$30.724	\$0.000	\$30.724	\$0.000	\$30.724
2.	Consol of Kentucky	8,KY,133	S	18,257.00	N/A	\$0.000	\$22.000	\$0.000	\$22.000	\$0.000	\$22.000
3.	Teco Coal	8,KY,195,133	S	27,217.00	N/A	\$0.000	\$37.600	\$0.000	\$37.600	\$0.000	\$37.600

FPSC FORM 423-2(a) (2/87)

CONFIDENTIAL

**** SPECIFIED CONFIDENTIAL ****


FPSC Form 423-2(b)

MONTHLY REPORT OF COST AND QUALITY OF COAL FOR ELECTRIC PLANTS
DETAIL OF TRANSPORTATION CHARGES

- 1. Reporting Month: August Year: 2001
- 2. Reporting Company: Tampa Electric Company
- 3. Plant Name: Gannon Station

4. Name, Title & Telephone Number of Contact Person Concerning Data
Submitted on this Form: Jeffrey Chronister, Director Financial Reporting
(813) 228 - 1609

5. Signature of Official Submitting Form:



Jeffrey Chronister, Director Financial Reporting

6. Date Completed: October 15, 2001

Line No. (a)	Supplier Name (b)	Mine Location (c)	Shipping Point (d)	Transport Mode (e)	Tons (f)	Effective Purchase Price (\$/Ton) (g)	Add'l Shorthaul & Loading Charges (\$/Ton) (h)	Rail Charges		Waterborne Charges					Total Transportation Charges (\$/Ton) (p)	FOB Plant Price (\$/Ton) (q)	
								Rail Rate (\$/Ton) (i)	Other Rail Charges (\$/Ton) (j)	River Barge Rate (\$/Ton) (k)	Trans-loading Rate (\$/Ton) (l)	Ocean Barge Rate (\$/Ton) (m)	Other Water Charges (\$/Ton) (n)	Other Related Charges (\$/Ton) (o)			
1.	Transfer Facility	N/A	Davant, La.	OB	174,175.00	\$30.724	\$0.000	\$0.000	\$0.000	\$0.000	\$0.000	\$0.000	\$0.000	\$0.000	\$0.000	\$10.989	\$41.713
2.	Consol of Kentucky	8,KY,133	Letcher County, KY	UR	18,257.00	\$22.000	\$0.000	\$16.350	\$0.000	\$0.000	\$0.000	\$0.000	\$0.000	\$0.000	\$0.000	\$16.350	\$38.350
3.	Teco Coal	8,KY,195,133	Pike & Letcher Counties, KY	UR	27,217.00	\$37.600	\$0.000	\$16.350	\$0.000	\$0.000	\$0.000	\$0.000	\$0.000	\$0.000	\$0.000	\$16.350	\$53.950

FPSC FORM 423-2(b) (2/87)

CONFIDENTIAL

**** SPECIFIED CONFIDENTIAL ****

FPSC Form 423-2


**MONTHLY REPORT OF COST AND QUALITY OF COAL FOR ELECTRIC PLANTS
ORIGIN, TONNAGE, DELIVERED PRICE AND AS RECEIVED QUALITY**

1. Reporting Month: August Year: 2001

2. Reporting Company: Tampa Electric Company

3. Plant Name: Polk Station

4. Name, Title & Telephone Number of Contact Person Concerning Data
Submitted on this Form: Jeffrey Chronister, Director Financial Reporting
(813) 228 - 1609

5. Signature of Official Submitting Form: 
Jeffrey Chronister, Director Financial Reporting

6. Date Completed: October 15, 2001

Line No. (a)	Supplier Name (b)	Mine Location (c)	Purchase Type (d)	Transport Mode (e)	Tons (f)	Effective Purchase Price (\$/Ton) (g)	Total Transport Charges (\$/Ton) (h)	FOB Plant Price (\$/Ton) (i)	As Received Coal Quality			
									Sulfur Content % (j)	BTU Content (BTU/lb) (k)	Ash Content % (l)	Moisture Content % (m)
1.	Transfer facility	N/A	N/A	OB	66,553.00	\$32.000	\$14.191	\$46.191	2.74	11,007	8.73	14.01

CONFIDENTIAL


**** SPECIFIED CONFIDENTIAL ****

FPSC Form 423-2(a)

**MONTHLY REPORT OF COST AND QUALITY OF COAL FOR ELECTRIC PLANTS
DETAILED PURCHASED COAL INVOICE INFORMATION**

- 1. Reporting Month: August Year: 2001
- 2. Reporting Company: Tampa Electric Company
- 3. Plant Name: Polk Station

4. Name, Title & Telephone Number of Contact Person Concerning Data
Submitted on this Form: Jeffrey Chronister, Director Financial Reporting
(813) 228 - 1609

5. Signature of Official Submitting Form: 
Jeffrey Chronister, Director Financial Reporting

6. Date Completed: October 15, 2001

Line No. (a)	Supplier Name (b)	Mine Location (c)	Purchase Type (d)	Tons (e)	F.O.B. Mine Price (\$/Ton) (f)	Shorthaul & Loading Charges (\$/Ton) (g)	Original Invoice Price (\$/Ton) (h)	Price Adjustments (\$/Ton) (i)	Retro-active Base Price (\$/Ton) (j)	Quality Adjust-ments (\$/Ton) (k)	Effective Purchase Price (\$/Ton) (l)
1.	Transfer facility	N/A	N/A	66,553.00	N/A	\$0.000	\$32.000	\$0.000	\$32.000	\$0.000	\$32.000

CONFIDENTIAL

**** SPECIFIED CONFIDENTIAL ****

MONTHLY REPORT OF COST AND QUALITY OF COAL FOR ELECTRIC PLANTS
 DETAIL OF TRANSPORTATION CHARGES

1. Reporting Month: August Year: 2001
 2. Reporting Company: Tampa Electric Company
 3. Plant Name: Polk Station

4. Name, Title & Telephone Number of Contact Person Concerning Data
 Submitted on this Form: Jeffrey Chronister, Director Financial Reporting
 (813) 228 - 1609

5. Signature of Official Submitting Form:

Jeffrey Chronister
 Jeffrey Chronister, Director Financial Reporting

6. Date Completed: October 15, 2001

Line No. (a)	Supplier Name (b)	Mine Location (c)	Shipping Point (d)	Transport Mode (e)	Tons (f)	Effective Purchase Price (\$/Ton) (g)	Add'l Shorthaul & Loading Charges (\$/Ton) (h)	Rail Charges		Waterborne Charges					Total Transportation Charges (\$/Ton) (p)	FOB Plant Price (\$/Ton) (q)
								Rail Rate (\$/Ton) (i)	Other Rail Charges (\$/Ton) (j)	River Barge Rate (\$/Ton) (k)	Trans-loading Rate (\$/Ton) (l)	Ocean Barge Rate (\$/Ton) (m)	Other Water Charges (\$/Ton) (n)	Other Related Charges (\$/Ton) (o)		
1.	Transfer facility	N/A	Davant, La.	OB	66,553.00	\$32,000	\$0.000	\$0.000	\$0.000	\$0.000	\$0.000	\$0.000	\$0.000	\$0.000	\$14.191	\$46.191

CONFIDENTIAL

MONTHLY REPORT OF COST AND QUALITY OF COAL FOR ELECTRIC PLANTS
REPORT OF ADJUSTMENTS TO PREVIOUS COAL DELIVERED

1. Reporting Month: August Year: 2001

2. Reporting Company: Tampa Electric Company

3. Name, Title & Telephone Number of Contact Person Concerning Data
Submitted on this Form: Jeffrey Chronister, Director Financial Reporting
(813) 228 - 1609

4. Signature of Official Submitting Report:  Jeffrey Chronister, Director Financial Reporting

5. Date Completed: October 15, 2001

Line No. (a)	Month Reported (b)	Form Plant Name (c)	Intended Generating Plant (d)	Supplier (e)	Original Line Number (f)	Old Volume Tons (g)	Form No. (h)	Column Designator & Title (i)	Old Value (j)	New Value (k)	Delivered Price Transfer Facility (\$/Ton) (l)	Reason for Revision (m)
1.	July 2001	Transfer Facility	Gannon	Triton	4.	92,006.00	423-2(c)	Col. (l), Delivered Price Transfer Facility	\$8.550	\$26.330	\$26.330 ✓	Delivered Price Adjustment
2.	July 2001	Transfer Facility	Big Bend	Peabody Development	5.	32,052.50	423-2(c)	Col. (l), Delivered Price Transfer Facility	\$24.980	\$32.580	\$32.580 ✓	Delivered Price Adjustment
3.	July 2001	Transfer Facility	Gannon	Sugar Camp	6.	47,119.30	423-2(c)	Col. (l), Delivered Price Transfer Facility	\$27.275	\$34.875	\$34.875 ✓	Delivered Price Adjustment
4.	July 2001	Transfer Facility	Gannon	Triton	7.	46,050.00	423-2(c)	Col. (l), Delivered Price Transfer Facility	\$8.535	\$26.315	\$26.315 ✓	Delivered Price Adjustment
5.	July 2001	Transfer Facility	Gannon	American Coal	12.	46,714.00	423-2(c)	Col. (l), Delivered Price Transfer Facility	\$28.270	\$34.060	\$34.060 ✓	Delivered Price Adjustment
6.	July 2001	Transfer Facility	Big Bend	Peabody Development	14.	24,118.20	423-2(c)	Col. (l), Delivered Price Transfer Facility	\$24.174	\$31.774	\$31.774 ✓	Delivered Price Adjustment
7.	July 2001	Transfer Facility	Big Bend	Black Beauty	3.	63,659.10	423-2(a)	Col. (i), Retro Price Adj.	\$0.000	(\$1.174)	\$30.036 ✓	Retroactive Price Adj.
8.	July 2001	Gannon	Gannon	Coal Energy Resources	4.	9,596.00	423-2(a)	Col. (k), Quality Adjustments	\$0.000	\$0.540	\$54.890 ✓	Quality Adjustment
9.	July 2001	Gannon Facility	Gannon	Coal Energy Resources	4.	9,596.00	423-2(b)	Col. (i), Rail Rate	\$16.350	\$17.850	\$56.390 ✓	Transportation Cost Adj.
10.	July 2001	Transfer Facility	Big Bend	Peabody Development	5.	21,023.50	423-2(a)	Col. (k), Quality Adjustments	\$0.000	(\$1.110)	\$31.880 ✓	Quality Adjustment
11.	July 2001	Transfer Facility	Big Bend	Oxbow Carbon Materials	2.	13,292.49	423-2(a)	Col. (h), Original Invoice Price	\$18.680	\$14.880	\$14.880 ✓	Price Adjustment
12.	April 2001	Transfer Facility	Big Bend	Peabody Development	7.	8,919.30	423-2(a)	Col. (k), Quality Adjustments	\$0.000	\$2.830	\$41.630 ✓	Quality Adjustment
13.	April 2001	Transfer Facility	Big Bend	Peabody Development	8.	1,674.70	423-2(a)	Col. (k), Quality Adjustments	\$0.000	\$2.830	\$41.280 ✓	Quality Adjustment
14.	April 2001	Transfer Facility	Big Bend	Zeigler	1.	85,330.80	423-2(a)	Col. (k), Quality Adjustments	\$0.000	\$0.051	\$46.959 ✓	Quality Adjustment

MONTHLY REPORT OF COST AND QUALITY OF COAL FOR ELECTRIC PLANTS
REPORT OF ADJUSTMENTS TO PREVIOUS COAL DELIVERED

1. Reporting Month: August Year: 2001

2. Reporting Company: Tampa Electric Company

3. Name, Title & Telephone Number of Contact Person Concerning Data
Submitted on this Form: Jeffrey Chronister, Director Financial Reporting
(813) 228 - 1609

4. Signature of Official Submitting Report: 
Jeffrey Chronister, Director Financial Reporting

5. Date Completed: October 15, 2001

Line No. (a)	Month Reported (b)	Form Plant Name (c)	Intended Generating Plant (d)	Supplier (e)	Original Line Number (f)	Old Volume Tons (g)	Form No. (h)	Column Designator & Title (i)	Old Value (j)	New Value (k)	Delivered Price Transfer Facility (\$/Ton) (l)	Reason for Revision (m)
15.	May 2001	Transfer Facility	Big Bend	Peabody Development	7.	21,727.40	423-2(a)	Col. (k), Quality Adjustments	\$0.000	\$2.830	\$41.630 ✓	Quality Adjustment
16.	May 2001	Transfer Facility	Big Bend	Peabody Development	8.	9,145.00	423-2(a)	Col. (k), Quality Adjustments	\$0.000	\$2.830	\$41.280 ✓	Quality Adjustment
17.	May 2001	Transfer Facility	Big Bend	Zeigler	1.	99,215.00	423-2(a)	Col. (k), Quality Adjustments	\$0.000	\$0.147	\$47.055 ✓	Quality Adjustment
18.	June 2001	Transfer Facility	Big Bend	Black Beauty	3.	55,910.70	423-2(a)	Col. (i), Retro Price Adj.	\$0.000	(\$1.441)	\$29.839 ✓	Retroactive Price Adj.
19.	June 2001	Transfer Facility	Big Bend	Peabody Development	7.	11,269.10	423-2(a)	Col. (k), Quality Adjustments	\$0.000	\$2.830	\$41.630 ✓	Quality Adjustment
20.	June 2001	Transfer Facility	Big Bend	Zeigler	1.	115,332.00	423-2(a)	Col. (k), Quality Adjustments	\$0.000	\$0.053	\$46.961 ✓	Quality Adjustment