



**Florida Power**  
A Progress Energy Company

JAMES A. MCGEE

January 24, 2002

Ms. Blanco S. Bayo, Director  
Division of Records and Reporting  
Florida Public Service Commission  
2540 Shumard Oak Blvd.  
Tallahassee, Florida 32399-0850

Re: Docket No. 020001-EI

Dear Ms. Bayo:

Enclosed for filing are ten (10) copies of Florida Power Corporation's FPSC 423 Forms for the month of November 2001. Forms 423-1A, 423-2, 423-2A, 423-2B, and 423-2C contained in this filing have been edited to delete certain confidential information. Florida Power's Request for Specified Confidential Treatment, which includes an unedited copy of the 423 Forms, has been submitted for filing this date under separate cover.

Please acknowledge your receipt and filing of the above on the enclosed copy of this letter and return same to me.

Very truly yours,

James A. McGee

JAM:scc  
Enclosures  
cc: Parties of record

DOCUMENT NUMBER DATE  
00937 JAN 25 02  
FPSC-REG. DIV. CLERK

CERTIFICATE OF SERVICE

Docket No. 020001-EI

I HEREBY CERTIFY that a true copy of Florida Power Corporation's 423 Forms for the month of November 2001 have been furnished to the following individuals by regular U.S. Mail this 24th day of January 2001.

Matthew M. Childs, Esquire  
Steel, Hector & Davis  
215 South Monroe, Suite 601  
Tallahassee, FL 32301-1804

Stephen C. Burgess, Esquire  
Office of the Public Counsel  
111 West Madison Street  
Room 812  
Tallahassee, FL 32399-1400

Jeffrey A. Stone, Esquire  
Russell A. Badders, Esquire  
Beggs and Lane  
P. O. Box 12950  
Pensacola, FL 32576-2950


Joseph A. McGlothlin, Esquire  
Vicki Gordon Kaufman, Esquire  
McWhirter, Reeves, McGlothlin,  
Davidson, Decker, Kaufman,  
Arnold & Steen, P.A.  
117 S. Gadsden Street  
Tallahassee, FL 32301

Lee L. Willis, Esquire  
James D. Beasley, Esquire  
Ausley & McMullen  
P. O. Box 391  
Tallahassee, FL 32302

John McWhirter, Jr.  
McWhirter, Reeves, McGlothlin,  
Davidson, Decker, Kaufman,  
Arnold & Steen, P.A.  
P. O. Box 3350  
Tampa, FL 33601

Wm. Cochran Keating, IV  
Staff Counsel  
Florida Public Service Commission  
2540 Shumard Oak Boulevard  
Tallahassee, FL 32399-0850

Norman Horton, Jr., Esquire  
Messer, Caparello & Self  
P. O. Box 1876  
Tallahassee, FL 32302



FPSC FORM 423-1

MONTHLY REPORT OF COST AND QUALITY OF FUEL OIL FOR ELECTRIC PLANTS  
ORIGIN, VOLUME, DELIVERED PRICE AND AS RECEIVED QUALITY

1. REPORTING MONTH Nov-01

2. REPORTING COMPANY. FLORIDA POWER CORPORATION

3. NAME, TITLE & TELEPHONE NUMBER OF CONTACT PERSON CONCERNING DATA  
SUBMITTED ON THIS FORM. JIMMY L. WILSON, PROJECT ANALYST (919) 546-2132

4. SIGNATURE OF OFFICIAL SUBMITTING REPORT: *Pam Murphy*  
PAM MURPHY - DIRECTOR, GAS & OIL TRADING

5. DATE COMPLETED. 01/11/02

LINE NO (a)	PLANT NAME (b)	SUPPLIER NAME (c)	SHIPPING POINT (d)	PURCHASE TYPE (e)	DELIVERY LOCATION (f)	DELIVERY DATE (g)	TYPE OIL (h)	SULFUR CONTENT (%) (i)	BTU CONTENT (Btu/gal) (j)	VOLUME (Bbls) (k)	DELIVERED PRICE (\$/Bbl) (l)
1	ANCLOTE	BP OIL COMPANY	TAMPA, FL	MTC	FOB PLANT	11/01	F02	0.50	139,754	543	\$28.3085
2	AVON PARK PEAKERS	NO DELIVERIES									
3	BARTOW PEAKERS	NO DELIVERIES									
4	BARTOW	NO DELIVERIES									
5	BARTOW SOUTH FUEL TERMINAL	RIO ENERGY INTERNATIONAL INC	HOUSTON, TX	MTC	FOB TERMINAL	11/01	F06	0.98	155,086	120,332	\$17.1302
6	BARTOW SOUTH FUEL TERMINAL	RIO ENERGY INTERNATIONAL INC	HOUSTON, TX	MTC	FOB TERMINAL	11/01	F06	1.50	155,050	192,090	\$17.1301
7	BARTOW SOUTH FUEL TERMINAL	RIO ENERGY INTERNATIONAL INC	HOUSTON, TX	MTC	FOB TERMINAL	11/01	F06	1.78	153,783	120,724	\$17.1258
8	BARTOW NORTH FUEL TERMINAL	RIO ENERGY INTERNATIONAL INC	HOUSTON, TX	MTC	FOB TERMINAL	11/01	F06	2.24	155,604	119,953	\$15.4400
9	BARTOW FUEL TERMINAL - UT 2	RIO ENERGY INTERNATIONAL INC	HOUSTON, TX	MTC	FOB TERMINAL	11/01	F06	2.24	155,604	118,660	\$15.9300
10	BARTOW FUEL TERMINAL - UT 4	RIO ENERGY INTERNATIONAL INC	HOUSTON, TX	MTC	FOB TERMINAL	11/01	F06	2.24	155,604	118,391	\$15.9364
11	BAYBORO PEAKERS	CENTRAL OIL	TAMPA, FL	MTC	FOB PLANT	11/01	F02	0.45	139,100	10,001	\$28.3808
12	CRYSTAL RIVER NORTH	BP OIL COMPANY	TAMPA, FL	MTC	FOB PLANT	11/01	F02	0.50	139,754	8,553	\$26.8533
13	CRYSTAL RIVER SOUTH	BP OIL COMPANY	TAMPA, FL	MTC	FOB PLANT	11/01	F02	0.50	139,754	2,325	\$27.6211
14	CRYSTAL RIVER NUCLEAR PLANT	BP OIL COMPANY	TAMPA, FL	MTC	FOB PLANT	11/01	F02	0.50	139,754	277	\$32.5178
15	DEBARY PEAKERS	NO DELIVERIES									
16	HIGGINS PEAKERS	NO DELIVERIES									
17	HINES ENERGY COMPLEX	NO DELIVERIES									
18	INTERCESSION CITY PEAKERS	BP OIL COMPANY	TAMPA, FL	MTC	FOB PLANT	11/01	F02	0.19	137,618	44,481	\$25.2156








**MONTHLY REPORT OF COST AND QUALITY OF COAL FOR ELECTRIC PLANTS  
ORIGIN, TONNAGE, DELIVERED PRICE AND AS RECEIVED QUALITY**

1. Report for: Mo. November 2001  
 2. Reporting Company: Florida Power Corporation  
 3. Plant Name: Transfer Facility - IMT

4. Name, Title and Telephone Number of Contact  
 Person Concerning Data Submitted on this Form  
 Delmar J. Clark Jr., Business Analyst  
 (727) 824-6616

5. Signature of Official Submitting Report

  
 Delmar J. Clark Jr., Business Analyst

6. Date Completed: January 15, 2002


Line No.	Supplier Name	Mine Location	Purchase Type	Transportation Mode	Tons	Effective Purchase Price (\$/Ton)	Total Transportation Cost (\$/Ton)	F.O.B. Plant Price (\$/Ton)	As Received Coal Quality			
									Percent Sulfur (%)	Btu Content (Btu/lb)	Percent Ash (%)	Percent Moisture (%)
(a)	(b)	(c)	(d)	(e)	(f)	(g)	(h)	(i)	(j)	(k)	(l)	(m)
1	Pen Coal Company	08 , Ky , 159	LTC	B	8,407			\$49.93	0.63	12,572	6.87	7.37
2	Pen Coal Company	08 , Wv , 99	LTC	B	13,943			\$49.93	0.66	12,342	10.42	6.19
3	Black Hawk Synfuel, LLC	08 , Wv , 39	S	B	115,732			\$66.16	0.70	12,333	11.54	6.49
4	New River Synfuel, LLC	08 , Wv , 39	S	B	29,360			\$42.11	0.70	12,395	11.27	6.38

**MONTHLY REPORT OF COST AND QUALITY OF COAL FOR ELECTRIC PLANTS  
ORIGIN, TONNAGE, DELIVERED PRICE AND AS RECEIVED QUALITY**

- 1. Report for: Mo. November 2001
- 2. Reporting Company: Florida Power Corporation
- 3. Plant Name: Crystal River 1 & 2

4. Name, Title and Telephone Number of Contact Person Concerning Data Submitted on this Form  
 Delmar J. Clark Jr., Business Analyst  
 (727) 824-6616

5. Signature of Official Submitting Report

  
 Delmar J. Clark Jr., Business Analyst

6. Date Completed: January 15, 2002

Line No.	Supplier Name	Mine Location	Purchase Type	Transportation Mode	Tons	Effective Purchase Price (\$/Ton)	Total Transportation Cost (\$/Ton)	F.O.B. Plant Price (\$/Ton)	As Received Coal Quality			
									Percent Sulfur (%)	Btu Content (Btu/lb)	Percent Ash (%)	Percent Moisture (%)
(a)	(b)	(c)	(d)	(e)	(f)	(g)	(h)	(i)	(j)	(k)	(l)	(m)
1	AEI Coal Sales Co., Inc.	08 , Ky , 193	LTC	UR	10,051			\$42.95	0.77	12,136	11.91	6.31
2	Consolidated Coal Sales	08 , Ky , 133	MTC	UR	82,377			\$41.96	1.22	12,783	8.32	6.36
3	Dynegy Marketing & Trade	08 , Ky , 195	S	UR	10,425			\$62.21	0.92	12,513	11.15	5.17
4	Dynegy Marketing & Trade	08 , Wv , 101	S	UR	9,481			\$64.58	1.02	12,395	13.91	3.10
5	Dynegy Marketing & Trade	08 , Wv , 101	S	UR	20,633			\$63.13	1.01	12,342	13.75	4.25
6	Dynegy Marketing & Trade	08 , Ky , 193	S	UR	10,986			\$61.25	1.07	11,759	12.77	6.97
7	Dynegy Marketing & Trade	08 , Ky , 193	S	UR	10,296			\$61.25	1.05	11,862	12.47	6.65
8	Massey Coal Sales Company, Inc.	08 , Ky , 195	MTC	UR	61,076			\$42.16	1.15	12,665	9.12	6.05
9	Massey Coal Sales Company, Inc.	08 , Wv , 45	S	UR	108			\$54.60	0.67	12,490	11.23	5.30
10	Transfer Facility	N/A	N/A	OB	N/A			N/A	N/A	N/A	N/A	N/A



**MONTHLY REPORT OF COST AND QUALITY OF COAL FOR ELECTRIC PLANTS  
ORIGIN, TONNAGE, DELIVERED PRICE AND AS RECEIVED QUALITY**


1. Report for: Mo. November 2001

2. Reporting Company: Florida Power Corporation

3. Plant Name: Crystal River 4 & 5

4. Name, Title and Telephone Number of Contact Person Concerning Data Submitted on this Form  
Delmar J. Clark Jr., Business Analyst  
(727) 824-6616

5. Signature of Official Submitting Report

  
Delmar J. Clark Jr., Business Analyst

6. Date Completed: January 15, 2002

Line No.	Supplier Name	Mine Location	Purchase Type	Transportation Mode	Tons	Effective Purchase Price (\$/Ton)	Total Transportation Cost (\$/Ton)	F.O.B. Plant Price (\$/Ton)	As Received Coal Quality			
									Percent Sulfur (%)	Btu Content (Btu/lb)	Percent Ash (%)	Percent Moisture (%)
(a)	(b)	(c)	(d)	(e)	(f)	(g)	(h)	(i)	(j)	(k)	(l)	(m)
1	Alliance Coal Sales Corp.	08 , Ky , 195	S	UR	9,319			\$63.65	0.68	12,929	7.28	6.26
2	Alliance Coal Sales Corp.	08 , Ky , 195	MTC	UR	9,652			\$45.90	0.65	12,774	7.45	6.51
3	Alliance Coal Sales Corp.	08 , Ky , 195	MTC	UR	10,732			\$44.45	0.64	12,627	8.16	7.26
4	Alliance Coal Sales Corp.	08 , Ky , 195	MTC	UR	10,168			\$44.45	0.71	12,973	7.76	6.30
5	Conectiv Energy	08 , Wv , 45	S	UR	10,181			\$57.04	0.71	12,081	14.41	3.82
6	Created Mining, LLC	08 , Ky , 133	MTC	UR	10,880			\$67.63	0.73	13,106	6.45	5.79
7	Created Mining, LLC	08 , Ky , 133	MTC	UR	10,099			\$70.34	0.73	12,819	7.23	6.49
8	Marshall Resources	08 , Ky , 195	S	UR	10,039			\$55.80	0.67	12,934	10.06	4.63
9	Massey Coal Sales Company, Inc.	08 , Wv , 5	MTC	UR	19,551			\$44.84	0.71	12,306	11.93	6.19
10	Massey Coal Sales Company, Inc.	08 , Wv , 45	S	UR	9,523			\$54.59	0.67	12,490	11.23	5.30
11	Powell Mountain Coal Company	08 , Ky , 195	LTC	UR	10,338			\$50.45	0.66	12,990	7.25	6.71
12	Powell Mountain Coal Company	08 , Ky , 119	LTC	UR	9,818			\$52.41	0.76	12,874	8.84	5.29
13	Powell Mountain Coal Company	08 , Ky , 119	LTC	UR	30,162			\$50.96	0.73	12,853	8.29	5.82
14	Quaker Coal Company, Inc.	08 , Ky , 195	LTC	UR	51,085			\$49.70	0.71	12,599	10.70	5.71
15	AEI Coal Sales Co., Inc.	, Ky ,	LTC	UR	10,331			\$42.94	0.73	12,361	10.23	6.12
16	Transfer Facility	N/A	N/A	OB	150,811			\$62.79	0.68	12,238	11.31	6.86

**MONTHLY REPORT OF COST AND QUALITY OF COAL FOR ELECTRIC PLANTS  
ORIGIN, TONNAGE, DELIVERED PRICE AND AS RECEIVED QUALITY**


1. Report for: Mo. November 2001

2. Reporting Company: Florida Power Corporation

3. Plant Name: Transfer Facility - IMT

4. Name, Title and Telephone Number of Contact  
Person Concerning Data Submitted on this Form  
Delmar J. Clark Jr., Business Analyst  
(727) 824-6616

5. Signature of Official Submitting Report

  
Delmar J. Clark Jr., Business Analyst

6. Date Completed: January 15, 2002

Line No.	Supplier Name	Mine Location	Purchase Type	Tons	F.O.B. Mine Price (\$/Ton)	Short Haul & Loading Charges (\$/Ton)	Original Invoice Price (\$/Ton)	Retro-active Price Inc(Dec) (\$/Ton)	Base Price (\$/Ton)	Quality Adjustments (\$/Ton)	Effective Purchase Price (\$/Ton)
(a)	(b)	(c)	(d)	(e)	(f)	(g)	(h)	(i)	(j)	(k)	(l)
1	Pen Coal Company	08 , Ky , 159	LTC	8,407		\$0.00					
2	Pen Coal Company	08 , Wv , 99	LTC	13,943		\$0.00					
3	Black Hawk Synfuel, LLC	08 , Wv , 39	S	115,732		\$0.00					
4	New River Synfuel, LLC	08 , Wv , 39	S	29,360		\$0.00					

**MONTHLY REPORT OF COST AND QUALITY OF COAL FOR ELECTRIC PLANTS  
ORIGIN, TONNAGE, DELIVERED PRICE AND AS RECEIVED QUALITY**

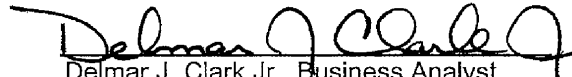
1. Report for: Mo. November 2001

2. Reporting Company: Florida Power Corporation

3. Plant Name: Crystal River 1 & 2

4. Name, Title and Telephone Number of Contact  
Person Concerning Data Submitted on this Form  
Delmar J. Clark Jr., Business Analyst  
(727) 824-6616

5. Signature of Official Submitting Report

  
Delmar J. Clark Jr., Business Analyst

6. Date Completed: January 15, 2002

Line No.	Supplier Name	Mine Location	Purchase Type	Tons	F.O.B. Mine Price (\$/Ton)	Short Haul & Loading Charges (\$/Ton)	Original Invoice Price (\$/Ton)	Retro-active Price Increases (\$/Ton)	Base Price (\$/Ton)	Quality Adjustments (\$/Ton)	Effective Purchase Price (\$/Ton)
(a)	(b)	(c)	(d)	(e)	(f)	(g)	(h)	(i)	(j)	(k)	(l)
1	AEI Coal Sales Co., Inc.	08 , Ky , 193	LTC	10,051		\$0.00					
2	Consolidated Coal Sales	08 , Ky , 133	MTC	82,377		\$0.00					
3	Dynegy Marketing & Trade	08 , Ky , 195	S	10,425		\$0.00					
4	Dynegy Marketing & Trade	08 , Wv , 101	S	9,481		\$0.00					
5	Dynegy Marketing & Trade	08 , Wv , 101	S	20,633		\$0.00					
6	Dynegy Marketing & Trade	08 , Ky , 193	S	10,986		\$0.00					
7	Dynegy Marketing & Trade	08 , Ky , 193	S	10,296		\$0.00					
8	Massey Coal Sales Company, Inc.	08 , Ky , 195	MTC	61,076		\$0.00					
9	Massey Coal Sales Company, Inc.	08 , Wv , 45	S	108		\$0.00					
10	Transfer Facility	N/A	N/A	N/A		\$0.00					

**MONTHLY REPORT OF COST AND QUALITY OF COAL FOR ELECTRIC PLANTS  
ORIGIN, TONNAGE, DELIVERED PRICE AND AS RECEIVED QUALITY**

1. Report for: Mo. November 2001

2. Reporting Company: Florida Power Corporation

3. Plant Name: Crystal River 4 & 5

4. Name, Title and Telephone Number of Contact  
Person Concerning Data Submitted on this Form  
Delmar J. Clark Jr., Business Analyst  
(727) 824-6616

5. Signature of Official Submitting Report

  
Delmar J. Clark Jr., Business Analyst

6. Date Completed: January 15, 2002


Line No.	Supplier Name	Mine Location	Purchase Type	Tons	F.O.B. Mine Price (\$/Ton)	Short Haul & Loading Charges (\$/Ton)	Original Invoice Price (\$/Ton)	Retro-active Price Increases (\$/Ton)	Base Price (\$/Ton)	Quality Adjustments (\$/Ton)	Effective Purchase Price (\$/Ton)
(a)	(b)	(c)	(d)	(e)	(f)	(g)	(h)	(i)	(j)	(k)	(l)
1	Alliance Coal Sales Corp.	08 , Ky , 195	S	9,319		\$0.00					
2	Alliance Coal Sales Corp.	08 , Ky , 195	MTC	9,652		\$0.00					
3	Alliance Coal Sales Corp.	08 , Ky , 195	MTC	10,732		\$0.00					
4	Alliance Coal Sales Corp.	08 , Ky , 195	MTC	10,168		\$0.00					
5	Conectiv Energy	08 , Wv , 45	S	10,181		\$0.00					
6	Created Mining, LLC	08 , Ky , 133	MTC	10,880		\$0.00					
7	Created Mining, LLC	08 , Ky , 133	MTC	10,099		\$0.00					
8	Marshall Resources	08 , Ky , 195	S	10,039		\$0.00					
9	Massey Coal Sales Company, Inc.	08 , Wv , 5	MTC	19,551		\$0.00					
10	Massey Coal Sales Company, Inc.	08 , Wv , 45	S	9,523		\$0.00					
11	Powell Mountain Coal Company	08 , Ky , 195	LTC	10,338		\$0.00					
12	Powell Mountain Coal Company	08 , Ky , 119	LTC	9,818		\$0.00					
13	Powell Mountain Coal Company	08 , Ky , 119	LTC	30,162		\$0.00					
14	Quaker Coal Company, Inc.	08 , Ky , 195	LTC	51,085		\$0.00					
15	AEI Coal Sales Co., Inc.	, Ky ,	LTC	10,331		\$0.00					
16	Transfer Facility	N/A	N/A	150,811		\$0.00					

**MONTHLY REPORT OF COST AND QUALITY OF COAL FOR ELECTRIC PLANTS  
ORIGIN, TONNAGE, DELIVERED PRICE AND AS RECEIVED QUALITY**

- 1. Report for: Mo. November 2001
- 2. Reporting Company: Florida Power Corporation
- 3. Plant Name: Transfer Facility - IMT

4. Name, Title and Telephone Number of Contact  
 Person Concerning Data Submitted on this Form  
 Delmar J. Clark Jr., Business Analyst  
 (727) 824-6616

5. Signature of Official Submitting Report

  
 Delmar J. Clark Jr., Business Analyst


6. Date Completed: January 15, 2002

Line No.	Supplier Name	Mine Location	Shipping Point	Transportation Mode	Tons	Effective Purchase Price (\$/Ton)	Additional Shorthaul & Loading Charges (\$/Ton)	Rail Rate (\$/Ton)	Other Rail Charges (\$/Ton)	River Barge Rate (\$/Ton)	Trans-loading Rate (\$/Ton)	Ocean Barge Rate (\$/Ton)	Other Water Charges (\$/Ton)	Other Related Charges (\$/Ton)	Transportation Charges (\$/Ton)	F.O.B. Plant Price (\$/Ton)
(a)	(b)	(c)	(d)	(e)	(f)	(g)	(h)	(i)	(j)	(k)	(l)	(m)	(n)	(o)	(p)	(q)
1	Pen Coal Company	08 , Ky , 159	Martin, Ky	B	8,407		N/A	N/A	N/A	N/A	N/A	N/A	N/A	N/A		\$49.93
2	Pen Coal Company	08 , Wv , 99	Wayne, Wv	B	13,943		N/A	N/A	N/A	N/A	N/A	N/A	N/A	N/A		\$49.93
3	Black Hawk Synfuel, LLC	08 , Wv , 39	Kanawha, Wv	B	115,732		N/A	N/A	N/A	N/A	N/A	N/A	N/A	N/A		\$66.16
4	New River Synfuel, LLC	08 , Wv , 39	Kanawha, Wv	B	29,360		N/A	N/A	N/A	N/A	N/A	N/A	N/A	N/A		\$42.11

**MONTHLY REPORT OF COST AND QUALITY OF COAL FOR ELECTRIC PLANTS  
ORIGIN, TONNAGE, DELIVERED PRICE AND AS RECEIVED QUALITY**

- 1. Report for: Mo. November 2001
- 2. Reporting Company: Florida Power Corporation
- 3. Plant Name: Crystal River 1 & 2

4. Name, Title and Telephone Number of Contact Person Concerning Data Submitted on this Form  
 Delmar J. Clark Jr., Business Analyst  
 (727) 824-6616

5. Signature of Official Submitting Report  
  
 Delmar J. Clark Jr., Business Analyst

6. Date Completed: January 15, 2002

Line No.	Supplier Name	Mine Location	Shipping Point	Transportation Mode	Tons	Effective Purchase Price (\$/Ton)	Additional Shorthaul & Loading Charges (\$/Ton)	Rail Rate (\$/Ton)	Other Rail Charges (\$/Ton)	River Barge Rate (\$/Ton)	Trans-loading Rate (\$/Ton)	Ocean Barge Rate (\$/Ton)	Other Water Charges (\$/Ton)	Other Related Charges (\$/Ton)	Transportation Charges (\$/Ton)	F.O.B. Plant Price (\$/Ton)
(a)	(b)	(c)	(d)	(e)	(f)	(g)	(h)	(i)	(j)	(k)	(l)	(m)	(n)	(o)	(p)	(q)
1	AEI Coal Sales Co., Inc.	08 , Ky , 193	Perry, Ky	UR	10,051		N/A			N/A	N/A	N/A	\$0.00	\$0.00		\$42.95
2	Consolidated Coal Sales	08 , Ky , 133	Letcher, Ky	UR	82,377		N/A			N/A	N/A	N/A	\$0.00	\$0.00		\$41.96
3	Dynegy Marketing & Trade	08 , Ky , 195	Pike, Ky	UR	10,425		N/A			N/A	N/A	N/A	\$0.00	\$0.00		\$62.21
4	Dynegy Marketing & Trade	08 , Wv , 101	Webster, Wv	UR	9,481		N/A			N/A	N/A	N/A	\$0.00	\$0.00		\$64.58
5	Dynegy Marketing & Trade	08 , Wv , 101	Webster, Wv	UR	20,633		N/A			N/A	N/A	N/A	\$0.00	\$0.00		\$63.13
6	Dynegy Marketing & Trade	08 , Ky , 193	Perry, Ky	UR	10,986		N/A			N/A	N/A	N/A	\$0.00	\$0.00		\$61.25
7	Dynegy Marketing & Trade	08 , Ky , 193	Perry, Ky	UR	10,296		N/A			N/A	N/A	N/A	\$0.00	\$0.00		\$61.25
8	Massey Coal Sales Company, Inc.	08 , Ky , 195	Pike, Ky	UR	61,076		N/A			N/A	N/A	N/A	\$0.00	\$0.00		\$42.16
9	Massey Coal Sales Company, Inc.	08 , Wv , 45	Logan, Wv	UR	108		N/A			N/A	N/A	N/A	\$0.00	\$0.00		\$54.60
10	Transfer Facility	N/A	Plaquemines Parrish, La	OB	N/A		N/A			N/A	N/A	N/A	\$0.00	\$0.00		N/A

**MONTHLY REPORT OF COST AND QUALITY OF COAL FOR ELECTRIC PLANTS  
ORIGIN, TONNAGE, DELIVERED PRICE AND AS RECEIVED QUALITY**


1. Report for: Mo. November 2001

2. Reporting Company: Florida Power Corporation

3. Plant Name: Crystal River 4 & 5

4. Name, Title and Telephone Number of Contact  
Person Concerning Data Submitted on this Form  
Delmar J. Clark Jr., Business Analyst  
(727) 824-6616

5. Signature of Official Submitting Report

  
Delmar J. Clark Jr., Business Analyst

6. Date Completed: January 15, 2002


Line No.	Supplier Name	Mine Location	Shipping Point	Transportation Mode	Tons	Effective Purchase Price (\$/Ton)	Additional Shorthaul & Loading Charges (\$/Ton)	Rail Rate (\$/Ton)	Other Rail Charges (\$/Ton)	River Barge Rate (\$/Ton)	Trans-loading Rate (\$/Ton)	Ocean Barge Rate (\$/Ton)	Other Water Charges (\$/Ton)	Other Related Charges (\$/Ton)	Transportation Charges (\$/Ton)	F.O.B. Plant Price (\$/Ton)
(a)	(b)	(c)	(d)	(e)	(f)	(g)	(h)	(i)	(j)	(k)	(l)	(m)	(n)	(o)	(p)	(q)
1	Alliance Coal Sales Corp.	08 , Ky , 195	Pike, Ky	UR	9,319		N/A			N/A	N/A	N/A	\$0.00	\$0.00		\$63.65
2	Alliance Coal Sales Corp.	08 , Ky , 195	Pike, Ky	UR	9,652		N/A			N/A	N/A	N/A	\$0.00	\$0.00		\$45.90
3	Alliance Coal Sales Corp.	08 , Ky , 195	Pike, Ky	UR	10,732		N/A			N/A	N/A	N/A	\$0.00	\$0.00		\$44.45
4	Alliance Coal Sales Corp.	08 , Ky , 195	Pike, Ky	UR	10,168		N/A			N/A	N/A	N/A	\$0.00	\$0.00		\$44.45
5	Conectiv Energy	08 , Wv , 45	Logan, Wv	UR	10,181		N/A			N/A	N/A	N/A	\$0.00	\$0.00		\$57.04
6	Created Mining, LLC	08 , Ky , 133	Letcher, Ky	UR	10,880		N/A			N/A	N/A	N/A	\$0.00	(\$1.17)		\$67.63
7	Created Mining, LLC	08 , Ky , 133	Letcher, Ky	UR	10,099		N/A			N/A	N/A	N/A	\$0.00	\$0.00		\$70.34
8	Marshall Resources	08 , Ky , 195	Pike, Ky	UR	10,039		N/A			N/A	N/A	N/A	\$0.00	\$0.00		\$55.80
9	Massey Coal Sales Company, Inc.	08 , Wv , 5	Boone, Wv	UR	19,551		N/A			N/A	N/A	N/A	\$0.00	\$0.00		\$44.84
10	Massey Coal Sales Company, Inc.	08 , Wv , 45	Logan, Wv	UR	9,523		N/A			N/A	N/A	N/A	\$0.00	\$0.00		\$54.59
11	Powell Mountain Coal Company	08 , Ky , 195	Pike, Ky	UR	10,338		N/A			N/A	N/A	N/A	\$0.00	\$0.00		\$50.45
12	Powell Mountain Coal Company	08 , Ky , 119	Knott, Ky	UR	9,818		N/A			N/A	N/A	N/A	\$0.00	\$0.00		\$52.41
13	Powell Mountain Coal Company	08 , Ky , 119	Knott, Ky	UR	30,162		N/A			N/A	N/A	N/A	\$0.00	\$0.00		\$50.96
14	Quaker Coal Company, Inc.	08 , Ky , 195	Pike, Ky	UR	51,085		N/A			N/A	N/A	N/A	\$0.00	\$0.00		\$49.70
15	AEI Coal Sales Co., Inc.	, Ky ,	Perry, Ky	UR	10,331		N/A			N/A	N/A	N/A	\$0.00	\$0.00		\$42.94
16	Transfer Facility	N/A	Plaquemines Parrish, La	OB	150,811		N/A			N/A	N/A	N/A	\$0.00	\$0.00		\$62.79

**MONTHLY REPORT OF COST AND QUALITY OF COAL FOR ELECTRIC PLANTS  
REPORT OF ADJUSTMENTS TO PREVIOUS COAL DELIVERIES**

- 1. Report for: Mo. November 2001
- 2. Reporting Company: Florida Power Corporation
- 3. Plant Name: Transfer Facility - IMT

4. Name, Title and Telephone Number of Contact  
Person Concerning Data Submitted on this Form  
Delmar J. Clark Jr., Business Analyst  
(727) 824-6616

5. Signature of Official Submitting Report

  
Delmar J. Clark Jr., Business Analyst

6. Date Completed: January 15, 2002

Line No.	Month Reported	Form Plant Name	Intended Generating Plant	Supplier	Original Line Number	Old Volume (tons)	Form No.	Column Title	Old Value	New Value	New F.O.B. Plant Price	Reason for Revision
(a)	(b)	(c)	(d)	(e)	(f)	(g)	(h)	(i)	(j)	(k)	(l)	(m)
1	10/01	Transfer Facility-IMT	Transfer Facility-IMT	Black Hawk Synfuel, LLC	3	29,512	2A	(k) Quality Adjustments			\$ 66.46	Quality Adjustment
2	09/01	Transfer Facility-IMT	Transfer Facility-IMT	Black Hawk Synfuel, LLC	4	60,903	2A	(k) Quality Adjustments			\$ 62.99	Quality Adjustment
3	09/01	Transfer Facility-IMT	Transfer Facility-IMT	New River Synfuel, LLC	5	52,300	2A	(k) Quality Adjustments			\$ 41.40	Quality Adjustment
4	10/01	Transfer Facility-IMT	Transfer Facility-IMT	Pen Coal Company	1	15,025	2A	(F) f.o.b. Mine Price			\$ 49.93	Price correction
5	10/01	Transfer Facility-IMT	Transfer Facility-IMT	Pen Coal Company	2	4,978	2A	(F) f.o.b. Mine Price			\$ 49.93	Price correction



**MONTHLY REPORT OF COST AND QUALITY OF COAL FOR ELECTRIC PLANTS  
REPORT OF ADJUSTMENTS TO PREVIOUS COAL DELIVERIES**


1. Report for: Mo. November 2001

2. Reporting Company: Florida Power Corporation

3. Plant Name: Crystal River 1 & 2

4. Name, Title and Telephone Number of Contact Person Concerning Data Submitted on this Form  
Delmar J. Clark Jr., Business Analyst  
(727) 824-6616

5. Signature of Official Submitting Report

  
Delmar J. Clark Jr., Business Analyst

6. Date Completed: January 15, 2002

Line No.	Month Reported	Form Plant Name	Intended Generating Plant	Supplier	Original Linez Number	Old Volume (tons)	Form No.	Column Title	Old Value	New Value	New F.O.B. Plant Price	Reason for Revision
(a)	(b)	(c)	(d)	(e)	(f)	(g)	(h)	(i)	(j)	(k)	(l)	(m)
1	10/01	CR1&2	CR1&2	Consolidated Coal Sales	2	10,703	2A	(k) Quality Adjustments			\$ 43.49	Quality Adjustment
2	10/01	CR1&2	CR1&2	Consolidated Coal Sales	3	30,961	2A	(k) Quality Adjustments			\$ 42.00	Quality Adjustment
3	09/01	CR1&2	CR1&2	Created Mining, LLC	4	9,426	2	(f) Tons			\$ 63.89	Quantity Adjustment
4	09/01	CR1&2	CR1&2	Created Mining, LLC	4	9,430	2A	(k) Quality Adjustments <i>(see line above)</i>			\$ 63.02	Quality Adjustment
5	04/01	CR1&2	CR1&2	A. T. Massey Coal Company	3	27,002	2A	(k) Quality Adjustments			\$ 42.01	Quality Adjustment
6	05/01	CR1&2	CR1&2	A. T. Massey Coal Company	3	50,184	2A	(k) Quality Adjustments			\$ 42.31	Quality Adjustment
7	06/01	CR1&2	CR1&2	A. T. Massey Coal Company	5	29,650	2A	(k) Quality Adjustments			\$ 42.24	Quality Adjustment
8	07/01	CR1&2	CR1&2	A. T. Massey Coal Company	6	9,600	2A	(k) Quality Adjustments			\$ 42.39	Quality Adjustment
9	08/01	CR1&2	CR1&2	A. T. Massey Coal Company	7	10,545	2A	(k) Quality Adjustments			\$ 43.47	Quality Adjustment
10	08/01	CR1&2	CR1&2	A. T. Massey Coal Company	8	20,059	2A	(k) Quality Adjustments			\$ 42.02	Quality Adjustment
11	09/01	CR1&2	CR1&2	A. T. Massey Coal Company	5	29,957	2	(f) Tons			\$ 43.47	Quality Adjustment
12	09/01	CR1&2	CR1&2	A. T. Massey Coal Company	5	29,960	2A	(k) Quality Adjustments <i>(see line above)</i>			\$ 43.12	Quality Adjustment

**MONTHLY REPORT OF COST AND QUALITY OF COAL FOR ELECTRIC PLANTS  
REPORT OF ADJUSTMENTS TO PREVIOUS COAL DELIVERIES**


1. Report for: Mo. November 2001

2. Reporting Company: Florida Power Corporation

3. Plant Name: Crystal River 4 & 5

4. Name, Title and Telephone Number of Contact Person Concerning Data Submitted on this Form  
Delmar J. Clark Jr., Business Analyst  
(727) 824-6616

5. Signature of Official Submitting Report

  
Delmar J. Clark Jr., Business Analyst

6. Date Completed: January 15, 2002

Line No.	Month Reported	Form Plant Name	Intended Generating Plant	Supplier	Original Line Number	Old Volume (tons)	Form No.	Column Title	Old Value	New Value	New F.O.B. Plant Price	Reason for Revision
(a)	(b)	(c)	(d)	(e)	(f)	(g)	(h)	(i)	(j)	(k)	(l)	(m)
1	10/01	CR4&5	CR4&5	AEI Coal Sales Co., Inc.	1	9,871	2A	(k) Quality Adjustments			\$ 62.97	Quality Adjustment
2	10/01	CR4&5	CR4&5	Created Mining, LLC	3	11,007	2A	(k) Quality Adjustments			\$ 70.22	Quality Adjustment
3	10/01	CR4&5	CR4&5	Created Mining, LLC	3	11,007	2B	(i) Rail Rate <i>(see line above)</i>			\$ 69.05	Rail Rate Adjustment