



Florida Power
A Progress Energy Company

JAMES A. MCGEE

May 29, 2002

Ms. Blanco S. Bayo, Director
Division of Records and Reporting
Florida Public Service Commission
2540 Shumard Oak Blvd.
Tallahassee, Florida 32399-0850

Re: Docket No. 020001-EI

Dear Ms. Bayo:

Enclosed for filing are ten (10) copies of Florida Power Corporation's FPSC 423 Forms for the month of March 2002. Forms 423-1A, 423-2, 423-2A, 423-2B, and 423-2C contained in this filing have been edited to delete certain confidential information. Florida Power's Request for Specified Confidential Treatment, which includes an unedited copy of the 423 Forms, has been submitted for filing this date under separate cover.

Please acknowledge your receipt and filing of the above on the enclosed copy of this letter and return same to me.

Very truly yours,

James A. McGee

JAM:scc
Enclosures
cc: Parties of record

CERTIFICATE OF SERVICE

Docket No. 020001-EI

I HEREBY CERTIFY that a true copy of Florida Power Corporation's 423 Forms for the month of March 2002 have been furnished to the following individuals by regular U.S. Mail this 29th day of May 2002.

John Butler
Steel Hector & Davis
200 S. Biscayne Blvd.
Suite 4000
Miami, FL 33131

Stephen C. Burgess, Esquire
Office of the Public Counsel
111 West Madison Street
Room 812
Tallahassee, FL 32399-1400

Jeffrey A. Stone, Esquire
Russell A. Badders, Esquire
Beggs and Lane
P. O. Box 12950
Pensacola, FL 32576-2950


Joseph A. McGlothlin, Esquire
Vicki Gordon Kaufman, Esquire
McWhirter, Reeves, McGlothlin,
Davidson, Decker, Kaufman,
Arnold & Steen, P.A.
117 S. Gadsden Street
Tallahassee, FL 32301

Lee L. Willis, Esquire
James D. Beasley, Esquire
Ausley & McMullen
P. O. Box 391
Tallahassee, FL 32302

John McWhirter, Jr.
McWhirter, Reeves, McGlothlin,
Davidson, Decker, Kaufman,
Arnold & Steen, P.A.
400 North Tampa Street
Suite 2450
Tampa, FL 33601

Wm. Cochran Keating, IV
Staff Counsel
Florida Public Service Commission
2540 Shumard Oak Boulevard
Tallahassee, FL 32399-0850

Norman Horton, Jr., Esquire
Messer, Caparello & Self
P. O. Box 1876
Tallahassee, FL 32302



Attorney

**MONTHLY REPORT OF COST AND QUALITY OF COAL FOR ELECTRIC PLANTS
ORIGIN, TONNAGE, DELIVERED PRICE AND AS RECEIVED QUALITY**

- 1. Report for: Mo. March 2002
- 2. Reporting Company: Florida Power Corporation
- 3. Plant Name: Transfer Facility - IMT

4. Name, Title and Telephone Number of Contact Person Concerning Data Submitted on this Form
 Delmar J. Clark Jr., Business Analyst
 (727) 824-6616

5. Signature of Official Submitting Report


 Delmar J. Clark Jr., Business Analyst

6. Date Completed: May 15, 2002


Line No.	Supplier Name	Mine Location	Purchase Type	Transportation Mode	Tons	Effective Purchase Price (\$/Ton)	Total Transportation Cost (\$/Ton)	F O.B. Plant Price (\$/Ton)	As Received Coal Quality			
									Percent Sulfur (%)	Btu Content (Btu/lb)	Percent Ash (%)	Percent Moisture (%)
(a)	(b)	(c)	(d)	(e)	(f)	(g)	(h)	(i)	(j)	(k)	(l)	(m)
1	Pen Coal Company	08 , Wv , 99	LTC	B	1,831			\$49.59	0.70	12,256	10.46	6.82
2	Guasare Coal Sales Corp.	08 , IM , 999	S	GB	47,873			\$64.26	0.70	12,837	5.70	8.11
3	Black Hawk Synfuel, LLC	08 , Wv , 39	S	B	19,805			\$66.07	0.65	12,312	10.62	7.84
4	Black Hawk Synfuel, LLC	08 , Wv , 39	S	B	21,327			\$62.82	0.66	12,336	10.58	7.70
5	Black Hawk Synfuel, LLC	08 , Wv , 39	STC	B	54,392			\$55.32	0.72	13,231	6.08	7.17
6	Black Hawk Synfuel, LLC	08 , Wv , 39	STC	B	24,046			\$55.32	0.66	12,271	10.62	8.10
7	New River Synfuel, LLC	08 , Wv , 39	S	B	59,894			\$40.16	0.64	12,175	11.16	8.10
8	Kanawha River Terminals	08 , Wv , 39	MTC	B	36,276			\$61.07	0.67	13,080	6.37	7.79

**MONTHLY REPORT OF COST AND QUALITY OF COAL FOR ELECTRIC PLANTS
ORIGIN, TONNAGE, DELIVERED PRICE AND AS RECEIVED QUALITY**

- 1. Report for: Mo. March 2002
- 2. Reporting Company: Florida Power Corporation
- 3. Plant Name: Crystal River 1 & 2

4. Name, Title and Telephone Number of Contact Person Concerning Data Submitted on this Form
 Delmar J. Clark Jr., Business Analyst
 (727) 824-6616

5. Signature of Official Submitting Report


 Delmar J. Clark Jr., Business Analyst

6. Date Completed: May 15, 2002


Line No.	Supplier Name	Mine Location	Purchase Type	Transportation Mode	Tons	Effective Purchase Price (\$/Ton)	Total Transportation Cost (\$/Ton)	F.O.B. Plant Price (\$/Ton)	As Received Coal Quality			
									Percent Sulfur (%)	Btu Content (Btu/lb)	Percent Ash (%)	Percent Moisture (%)
(a)	(b)	(c)	(d)	(e)	(f)	(g)	(h)	(i)	(j)	(k)	(l)	(m)
1	Consolidated Coal Sales	08 , Ky , 119	MTC	UR	19,005			\$56.11	1.12	12,710	8.68	6.62
2	Consolidated Coal Sales	08 , Ky , 133	MTC	UR	18,144			\$56.11	1.20	12,527	8.84	7.64
3	Consolidated Coal Sales	08 , Ky , 133	MTC	UR	9,799			\$48.61	1.44	12,762	8.40	6.62
4	Dynegy Marketing & Trade	08 , Ky , 195	S	UR	9,362			\$59.36	0.84	12,543	10.33	6.48
5	Massey Coal Sales Company, Inc.	08 , Ky , 195	MTC	UR	46,743			\$42.81	1.21	12,999	6.55	6.42
6	Quaker Coal Company, Inc.	08 , Ky , 195	MTC	UR	29,544			\$55.61	1.10	12,558	9.43	6.83
7	Transfer Facility	N/A	N/A	OB	N/A			N/A	N/A	N/A	N/A	N/A

**MONTHLY REPORT OF COST AND QUALITY OF COAL FOR ELECTRIC PLANTS
ORIGIN, TONNAGE, DELIVERED PRICE AND AS RECEIVED QUALITY**

- 1. Report for: Mo. March 2002
- 2. Reporting Company: Florida Power Corporation
- 3. Plant Name: Crystal River 4 & 5

4. Name, Title and Telephone Number of Contact Person Concerning Data Submitted on this Form
 Delmar J. Clark Jr., Business Analyst
 (727) 824-6616

5. Signature of Official Submitting Report


 Delmar J. Clark Jr., Business Analyst

6. Date Completed: May 15, 2002


Line No.	Supplier Name	Mine Location	Purchase Type	Transportation Mode	Tons	Effective Purchase Price (\$/Ton)	Total Transportation Cost (\$/Ton)	F.O.B. Plant Price (\$/Ton)	As Received Coal Quality			
									Percent Sulfur (%)	Btu Content (Btu/lb)	Percent Ash (%)	Percent Moisture (%)
(a)	(b)	(c)	(d)	(e)	(f)	(g)	(h)	(i)	(j)	(k)	(l)	(m)
1	Amvest Coal Sales, Inc.	08 , Wv , 67	MTC	UR	9,138			\$59.19	0.68	12,601	10.71	5.32
2	Alliance Coal Sales Corp.	08 , Ky , 195	MTC	UR	28,126			\$57.85	0.62	12,740	8.12	6.65
3	Massey Coal Sales Co., Inc.	08 , Wv , 5	LTC	UR	8,924			\$57.69	0.67	12,539	10.18	6.32
4	Massey Coal Sales Co., Inc.	08 , Wv , 45	LTC	UR	18,581			\$57.69	0.71	12,228	12.23	6.87
5	Powell Mountain Coal Company	08 , Ky , 119	LTC	UR	19,473			\$52.31	0.72	12,842	8.24	6.26
6	Quaker Coal Company, Inc.	08 , Ky , 195	LTC	UR	39,773			\$50.35	0.68	12,631	9.85	6.40
7	Transfer Facility	N/A	N/A	OB	159,646			\$63.42	0.65	12,185	9.05	9.97

MONTHLY REPORT OF COST AND QUALITY OF COAL FOR ELECTRIC PLANTS
ORIGIN, TONNAGE, DELIVERED PRICE AND AS RECEIVED QUALITY

- 1. Report for: Mo. March 2002
- 2. Reporting Company: Florida Power Corporation
- 3. Plant Name: Transfer Facility - IMT

4. Name, Title and Telephone Number of Contact Person Concerning Data Submitted on this Form
Delmar J. Clark Jr., Business Analyst
(727) 824-6616

5. Signature of Official Submitting Report


Delmar J. Clark Jr., Business Analyst

6. Date Completed: May 15, 2002

Line No	Supplier Name	Mine Location	Purchase Type	Tons	F.O.B. Mine Price (\$/Ton)	Short Haul & Loading Charges (\$/Ton)	Original Invoice Price (\$/Ton)	Retro-active Price Inc(Dec) (\$/Ton)	Base Price (\$/Ton)	Quality Adjust-ments (\$/Ton)	Effective Purchase Price (\$/Ton)
(a)	(b)	(c)	(d)	(e)	(f)	(g)	(h)	(i)	(j)	(k)	(l)
1	Pen Coal Company	08 , Wv , 99	LTC	1,831		\$0.00					
2	Guasare Coal Sales Corp.	08 , IM , 999	S	47,873		\$0.00					
3	Black Hawk Synfuel, LLC	08 , Wv , 39	S	19,805		\$0.00					
4	Black Hawk Synfuel, LLC	08 , Wv , 39	S	21,327		\$0.00					
5	Black Hawk Synfuel, LLC	08 , Wv , 39	STC	54,392		\$0.00					
6	Black Hawk Synfuel, LLC	08 , Wv , 39	STC	24,046		\$0.00					
7	New River Synfuel, LLC	08 , Wv , 39	S	59,894		\$0.00					
8	Kanawha River Terminals	08 , Wv , 39	MTC	36,276		\$0.00					

MONTHLY REPORT OF COST AND QUALITY OF COAL FOR ELECTRIC PLANTS
ORIGIN, TONNAGE, DELIVERED PRICE AND AS RECEIVED QUALITY


1. Report for: Mo. March 2002

2. Reporting Company: Florida Power Corporation

3. Plant Name: Crystal River 1 & 2

4. Name, Title and Telephone Number of Contact Person Concerning Data Submitted on this Form
Delmar J. Clark Jr., Business Analyst
(727) 824-6616

5. Signature of Official Submitting Report


Delmar J. Clark Jr., Business Analyst

6. Date Completed: May 15, 2002


Line No.	Supplier Name	Mine Location	Purchase Type	Tons	F.O.B. Mine Price (\$/Ton)	Short Haul & Loading Charges (\$/Ton)	Original Invoice Price (\$/Ton)	Retro-active Price Increases (\$/Ton)	Base Price (\$/Ton)	Quality Adjustments (\$/Ton)	Effective Purchase Price (\$/Ton)
(a)	(b)	(c)	(d)	(e)	(f)	(g)	(h)	(i)	(j)	(k)	(l)
1	Consolidated Coal Sales	08 , Ky , 119	MTC	19,005		\$0.00					
2	Consolidated Coal Sales	08 , Ky , 133	MTC	18,144		\$0.00					
3	Consolidated Coal Sales	08 , Ky , 133	MTC	9,799		\$0.00					
4	Dynegy Marketing & Trade	08 , Ky , 195	S	9,362		\$0.00					
5	Massey Coal Sales Company, Inc.	08 , Ky , 195	MTC	46,743		\$0.00					
6	Quaker Coal Company, Inc.	08 , Ky , 195	MTC	29,544		\$0.00					
7	Transfer Facility	N/A	N/A	N/A		N/A					

MONTHLY REPORT OF COST AND QUALITY OF COAL FOR ELECTRIC PLANTS
ORIGIN, TONNAGE, DELIVERED PRICE AND AS RECEIVED QUALITY

- 1. Report for: Mo. March 2002
- 2. Reporting Company: Florida Power Corporation
- 3. Plant Name: Crystal River 4 & 5

4. Name, Title and Telephone Number of Contact
Person Concerning Data Submitted on this Form
Delmar J. Clark Jr., Business Analyst
(727) 824-6616

5. Signature of Official Submitting Report


Delmar J. Clark Jr., Business Analyst

6. Date Completed: May 15, 2002

Line No.	Supplier Name	Mine Location	Purchase Type	Tons	F.O.B. Mine Price (\$/Ton)	Short Haul & Loading Charges (\$/Ton)	Original Invoice Price (\$/Ton)	Retro-active Price Increases (\$/Ton)	Base Price (\$/Ton)	Quality Adjustments (\$/Ton)	Effective Purchase Price (\$/Ton)
(a)	(b)	(c)	(d)	(e)	(f)	(g)	(h)	(i)	(j)	(k)	(l)
1	Amvest Coal Sales, Inc.	08 , Wv , 67	MTC	9,138		\$0.00					
2	Alliance Coal Sales Corp	08 , Ky , 195	MTC	28,126		\$0.00					
3	Massey Coal Sales Co., Inc.	08 , Wv , 5	LTC	8,924		\$0.00					
4	Massey Coal Sales Co , Inc.	08 , Wv , 45	LTC	18,581		\$0.00					
5	Powell Mountain Coal Company	08 , Ky , 119	LTC	19,473		\$0.00					
6	Quaker Coal Company, Inc.	08 , Ky , 195	LTC	39,773		\$0.00					
7	Transfer Facility	N/A	N/A	159,646		\$0.00					

MONTHLY REPORT OF COST AND QUALITY OF COAL FOR ELECTRIC PLANTS
ORIGIN, TONNAGE, DELIVERED PRICE AND AS RECEIVED QUALITY

- 1. Report for: Mo. March 2002
- 2. Reporting Company: Florida Power Corporation
- 3. Plant Name: Transfer Facility - IMT

4. Name, Title and Telephone Number of Contact Person Concerning Data Submitted on this Form
Delmar J. Clark Jr., Business Analyst
(727) 824-6616

5. Signature of Official Submitting Report


Delmar J. Clark Jr., Business Analyst

6. Date Completed: May 15, 2002

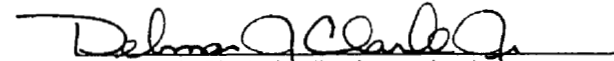
Line No.	Supplier Name	Mine Location	Shipping Point	Transportation Mode	Tons	Effective Purchase Price (\$/Ton)	Additional Shorthaul & Loading Charges (\$/Ton)	Rail Rate (\$/Ton)	Other Rail Charges (\$/Ton)	River Barge Rate (\$/Ton)	Trans-loading Rate (\$/Ton)	Ocean Barge Rate (\$/Ton)	Other Water Charges (\$/Ton)	Other Related Charges (\$/Ton)	Transportation Charges (\$/Ton)	F.O.B. Plant Price (\$/Ton)
(a)	(b)	(c)	(d)	(e)	(f)	(g)	(h)	(i)	(j)	(k)	(l)	(m)	(n)	(o)	(p)	(q)
1	Pen Coal Company	08 , Wv , 99	Wayne, Wv	B	1,831		N/A	N/A	N/A	N/A	N/A	N/A	N/A	N/A		\$49.59
2	Guasare Coal Sales Corp.	08 , IM , 999	Maracaibo, Vz	GB	47,873		N/A	N/A	N/A	N/A	N/A	N/A	N/A	N/A		\$64.26
3	Black Hawk Synfuel, LLC	08 , Wv , 39	Kanawha, Wv	B	19,805		N/A	N/A	N/A	N/A	N/A	N/A	N/A	N/A		\$66.07
4	Black Hawk Synfuel, LLC	08 , Wv , 39	Kanawha, Wv	B	21,327		N/A	N/A	N/A	N/A	N/A	N/A	N/A	N/A		\$62.82
5	Black Hawk Synfuel, LLC	08 , Wv , 39	Kanawha, Wv	B	54,392		N/A	N/A	N/A	N/A	N/A	N/A	N/A	N/A		\$55.32
6	Black Hawk Synfuel, LLC	08 , Wv , 39	Kanawha, Wv	B	24,046		N/A	N/A	N/A	N/A	N/A	N/A	N/A	N/A		\$55.32
7	New River Synfuel, LLC	08 , Wv , 39	Kanawha, Wv	B	59,894		N/A	N/A	N/A	N/A	N/A	N/A	N/A	N/A		\$40.16
8	Kanawha River Terminals	08 , Wv , 39	Kanawha, Wv	B	36,276		N/A	N/A	N/A	N/A	N/A	N/A	N/A	N/A		\$61.07

MONTHLY REPORT OF COST AND QUALITY OF COAL FOR ELECTRIC PLANTS
ORIGIN, TONNAGE, DELIVERED PRICE AND AS RECEIVED QUALITY

- 1. Report for: Mo. March 2002
- 2. Reporting Company: Florida Power Corporation
- 3. Plant Name: Crystal River 1 & 2

4. Name, Title and Telephone Number of Contact Person Concerning Data Submitted on this Form
Delmar J. Clark Jr., Business Analyst
(727) 824-6616

5. Signature of Official Submitting Report


Delmar J. Clark Jr., Business Analyst

6. Date Completed: May 15, 2002


Line No.	Supplier Name	Mine Location	Shipping Point	Transportation Mode	Tons	Effective Purchase Price (\$/Ton)	Additional Shorthaul & Loading Charges (\$/Ton)	Rail Rate (\$/Ton)	Other Rail Charges (\$/Ton)	River Barge Rate (\$/Ton)	Trans-loading Rate (\$/Ton)	Ocean Barge Rate (\$/Ton)	Other Water Charges (\$/Ton)	Other Related Charges (\$/Ton)	Transportation Charges (\$/Ton)	F.O.B Plant Price (\$/Ton)
(a)	(b)	(c)	(d)	(e)	(f)	(g)	(h)	(i)	(j)	(k)	(l)	(m)	(n)	(o)	(p)	(q)
1	Consolidated Coal Sales	08 , Ky , 119	Knott, Ky	UR	19,005		N/A			N/A	N/A	N/A	\$0.00	\$0.00		\$56.11
2	Consolidated Coal Sales	08 , Ky , 133	Letcher, Ky	UR	18,144		N/A			N/A	N/A	N/A	\$0.00	\$0.00		\$56.11
3	Consolidated Coal Sales	08 , Ky , 133	Letcher, Ky	UR	9,799		N/A			N/A	N/A	N/A	\$0.00	\$0.00		\$48.61
4	Dynegy Marketing & Trade	08 , Ky , 195	Pike, Ky	UR	9,362		N/A			N/A	N/A	N/A	\$0.00	\$0.00		\$59.36
5	Massey Coal Sales Company,	08 , Ky , 195	Pike, Ky	UR	46,743		N/A			N/A	N/A	N/A	\$0.00	\$0.00		\$42.81
6	Quaker Coal Company, Inc.	08 , Ky , 195	Pike, Ky	UR	29,544		N/A			N/A	N/A	N/A	\$0.00	\$0.00		\$55.61
7	Transfer Facility	N/A	Plaquemines Parrish, La	OB	N/A		N/A			N/A	N/A	N/A	\$0.00	\$0.00		N/A

MONTHLY REPORT OF COST AND QUALITY OF COAL FOR ELECTRIC PLANTS
ORIGIN, TONNAGE, DELIVERED PRICE AND AS RECEIVED QUALITY

- 1. Report for: Mo. March 2002
- 2. Reporting Company: Florida Power Corporation
- 3. Plant Name: Crystal River 4 & 5

4. Name, Title and Telephone Number of Contact
Person Concerning Data Submitted on this Form
Delmar J. Clark Jr., Business Analyst
(727) 824-6616

5. Signature of Official Submitting Report


Delmar J. Clark Jr., Business Analyst

6. Date Completed: May 15, 2002

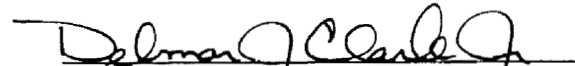
Line No.	Supplier Name	Mine Location	Shipping Point	Transportation Mode	Tons	Effective Purchase Price (\$/Ton)	Additional Shorthaul & Loading Charges (\$/Ton)	Rail Rate (\$/Ton)	Other Rail Charges (\$/Ton)	River Barge Rate (\$/Ton)	Trans-loading Rate (\$/Ton)	Ocean Barge Rate (\$/Ton)	Other Water Charges (\$/Ton)	Other Related Charges (\$/Ton)	Transportation Charges (\$/Ton)	F.O.B. Plant Price (\$/Ton)
(a)	(b)	(c)	(d)	(e)	(f)	(g)	(h)	(i)	(j)	(k)	(l)	(m)	(n)	(o)	(p)	(q)
1	Amvest Coal Sales, Inc.	08 , Wv , 67	Nicholas, Wv	UR	9,138		N/A			N/A	N/A	N/A	\$0.00	\$0.00		\$59.19
2	Alliance Coal Sales Corp	08 , Ky , 195	Pike, Ky	UR	28,126		N/A			N/A	N/A	N/A	\$0.00	\$0.00		\$57.85
3	Massey Coal Sales Co , Inc.	08 , Wv , 5	Boone, Wv	UR	8,924		N/A			N/A	N/A	N/A	\$0.00	\$0.00		\$57.69
4	Massey Coal Sales Co., Inc.	08 , Wv , 45	Logan, Wv	UR	18,581		N/A			N/A	N/A	N/A	\$0.00	\$0.00		\$57.69
5	Powell Mountain Coal Company	08 , Ky , 119	Knott, Ky	UR	19,473		N/A			N/A	N/A	N/A	\$0.00	\$0.00		\$52.31
6	Quaker Coal Company, Inc.	08 , Ky , 195	Pike, Ky	UR	39,773		N/A			N/A	N/A	N/A	\$0.00	\$0.00		\$50.35
7	Transfer Facility	N/A	Plaquemines Parnish, La	OB	159,646		N/A			N/A	N/A	N/A	\$0.00	\$0.00		\$63.42

**MONTHLY REPORT OF COST AND QUALITY OF COAL FOR ELECTRIC PLANTS
REPORT OF ADJUSTMENTS TO PREVIOUS COAL DELIVERIES**

- 1. Report for: Mo. March 2002
- 2. Reporting Company: Florida Power Corporation
- 3. Plant Name: Transfer Facility - IMT

4. Name, Title and Telephone Number of Contact
Person Concerning Data Submitted on this Form
Delmar J. Clark Jr., Business Analyst
(727) 824-6616

5. Signature of Official Submitting Report


Delmar J. Clark Jr., Business Analyst

6. Date Completed: May 15, 2002

Line No	Month Reported	Form Plant Name	Intended Generating Plant	Supplier	Original Line Number	Old Volume (tons)	Form No.	Column Title	Old Value	New Value	New F.O.B. Plant Price	Reason for Revision
(a)	(b)	(c)	(d)	(e)	(f)	(g)	(h)	(i)	(j)	(k)	(l)	(m)
1	03/01	Transfer Facility-IMT	Pen Coal Company	Pen Coal Company	2	16,026	2A	(k) Quality Adjustments			\$49.83	Quality Adjustment
2	04/01	Transfer Facility-IMT	Pen Coal Company	Pen Coal Company	3	2,072	2A	(k) Quality Adjustments			\$50.22	Quality Adjustment
3	12/01	Transfer Facility-IMT	Pen Coal Company	Pen Coal Company	1	16,917	2A	(f) F.O.B. Mine Price			\$49.68	Price correction
4	11/01	Transfer Facility-IMT	Pen Coal Company	Pen Coal Company	1	8,407	2A	(f) F.O.B. Mine Price			\$50.34	Price correction
5	11/01	Transfer Facility-IMT	Pen Coal Company	Pen Coal Company	2	13,943	2A	(f) F.O.B. Mine Price			\$49.78	Price correction
6	10/01	Transfer Facility-IMT	Pen Coal Company	Pen Coal Company	1	15,025	2A	(f) F.O.B. Mine Price			\$49.50	Price correction
7	10/01	Transfer Facility-IMT	Pen Coal Company	Pen Coal Company	2	4,978	2A	(f) F.O.B. Mine Price			\$49.63	Price correction


MONTHLY REPORT OF COST AND QUALITY OF COAL FOR ELECTRIC PLANTS
 REPORT OF ADJUSTMENTS TO PREVIOUS COAL DELIVERIES

Page 1 of 2

- 1. Report for: Mo. March 2002
- 2. Reporting Company: Florida Power Corporation
- 3. Plant Name: Crystal River 1 & 2

4. Name, Title and Telephone Number of Contact Person Concerning Data Submitted on this Form
 Delmar J. Clark Jr., Business Analyst
 (727) 824-6616

5. Signature of Official Submitting Report


 Delmar J. Clark Jr., Business Analyst

6. Date Completed: May 15, 2002

Line No.	Month Reported	Form Plant Name	Intended Generating Plant	Supplier	Original Line Number	Old Volume (tons)	Form No.	Column Title	Old Value	New Value	New F.O.B. Plant Price	Reason for Revision
(a)	(b)	(c)	(d)	(e)	(f)	(g)	(h)	(i)	(j)	(k)	(l)	(m)
1	12/01	CR1&2	CR1&2	AEI Coal Sales Co , Inc.	1	31,365	2A	(k) Quality Adjustments			\$43.40	Quality Adjustment
2	02/02	CR1&2	CR1&2	AEI Coal Sales Co , Inc.	1	19,207	2A	(f) F O B. Mine Price (\$/Ton)			\$44.29	Price Adjustment
3	11/01	CR1&2	CR1&2	Dynegy Marketing & Trade	3	10,296	2A	(k) Quality Adjustments			\$61.30	Quality Adjustment
4	11/01	CR1&2	CR1&2	Dynegy Marketing & Trade	3	10,296	2A	(k) Quality Adjustments <i>(see line above)</i>			\$61.24	SO2 Adjustment
5	11/01	CR1&2	CR1&2	Dynegy Marketing & Trade	6	10,986	2A	(k) Quality Adjustments			\$60.98	Quality Adjustment
6	11/01	CR1&2	CR1&2	Dynegy Marketing & Trade	6	10,986	2A	(k) Quality Adjustments <i>(see line above)</i>			\$60.68	SO2 Adjustment
7	12/01	CR1&2	CR1&2	Dynegy Marketing & Trade	7	10,239	2A	(k) Quality Adjustments			\$62.16	Quality Adjustment
8	12/01	CR1&2	CR1&2	Dynegy Marketing & Trade	7	10,239	2A	(k) Quality Adjustments <i>(see line above)</i>			\$62.33	SO2 Adjustment
9	12/01	CR1&2	CR1&2	Dynegy Marketing & Trade	8	9,829	2A	(k) Quality Adjustments			\$62.53	Quality Adjustment
10	12/01	CR1&2	CR1&2	Dynegy Marketing & Trade	8	9,829	2A	(k) Quality Adjustments <i>(see line above)</i>			\$62.28	SO2 Adjustment


MONTHLY REPORT OF COST AND QUALITY OF COAL FOR ELECTRIC PLANTS
 REPORT OF ADJUSTMENTS TO PREVIOUS COAL DELIVERIES

Page 2 of 2

- 1. Report for: Mo. March 2002
- 2. Reporting Company: Florida Power Corporation
- 3. Plant Name: Crystal River 1 & 2

4. Name, Title and Telephone Number of Contact Person Concerning Data Submitted on this Form
 Delmar J. Clark Jr., Business Analyst
 (727) 824-6616

5. Signature of Official Submitting Report


 Delmar J. Clark Jr., Business Analyst

6. Date Completed: May 15, 2002

Line No.	Month Reported	Form Plant Name	Intended Generating Plant	Supplier	Original Line Number	Old Volume (tons)	Form No.	Column Title	Old Value	New Value	New F.O.B. Plant Price	Reason for Revision
(a)	(b)	(c)	(d)	(e)	(f)	(g)	(h)	(i)	(j)	(k)	(l)	(m)
11	12/01	CR1&2	CR1&2	Dynegy Marketing & Trade	9	20,633	2A	(k) Quality Adjustments			\$64.51	Quality Adjustment
12	12/01	CR1&2	CR1&2	Dynegy Marketing & Trade	9	20,633	2A	(k) Quality Adjustments <i>(see line above)</i>			\$64.58	SO2 Adjustment
13	01/02	CR1&2	CR1&2	Consolidated Coal Sales	2	9,763	2A	(k) Quality Adjustments			\$56.05	Quality Adjustment
14	11/01	CR1&2	CR1&2	Massey Coal Sales Company, Inc.	8	61,076	2A	(k) Quality Adjustments			\$41.75	Quality Adjustment
15	12/01	CR1&2	CR1&2	Massey Coal Sales Company, Inc.	10	10,312	2A	(k) Quality Adjustments			\$42.70	Quality Adjustment
16	12/01	CR1&2	CR1&2	Massey Coal Sales Company, Inc.	11	39,651	2A	(k) Quality Adjustments			\$41.62	Quality Adjustment

MONTHLY REPORT OF COST AND QUALITY OF COAL FOR ELECTRIC PLANTS
 REPORT OF ADJUSTMENTS TO PREVIOUS COAL DELIVERIES

- 1. Report for: Mo. March 2002
- 2. Reporting Company: Florida Power Corporation
- 3. Plant Name: Crystal River 4 & 5

4. Name, Title and Telephone Number of Contact
 Person Concerning Data Submitted on this Form
 Delmar J. Clark Jr., Business Analyst
 (727) 824-6616

5. Signature of Official Submitting Report


 Delmar J. Clark Jr., Business Analyst

6. Date Completed: May 15, 2002

Line No.	Month Reported	Form Plant Name	Intended Generating Plant	Supplier	Original Line Number	Old Volume (tons)	Form No.	Column Title	Old Value	New Value	New F.O.B. Plant Price	Reason for Revision
(a)	(b)	(c)	(d)	(e)	(f)	(g)	(h)	(i)	(j)	(k)	(l)	(m)
1	02/02	CR4&5	CR4&5	Peabody Coal Sales, Inc	2	9,927	2A	(k) Quality Adjustments			\$55.08	Quality Adjustment
2	11/01	CR4&5	CR4&5	Massey Coal Sales Co., Inc.	9	19,551	2A	(k) Quality Adjustments			\$43.77	Quality Adjustment
3	12/01	CR4&5	CR4&5	Massey Coal Sales Co., Inc.	5	8,661	2A	(k) Quality Adjustments			\$43.11	Quality Adjustment