



Florida Power
A Progress Energy Company

ORIGINAL

JAMES A. MCGEE

August 29, 2002

Ms. Blanco S. Bayo, Director
Division of Records and Reporting
Florida Public Service Commission
2540 Shumard Oak Blvd.
Tallahassee, Florida 32399-0850

Re: Docket No. 020001-EI

Dear Ms. Bayo:

Enclosed for filing are ten (10) copies of Florida Power Corporation's FPSC 423 Forms for the month of June 2002. Forms 423-1A, 423-2, 423-2A, 423-2B, and 423-2C contained in this filing have been edited to delete certain confidential information. Florida Power's Request for Specified Confidential Treatment, which includes an unedited copy of the 423 Forms, has been submitted for filing this date under separate cover.

Please acknowledge your receipt and filing of the above on the enclosed copy of this letter and return same to me.

Very truly yours,

James A. McGee

AUS _____
CAF _____
CMP _____
COM 5
CTR _____
ECR _____
GCL _____
OPC _____
MMS _____
SEC 1
OTH _____

JAM:scc
Enclosures

cc: Parties of record

RECEIVED & FILED
RYM
FPSC-BUREAU OF RECORDS

DOCUMENT NUMBER - DATE

09198 AUG 30 2002

FPSC-COMMISSION CLERK

CERTIFICATE OF SERVICE

Docket No. 020001-EI

I HEREBY CERTIFY that a true copy of Florida Power Corporation's 423 Forms for the month of June 2002 have been furnished to the following individuals by regular U.S. Mail this 29th day of August 2002.

John Butler
Steel Hector & Davis
200 S. Biscayne Blvd.
Suite 4000
Miami, FL 33131

Jeffrey A. Stone, Esquire
Russell A. Badders, Esquire
Beggs and Lane
P. O. Box 12950
Pensacola, FL 32576-2950

Lee L. Willis, Esquire
James D. Beasley, Esquire
Ausley & McMullen
P. O. Box 391
Tallahassee, FL 32302


Wm. Cochran Keating, IV
Staff Counsel
Florida Public Service Commission
2540 Shumard Oak Boulevard
Tallahassee, FL 32399-0850

Stephen C. Burgess, Esquire
Office of the Public Counsel
111 West Madison Street
Room 812
Tallahassee, FL 32399-1400

Joseph A. McGlothlin, Esquire
Vicki Gordon Kaufman, Esquire
McWhirter, Reeves, McGlothlin,
Davidson, Decker, Kaufman,
Arnold & Steen, P.A.
117 S. Gadsden Street
Tallahassee, FL 32301

John McWhirter, Jr.
McWhirter, Reeves, McGlothlin,
Davidson, Decker, Kaufman,
Arnold & Steen, P.A.
400 North Tampa Street
Suite 2450
Tampa, FL 33601

Norman Horton, Jr., Esquire
Messer, Caparello & Self
P. O. Box 1876
Tallahassee, FL 32302



FPSC FORM 423-1

MONTHLY REPORT OF COST AND QUALITY OF FUEL FOR ELECTRIC PLANTS
ORIGIN, VOLUME, DELIVERED PRICE AND AS RECEIVED QUALITY

1 REPORTING MONTH 06/2002
2 REPORTING COMPANY FLORIDA POWER CORPORATION

3 NAME, TITLE TELEPHONE NUMBER OF CONTACT PERSON CONCERNING DATA

SUBMITTED ON THIS FORM JIMMY L WILSON, PROJECT ANALYST (919) 346-2132

4 SIGNATURE OF OFFICIAL SUBMITTED REPORT

Melanie Adams for Pam Murphy
PAM MURPHY - DIRECTOR GAS & OIL TRADING

5 DATE COMPLETED 08/16/2002

LINE NO.	PLANT NAME	SUPPLIER NAME	SHIPPING POINT	PURCHASE TYPE	DELIVERY LOCATION	DELIVERY DATE	DELIVERY TYPE	SULFUR CONTENT (%)	BTU CONTENT (Btu/gal)	VOLUME (Bbls)	DELIVERED PRICE (\$/Bbl)
(a)	(b)	(c)	(d)	(e)	(f)	(g)	(h)	(i)	(j)	(k)	(l)
1	Anclote	BP AMOCO	BP Amoco Tampa, FL	MTC	FOB PLANT	6/2002	FO2	0.49	138,097	532	\$31.1875
2	Avon Park Peakers	BP AMOCO	BP Amoco Tampa, FL	MTC	FOB PLANT	6/2002	FO2	0.49	138,097	1,059	\$31.3484
3	Bartow Peakers	NO DELIVERIES									
4	Bartow Steam Plant	NO DELIVERIES									
5	Bartow Steam Plant	RIO ENERGY INTERNATIONAL, INC	Rio Energy Intl, Inc Houston, TX	MTC	FOB TERMINAL	6/2002	FO6	1.46	156,745	581,417	\$24.1928
6	Bartow Steam Plant	RIO ENERGY INTERNATIONAL, INC	Rio Energy Intl, Inc Houston, TX	MTC	FOB TERMINAL	6/2002	FO6	1.74	157,696	232,863	\$24.2792
7	Bayboro Peakers	NO DELIVERIES									
8	Crystal River	BP AMOCO	BP Amoco Tampa, FL	MTC	FOB PLANT	6/2002	FO2	0.49	138,097	1,417	\$32.5753
9	Crystal River	BP AMOCO	BP Amoco Tampa, FL	MTC	FOB PLANT	6/2002	FO2	0.49	138,581	18,900	\$30.3758
10	Debary Peakers	BP AMOCO	BP Amoco Taft FL	MTC	FOB PLANT	6/2002	FO2	0.25	138,759	47,086	\$31.1460
11	Higgins Peakers	NO DELIVERIES									
12	Hines Energy Complex	NO DELIVERIES									
13	Intercession City Peakers	BP AMOCO	BP Amoco Tampa, FL	MTC	FOB PLANT	6/2002	FO2	0.17	139,067	55,797	\$30.2637
14	Rio Pinar Peakers	BP AMOCO	BP Amoco Taft, FL	MTC	FOB PLANT	6/2002	FO2	0.49	138,097	1,062	\$32.5702
15	Rio Pinar Peakers	BP AMOCO	BP Amoco Taft, FL	MTC	FOB PLANT	6/2002	FO2	0.49	138,097	531	\$32.5702
16	Suwannee Peakers	BP AMOCO	BP Amoco Bainbridge, GA	MTC	FOB PLANT	6/2002	FO2	0.49	138,581	6,372	\$31.4080
17	Suwannee Peakers	BP AMOCO	BP Amoco Jacksonville, FL	MTC	FOB PLANT	6/2002	FO2	0.49	138,097	3,183	\$31.4080
18	Suwannee Steam Plant	Four Way Oil Company, Inc	Four Way Oil Co Cairo, GA	MTC	FOB PLANT	6/2002	FO6	0.95	155,005	691	\$14.3659
19	Suwannee Steam Plant	Four Way Oil Company, Inc	Four Way Oil Co Cairo, GA	MTC	FOB PLANT	6/2002	FO6	1.33	156,644	271	\$14.3837

FPSC FORM 423-1(a)

SPECIFIED CONFIDENTIAL

MONTHLY REPORT OF COST AND QUALITY OF FUEL FOR ELECTRIC PLANTS
ORIGIN, VOLUME, DELIVERED PRICE AND AS RECEIVED QUALITY

1. REPORTING MONTH 06/2002
2. REPORTING COMPANY FLORIDA POWER CORPORATION

3. NAME, TITLE TELEPHONE NUMBER OF CONTACT PERSON CONCERNING DATA

SUBMITTED ON THIS FORM JIMMY L. WILSON, PROJECT ANALYST (919) 546-2132

4. SIGNATURE OF OFFICIAL SUBMITTED REPORT

Melanie Adams for Pam Murphy
PAM MURPHY - DIRECTOR GAS & OIL TRADING

5. DATE COMPLETED 08/16/2002

LINE NO	PLANT NAME	SUPPLIER NAME	DELIVERY LOCATION	DELIVERY DATE	TYPE OIL	VOLUME (Bbl)	INVOICE PRICE	INVOICE AMOUNT	DISCOUNT	NET AMOUNT	NET PRICE	QUALITY ADJUST	EFFECTIVE PURCHASE PRICE	TRANSPORT TO TERMINAL	ADDITIONAL TRANSPORT	OTHER CHARGES	DELIVERED PRICE
							(\$/Bbl)	(\$)	(\$)	(\$)	(\$/Bbl)	(\$/Bbl)	(\$/Bbl)	(\$/Bbl)	(\$/Bbl)	(\$/Bbl)	(\$/Bbl)
(a)	(b)	(c)	(d)	(e)	(f)	(g)	(h)	(i)	(j)	(k)	(l)	(m)	(n)	(o)	(p)	(q)	(r)
1	Anclote	BP AMOCO	FOB PLANT	6/2002	FO2	532									\$0 00		\$31 19
2	Avon Park Peakers	BP AMOCO	FOB PLANT	6/2002	FO2	1,059									\$0 00		\$31 35
3	Bartow Peakers	NO DELIVERIES															
4	Bartow Steam Plant	NO DELIVERIES															
5	Bartow Steam Plant	RIO ENERGY INTERNATIONAL	FOB TERMI	6/2002	FO6	581,417									\$0 00		\$24 19
6	Bartow Steam Plant	RIO ENERGY INTERNATIONAL	FOB TERMI	6/2002	FO6	232,863									\$0 00		\$24 28
7	Bayboro Peakers	NO DELIVERIES															
8	Crystal River	BP AMOCO	FOB PLANT	6/2002	FO2	1,417									\$0 00		\$32 58
9	Crystal River	BP AMOCO	FOB PLANT	6/2002	FO2	18,900									\$0 00		\$30 38
10	Debary Peakers	BP AMOCO	FOB PLANT	6/2002	FO2	47,086									\$0 00		\$31 15
11	Higgins Peakers	NO DELIVERIES															
12	Hines Energy Complex	NO DELIVERIES															
13	Intercession City Peakers	BP AMOCO	FOB PLANT	6/2002	FO2	55,797									\$0 00		\$30 26
14	Rio Pinar Peakers	BP AMOCO	FOB PLANT	6/2002	FO2	1,062									\$0 00		\$32 57
15	Rio Pinar Peakers	BP AMOCO	FOB PLANT	6/2002	FO2	531									\$0 00		\$32 57
16	Suwannee Peakers	BP AMOCO	FOB PLANT	6/2002	FO2	6,372									\$0 00		\$31 41
17	Suwannee Peakers	BP AMOCO	FOB PLANT	6/2002	FO2	3,183									\$0 00		\$31 41
18	Suwannee Steam Plant	Four Way Oil Company, Inc	FOB PLANT	6/2002	FO6	691									\$0 00		\$14 37
19	Suwannee Steam Plant	Four Way Oil Company, Inc	FOB PLANT	6/2002	FO6	271									\$0 00		\$14 38

**MONTHLY REPORT OF COST AND QUALITY OF COAL FOR ELECTRIC PLANTS
ORIGIN, TONNAGE, DELIVERED PRICE AND AS RECEIVED QUALITY**

- 1. Report for: Mo. June 2002
- 2. Reporting Company: Florida Power Corporation
- 3. Plant Name: Transfer Facility - IMT

4. Name, Title and Telephone Number of Contact Person Concerning Data Submitted on this Form
 Delmar J. Clark Jr., Business Analyst
 (727) 824-6616

5. Signature of Official Submitting Report


 Delmar J. Clark Jr., Lead Business Financial Analyst

6. Date Completed: August 15, 2002

Line No.	Supplier Name	Mine Location	Purchase Type	Transportation Mode	Tons	Effective Purchase Price (\$/Ton)	Total Transportation Cost (\$/Ton)	F.O.B. Plant Price (\$/Ton)	As Received Coal Quality			
									Percent Sulfur (%)	Btu Content (Btu/lb)	Percent Ash (%)	Percent Moisture (%)
(a)	(b)	(c)	(d)	(e)	(f)	(g)	(h)	(i)	(j)	(k)	(l)	(m)
1	Black Hawk Synfuel, LLC	08 , Wv , 39	S	B	3,396			\$66.07	0.70	12,154	11.65	7.56
2	Black Hawk Synfuel, LLC	08 , Wv , 39	S	B	5,101			\$62.82	0.69	12,241	11.80	6.97
3	Black Hawk Synfuel, LLC	08 , Wv , 39	MTC	B	42,516			\$55.32	0.67	12,265	11.71	6.84
4	Kanawha River Terminal	08 , Wv , 39	STC	B	40,132			\$49.46	0.67	12,267	11.34	7.24
5	Marmet Synfuel, LLC	08 , Wv , 39	STC	B	33,238			\$61.07	0.67	13,197	6.30	7.16
6	New River Synfuel, LLC	08 , Wv , 39	S	B	24,743			\$40.16	0.67	12,640	9.80	6.72

MONTHLY REPORT OF COST AND QUALITY OF COAL FOR ELECTRIC PLANTS
ORIGIN, TONNAGE, DELIVERED PRICE AND AS RECEIVED QUALITY

1. Report for: Mo. June 2002

2. Reporting Company: Florida Power Corporation

3. Plant Name: Crystal River 1 & 2

4. Name, Title and Telephone Number of Contact
Person Concerning Data Submitted on this Form
Delmar J. Clark Jr., Business Analyst
(727) 824-6616

5. Signature of Official Submitting Report

Delmar J. Clark Jr., Lead Business Financial Analyst

6. Date Completed: August 15, 2002

Line No.	Supplier Name	Mine Location	Purchase Type	Transportation Mode	Tons	Effective Purchase Price (\$/Ton)	Total Transportation Cost (\$/Ton)	F.O.B. Plant Price (\$/Ton)	As Received Coal Quality			
									Percent Sulfur (%)	Btu Content (Btu/lb)	Percent Ash (%)	Percent Moisture (%)
(a)	(b)	(c)	(d)	(e)	(f)	(g)	(h)	(i)	(j)	(k)	(l)	(m)
1	Consolidated Coal Sales	08 , Ky , 119	MTC	UR	9,697			\$56.10	1.24	12,645	9.23	5.97
2	Consolidated Coal Sales	08 , Ky , 133	MTC	UR	56,843			\$56.10	1.09	12,668	8.75	6.87
3	Massey Coal Sales Company, Inc.	08 , Ky , 195	MTC	UR	47,765			\$56.10	0.97	12,723	8.40	6.64
4	Quaker Coal Company, Inc.	08 , Ky , 195	MTC	UR	39,085			\$55.60	1.07	12,586	11.07	5.34
5	Transfer Facility	N/A	N/A	OB	N/A			N/A	N/A	N/A	N/A	N/A

MONTHLY REPORT OF COST AND QUALITY OF COAL FOR ELECTRIC PLANTS
ORIGIN, TONNAGE, DELIVERED PRICE AND AS RECEIVED QUALITY

- 1. Report for: Mo. June 2002
- 2. Reporting Company: Florida Power Corporation
- 3. Plant Name: Crystal River 4 & 5

4. Name, Title and Telephone Number of Contact Person Concerning Data Submitted on this Form
Delmar J. Clark Jr., Business Analyst
(727) 824-6616

5. Signature of Official Submitting Report

Delmar J. Clark Jr., Lead Business Financial Analyst

6. Date Completed: August 15, 2002

Line No.	Supplier Name	Mine Location	Purchase Type	Transportation Mode	Tons	Effective Purchase Price (\$/Ton)	Total Transportation Cost (\$/Ton)	F.O.B. Plant Price (\$/Ton)	As Received Coal Quality			
									Percent Sulfur (%)	Btu Content (Btu/lb)	Percent Ash (%)	Percent Moisture (%)
(a)	(b)	(c)	(d)	(e)	(f)	(g)	(h)	(i)	(j)	(k)	(l)	(m)
1	Alliance Coal Sales Corp.	08 , Ky , 195	MTC	UR	19,713			\$57.88	0.58	12,745	8.20	6.62
2	Amvest Coal Sales, Inc.	08 , Wv , 67	MTC	UR	9,442			\$59.21	0.71	12,761	10.23	4.98
3	Massey Coal Sales Co., Inc.	08 , Wv , 45	LTC	UR	48,733			\$57.71	0.65	12,274	11.48	6.22
4	Quaker Coal Company, Inc.	08 , Ky , 195	LTC	UR	28,901			\$50.38	0.66	12,578	10.50	5.92
5	Transfer Facility	N/A	N/A	OB	131,224			\$62.96	0.68	12,566	7.51	9.18

MONTHLY REPORT OF COST AND QUALITY OF COAL FOR ELECTRIC PLANTS
ORIGIN, TONNAGE, DELIVERED PRICE AND AS RECEIVED QUALITY


1. Report for: Mo. June 2002

2. Reporting Company: Florida Power Corporation

3. Plant Name: Transfer Facility - IMT

4. Name, Title and Telephone Number of Contact
Person Concerning Data Submitted on this Form
Delmar J. Clark Jr., Business Analyst
(727) 824-6616

5. Signature of Official Submitting Report


Delmar J. Clark Jr., Lead Business Financial Analyst

6. Date Completed: August 15, 2002

Line No.	Supplier Name	Mine Location	Purchase Type	Tons	F.O.B. Mine Price (\$/Ton)	Short Haul & Loading Charges (\$/Ton)	Original Invoice Price (\$/Ton)	Retro-active Price Inc(Dec) (\$/Ton)	Base Price (\$/Ton)	Quality Adjustments (\$/Ton)	Effective Purchase Price (\$/Ton)
(a)	(b)	(c)	(d)	(e)	(f)	(g)	(h)	(i)	(j)	(k)	(l)
1	Black Hawk Synfuel, LLC	08 , Wv , 39	S	3,396		\$0.00					
2	Black Hawk Synfuel, LLC	08 , Wv , 39	S	5,101		\$0.00					
3	Black Hawk Synfuel, LLC	08 , Wv , 39	MTC	42,516		\$0.00					
4	Kanawha River Terminal	08 , Wv , 39	STC	40,132		\$0.00					
5	Marmet Synfuel, LLC	08 , Wv , 39	STC	33,238		\$0.00					
6	New River Synfuel, LLC	08 , Wv , 39	S	24,743		\$0.00					

**MONTHLY REPORT OF COST AND QUALITY OF COAL FOR ELECTRIC PLANTS
ORIGIN, TONNAGE, DELIVERED PRICE AND AS RECEIVED QUALITY**

- 1. Report for: Mo. June 2002
- 2. Reporting Company: Florida Power Corporation
- 3. Plant Name: Crystal River 1 & 2

4. Name, Title and Telephone Number of Contact Person Concerning Data Submitted on this Form
 Delmar J. Clark Jr., Business Analyst
 (727) 824-6616

5. Signature of Official Submitting Report

Delmar J. Clark Jr.
 Delmar J. Clark Jr., Lead Business Financial Analyst

6. Date Completed: August 15, 2002


Line No.	Supplier Name	Mine Location	Purchase Type	Tons	F.O.B. Mine Price (\$/Ton)	Short Haul & Loading Charges (\$/Ton)	Original Invoice Price (\$/Ton)	Retro-active Price Increases (\$/Ton)	Base Price (\$/Ton)	Quality Adjust-ments (\$/Ton)	Effective Purchase Price (\$/Ton)
(a)	(b)	(c)	(d)	(e)	(f)	(g)	(h)	(i)	(j)	(k)	(l)
1	Consolidated Coal Sales	08 , Ky , 119	MTC	9,697		\$0.00					
2	Consolidated Coal Sales	08 , Ky , 133	MTC	56,843		\$0.00					
3	Massey Coal Sales Company, Inc.	08 , Ky , 195	MTC	47,765		\$0.00					
4	Quaker Coal Company, Inc.	08 , Ky , 195	MTC	39,085		\$0.00					
5	Transfer Facility	N/A	N/A	N/A		N/A					

MONTHLY REPORT OF COST AND QUALITY OF COAL FOR ELECTRIC PLANTS
ORIGIN, TONNAGE, DELIVERED PRICE AND AS RECEIVED QUALITY

- 1. Report for: Mo. June 2002
- 2. Reporting Company: Florida Power Corporation
- 3. Plant Name: Crystal River 4 & 5

4. Name, Title and Telephone Number of Contact Person Concerning Data Submitted on this Form
Delmar J. Clark Jr., Business Analyst
(727) 824-6616

5. Signature of Official Submitting Report


Delmar J. Clark Jr., Lead Business Financial Analyst

6. Date Completed: August 15, 2002

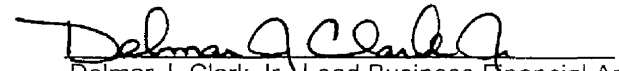
Line No.	Supplier Name	Mine Location	Purchase Type	Tons	F.O.B. Mine Price (\$/Ton)	Short Haul & Loading Charges (\$/Ton)	Original Invoice Price (\$/Ton)	Retro-active Price Increases (\$/Ton)	Base Price (\$/Ton)	Quality Adjustments (\$/Ton)	Effective Purchase Price (\$/Ton)
(a)	(b)	(c)	(d)	(e)	(f)	(g)	(h)	(i)	(j)	(k)	(l)
1	Alliance Coal Sales Corp.	08 , Ky , 195	MTC	19,713		\$0.00					
2	Amvest Coal Sales, Inc.	08 , Wv , 67	MTC	9,442		\$0.00					
3	Massey Coal Sales Co., Inc.	08 , Wv , 45	LTC	48,733		\$0.00					
4	Quaker Coal Company, Inc.	08 , Ky , 195	LTC	28,901		\$0.00					
5	Transfer Facility	N/A	N/A	131,224		\$0.00					

MONTHLY REPORT OF COST AND QUALITY OF COAL FOR ELECTRIC PLANTS
ORIGIN, TONNAGE, DELIVERED PRICE AND AS RECEIVED QUALITY

- 1. Report for: Mo. June 2002
- 2. Reporting Company: Florida Power Corporation
- 3. Plant Name: Transfer Facility - IMT

4. Name, Title and Telephone Number of Contact Person Concerning Data Submitted on this Form
Delmar J. Clark Jr., Business Analyst
(727) 824-6616

5. Signature of Official Submitting Report



Delmar J. Clark Jr., Lead Business Financial Analyst

6. Date Completed: August 15, 2002

Line No.	Supplier Name	Mine Location	Shipping Point	Transportation Mode	Tons	Effective Purchase Price (\$/Ton)	Additional Shorthaul & Loading Charges (\$/Ton)	Rail Rate (\$/Ton)	Other Rail Charges (\$/Ton)	River Barge Rate (\$/Ton)	Trans-loading Rate (\$/Ton)	Ocean Barge Rate (\$/Ton)	Other Water Charges (\$/Ton)	Other Related Charges (\$/Ton)	Transportation Charges (\$/Ton)	F.O.B. Plant Price (\$/Ton)
(a)	(b)	(c)	(d)	(e)	(f)	(g)	(h)	(i)	(j)	(k)	(l)	(m)	(n)	(o)	(p)	(q)
1	Black Hawk Synfuel, LLC	08 , Wv , 39	Kanawha,Wv	B	3,396		N/A	N/A	N/A	N/A	N/A	N/A	N/A	N/A		\$66.07
2	Black Hawk Synfuel, LLC	08 , Wv , 39	Kanawha,Wv	B	5,101		N/A	N/A	N/A	N/A	N/A	N/A	N/A	N/A		\$62.82
3	Black Hawk Synfuel, LLC	08 , Wv , 39	Kanawha,Wv	B	42,516		N/A	N/A	N/A	N/A	N/A	N/A	N/A	N/A		\$55.32
4	Kanawha River Terminal	08 , Wv , 39	Kanawha,Wv	B	40,132		N/A	N/A	N/A	N/A	N/A	N/A	N/A	N/A		\$49.46
5	Marmet Synfuel, LLC	08 , Wv , 39	Kanawha,Wv	B	33,238		N/A	N/A	N/A	N/A	N/A	N/A	N/A	N/A		\$61.07
6	New River Synfuel, LLC	08 , Wv , 39	Kanawha,Wv	B	24,743		N/A	N/A	N/A	N/A	N/A	N/A	N/A	N/A		\$40.16

**MONTHLY REPORT OF COST AND QUALITY OF COAL FOR ELECTRIC PLANTS
ORIGIN, TONNAGE, DELIVERED PRICE AND AS RECEIVED QUALITY**

1. Report for: Mo. June 2002
 2. Reporting Company: Florida Power Corporation
 3. Plant Name: Crystal River 1 & 2

4. Name, Title and Telephone Number of Contact Person Concerning Data Submitted on this Form
 Delmar J. Clark Jr., Business Analyst
 (727) 824-6616

5. Signature of Official Submitting Report


 Delmar J. Clark Jr., Lead Business Financial Analyst

6. Date Completed: August 15, 2002


Line No.	Supplier Name	Mine Location	Shipping Point	Transportation Mode	Tons	Effective Purchase Price (\$/Ton)	Additional Shorthaul & Loading Charges (\$/Ton)	Rail Rate (\$/Ton)	Other Rail Charges (\$/Ton)	River Barge Rate (\$/Ton)	Trans-loading Rate (\$/Ton)	Ocean Barge Rate (\$/Ton)	Other Water Charges (\$/Ton)	Other Related Charges (\$/Ton)	Transportation Charges (\$/Ton)	F.O.B. Plant Price (\$/Ton)
(a)	(b)	(c)	(d)	(e)	(f)	(g)	(h)	(i)	(j)	(k)	(l)	(m)	(n)	(o)	(p)	(q)
1	Consolidated Coal Sales	08 , Ky , 119	Knott, Ky	UR	9,697		N/A			N/A	N/A	N/A	\$0.00	\$0.00		\$56.10
2	Consolidated Coal Sales	08 , Ky , 133	Letcher, Ky	UR	56,843		N/A			N/A	N/A	N/A	\$0.00	\$0.00		\$56.10
3	Massey Coal Sales Company, Inc.	08 , Ky , 195	Pike, Ky	UR	47,765		N/A			N/A	N/A	N/A	\$0.00	\$0.00		\$56.10
4	Quaker Coal Company, Inc.	08 , Ky , 195	Pike, Ky	UR	39,085		N/A			N/A	N/A	N/A	\$0.00	\$0.00		\$55.60
5	Transfer Facility	N/A	Plaquemines Parrish, La	OB	N/A		N/A			N/A	N/A	N/A	\$0.00	\$0.00		N/A

**MONTHLY REPORT OF COST AND QUALITY OF COAL FOR ELECTRIC PLANTS
ORIGIN, TONNAGE, DELIVERED PRICE AND AS RECEIVED QUALITY**

- 1. Report for: Mo. June 2002
- 2. Reporting Company: Florida Power Corporation
- 3. Plant Name: Crystal River 4 & 5

4. Name, Title and Telephone Number of Contact Person Concerning Data Submitted on this Form
 Delmar J. Clark Jr., Business Analyst
 (727) 824-6616

5. Signature of Official Submitting Report


 Delmar J. Clark Jr., Lead Business Financial Analyst

6. Date Completed: August 15, 2002


Line No.	Supplier Name	Mine Location	Shipping Point	Transportation Mode	Tons	Effective Purchase Price (\$/Ton)	Additional Shorthaul & Loading Charges (\$/Ton)	Rail Rate (\$/Ton)	Other Rail Charges (\$/Ton)	River Barge Rate (\$/Ton)	Trans-loading Rate (\$/Ton)	Ocean Barge Rate (\$/Ton)	Other Water Charges (\$/Ton)	Other Related Charges (\$/Ton)	Transportation Charges (\$/Ton)	F.O.B. Plant Price (\$/Ton)
1	Alliance Coal Sales Corp.	08 , Ky , 195	Pike, Ky	UR	19,713		N/A			N/A	N/A	N/A	\$0.00	\$0.00		\$57.88
2	Amvest Coal Sales, Inc.	08 , Wv , 67	Nicholas, Wv	UR	9,442		N/A			N/A	N/A	N/A	\$0.00	\$0.00		\$59.21
3	Massey Coal Sales Co., Inc.	08 , Wv , 45	Logan, Wv	UR	48,733		N/A			N/A	N/A	N/A	\$0.00	\$0.00		\$57.71
4	Quaker Coal Company, Inc.	08 , Ky , 195	Pike, Ky	UR	28,901		N/A			N/A	N/A	N/A	\$0.00	\$0.00		\$50.38
5	Transfer Facility	N/A	Plaquemines Parrish, La	OB	131,224		N/A			N/A	N/A	N/A	\$0.00	\$0.00		\$62.96

**MONTHLY REPORT OF COST AND QUALITY OF COAL FOR ELECTRIC PLANTS
REPORT OF ADJUSTMENTS TO PREVIOUS COAL DELIVERIES**

- 1. Report for: Mo. June 2002
- 2. Reporting Company: Florida Power Corporation
- 3. Plant Name: Crystal River 1 & 2

4. Name, Title and Telephone Number of Contact Person Concerning Data Submitted on this Form
 Delmar J. Clark Jr., Business Analyst
 (727) 824-6616

5. Signature of Official Submitting Report


 Delmar J. Clark Jr., Lead Business Financial Analyst

6. Date Completed: August 15, 2002

Line No.	Month Reported	Form Plant Name	Intended Generating Plant	Supplier	Original Line Number	Old Volume (tons)	Form No.	Column Title	Old Value	New Value	New F.O.B. Plant Price	Reason for Revision
(a)	(b)	(c)	(d)	(e)	(f)	(g)	(h)	(i)	(j)	(k)	(l)	(m)

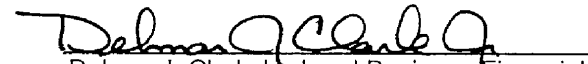
===== NONE =====

**MONTHLY REPORT OF COST AND QUALITY OF COAL FOR ELECTRIC PLANTS
REPORT OF ADJUSTMENTS TO PREVIOUS COAL DELIVERIES**

- 1. Report for: Mo. June 2002
- 2. Reporting Company: Florida Power Corporation
- 3. Plant Name: Crystal River 4 & 5

4. Name, Title and Telephone Number of Contact Person Concerning Data Submitted on this Form
 Delmar J. Clark Jr., Business Analyst
 (727) 824-6616

5. Signature of Official Submitting Report


 Delmar J. Clark Jr., Lead Business Financial Analyst

6. Date Completed: August 15, 2002

Line No.	Month Reported	Form Plant Name	Intended Generating Plant	Supplier	Original Line Number	Old Volume (tons)	Form No.	Column Title	Old Value	New Value	New F.O.B. Plant Price	Reason for Revision
(a)	(b)	(c)	(d)	(e)	(f)	(g)	(h)	(i)	(j)	(k)	(l)	(m)


===== NONE =====

**MONTHLY REPORT OF COST AND QUALITY OF COAL FOR ELECTRIC PLANTS
REPORT OF ADJUSTMENTS TO PREVIOUS COAL DELIVERIES**

- 1. Report for: Mo. June 2002
- 2. Reporting Company: Florida Power Corporation
- 3. Plant Name: Transfer Facility - IMT

4. Name, Title and Telephone Number of Contact Person Concerning Data Submitted on this Form
 Delmar J. Clark Jr., Business Analyst
 (727) 824-6616

5. Signature of Official Submitting Report


 Delmar J. Clark Jr., Lead Business Financial Analyst

6. Date Completed: August 15, 2002

Line No.	Month Reported	Form Plant Name	Intended Generating Plant	Supplier	Original Line Number	Old Volume (tons)	Form No.	Column Title	Old Value	New Value	New F.O.B. Plant Price	Reason for Revision
(a)	(b)	(c)	(d)	(e)	(f)	(g)	(h)	(i)	(j)	(k)	(l)	(m)

===== NONE =====