



R. Wade Litchfield  
Senior Attorney  
Florida Authorized House Counsel  
Florida Power & Light Company  
700 Universe Boulevard  
Juno Beach, FL 33408-0420  
(561) 691-7135 (Facsimile)

Writer's Direct Dial:  
(561) 691-7101

January 7, 2003

**VIA HAND DELIVERY**

Ms. Blanca S. Bayó, Director  
Division of the Commission Clerk and  
Administrative Services  
Florida Public Service Commission  
Betty Easley Conference Center, Room 110  
2540 Shumard Oak Boulevard  
Tallahassee, Florida 32399-0850

**Re: Docket No. 030001-EI – Monthly Fuel Filings**

Dear Ms. Bayó:

Enclosed herewith for filing are the original and five (5) copies of the following monthly fuel reports for FPL:

- (a) FPSC Forms 423-1, 423-1(a), and 423-1(b) for Florida Power & Light Company for the month of October 2002;
- (b) FPSC Forms 423-2, 423-2(a), and 423-2(b) for St. Johns River Power Park (SJRPP) for the month of October 2002; and
- (c) FPSC Forms 423-2, 423-2(a), and 423-2(b) for Plant Scherer for the month of September 2002.

FPL's Request for Confidential Classification of the information removed from FPL FPSC Form 423 1(a) and SJRPP FPSC Forms 423-2, 423-2(a), and 423-2(b) is being filed under separate cover. Should you have any questions regarding this filing, please contact me at (561) 691-7101.

Thank you for your attention to this matter, I remain,

Sincerely,

R. Wade Litchfield

RWL/ec  
Enclosures  
cc: Service List

Doc/423 Fuel Filing/October 2002  
an FPL Group company

DOCUMENT NUMBER-DATE

00193 JAN-78

FPSC-COMMISSION CLERK

FPSC FORM NO. 423-1

MONTHLY REPORT OF COST AND QUALITY OF FUEL OIL FOR ELECTRIC PLANTS  
ORIGIN, VOLUME, DELIVERED PRICE AND AS RECEIVED QUANTITY

1. REPORTING MONTH: OCT YEAR: 2002

2. REPORTING COMPANY: FLORIDA POWER &amp; LIGHT COMPANY

3. NAME, TITLE TELEPHONE NUMBER OF CONTACT PERSON CONCERNING DATA  
SUBMITTED ON THIS FORM: RITA MCLELLAN, REGULATORY AFFAIRS, (305) - 552- 40694. SIGNATURE OF OFFICIAL SUBMITTING REPORT: *Rita Mclellan*

5. DATE COMPLETED: 12/18/2002

LINE NO	PLANT	SUPPLIER	SHIPPING POINT	PURCHASE TYPE	DELIVERY LOCATION	DELIVERY DATE	TYPE OIL	SULFUR (%)	BTU CONTENT (BTU / GAL)	VOLUME (BBLs)	PRICE (\$/BBL)
1	MANATEE	EL PASO	ST ROSE	MTC	PORT MANATEE	10/07/2002	F06	0.97	152238	145923	28.0430
2	RIVIERA	EL PASO	HFOTI & ST ROSE	MTC	RIVIERA	10/20/2002	F06	0.99	152595	146406	27.8430
3	TURKEY POINT	EL PASO	HFOTI	MTC	FISHER ISLAND	10/31/2002	F06	0.95	149595	145503	27.4440
4	PT. EVERGLADES	PETROBRAS	SANTOS, BRAZIL	MTC	PORT EVERGLADES	10/20/2002	F06	0.79	152214	304856	16.7800
5	MARTIN	VITOL	BAHAMAS	MTC	PALM BEACH	10/01/2002	F06	0.69	152143	83784	27.5540
6	MARTIN	VPEM	MT AIRY	MTC	PALM BEACH	10/24/2002	F06	0.98	154524	39168	28.5110
7	MARTIN	VPEM	BAHAMAS	MTC	PALM BEACH	10/28/2002	F06	0.97	152548	146380	28.5110
8	RIVIERA	VPEM	ST ROSE	MTC	RIVIERA	10/02/2002	F06	1.00	153357	139221	28.5110
9	RIVIERA	VPEM	MARRERO	MTC	RIVIERA	10/12/2002	F06	0.97	154190	148641	28.5110
10	RIVIERA	VPEM	MT AIRY	MTC	RIVIERA	10/24/2002	F06	0.98	154524	110758	28.5110
11	MARTIN	EL PASO	HFOTI & ST ROSE	S	PALM BEACH	10/21/2002	F06	0.69	151857	125784	29.4650
12	MANATEE	EL PASO	ST ROSE	S	PORT MANATEE	10/09/2002	F06	0.97	152119	127993	26.2050
13	TURKEY POINT	EL PASO	HFOTI & ST ROSE	S	FISHER ISLAND	10/21/2002	F06	0.93	151595	107813	28.8600
14	PT. EVERGLADES	GLENCORE	HFOTI	S	PORT EVERGLADES	10/31/2002	F06	0.96	152643	109277	28.8410
15	MANATEE	J ARON	BAHAMAS	S	PORT MANATEE	10/15/2002	F06	1.00	151476	315865	27.1430
16	MANATEE	SHELL	ST ROSE	S	PORT MANATEE	10/17/2002	F06	1.00	153119	170349	27.4380
17	MANATEE	SHELL	ST ROSE	S	PORT MANATEE	10/21/2002	F06	0.99	150952	124070	26.7750
18	CAPE CANAVERAL	VITOL	BAHAMAS	S	PORT CANAVERAL	10/18/2002	F06	0.98	154262	234159	27.1050
19	CAPE CANAVERAL	VITOL	BAHAMAS	S	PORT CANAVERAL	10/26/2002	F06	1.00	151405	159419	26.3280
20	SANFORD	VITOL	BAHAMAS	S	JACKSONVILLE	10/17/2002	F06	0.98	154024	65203	27.2270
21	MARTIN	WPI	BAHAMAS	S	PALM BEACH	10/22/2002	F06	0.67	151357	100038	29.4230
22	MARTIN	WPI	BAHAMAS	S	PALM BEACH	10/26/2002	F06	0.65	151619	101876	29.3400
23	MANATEE	WPI	MARRERO	S	PORT MANATEE	10/25/2002	F06	0.92	152881	118525	28.4400
24	PT. EVERGLADES	WPI	BAHAMAS	S	PORT EVERGLADES	10/12/2002	F06	1.00	150548	200660	28.7300
25	TURKEY POINT	WPI	N.O. & BAHAMAS	S	FISHER ISLAND	10/18/2002	F06	1.00	151738	98397	28.8900
26	MANATEE	ELPASO	NA-TRUCK DELIVERY	STC		10/19/2002	F02	N/A	N/A	7443	*
27	MANATEE	ELPASO	NA-TRUCK DELIVERY	STC		10/19/2002	F02	N/A	N/A	7424	*

MONTHLY REPORT OF COST AND QUALITY OF FUEL OIL FOR ELECTRIC PLANTS  
ORIGIN, VOLUME, DELIVERED PRICE AND AS RECEIVED QUANTITY

FPSC FORM NO. 423-1

1. REPORTING MONTH: OCT YEAR: 2002

2. REPORTING COMPANY: FLORIDA POWER &amp; LIGHT COMPANY

3. NAME, TITLE TELEPHONE NUMBER OF CONTACT PERSON CONCERNING DATA  
SUBMITTED ON THIS FORM: RITA MCLELLAN, REGULATORY AFFAIRS, (305) - 552- 40694. SIGNATURE OF OFFICIAL SUBMITTING REPORT: *M. King*

5. DATE COMPLETED: 12/18/2002

LINE NO	PLANT	SUPPLIER	SHIPPING POINT	PURCHASE TYPE	DELIVERY LOCATION	DELIVERY DATE	TYPE OIL	SULFUR (%)	BTU CONTENT (BTU / GAL)	VOLUME (BBL)	PRICE (\$/BBL)
28	PT. EVERGLADES	EL PASO	NA-TRUCK DELIVERY			10/28/2002	F03	N/A	N/A	15003	46.0700
29	PT. EVERGLADES	EL PASO	NA-TRUCK DELIVERY			10/31/2002	F03	N/A	N/A	29977	46.3400
30	PT. EVERGLADES	EL PASO	NA-TRUCK DELIVERY			10/31/2002	F03	N/A	N/A	15068	46.1600
31	MARTIN	PORT	NA-TRUCK DELIVERY			10/31/2002	F03	N/A	N/A	33077	42.0000
32	FT. MYERS	ROYAL	NA-TRUCK DELIVERY			10/28/2002	F03	N/A	N/A	5359	42.5000
33	TURKEY POINT	AMERIGAS	NA-TRUCK DELIVERY	STC		10/08/2002	PRO	N/A	N/A	8	45.2200
34	TURKEY POINT	AMERIGAS	NA-TRUCK DELIVERY	STC		10/31/2002	PRO	N/A	N/A	6	45.2200
35	PT. EVERGLADES	AMERIGAS	NA-TRUCK DELIVERY	STC		10/01/2002	PRO	N/A	N/A	2	44.3200
36	PT. EVERGLADES	AMERIGAS	NA-TRUCK DELIVERY	STC		10/10/2002	PRO	N/A	N/A	5	44.3200
37	PT. EVERGLADES	AMERIGAS	NA-TRUCK DELIVERY	STC		10/16/2002	PRO	N/A	N/A	4	44.5900
38	PT. EVERGLADES	AMERIGAS	NA-TRUCK DELIVERY	STC		10/24/2002	PRO	N/A	N/A	4	44.5200
39	PT. EVERGLADES	AMERIGAS	NA-TRUCK DELIVERY	STC		10/30/2002	PRO	N/A	N/A	4	44.5200
40	PT. EVERGLADES	AMERIGAS	NA-TRUCK DELIVERY	STC		10/30/2002	PRO	N/A	N/A	4	44.5200
41	RIVIERA	FERRELLGAS	NA-TRUCK DELIVERY	STC		10/01/2002	PRO	N/A	N/A	6	40.9800
42	RIVIERA	FERRELLGAS	NA-TRUCK DELIVERY	STC		10/04/2002	PRO	N/A	N/A	4	40.7600
43	RIVIERA	FERRELLGAS	NA-TRUCK DELIVERY	STC		10/08/2002	PRO	N/A	N/A	4	36.7300
44	RIVIERA	FERRELLGAS	NA-TRUCK DELIVERY	STC		10/11/2002	PRO	N/A	N/A	4	40.8700
45	RIVIERA	FERRELLGAS	NA-TRUCK DELIVERY	STC		10/15/2002	PRO	N/A	N/A	4	41.1000
46	RIVIERA	FERRELLGAS	NA-TRUCK DELIVERY	STC		10/18/2002	PRO	N/A	N/A	3	41.2700
47	RIVIERA	FERRELLGAS	NA-TRUCK DELIVERY	STC		10/22/2002	PRO	N/A	N/A	3	36.9000
48	RIVIERA	FERRELLGAS	NA-TRUCK DELIVERY	STC		10/25/2002	PRO	N/A	N/A	4	41.1800
49	RIVIERA	FERRELLGAS	NA-TRUCK DELIVERY	STC		10/29/2002	PRO	N/A	N/A	3	41.0300
50	MARTIN	INDIANTOWN	NA-TRUCK DELIVERY	STC		10/28/2002	PRO	N/A	N/A	11	34.8600
51	MANATEE	SUBURBAN	NA-TRUCK DELIVERY	STC		10/18/2002	PRO	N/A	N/A	3	42.6500
52	SANFORD	SUBURBAN	NA-TRUCK DELIVERY	STC		10/11/2002	PRO	N/A	N/A	9	42.4200
53	MANATEE	SUBURBAN	NA-TRUCK DELIVERY	STC		10/30/2002	PRO	N/A	N/A	24	42 1100
54	CAPE CANAVERAL	SUBURBAN	NA-TRUCK DELIVERY	STC		10/04/2002	PRO	N/A	N/A	6	40.9700

# EDITED COPY

## MONTHLY REPORT OF COST AND QUALITY OF FUEL OIL FOR ELECTRIC PLANTS DETAIL OF INVOICE AND TRANSPORTATION CHARGES

FPSC FORM NO. 423-1 (a)

1. REPORTING MONTH: OCT YEAR: 2002

2. REPORTING COMPANY: FLORIDA POWER LIGHT COMPANY

3. NAME, TITLE TELEPHONE NUMBER OF CONTACT PERSON CONCERNING DATA  
SUBMITTED ON THIS FORM: RITA MCLELLAN, REGULATORY AFFAIRS, (305) 552 - 4069

4. SIGNATURE OF OFFICIAL SUBMITTING REPORT: *R. King*

5. DATE COMPLETED: 12/18/2002

(A)	(B)	(C)	(D)	(E)	(F)	(G)	(H)	(I)	(J)	(K)	(L)	(M)	(N)	(O)	(P)	(Q)	(R)
LINE NO.	PLANT	SUPPLIER	DELIVERY LOCATION	DELIVERY DATE	TYPE OIL	VOLUME (BBL)	INVOICE PRICE (\$/BBL)	INVOICE AMOUNT (\$)	DISCOUNT (\$)	NET AMOUNT (\$)	NET PRICE (\$/BBL)	QUALITY ADJUST. (\$/BBL)	EFFECTIVE PUR PRICE (\$/BBL)	TRANSP TO TERM (\$/BBL)	ADDITIONAL TRANS CHGS (\$/BBL)	OTHER CHGS (\$/BBL)	DELIVERED PRICE (\$/BBL)
1	MANATEE	EL PASO	PORT MANATEE	10/07/2002	F06	145923											28.2787
2	RIVIERA	EL PASO	RIVIERA	10/20/2002	F06	146406											28.0350
3	TURKEY POINT	EL PASO	FISHER ISLAND	10/31/2002	F06	145503											28.2269
4	PT. EVERGLADES	PETROBRAS	PORT EVERGLADES	10/20/2002	F06	304856											17.0242
5	MARTIN	VITOL	PALM BEACH	10/01/2002	F06	83784											27.9919
6	MARTIN	VPEM	PALM BEACH	10/24/2002	F06	39168											28.9489
7	MARTIN	VPEM	PALM BEACH	10/28/2002	F06	146380											28.9489
8	RIVIERA	VPEM	RIVIERA	10/02/2002	F06	139221											28.7030
9	RIVIERA	VPEM	RIVIERA	10/12/2002	F06	148641											28.7030
10	RIVIERA	VPEM	RIVIERA	10/24/2002	F06	110758											28.7030
11	MARTIN	EL PASO	PALM BEACH	10/21/2002	F06	125784											29.9029
12	MANATEE	EL PASO	PORT MANATEE	10/09/2002	F06	127993											26.4407
13	TURKEY POINT	EL PASO	FISHER ISLAND	10/21/2002	F06	107813											29.6429
14	PT. EVERGLADES	GLENCORE	PORT EVERGLADES	10/31/2002	F06	109277											29.0852
15	MANATEE	J ARON	PORT MANATEE	10/15/2002	F06	315865											27.3787
16	MANATEE	SHELL	PORT MANATEE	10/17/2002	F06	170349											27.6737
17	MANATEE	SHELL	PORT MANATEE	10/21/2002	F06	124070											27.0107
18	CAPE CANAVERAL	VITOL	PORT CANAVERAL	10/18/2002	F06	234159											27.6615
19	CAPE CANAVERAL	VITOL	PORT CANAVERAL	10/26/2002	F06	159419											26.8845
20	SANFORD	VITOL	JACKSONVILLE	10/17/2002	F06	65203											28.4941
21	MARTIN	WPI	PALM BEACH	10/22/2002	F06	100038											29.8609
22	MARTIN	WPI	PALM BEACH	10/26/2002	F06	101876											29.7779
23	MANATEE	WPI	PORT MANATEE	10/25/2002	F06	118525											28.6757
24	PT. EVERGLADES	WPI	PORT EVERGLADES	10/12/2002	F06	200660											28.9742
25	TURKEY POINT	WPI	FISHER ISLAND	10/18/2002	F06	98397											29.6729
26	MANATEE	ELPASO		10/19/2002	F02	7424											42.2100
27	MANATEE	ELPASO		10/19/2002	F02	7443											42.2100
28	PFL	EL PASO		10/28/2002	F03	15003											46.0700
29	PFL	EL PASO		10/31/2002	F03	29977											46.5200
30	PT. EVERGLADES	EL PASO		10/31/2002	F03	15068											46.1600

# EDITED COPY

MONTHLY REPORT OF COST AND QUALITY OF FUEL OIL FOR ELECTRIC PLANTS  
DETAIL OF INVOICE AND TRANSPORTATION CHARGES

FPSC FORM NO. 423-1 (a)

1. REPORTING MONTH: OCT YEAR: 2002

2. REPORTING COMPANY: FLORIDA POWER LIGHT COMPANY

3. NAME, TITLE TELEPHONE NUMBER OF CONTACT PERSON CONCERNING DATA  
SUBMITTED ON THIS FORM: RITA MCLELLAN, REGULATORY AFFAIRS, (305) 552 - 4069

4. SIGNATURE OF OFFICIAL SUBMITTING REPORT: 

5. DATE COMPLETED: 12/18/2002

(A)	(B)	(C)	(D)	(E)	(F)	(G)	(H)	(I)	(J)	(K)	(L)	(M)	(N)	(O)	(P)	(Q)	(R)
LINE NO.	PLANT	SUPPLIER	DELIVERY LOCATION	DELIVERY DATE	TYPE OIL	VOLUME (BBL)	INVOICE PRICE (\$/BBL)	INVOICE AMOUNT (\$)	DISCOUNT (\$)	NET AMOUNT (\$)	NET PRICE (\$/BBL)	QUALITY ADJUST. (\$/BBL)	EFFECTIVE PUR PRICE (\$/BBL)	TRANSP TO TERM (\$/BBL)	ADDITIONAL TRANS CHGS (\$/BBL)	OTHER CHGS (\$/BBL)	DELIVERED PRICE (\$/BBL)
31	MARTIN	PORT		10/31/2002	F03	33077											42.0000
32	FT. MYERS	ROYAL		10/28/2002	F03	5359											42.5000
33	TURKEY POINT	AMERIGAS		10/08/2002	PRO	8	45.2200	362	0	362	45.2200	0.0000	45.2200	0.0000	0.0000	0.0000	45.2200
34	TURKEY POINT	AMERIGAS		10/31/2002	PRO	6	45.2200	271	0	271	45.2200	0.0000	45.2200	0.0000	0.0000	0.0000	45.2200
35	PT. EVERGLADES	AMERIGAS		10/01/2002	PRO	2	44.3200	89	0	89	44.3200	0.0000	44.3200	0.0000	0.0000	0.0000	44.3200
36	PT. EVERGLADES	AMERIGAS		10/10/2002	PRO	5	44.3200	222	0	222	44.3200	0.0000	44.3200	0.0000	0.0000	0.0000	44.3200
37	PT. EVERGLADES	AMERIGAS		10/16/2002	PRO	4	44.5900	178	0	178	44.5900	0.0000	44.5900	0.0000	0.0000	0.0000	44.5900
38	PT. EVERGLADES	AMERIGAS		10/24/2002	PRO	4	44.5200	178	0	178	44.5200	0.0000	44.5200	0.0000	0.0000	0.0000	44.5200
39	PT. EVERGLADES	AMERIGAS		10/30/2002	PRO	4	44.5200	178	0	178	44.5200	0.0000	44.5200	0.0000	0.0000	0.0000	44.5200
40	RIVIERA	FERRELLGAS		10/01/2002	PRO	6	40.9800	246	0	246	40.9800	0.0000	40.9800	0.0000	0.0000	0.0000	40.9800
41	RIVIERA	FERRELLGAS		10/04/2002	PRO	4	40.7600	163	0	163	40.7600	0.0000	40.7600	0.0000	0.0000	0.0000	40.7600
42	RIVIERA	FERRELLGAS		10/08/2002	PRO	4	36.7300	147	0	147	36.7300	0.0000	36.7300	0.0000	0.0000	0.0000	36.7300
43	RIVIERA	FERRELLGAS		10/11/2002	PRO	4	40.8700	163	0	163	40.8700	0.0000	40.8700	0.0000	0.0000	0.0000	40.8700
44	RIVIERA	FERRELLGAS		10/15/2002	PRO	4	41.1000	164	0	164	41.1000	0.0000	41.1000	0.0000	0.0000	0.0000	41.1000
45	RIVIERA	FERRELLGAS		10/18/2002	PRO	3	41.2700	124	0	124	41.2700	0.0000	41.2700	0.0000	0.0000	0.0000	41.2700
46	RIVIERA	FERRELLGAS		10/22/2002	PRO	3	36.9000	111	0	111	36.9000	0.0000	36.9000	0.0000	0.0000	0.0000	36.9000
47	RIVIERA	FERRELLGAS		10/25/2002	PRO	4	41.1800	165	0	165	41.1800	0.0000	41.1800	0.0000	0.0000	0.0000	41.1800
48	RIVIERA	FERRELLGAS		10/29/2002	PRO	3	41.0300	123	0	123	41.0300	0.0000	41.0300	0.0000	0.0000	0.0000	41.0300
49	MARTIN	INDIANTOWN		10/28/2002	PRO	11	34.8600	383	0	383	34.8600	0.0000	34.8600	0.0000	0.0000	0.0000	34.8600
50	MANATEE	SUBURBAN		10/18/2002	PRO	3	42.6500	128	0	128	42.6500	0.0000	42.6500	0.0000	0.0000	0.0000	42.6500
51	SANFORD	SUBURBAN		10/11/2002	PRO	9	42.4200	382	0	382	42.4200	0.0000	42.4200	0.0000	0.0000	0.0000	42.4200
52	MANATEE	SUBURBAN		10/30/2002	PRO	24	42.1100	1,011	0	1,011	42.1100	0.0000	42.1100	0.0000	0.0000	0.0000	42.1100
53	CAPE CANAVERAL	SUBURBAN		10/04/2002	PRO	6	40.9700	246	0	246	40.9700	0.0000	40.9700	0.0000	0.0000	0.0000	40.9700

FPSC FORM NO. 423-1(b)

MONTHLY REPORT OF COST AND QUALITY OF FUEL OIL FOR ELECTRIC PLANTS  
REPORT OF ADJUSTMENTS TO PREVIOUS OIL DELIVERIES

1. REPORTING MONTH: OCTOBER      YEAR: 2002

3. NAME, TITLE, & TELEPHONE NUMBER OF CONTACT PERSON CONCERNING DATA  
SUBMITTED ON THIS FORM: RITA McLELLAN, REGULATORY AFFAIRS,

2. REPORTING COMPANY: FLORIDA POWER & LIGHT COMPANY

4. SIGNATURE OF OFFICIAL SUBMITTING REPORT: *Rita McLellan*

5. DATE COMPLETED: 12/15/2002

LINE NO.	MONTH REPORTED	FORM PLANT NAME	SUPPLIER	ORIGINAL LINE NUMBER	OLD VOLUME (BBLS)	FORM NO.	COLUMN DESIGNATOR & TITLE	OLD VALUE	NEW VALUE	NEW DELIVERED PRICE (\$/BBL)	REASON FOR REVISION
(A)	(B)	(C)	(D)	(E)	(F)	(G)	(H)	(I)	(J)	(K)	(L)
1	NONE										

MONTHLY REPORT OF COST AND QUALITY OF COAL FOR ELECTRICITY  
ORIGIN, TONNAGE, DELIVERED PRICE AND AS RECEIVED QUALITY

**EDITED COPY**

1. Report For Month/Yr: **October 2002**

4. Name, Title & Telephone Number of Contact  
Person Concerning Data Submitted on this Form: **Korel M. Dubin (305-552-4910)**

2. Reporting Company: **Florida Power & Light**

5. Signature of Official Submitting Report:



3. Plant Name: **St. Johns River Power Park (SJRPP)**

6. Date Completed: **November 14, 2002**

Line No.	Supplier Name	Mine Location	Purchase Type	Transportation Mode	Tons	Effective Purchase Price (\$/Ton)	Total Trans Cost (\$/Ton)	FOB Plant Price (\$/Ton)	As Received Coal Quality			
									Sulfur Content (%)	Btu Content (%)	Ash Content (%)	Moisture Content (%)
(a)	(b)	(c)	(d)	(e)	(f)	(g)	(h)	(i)	(j)	(k)	(l)	(m)
1	Aimcor	,VI,	S	OC	8,874			12.04	3.68	14,155	0.32	7.35
2	Arch Coal Sales	08,KY,119	LTC	UR	13,708			41.65	1.28	12,575	9.69	6.66
3	Arch Coal Sales	08,KY,195	LTC	UR	7,577			41.87	1.25	12,530	11.18	5.69
4	Capex	,IM,	S	OC	8,776			11.24	6.14	14,032	0.31	8.12
5	Cerrejon Coal Corp.	45,IM,999	LTC	OC	19,319			35.97	0.55	11,821	7.39	11.11
6	DTE Clover, LLC	08,KY,095	LTC	UR	17,740			37.74	1.49	12,494	9.52	7.17
7	Koch Carbon Inc.	,VI,	S	OC	8,534			17.80	3.73	14,344	0.35	6.56

MONTHLY REPORT OF COST AND QUALITY OF COAL FOR ELECTRIC PLANTS  
 DETAIL OF INVOICE PURCHASE PRICE


**EDITED COPY**

1. Report For Month/Yr: **October 2002**

4. Name, Title & Telephone Number of Contact  
 Person Concerning Data Submitted on this Form: **Korel M. Dubin (305-552-4910)**

2. Reporting Company: **Florida Power & Light**

5. Signature of Official Submitting Report:



3. Plant Name: **St. Johns River Power Park (SJRPP)**

6. Date Completed: **November 14, 2002**

Line No.	Supplier Name	Mine Location	Purchase Type	Tons	FOB Mine Price (\$/Ton)	Short Haul & Loading Charge	Original Invoice Price (\$/Ton)	Retro-active Price Increases (\$/Ton)	Base Price (\$/Ton)	Quality Adjustments (\$/Ton)	Effective Purchase Price (\$/Ton)
(a)	(b)	(c)	(d)	(e)	(f)	(g)	(h)	(i)	(j)	(k)	(l)
1	Aimcor	,VI,	S	8,874		0.00		0.00		0.00	
2	Arch Coal Sales	08,KY,119	LTC	13,708		0.00		0.00		0.00	
3	Arch Coal Sales	08,KY,195	LTC	7,577		0.00		0.00		0.00	
4	Capex	,IM,	S	8,776		0.00		0.00		0.00	
5	Carrejon Coal Corp.	45,IM,999	LTC	19,319		0.00		0.00		0.00	
6	DTE Clover, LLC	08,KY,095	LTC	17,740		0.00		0.00		0.00	
7	Koch Carbon Inc.	,VI,	S	8,534		0.00		0.00		0.00	



MONTHLY REPORT OF COST AND QUALITY OF COAL FOR ELECTRIC PLANTS  
 DETAIL OF TRANSPORTATION CHARGES


**EDITED COPY**

1. Report For Month/Yr: **October 2002**

4. Name, Title & Telephone Number of Contact Person Concerning Data Submitted on this Form: **Korel M. Dubin (305-552-4510)**

2. Reporting Company: **Florida Power & Light**

5. Signature of Official Submitting Report:



3. Plant Name: **St. Johns River Power Park (SJRPP)**

6. Date Completed:

**November 14, 2002**

Line No.	Supplier Name	Mine Location	Shipping Point	Transportation Mode	Tons	Effective Purchase Price (\$/Ton)	Short Haul & Loading Charge (\$/Ton)	Rail Charges		Waterborne Charges					Total Transport Charges (\$/Ton)	FOB Plant Price (\$/Ton)
								Rail Rate (\$/Ton)	Other Rail Charges (\$/Ton)	River Barge Rate (\$/Ton)	Trans-loading Rate (\$/Ton)	Ocean Barge Rate (\$/Ton)	Other Water Charges (\$/Ton)	Related Charges (\$/Ton)		
(a)	(b)	(c)	(d)	(e)	(f)	(g)	(h)	(i)	(j)	(k)	(l)	(m)	(n)	(o)	(p)	(q)
1	Aimcor	,VI,	AIMCOR ST. CR	OC	8,874		0.00	0.00	0.00	0.00	0.00	0.00	0.00	0.00		12.04
2	Arch Coal Sales	08,KY,195	APEX MINE	UR	7,577		0.00	0.00	0.00	0.00	0.00	0.00	0.00	0.00		41.87
3	Arch Coal Sales	08,KY,119	DIAMOND MAY	UR	1,979		0.00	0.00	0.00	0.00	0.00	0.00	0.00	0.00		41.62
4	Arch Coal Sales	08,KY,119	KY MAY	UR	11,729		0.00	0.00	0.00	0.00	0.00	0.00	0.00	0.00		41.66
5	Capex	,IM,	CAPEX	OC	8,776		0.00	0.00	0.00	0.00	0.00	0.00	0.00	0.00		11.24
6	Cerrejon Coal Corp.	45,IM,999	EL CERREJON	OC	19,319		0.00	0.00	0.00	0.00	0.00	0.00	0.00	0.00		35.97
7	DTE Clover, LLC	08,KY,095	CLOVER DTE	UR	17,740		0.00	0.00	0.00	0.00	0.00	0.00	0.00	0.00		37.74
8	Koch Carbon Inc.	,VI,	KOCH CARBON-	OC	8,534		0.00	0.00	0.00	0.00	0.00	0.00	0.00	0.00		17.80

**MONTHLY REPORT OF COST AND QUALITY OF COAL FOR ELECTRIC PLANTS  
ORIGIN, TONNAGE, DELIVERED PRICE, AND AS RECEIVED QUALITY**

- |                       |  |       |             |   |
|-----------------------|--|-------|-------------|---|
| 1. Reporting Month:   | <b>September</b>                         | Year: | <b>2002</b> | 4. Name, Title & Telephone Number of Contact Person Concerning Data<br>Submitted on this Form: Korel M. Dubin<br>(305) 552-4910 |
| 2. Reporting Company: | <b>FLORIDA POWER &amp; LIGHT COMPANY</b> |       |             | 5. Signature of Official Submitting Report: <i>Kenneth Brockway</i>   |
| 3. Plant Name:        | <b>R.W.SCHERER</b>                       |       |             |   |
|                       |  |       |             | 6. Date Completed: 10-Dec-02  |

Line No.	Supplier Name	Mine Location	Purchase Type	Transport Mode	Tons	Purchase Price (\$/Ton)	Effective Transport Charges (\$/Ton)	Total FOB Plant Price (\$/Ton)	Sulfur Content (%)	Btu Content (Btu/lb)	Ash Content (%)	Moisture Content (%)
(a)	(b)	(c)	(d)	(e)	(f)	(g)	(h)	(i)	(j)	(k)	(l)	(m)
(1)	AEI COAL SALES	08/KY/159	MTC	UR	11,870.41	49.347	13.25	62.597	0.57	12,670	7.27	7.56
(2)	TRITON COAL CO.	19/WY/005	S	UR	33,933.20	10.563	22.42	32.983	0.24	8,707	4.59	27.58
(3)	KENNECOTT ENERGY	19/WY/005	S	UR	33,947.76	5.293	22.35	27.643	0.26	8,825	5.50	25.98
(4)	AEI COAL SALES	08/WV/059	MTC	UR	19,133.37	46.664	13.10	59.764	0.65	12,057	12.21	6.38
(5)	JACOBS RANCH	19/WY/005	S	UR	102,073.02	4.431	22.42	26.851	0.43	8,697	5.53	27.74

**MONTHLY REPORT OF COST AND QUALITY OF COAL FOR ELECTRIC PLANTS  
DETAILED PURCHASED COAL INVOICE INFORMATION**

1. Reporting Month: **September**, Year: **2002**  
 2. Reporting Company: **FLORIDA POWER & LIGHT COMPANY**  
 3. Plant Name: **R.W.SCHERER**  
 4. Name, Title & Telephone Number of Contact Person Concerning Data Submitted on this Form: **Korel M. Dubin (305) 552-4910**  
 5. Signature of Official Submitting Report: *Kenneth Brackum*  
 6. Date Completed: **10-Dec-02**

Line No.	Supplier Name	Mine Location	Purch. Type	Tons	FOB Mine Price (\$/Ton)	Shorthaul & Loading Charges (\$/Ton)	Original Invoice Price (\$/Ton)	Retroactive Price Increase (\$/Ton)	Base Price (\$/Ton)	Quality Adjustments (\$/Ton)	Effective Purchase Price (\$/Ton)
(a)	(b)	(c)	(d)	(e)	(f)	(g)	(h)	(i)	(j)	(k)	(l)
(1)	AEI COAL SALES	08/KY/159	MTC	11,870.41	46.333	-	46.333	-	46.333	3.014	49.347
(2)	TRITON COAL CO.	19/WY/005	S	33,933.20	9.646	-	9.646	-	9.646	0.917	10.563
(3)	KENNECOTT ENERGY	19/WY/005	S	33,947.76	5.279	-	5.279	-	5.279	0.014	5.293
(4)	AEI COAL SALES	08/WV/059	MTC	19,133.37	46.396	-	46.396	-	46.396	0.268	46.664
(5)	JACOBS RANCH	19/WY/005	S	102,073.02	4.569	-	4.569	-	4.569	(0.138)	4.431

**MONTHLY REPORT OF COST AND QUALITY OF COAL FOR ELECTRIC PLANTS  
DETAILED TRANSPORTATION INVOICE INFORMATION**

1. Reporting Month: **September** Year: **2002**  
 2. Reporting Company: **FLORIDA POWER & LIGHT COMPANY**  
 3. Plant Name: **R.W.SCHERER**

4. Name, Title & Telephone Number of Contact Person Concerning Data  
 Submitted on this Form: Korel M. Dubin  
 (305) 552-4910  
 5. Signature of Official Submitting Report: *Kenneth Brookaway*  
 6. Date Completed: 10-Dec-02

Line No.	Supplier Name	Mine Location	Shipping Point	Transport Mode	Tons	Effective Purchase Price (\$/Ton)	Additional Shorthaul & Loading Charges (\$/Ton)	Rail Charges		Waterborne Charges					Total Transportation Charges (\$/Ton)	FOB Plant Price (\$/Ton)
								Rail Rate (\$/Ton)	Other Rail Charges (\$/Ton)	River Barge Rate (\$/Ton)	Trans-loading Rate (\$/Ton)	Ocean Barge Rate (\$/Ton)	Other Water Charges (\$/Ton)	Other Related Charges (\$/Ton)		
(a)	(b)	(c)	(d)	(e)	(f)	(g)	(h)	(i)	(j)	(k)	(l)	(m)	(n)	(o)	(p)	(q)
(1)	AEI COAL SALES	08/KY/159	PONTIKI, KY.	UR	11,870.41	49.347	-	13.25	-	-	-	-	-	-	13.25	62.597
(2)	TRITON COAL CO.	19/WY/005	TRITON, WY.	UR	33,933.20	10.563	-	22.42	-	-	-	-	-	-	22.42	32.983
(3)	KENNECOTT ENERGY	19/WY/005	CONVERSE JCTN WY	UR	33,947.76	5.293	-	22.35	-	-	-	-	-	-	22.35	27.643
(4)	AEI COAL SALES	08/WV/059	MARROWBONE, WV	UR	19,133.37	46.664	-	13.10	-	-	-	-	-	-	13.10	59.764
(5)	JACOBS RANCH	19/WY/005	JACOBS JCTN, WY.	UR	102,073.02	4.431	-	22.42	-	-	-	-	-	-	22.42	26.851

## CERTIFICATE OF SERVICE

**I, THE UNDERSIGNED COUNSEL, HEREBY CERTIFY** that copies of Florida Power & Light Company's forms 423-1, 423-1(a) edited, and 423-1(b) for the month of October 2002, copies of St. Johns River Power Park edited forms 423-2, 423-2(a), and 423-2(b) for the month of October 2002; and copies of Plant Scherer forms 423-2, 423-2(a), and 423-2(b) for the month of September 2002 have been served via first class mail, postage prepaid to the parties listed below, this 7<sup>th</sup> day of January, 2003

Wm. Cochran Keating, IV, Esq.  
Division of Legal Services  
Florida Public Service Commission  
2540 Shumard Oak Blvd.  
Tallahassee, Florida 32399-0850

Lee L. Willis, Esq.  
James D. Beasley, Esq.  
Ausley & McMullen  
Attorneys for TECO  
P.O. Box 391  
Tallahassee, Florida 32302

Robert Vandiver, Esq.  
Jack Shreve, Esq.  
Office of Public Counsel  
111 West Madison Street  
Room 812  
Tallahassee, Florida 32399

James A. McGee, Esq.  
Progress Energy Florida, Inc.  
P.O. Box 14042  
St. Petersburg, Florida 33733

Norman H. Horton, Esq.  
Floyd R. Self, Esq.  
Messer, Caparello & Self  
Attorneys for FPUC  
P.O. Box 1876  
Tallahassee, Florida 32302-1876

Joseph A. McGlothlin, Esq.  
Vicki Gordon Kaufman, Esq.  
McWhirter, Reeves, McGlothlin,  
Davidson, et al.  
Attorneys for FIPUG  
117 South Gadsden Street  
Tallahassee, Florida 32301

John W. McWhirter, Jr., Esq.  
McWhirter, Reeves, McGlothlin,  
Davidson, et al.  
Attorneys for FIPUG  
P.O. Box 3350  
Tampa, Florida 33602


Jeffrey A. Stone, Esq.  
Russell A. Badders, Esq.  
Beggs & Lane  
Attorneys for Gulf Power  
P.O. Box 12950  
Pensacola, Florida 32591-2950

Mr. George Bachman  
Florida Public Utilities Co.  
P.O. Box 3395  
West Palm Beach, Florida 33402

Ms. Angela Llewellyn  
Regulatory Specialist  
Regulatory & Business Specialist  
Tampa Electric Co.  
P.O. Box 111  
Tampa, Florida 33601

Susan D. Ritenour  
Richard McMillan  
Gulf Power Company  
One Energy Place  
Pensacola, FL 32520-0780

Paul Lewis, Jr.  
Progress Energy Florida, Inc.  
106 East College Avenue  
Suite 800  
Tallahassee, FL 32301-7740



R. Wade Litchfield