



JAMES A. MCGEE
ASSOCIATE GENERAL COUNSEL

June 17, 2003

Ms. Blanco S. Bayo, Director
Division of the Commission Clerk
and Administrative Services
Florida Public Service Commission
2540 Shumard Oak Blvd.
Tallahassee, Florida 32399-0850

Re: Docket No. 030001-EI

Dear Ms. Bayo:

Enclosed for filing on behalf of Progress Energy Florida, Inc. is ten (10) copies of FPSC 423 Forms for the month of April 2003. Forms 423-1A, 423-2, 423-2A, 423-2B, and 423-2C contained in this filing have been edited to delete certain confidential information. Progress Energy Florida, Inc.'s Request for Specified Confidential Treatment, which includes an unedited copy of the 423 Forms, has been submitted for filing this date under separate cover.

Please acknowledge your receipt and filing of the above on the enclosed copy of this letter and return same to me.

Very truly yours,

A handwritten signature in black ink, appearing to read "James A. McGee".

James A. McGee

JAM/sc
Enclosures
cc: Parties of Record

DOCUMENT RECEIVED
05388 JUN 16
FPSC-COMMISSION CLERK

CERTIFICATE OF SERVICE

Docket No. 030001-EI

I HEREBY CERTIFY that a true copy of Progress Energy Florida, Inc.'s FPSC 423 Forms for the month of April 2003 have been furnished to the following individuals by regular US Mail this 17th day of June 2003.

John Butler
Steel Hector & Davis
200 S. Biscayne Blvd.
Suite 4000
Miami, FL 33131

Stephen C. Burgess, Esquire
Office of the Public Counsel
111 West Madison Street
Room 812
Tallahassee, FL 32399-1400

Jeffrey A. Stone, Esquire
Russell A. Badders, Esquire
Beggs and Lane
P. O. Box 12950
Pensacola, FL 32576-2950

Joseph A. McGlothlin, Esquire
Vicki Gordon Kaufman, Esquire
McWhirter, Reeves, McGlothlin,
117 S. Gadsden Street
Tallahassee, FL 32301

Lee L. Willis, Esquire
James D. Beasley, Esquire
Ausley & McMullen
P. O. Box 391
Tallahassee, FL 32302

John McWhirter, Jr.
McWhirter, Reeves, McGlothlin,
400 North Tampa Street
Suite 2450
Tampa, FL 33601

Wm. Cochran Keating, IV
Florida Public Service Commission
2540 Shumard Oak Boulevard
Tallahassee, FL 32399-0850

Norman Horton, Jr., Esquire
Messer, Caparello & Self
P. O. Box 1876
Tallahassee, FL 32302


Attorney

**MONTHLY REPORT OF COST AND QUALITY OF COAL FOR ELECTRIC PLANTS
ORIGIN, TONNAGE, DELIVERED PRICE AND AS RECEIVED QUALITY**

- 1. Report for: Mo. April 2003
- 2. Reporting Company: Florida Power Corporation
- 3. Plant Name: Transfer Facility - IMT

4. Name, Title and Telephone Number of Contact Person Concerning Data Submitted on this Form
 Delmar J. Clark Jr., Business Analyst
 (727) 824-6616

5. Signature of Official Submitting Report

Delmar J. Clark Jr., Lead Business Financial Analyst

6. Date Completed: June 16, 2003

Line No.	Supplier Name	Mine Location	Purchase Type	Transportation Mode	Tons	Effective Purchase Price (\$/Ton)	Total Transportation Cost (\$/Ton)	F.O.B. Plant Price (\$/Ton)	As Received Coal Quality			
									Percent Sulfur (%)	Btu Content (Btu/lb)	Percent Ash (%)	Percent Moisture (%)
(a)	(b)	(c)	(d)	(e)	(f)	(g)	(h)	(i)	(j)	(k)	(l)	(m)
1	Emerald International Corp.	25 , IM , 999	S	GB	6,414			\$39.10	0.52	12,925	6.22	7.94
2	Massey Coal Sales Co., Inc.	08 , WV , 5	MTC	B	53,511			\$59.11	0.74	12,372	10.98	6.10
3	Kanawha River Terminal	08 , WV , 39	S	B	1,931			\$50.61	0.60	12,571	12.01	4.90
4	Kanawha River Terminal	08 , WV , 39	S	B	11,243			\$50.61	0.67	12,510	9.30	8.13
5	Kanawha River Terminal	08 , WV , 39	S	B	3,478			\$50.61	0.63	12,491	11.30	6.95
6	Marmet Synfuel, LLC	08 , WV , 39	STC	B	9,725			\$60.86	0.65	13,129	6.98	7.36
7	Marmet Synfuel, LLC	08 , WV , 39	STC	B	23,196			\$60.86	0.65	12,989	7.24	8.02
8	Riverside Synfuel, LLC	08 , WV , 39	S	B	10,205			\$57.11	0.69	12,389	9.86	8.00

**MONTHLY REPORT OF COST AND QUALITY OF COAL FOR ELECTRIC PLANTS
ORIGIN, TONNAGE, DELIVERED PRICE AND AS RECEIVED QUALITY**

1. Report for: Mo. April 2003

2. Reporting Company: Florida Power Corporation

3. Plant Name: Crystal River 1 & 2

4. Name, Title and Telephone Number of Contact Person Concerning Data Submitted on this Form
Delmar J. Clark Jr., Business Analyst
(727) 824-6616

5. Signature of Official Submitting Report


Delmar J. Clark Jr., Lead Business Financial Analyst

6. Date Completed: June 16, 2003

Line No.	Supplier Name	Mine Location	Purchase Type	Transportation Mode	Tons	Effective Purchase Price (\$/Ton)	Total Transportation Cost (\$/Ton)	F.O.B. Plant Price (\$/Ton)	As Received Coal Quality			
									Percent Sulfur (%)	Btu Content (Btu/lb)	Percent Ash (%)	Percent Moisture (%)
(a)	(b)	(c)	(d)	(e)	(f)	(g)	(h)	(i)	(j)	(k)	(l)	(m)
1	AEP Coal Company, Inc.	08 , Ky , 195	MTC	UR	19,430			\$53.50	1.13	12,597	10.56	6.21
2	Consolidated Coal Sales	08 , Ky , 133	MTC	UR	58,124			\$56.85	1.21	12,887	7.09	7.21
3	Massey Coal Sales Company, Inc.	08 , Ky , 195	MTC	UR	64,946			\$56.85	0.99	12,506	9.02	7.41
4	Transfer Facility	N/A	N/A	OB	N/A			N/A	N/A	N/A	N/A	N/A

**MONTHLY REPORT OF COST AND QUALITY OF COAL FOR ELECTRIC PLANTS
ORIGIN, TONNAGE, DELIVERED PRICE AND AS RECEIVED QUALITY**

- 1. Report for: Mo. April 2003
- 2. Reporting Company: Florida Power Corporation
- 3. Plant Name: Crystal River 4 & 5

4. Name, Title and Telephone Number of Contact Person Concerning Data Submitted on this Form
 Delmar J. Clark Jr., Business Analyst
 (727) 824-6616

5. Signature of Official Submitting Report


 Delmar J. Clark Jr., Lead Business Financial Analyst

6. Date Completed: June 16, 2003

Line No.	Supplier Name	Mine Location	Purchase Type	Transportation Mode	Tons	Effective Purchase Price (\$/Ton)	Total Transportation Cost (\$/Ton)	F.O.B. Plant Price (\$/Ton)	As Received Coal Quality			
									Percent Sulfur (%)	Btu Content (Btu/lb)	Percent Ash (%)	Percent Moisture (%)
(a)	(b)	(c)	(d)	(e)	(f)	(g)	(h)	(i)	(j)	(k)	(l)	(m)
1	AEP Coal Company, Inc.	08 , Ky , 195	LTC	UR	38,374			\$54.60	0.69	12,535	9.90	7.25
2	AEP Coal Company, Inc.	08 , Ky , 195	LTC	UR	8,064			\$49.60	0.67	12,893	8.47	5.98
3	Alliance Coal Sales Corp.	08 , Ky , 195	MTC	UR	30,216			\$55.10	0.49	12,808	8.46	6.15
4	Alliance Coal Sales Corp.	08 , Ky , 195	MTC	UR	9,296			\$49.62	0.49	12,819	8.72	5.70
5	Amvest Coal Sales, Inc.	08 , WV , 67	MTC	UR	19,128			\$60.02	0.72	12,730	10.72	4.65
6	Massey Coal Sales Co., Inc.	08 , WV , 45	LTC	UR	48,171			\$58.52	0.71	12,400	11.14	6.60
7	Marshall Resources, Inc.	08 , Ky , 195	S	UR	9,647			\$49.72	0.77	13,416	6.83	5.43
8	Transfer Facility	N/A	N/A	OB	165,611			\$66.26	0.66	12,392	9.57	8.23

**MONTHLY REPORT OF COST AND QUALITY OF COAL FOR ELECTRIC PLANTS
ORIGIN, TONNAGE, DELIVERED PRICE AND AS RECEIVED QUALITY**

- 1. Report for: Mo. April 2003
- 2. Reporting Company: Florida Power Corporation
- 3. Plant Name: Transfer Facility - IMT

4. Name, Title and Telephone Number of Contact Person Concerning Data Submitted on this Form
 Delmar J. Clark Jr., Business Analyst
 (727) 824-6616

5. Signature of Official Submitting Report


 Delmar J. Clark Jr., Lead Business Financial Analyst

6. Date Completed: June 16, 2003

Line No.	Supplier Name	Mine Location	Purchase Type	Tons	F.O.B. Mine Price (\$/Ton)	Short Haul & Loading Charges (\$/Ton)	Original Invoice Price (\$/Ton)	Retro-active Price Inc(Dec) (\$/Ton)	Base Price (\$/Ton)	Quality Adjust-ments (\$/Ton)	Effective Purchase Price (\$/Ton)
(a)	(b)	(c)	(d)	(e)	(f)	(g)	(h)	(i)	(j)	(k)	(l)
1	Emerald International Corp.	25 , IM , 999	S	6,414		\$0.00					
2	Massey Coal Sales Co., Inc.	08 , WV , 5	MTC	53,511		\$0.00					
3	Kanawha River Terminal	08 , WV , 39	S	1,931		\$0.00					
4	Kanawha River Terminal	08 , WV , 39	S	11,243		\$0.00					
5	Kanawha River Terminal	08 , WV , 39	S	3,478		\$0.00					
6	Marmet Synfuel, LLC	08 , WV , 39	STC	9,725		\$0.00					
7	Marmet Synfuel, LLC	08 , WV , 39	STC	23,196		\$0.00					
8	Riverside Synfuel, LLC	08 , WV , 39	S	10,205		\$0.00					

MONTHLY REPORT OF COST AND QUALITY OF COAL FOR ELECTRIC PLANTS
ORIGIN, TONNAGE, DELIVERED PRICE AND AS RECEIVED QUALITY

1. Report for: Mo. April 2003

2. Reporting Company: Florida Power Corporation

3. Plant Name: Crystal River 1 & 2

4. Name, Title and Telephone Number of Contact
Person Concerning Data Submitted on this Form
Delmar J. Clark Jr., Business Analyst
(727) 824-6616

5. Signature of Official Submitting Report


Delmar J. Clark Jr., Lead Business Financial Analyst

6. Date Completed: June 16, 2003


Line No.	Supplier Name	Mine Location	Purchase Type	Tons	F.O.B. Mine Price (\$/Ton)	Short Haul & Loading Charges (\$/Ton)	Original Invoice Price (\$/Ton)	Retro-active Price Increases (\$/Ton)	Base Price (\$/Ton)	Quality Adjustments (\$/Ton)	Effective Purchase Price (\$/Ton)
(a)	(b)	(c)	(d)	(e)	(f)	(g)	(h)	(i)	(j)	(k)	(l)
1	AEP Coal Company, Inc.	08 , Ky , 195	MTC	19,430		\$0.00					
2	Consolidated Coal Sales	08 , Ky , 133	MTC	58,124		\$0.00					
3	Massey Coal Sales Company, Inc.	08 , Ky , 195	MTC	64,946		\$0.00					
4	Transfer Facility	N/A	N/A	N/A		N/A					

**MONTHLY REPORT OF COST AND QUALITY OF COAL FOR ELECTRIC PLANTS
ORIGIN, TONNAGE, DELIVERED PRICE AND AS RECEIVED QUALITY**

- 1. Report for: Mo. April 2003
- 2. Reporting Company: Florida Power Corporation
- 3. Plant Name: Crystal River 4 & 5

4. Name, Title and Telephone Number of Contact Person Concerning Data Submitted on this Form
Delmar J. Clark Jr., Business Analyst
(727) 824-6616

5. Signature of Official Submitting Report


Delmar J. Clark Jr., Lead Business Financial Analyst

6. Date Completed: June 16, 2003

Line No.	Supplier Name	Mine Location	Purchase Type	Tons	F.O.B. Mine Price (\$/Ton)	Short Haul & Loading Charges (\$/Ton)	Original Invoice Price (\$/Ton)	Retro-active Price Increases (\$/Ton)	Base Price (\$/Ton)	Quality Adjustments (\$/Ton)	Effective Purchase Price (\$/Ton)
(a)	(b)	(c)	(d)	(e)	(f)	(g)	(h)	(i)	(j)	(k)	(l)
1	AEP Coal Company, Inc.	08 , Ky , 195	LTC	38,374		\$0.00					
2	AEP Coal Company, Inc.	08 , Ky , 195	LTC	8,064		\$0.00					
3	Alliance Coal Sales Corp.	08 , Ky , 195	MTC	30,216		\$0.00					
4	Alliance Coal Sales Corp.	08 , Ky , 195	MTC	9,296		\$0.00					
5	Amvest Coal Sales, Inc.	08 , WV , 67	MTC	19,128		\$0.00					
6	Massey Coal Sales Co., Inc.	08 , WV , 45	LTC	48,171		\$0.00					
7	Marshall Resources, Inc.	08 , Ky , 195	S	9,647		\$0.00					
8	Transfer Facility	N/A	N/A	165,611		\$0.00					

**MONTHLY REPORT OF COST AND QUALITY OF COAL FOR ELECTRIC PLANTS
ORIGIN, TONNAGE, DELIVERED PRICE AND AS RECEIVED QUALITY**

- 1. Report for: Mo. April 2003
- 2. Reporting Company: Florida Power Corporation
- 3. Plant Name: Transfer Facility - IMT

4. Name, Title and Telephone Number of Contact Person Concerning Data Submitted on this Form
 Delmar J. Clark Jr., Business Analyst
 (727) 824-6616

5. Signature of Official Submitting Report

Delmar J. Clark Jr., Lead Business Financial Analyst

6. Date Completed: June 16, 2003

Line No.	Supplier Name	Mine Location	Shipping Point	Transportation Mode	Tons	Effective Purchase Price (\$/Ton)	Additional Shorthaul & Loading Charges (\$/Ton)	Rail Rate (\$/Ton)	Other Rail Charges (\$/Ton)	River Barge Rate (\$/Ton)	Trans-loading Rate (\$/Ton)	Ocean Barge Rate (\$/Ton)	Other Water Charges (\$/Ton)	Other Related Charges (\$/Ton)	Transportation Charges (\$/Ton)	F.O.B. Plant Price (\$/Ton)
(a)	(b)	(c)	(d)	(e)	(f)	(g)	(h)	(i)	(j)	(k)	(l)	(m)	(n)	(o)	(p)	(q)
1	Emerald International Corp.	25 , IM , 999	Weglokoks, Pol	GB	6,414		N/A	N/A	N/A	N/A	N/A	N/A	N/A	N/A		\$39.10
2	Massey Coal Sales Co., Inc.	08 , WV , 5	Boone,Wv	B	53,511		N/A	N/A	N/A	N/A	N/A	N/A	N/A	N/A		\$59.11
3	Kanawha River Terminal	08 , WV , 39	Kanawha,Wv	B	1,931		N/A	N/A	N/A	N/A	N/A	N/A	N/A	N/A		\$50.61
4	Kanawha River Terminal	08 , WV , 39	Kanawha,Wv	B	11,243		N/A	N/A	N/A	N/A	N/A	N/A	N/A	N/A		\$50.61
5	Kanawha River Terminal	08 , WV , 39	Kanawha,Wv	B	3,478		N/A	N/A	N/A	N/A	N/A	N/A	N/A	N/A		\$50.61
6	Marmet Synfuel, LLC	08 , WV , 39	Kanawha,Wv	B	9,725		N/A	N/A	N/A	N/A	N/A	N/A	N/A	N/A		\$60.86
7	Marmet Synfuel, LLC	08 , WV , 39	Kanawha,Wv	B	23,196		N/A	N/A	N/A	N/A	N/A	N/A	N/A	N/A		\$60.86
8	Riverside Synfuel, LLC	08 , WV , 39	Kanawha,Wv	B	10,205		N/A	N/A	N/A	N/A	N/A	N/A	N/A	N/A		\$57.11

**MONTHLY REPORT OF COST AND QUALITY OF COAL FOR ELECTRIC PLANTS
ORIGIN, TONNAGE, DELIVERED PRICE AND AS RECEIVED QUALITY**

- 1. Report for: Mo. April 2003
- 2. Reporting Company: Florida Power Corporation
- 3. Plant Name: Crystal River 1 & 2

4. Name, Title and Telephone Number of Contact Person Concerning Data Submitted on this Form
 Delmar J. Clark Jr., Business Analyst
 (727) 824-6616

5. Signature of Official Submitting Report


 Delmar J. Clark Jr., Lead Business Financial Analyst

6. Date Completed: June 16, 2003

Line No.	Supplier Name	Mine Location	Shipping Point	Transportation Mode	Tons	Effective Purchase Price (\$/Ton)	Additional Shorthaul & Loading Charges (\$/Ton)	Rail Rate (\$/Ton)	Other Rail Charges (\$/Ton)	River Barge Rate (\$/Ton)	Trans-loading Rate (\$/Ton)	Ocean Barge Rate (\$/Ton)	Other Water Charges (\$/Ton)	Other Related Charges (\$/Ton)	Transportation Charges (\$/Ton)	F.O.B. Plant Price (\$/Ton)
(a)	(b)	(c)	(d)	(e)	(f)	(g)	(h)	(i)	(j)	(k)	(l)	(m)	(n)	(o)	(p)	(q)
1	AEP Coal Company, Inc.	08 , Ky , 195	Pike, Ky	UR	19,430		N/A			N/A	N/A	N/A	\$0.00	\$0.00		\$53.50
2	Consolidated Coal Sales	08 , Ky , 133	Letcher, Ky	UR	58,124		N/A			N/A	N/A	N/A	\$0.00	\$0.00		\$56.85
3	Massey Coal Sales Company, Inc.	08 , Ky , 195	Pike, Ky	UR	64,946		N/A			N/A	N/A	N/A	\$0.00	\$0.00		\$56.85
4	Transfer Facility	N/A	Plaquemines Parrish, La	OB	N/A		N/A			N/A	N/A	N/A	\$0.00	\$0.00		N/A

**MONTHLY REPORT OF COST AND QUALITY OF COAL FOR ELECTRIC PLANTS
ORIGIN, TONNAGE, DELIVERED PRICE AND AS RECEIVED QUALITY**

1. Report for: Mo. April 2003
2. Reporting Company: Florida Power Corporation
3. Plant Name: Crystal River 4 & 5

4. Name, Title and Telephone Number of Contact Person Concerning Data Submitted on this Form
 Delmar J. Clark Jr., Business Analyst
 (727) 824-6616

5. Signature of Official Submitting Report


 Delmar J. Clark Jr., Lead Business Financial Analyst

6. Date Completed: June 16, 2003

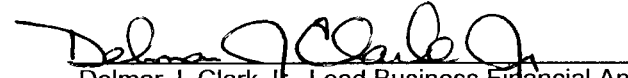
Line No.	Supplier Name	Mine Location	Shipping Point	Transportation Mode	Tons	Effective Purchase Price (\$/Ton)	Additional Shorthaul & Loading Charges (\$/Ton)	Rail Rate (\$/Ton)	Other Rail Charges (\$/Ton)	River Barge Rate (\$/Ton)	Trans-loading Rate (\$/Ton)	Ocean Barge Rate (\$/Ton)	Other Water Charges (\$/Ton)	Other Related Charges (\$/Ton)	Transportation Charges (\$/Ton)	F.O.B. Plant Price (\$/Ton)
(a)	(b)	(c)	(d)	(e)	(f)	(g)	(h)	(i)	(j)	(k)	(l)	(m)	(n)	(o)	(p)	(q)
1	AEP Coal Company, Inc.	08 , Ky , 195	Pike, Ky	UR	38,374		N/A			N/A	N/A	N/A	\$0.00	\$0.00		\$54.60
2	AEP Coal Company, Inc.	08 , Ky , 195	Pike, Ky	UR	8,064		N/A			N/A	N/A	N/A	\$0.00	\$0.00		\$49.60
3	Alliance Coal Sales Corp.	08 , Ky , 195	Pike, Ky	UR	30,216		N/A			N/A	N/A	N/A	\$0.00	\$0.00		\$55.10
4	Alliance Coal Sales Corp.	08 , Ky , 195	Pike, Ky	UR	9,296		N/A			N/A	N/A	N/A	\$0.00	\$0.00		\$49.62
5	Amvest Coal Sales, Inc.	08 , WV , 67	Nicholas, Wv	UR	19,128		N/A			N/A	N/A	N/A	\$0.00	\$0.00		\$60.02
6	Massey Coal Sales Co., Inc.	08 , WV , 45	Logan, Wv	UR	48,171		N/A			N/A	N/A	N/A	\$0.00	\$0.00		\$58.52
7	Marshall Resources, Inc.	08 , Ky , 195	Pike, Ky	UR	9,647		N/A			N/A	N/A	N/A	\$0.00	\$0.00		\$49.72
8	Transfer Facility	N/A	Plaquemines Parrish, La	OB	165,611		N/A			N/A	N/A	N/A	\$0.00	\$0.00		\$66.26

**MONTHLY REPORT OF COST AND QUALITY OF COAL FOR ELECTRIC PLANTS
REPORT OF ADJUSTMENTS TO PREVIOUS COAL DELIVERIES**

- 1. Report for: Mo. April 2003
- 2. Reporting Company: Florida Power Corporation
- 3. Plant Name: Transfer Facility - IMT

4. Name, Title and Telephone Number of Contact Person Concerning Data Submitted on this Form
 Delmar J. Clark Jr., Business Analyst
 (727) 824-6616

5. Signature of Official Submitting Report


 Delmar J. Clark Jr., Lead Business Financial Analyst

6. Date Completed: June 16, 2003

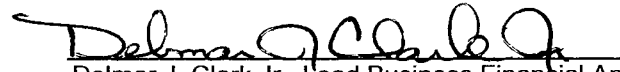
Line No.	Month Reported	Form Plant Name	Intended Generating Plant	Supplier	Original Line Number	Old Volume (tons)	Form No.	Column Title	Old Value	New Value	New F.O.B. Plant Price	Reason for Revision
(a)	(b)	(c)	(d)	(e)	(f)	(g)	(h)	(i)	(j)	(k)	(l)	(m)
1	02/03	Transfer Facility-IMT		Marmet Synfuel, LLC	7	46,540	2A	(k) Quality Adjustments			\$ 60.79	Quality Adjustment
2	03/03	Transfer Facility-IMT		Emerald International Corp.	1	1,489	2A	(k) Quality Adjustments			\$ 30.16	Quality Adjustment
3	03/03	Transfer Facility-IMT		Kanawha River Terminal	5	29,760	2A	(k) Quality Adjustments			\$ 50.81	Quality Adjustment
4	03/03	Transfer Facility-IMT		Kanawha River Terminal	6	52,681	2A	(k) Quality Adjustments			\$ 50.81	Quality Adjustment
5	03/03	Transfer Facility-IMT		Marmet Synfuel, LLC	7	3,373	2A	(k) Quality Adjustments			\$ 60.89	Quality Adjustment
6	03/03	Transfer Facility-IMT		Riverside Synfuel, LLC	9	10,018	2A	(k) Quality Adjustments			\$ 56.93	Quality Adjustment

**MONTHLY REPORT OF COST AND QUALITY OF COAL FOR ELECTRIC PLANTS
REPORT OF ADJUSTMENTS TO PREVIOUS COAL DELIVERIES**

- 1. Report for: Mo. April 2003
- 2. Reporting Company: Florida Power Corporation
- 3. Plant Name: Crystal River 1 & 2

4. Name, Title and Telephone Number of Contact Person Concerning Data Submitted on this Form
 Delmar J. Clark Jr., Business Analyst
 (727) 824-6616

5. Signature of Official Submitting Report


 Delmar J. Clark Jr., Lead Business Financial Analyst

6. Date Completed: June 16, 2003

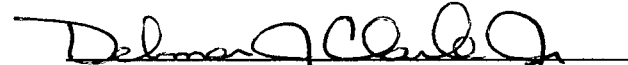
Line No.	Month Reported	Form Plant Name	Intended Generating Plant	Supplier	Original Line Number	Old Volume (tons)	Form No.	Column Title	Old Value	New Value	New F.O.B. Plant Price	Reason for Revision
(a)	(b)	(c)	(d)	(e)	(f)	(g)	(h)	(i)	(j)	(k)	(l)	(m)
1	03/03	CR1&2	CR1&2	AEP Coal Company, Inc.	1	29,625	2A	(k) Quality Adjustments			\$ 53.94	Quality Adjustment
2	03/03	CR1&2	CR1&2	Consolidated Coal Sales	2	76,915	2A	(k) Quality Adjustments			\$ 57.18	Quality Adjustment

**MONTHLY REPORT OF COST AND QUALITY OF COAL FOR ELECTRIC PLANTS
REPORT OF ADJUSTMENTS TO PREVIOUS COAL DELIVERIES**

- 1. Report for: Mo. April 2003
- 2. Reporting Company: Florida Power Corporation
- 3. Plant Name: Crystal River 4 & 5

4. Name, Title and Telephone Number of Contact Person Concerning Data Submitted on this Form
 Delmar J. Clark Jr., Business Analyst
 (727) 824-6616

5. Signature of Official Submitting Report


 Delmar J. Clark Jr., Lead Business Financial Analyst

6. Date Completed: June 16, 2003

Line No.	Month Reported	Form Plant Name	Intended Generating Plant	Supplier	Original Line Number	Old Volume (tons)	Form No.	Column Title	Old Value	New Value	New F.O.B. Plant Price	Reason for Revision
(a)	(b)	(c)	(d)	(e)	(f)	(g)	(h)	(i)	(j)	(k)	(l)	(m)
1	02/03	CR4&5	CR4&5	Alliance Coal Sales Corp.	5	29,972	2A	(k) Quality Adjustments			\$ 55.90	Quality Adjustment
2	03/03	CR4&5	CR4&5	AEP Coal Company, Inc.	1	40,171	2A	(k) Quality Adjustments			\$ 54.68	Quality Adjustment
3	03/03	CR4&5	CR4&5	AEP Coal Company, Inc.	2	9,930	2A	(k) Quality Adjustments			\$ 49.76	Quality Adjustment
4	03/03	CR4&5	CR4&5	Alliance Coal Sales Corp.	3	9,182	2A	(k) Quality Adjustments			\$ 49.48	Quality Adjustment
5	03/03	CR4&5	CR4&5	Alliance Coal Sales Corp.	4	10,085	2A	(k) Quality Adjustments			\$ 55.69	Quality Adjustment
6	03/03	CR4&5	CR4&5	Amvest Coal Sales, Inc.	5	16,991	2A	(k) Quality Adjustments			\$ 60.85	Quality Adjustment