



ORIGINAL

Public Service Commission

-M-E-M-O-R-A-N-D-U-M-

DATE: August 28, 2003
TO: Parties of Record
FROM: Ralph Jaeger - Economic Regulation Section - Office of the General Counsel
RE: Docket No. 010503-WU - Application for Increase in Water Rates for Seven Springs System in Pasco County by Aloha Utilities, Inc.

Handwritten signature/initials

VIA FACSIMILE

Aloha provided staff with the attached additional information concerning the calculation of its interim rate refund. If you wish to respond, please do so in writing by Thursday, September 11, 2003.

If you have questions, or if I can be of any further assistance, please contact me at 850-413-6234. If I am unavailable, please contact Lorena Holley at 850-413-6185.

Thank you.

RRJ/jb

cc: Division of the Commission Clerk and Administrative Services
Division of Economic Regulation (Devlin, Willis, Merchant, Fletcher, Kummer, Stallcup, Mailhot)

RECEIVED-PPSC
AUG 28 PM 4:05
COMMISSION
CLERK

AUS
CAF
CMP
COM
CTR
ECR
ECL
OPC
AMS
SEC
DTH

DOCUMENT NUMBER DATE

08068 AUG 28 6

PPSC-COMMISSION CLERK

LAW OFFICES
ROSE, SUNDSTROM & BENTLEY, LLP

2548 BLAIRSTONE PINES DRIVE
TALLAHASSEE, FLORIDA 32301

CHRIS H. BENTLEY, P.A.
ROBERT C. BRANNAN
DAVID F. CHESTER
F. MARSHALL DETERDING
JOHN R. JENKINS, P.A.
STEVEN T. MINDLIN, P.A.
DAREN L. SHIPPY
WILLIAM E. SUNDSTROM, P.A.
DIANE D. TREMOR, P.A.
JOHN L. WHARTON
ROBERT M. C. ROSE, *OF COUNSEL*
WAYNE L. SCHIEFELBEIN, *OF COUNSEL*


(850) 877-6555
FAX (850) 656-4029
www.rsbatorneys.com

CENTRAL FLORIDA OFFICE
600 S. NORTH LAKE BLVD., SUITE 160
ALTAMONTE SPRINGS, FLORIDA 32701
(407) 830-6331
FAX (407) 830-8522

MARTIN S. FRIEDMAN, P.A.
VALERIE L. LORD, *OF COUNSEL*
(LICENSED IN TEXAS ONLY)

August 19, 2003
VIA HAND DELIVERY

Tricia Merchant, CPA
Division of Economic Regulation
Florida Public Service Commission
2540 Shumard Oak Boulevard
Tallahassee, FL 32399-0850



Re: Aloha Utilities, Inc.; PSC Docket No. 010503-WU
Application for Increased Water Rates in Seven Springs System
Our File No. 26038.35

Dear Ms. Merchant:

After our meeting last Thursday, Aloha Utilities, Inc. has set out to perform the calculations to demonstrate whether revenues under interim rates exceeded those that would have been received under final rates, for the period since the entry since the Commission's Final Order on April 30, 2002. This was done in accordance with your instructions for making such a comparison.

Aloha was able to call in its programmer Friday and reprogram its computer to generate a calculation of the revenues that would have been received from May of 2002 through July of 2003, under the approved final rates. Mr. Nixon has prepared a schedule for these 15 months, showing the revenues that were collected under the interim rates versus those that would have been billed under the final rates.

By comparing the total of column 4 and column 8 of the attached schedule (plus the adjustment for indexing noted in the summary), it is clear that the interim revenues produced only 4.09% more revenue than final rates would have. As such, the 4.87% refund required by the Final Order, results in a lesser revenue level than would have been generated under the final rates, had they gone into effect at the time of the Final Order. Therefore, if in fact there is some theory that the Utility should be placed in the same position it would have been in, had it not unsuccessfully appealed, then the refund should be reduced from May 2002 forward to a refund percentage of 4.09%.

As we discussed in our meeting, the contention that there was somehow a "unjust enrichment" or "excess revenue collected" stems from the fact that some people are confusing the interim revenue requirement from one test year, with the final revenue requirement for a later test year. As we discussed, the majority of this

Tricia Merchant
August 18, 2003
Page 2

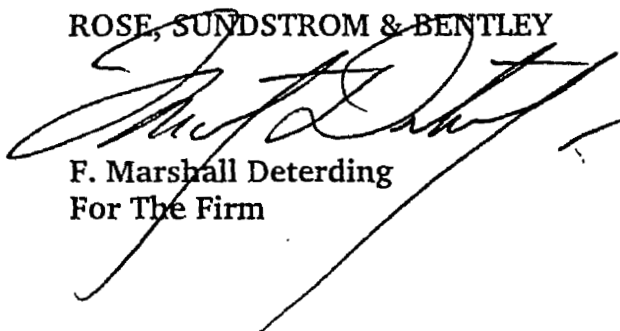
no doubt relates to the numerous adjustments made for interim and to the growth that has occurred in the projected test period and thereafter. The contention that the Commission's Final Order found that no increase was appropriate, relates to the projected test year revenue requirement and not the interim test year revenue requirement, as some are trying to suggest.

Given the clear findings of this analysis, we request that the Commission staff move forward immediately to finalize this matter, so that we can close this case and complete the related refunds and release of escrowed monies as quickly as possible, to avoid incurring further costs based upon the unique refund theories that have been raised in this case.

If you have any questions or need any further information in this regard, please let me know.

Sincerely,

ROSE, SUNDSTROM & BENTLEY



F. Marshall Deterding
For The Firm

FMD/tms

cc: Blanca S. Bayo
Marshall Willis, CPA
Ralph Jaeger, Esq.
Lorena Espinoza, Esq.
Bart Fletcher
Steve Burgess, Esq.
Stephen Watford
Robert Nixon, CPA

aloha\35\merchant.ltr

Aloha Utilities, Inc.

**Revenue Collected Under Interim Rates VS. Revenue That Could Have Been Collected Under Final Rates
For The Period May 15, 2002 Through The End Of The Refund Period - July 31, 2003
Recalculation of Each Bill**

	<u>Count</u>	<u>Orig Base</u>	<u>Gal Chrg</u>	<u>Orig Water Chrg</u>	<u>New Base</u>	<u>Gal Chrg</u> <u>10000<=</u>	<u>Gal Chrg</u> <u>10000></u>	<u>New Water Chrg</u>
May 2002	9967	\$ 89,094.11	\$ 100,526.41	\$ 189,620.52	\$ 43,482.33	\$ 93,116.35	\$ 49,810.21	\$ 186,408.89
June 2002	9994	88,995.09	119,251.92	208,247.01	43,596.90	97,590.98	65,876.71	207,064.59
July 2002	9993	88,948.41	76,248.84	165,197.25	43,631.07	84,545.11	30,459.72	158,635.90
August 2002	10044	89,941.79	56,377.17	146,318.96	44,137.59	76,470.40	16,905.15	137,513.14
September 2002	10085	90,361.74	56,596.45	146,958.19	44,330.55	76,700.49	17,036.35	138,067.39
October 2002	10148	90,924.36	56,005.77	146,930.13	44,555.67	76,356.92	16,804.04	137,716.63
November 2002	10186	91,513.64	78,389.74	169,903.38	44,742.60	87,158.90	31,552.97	163,454.47
December 2002	10254	92,394.33	73,657.55	166,051.88	45,112.44	85,422.00	28,535.72	159,070.16
January 2003	10269	92,409.91	50,466.18	142,876.09	45,088.32	75,327.58	13,295.98	133,711.88
February 2003	10283	92,885.10	68,785.50	161,670.60	45,285.30	85,812.06	23,207.52	154,304.88
March 2003	10288	92,824.38	54,796.96	147,621.34	45,249.12	78,217.47	15,617.07	139,083.66
April 2003	10322	93,080.07	61,828.17	154,908.24	45,379.77	82,987.88	19,184.39	147,552.04
May 2003	10386	93,617.74	85,738.07	179,355.81	45,729.51	92,613.44	34,783.31	173,126.26
June 2003	10471	94,317.98	110,133.95	204,451.93	46,129.50	101,487.02	53,412.01	201,028.53
July 2003	10484	95,423.56	66,750.15	162,173.71	46,149.60	84,105.57	21,279.20	151,534.37
Totals:	153174	\$ 1,376,732.21	\$ 1,115,552.83	\$ 2,492,285.04	\$ 672,600.27	\$ 1,277,912.17	\$ 437,760.35	\$ 2,388,272.79

Summary

Total Revenue Billed Under Interim Rates	(1)	<u>\$ 2,492,285</u>
Total That Could Have Been Billed Under Final Rates		<u>(2,388,273)</u>
Add back interim increase for July	(2)	<u>(2,091)</u>
		<u>\$ (2,390,364)</u>
Excess Revenue From Interim Rates Over Final Rates		<u>\$ 101,921</u>
Excess Revenue Percentage		<u>4.09%</u>
Actual Refund Made For Same Period		<u>\$ 121,006</u>
Actual Refund Percentage		<u>4.87%</u>
Excess of Actual Refund Made Over Calculated Refund		<u>\$ 19,085</u>

Notes: (1) The Interim And Final Revenues Shown Above Do Not Include Cumulative Adjustments Which Are Immaterial For These Calculations.

(2) July 2003 Interim Revenue Includes The Indexed Increase, While The Calculated Final Rates Revenue For July Does Not. Added Back Index Percentage To Calculated Revenues.

LAW OFFICES
ROSE, SUNDSTROM & BENTLEY, LLP

2548 BLAIRSTONE PINES DRIVE
TALLAHASSEE, FLORIDA 32301

CHRIS H. BENTLEY, P.A.
ROBERT C. BRANNAN
DAVID F. CHESTER
F. MARSHALL DETERDING
JOHN R. JENKINS, P.A.
STEVEN T. MINDLIN, P.A.
DAREN L. SHIPPY
WILLIAM E. SUNDSTROM, P.A.
DIANE D. TREMOR, P.A.
JOHN L. WHARTON
ROBERT M. C. ROSE, *OF COUNSEL*
WAYNE L. SCHIEFELBEIN, *OF COUNSEL*

(850) 877-6555
FAX (850) 656-4029
www.rsbattoorneys.com

CENTRAL FLORIDA OFFICE
600 S. NORTH LAKE BLVD., SUITE 160
ALTAMONTE SPRINGS, FLORIDA 32701
(407) 830-6331
FAX (407) 830-8522

MARTIN S. FRIEDMAN, P.A.
VALERIE L. LORD, *OF COUNSEL*
(LICENSED IN TEXAS ONLY)

August 21, 2003

VIA HAND DELIVERY

Tricia Merchant, CPA
Division of Economic Regulation
Florida Public Service Commission
2540 Shumard Oak Boulevard
Tallahassee, FL 32399-0850

Re: Aloha Utilities, Inc.; PSC Docket No. 010503-WU
Our File No. 26038.35


Dear Ms. Merchant:

As a follow up on my letter to you of August 18, 2003 on the refunds, the Utility has now worked with its programmer to print a consolidated billing analysis for the period May 15, 2002 through July 31, 2003.

This consists of a three page residential billing analysis and an eighteen page commercial billing analysis (by meter size). The total charges billed under the interim rates and those that would have been billed under the final rates, tie exactly to the one page schedule I provided to you with my letter earlier this week.

As noted, during our conversation on Monday, the refund methodology employed by the Commission in this case worked, in that the difference between the percentage refund required under the Final Order and that which results, based upon actual usage characteristics, is less than 8/10 of 1% (4.87% vs. 4.09%). Even that difference is likely the result of usage levels slightly below those forecast.


If you have any further questions or need any further information, please let me know and let's get this matter finalized once and for all, as now all of the refunds have



Tricia Merchant
August 21, 2003
Page 2

been credited to customers' accounts in accordance with the Order. The escrowed funds should therefore be released immediately.

Sincerely,
ROSE, SUNDSTROM & BENTLEY

A large, stylized handwritten signature in black ink, appearing to read 'F. Marshall Deterding', is written over the typed name and firm name.

F. Marshall Deterding
For The Firm

FMD/tms

cc: Blanca S. Bayo
Marshall Willis, CPA
Ralph Jaeger, Esq.
Lorena Espinoza, Esq.
Bart Fletcher
Steve Burgess, Esq.
Stephen Watford
Robert Nixon, CPA

LAW OFFICES
ROSE, SUNDSTROM & BENTLEY, LLP

2548 BLAIRSTONE PINES DRIVE
TALLAHASSEE, FLORIDA 32301

CHRIS H. BENTLEY, P.A.
ROBERT C. BRANNAN
DAVID F. CHESTER
F. MARSHALL DETERDING
JOHN R. JENKINS, P.A.
STEVEN T. MINDLIN, P.A.
DAREN L. SHIPPY
WILLIAM E. SUNDSTROM, P.A.
DIANE D. TREMOR, P.A.
JOHN L. WHARTON
ROBERT M. C. ROSE, *OF COUNSEL*
WAYNE L. SCHIEFELBEIN, *OF COUNSEL*

(850) 877-6555
FAX (850) 656-4029
www.rsbatorneys.com

CENTRAL FLORIDA OFFICE
600 S. NORTH LAKE BLVD., SUITE 160
ALTAMONTE SPRINGS, FLORIDA 32701
(407) 830-6331
FAX (407) 830-8522

MARTIN S. FRIEDMAN, P.A.
VALERIE L. LORD, *OF COUNSEL*
(LICENSED IN TEXAS ONLY)

August 21, 2003

VIA HAND DELIVERY

Tricia Merchant, CPA
Division of Economic Regulation
Florida Public Service Commission
2540 Shumard Oak Boulevard
Tallahassee, FL 32399-0850

Re: Aloha Utilities, Inc.; PSC Docket No. 010503-WU
Our File No. 26038.35


Dear Ms. Merchant:

As a follow up on my letter to you of August 18, 2003 on the refunds, the Utility has now worked with its programmer to print a consolidated billing analysis for the period May 15, 2002 through July 31, 2003.

This consists of a three page residential billing analysis and an eighteen page commercial billing analysis (by meter size). The total charges billed under the interim rates and those that would have been billed under the final rates, tie exactly to the one page schedule I provided to you with my letter earlier this week.

As noted, during our conversation on Monday, the refund methodology employed by the Commission in this case worked, in that the difference between the percentage refund required under the Final Order and that which results, based upon actual usage characteristics, is less than 8/10 of 1% (4.87% vs. 4.09%). Even that difference is likely the result of usage levels slightly below those forecast.


If you have any further questions or need any further information, please let me know and let's get this matter finalized once and for all, as now all of the refunds have



Tricia Merchant
August 21, 2003
Page 2

been credited to customers' accounts in accordance with the Order. The escrowed funds should therefore be released immediately.

Sincerely,
ROSE, SUNDBROM & BENTLEY



F. Marshall Deterding
For The Firm

FMD/tms

cc: Blanca S. Bayo
Marshall Willis, CPA
Ralph Jaeger, Esq.
Lorena Espinoza, Esq.
Bart Fletcher
Steve Burgess, Esq.
Stephen Watford
Robert Nixon, CPA

Billing Analysis Schedule
 Seven Springs Residential
 Water Only
 05/15/2002 to 07/31/2003

Consumption Level	Number of Bills	Reversed Bills	Water Base	Water Overage	Total Gallons	New Base	Gal Chrg 10000<=	Gal Chrg 10000>	New Water Chrg
0	4680	144197	33507.80	0.00	0	18,813.60	0.00	0.00	18,813.60
1	8234	135963	68481.19	0.00	3825730	33,100.68	5,279.31	0.00	38,379.99
2	14556	121407	121039.26	0.00	22472151	58,515.12	31,004.79	0.00	89,519.91
3	17550	103857	145952.50	0.00	44131087	70,551.00	60,902.76	0.00	131,453.76
4	17581	86276	146219.41	13111.60	61591577	70,675.62	84,998.01	0.00	155,673.63
5	15322	70954	127439.92	33727.28	68729995	61,594.44	94,848.43	0.00	156,442.87
6	12270	58684	102055.40	45236.22	67342955	49,325.40	92,934.17	0.00	142,259.57
7	9604	49080	79882.04	49537.32	62247965	38,608.08	85,902.85	0.00	124,510.93
8	7703	41377	64063.08	51192.45	57664311	30,966.06	79,577.50	0.00	110,543.56
9	5946	35431	49457.06	48316.94	50449989	23,902.92	69,621.25	0.00	93,524.17
10	4825	30606	40130.05	46381.22	45783091	19,396.50	63,180.90	0.00	82,577.40
11	3883	26723	32295.93	43108.51	40747464	15,609.66	53,585.40	3,298.07	72,493.13
12	3306	23417	27495.06	41633.36	38022626	13,290.12	45,622.80	8,535.78	67,448.70
13	2739	20678	22778.69	38529.41	34227572	11,010.78	37,798.20	11,760.64	60,569.62
14	2461	18217	20468.41	38275.60	33219911	9,893.22	33,961.80	14,808.97	58,663.99
15	2116	16101	17595.56	36008.09	30659634	8,506.32	29,200.80	16,339.08	54,046.20
16	1905	14196	15840.75	35225.74	29498627	7,658.10	26,289.00	17,971.63	51,918.73
17	1662	12534	13821.02	33226.40	27418393	6,681.24	22,935.60	18,573.26	48,190.10
18	1533	11001	12748.33	32907.89	26816221	6,162.66	21,155.40	19,756.18	47,074.24
19	1303	9698	10835.13	29905.84	24100582	5,238.06	17,981.40	19,041.36	42,260.82
20	1138	8560	9461.98	27808.17	22191583	4,574.76	15,704.40	18,595.99	38,875.15
21	1044	7516	8680.14	27065.65	21408961	4,196.88	14,407.20	18,866.50	37,470.58
22	844	6672	7017.44	23115.67	18141130	3,392.88	11,647.20	16,685.96	31,726.04
23	728	5944	6053.68	21004.90	16365971	2,926.56	10,046.40	15,627.81	28,600.77
24	652	5292	5420.52	19783.62	15316596	2,621.04	8,997.60	15,130.15	26,748.79
25	614	4678	5104.54	19521.42	15025741	2,468.28	8,473.20	15,283.52	26,225.00
26	524	4154	4357.54	17461.61	13360970	2,106.48	7,231.20	13,968.15	23,305.83
27	426	3728	3541.66	14820.98	11287070	1,712.52	5,878.80	12,086.45	19,677.77
28	378	3350	3142.28	13717.63	10398979	1,519.56	5,216.40	11,384.75	18,120.71
29	375	2975	3118.05	14159.62	10686067	1,507.50	5,175.00	11,930.04	18,612.54
30	279	2696	2319.49	10954.06	8234850	1,121.58	3,850.20	9,365.12	14,336.90
31	268	2428	2228.78	10916.80	8173860	1,077.36	3,698.40	9,449.49	14,225.25
32	278	2150	2310.98	11719.06	8749230	1,117.56	3,836.40	10,267.06	15,221.02
33	235	1915	1953.85	10252.69	7628500	944.70	3,243.00	9,078.94	13,266.64
34	196	1719	1629.46	8847.06	6562860	787.92	2,704.80	7,916.87	11,409.59
35	156	1563	1297.06	7271.87	5378460	627.12	2,152.80	6,567.74	9,347.66
36	129	1434	1072.59	6218.96	4586310	518.58	1,780.20	5,669.52	7,968.30
37	140	1294	1163.80	6947.69	5112590	562.80	1,932.00	6,385.66	8,880.46
38	122	1172	1014.22	6235.83	4577549	490.44	1,683.60	5,775.00	7,949.04
39	110	1062	914.90	5779.36	4231150	442.20	1,518.00	5,385.63	7,345.83
40	70	992	582.30	3791.16	2768620	281.40	966.00	3,558.02	4,805.42
41	90	902	748.20	5002.72	3648720	361.80	1,242.00	4,727.83	6,331.63
42	86	816	714.66	4903.41	3571120	345.72	1,186.80	4,663.17	6,195.69
43	59	757	490.49	3447.65	2505430	237.18	814.20	3,294.54	4,345.92
44	64	693	532.14	3844.98	2788290	257.28	883.20	3,695.09	4,835.57
45	55	638	457.15	3376.65	2445950	221.10	759.00	3,261.01	4,241.11
46	46	592	382.46	2897.82	2094820	184.92	634.80	2,811.87	3,631.59

08/21/2003

.PRG

Billing Analysis Schedule
Seven Springs Residential
Water Only

05/15/2002 to 07/31/2003

Consumption Level	Number of Bills	Reversed Bills	Water Base	Water Overage	Total Gallons	New Base	Gal Chrg 10000<=	Gal Chrg 10000>	New Water Chrg
47	51	541	423.91	3284.09	2371400	205.02	703.80	3,201.59	4,110.41
48	26	515	216.06	1709.71	1233200	104.52	358.80	1,673.90	2,137.22
49	32	483	266.12	2158.74	1553380	128.64	441.60	2,121.42	2,691.66
50	29	454	241.49	1998.60	1434260	116.58	400.20	1,968.11	2,484.89
51	33	421	274.23	2321.79	1667770	132.66	455.40	2,300.95	2,889.01
52	25	396	207.85	1795.68	1287640	100.50	345.00	1,784.73	2,230.23
53	21	375	174.61	1542.36	1104470	84.42	289.80	1,538.50	1,912.72
54	18	357	149.68	1349.21	964930	72.36	248.40	1,350.08	1,670.84
55	17	340	141.37	1296.72	926460	68.34	234.60	1,301.13	1,604.07
56	21	319	174.51	1631.72	1165520	84.42	289.80	1,643.52	2,017.74
57	18	301	149.78	1427.08	1016786	72.36	248.40	1,439.27	1,760.03
58	14	287	116.34	1128.00	804160	56.28	193.20	1,142.34	1,391.82
59	18	269	149.68	1480.56	1053600	72.36	248.40	1,502.59	1,823.35
60	18	251	149.58	1503.62	1069970	72.36	248.40	1,530.75	1,851.51
61	19	232	157.89	1621.43	1152550	76.38	262.20	1,655.59	1,994.17
62	11	221	91.41	951.97	676220	44.22	151.80	973.89	1,169.91
63	11	210	91.51	970.74	688090	44.22	151.80	994.33	1,190.35
64	13	197	108.03	1163.05	824840	52.26	179.40	1,195.12	1,426.78
65	5	192	41.55	453.35	321320	20.10	69.00	466.66	555.76
66	11	181	91.51	1020.54	721710	44.22	151.80	1,052.15	1,248.17
67	6	175	49.86	562.96	398380	24.12	82.80	582.01	688.93
68	11	164	91.51	1049.64	741340	44.22	151.80	1,085.90	1,281.92
69	5	159	41.65	484.94	341780	20.10	69.00	501.85	590.95
70	9	150	74.89	889.11	626830	36.18	124.20	923.34	1,083.72
71	9	141	74.79	900.45	635400	36.18	124.20	938.10	1,098.48
72	3	138	24.93	304.24	214570	12.06	41.40	317.45	370.91
73	6	132	49.86	618.49	435900	24.12	82.80	646.54	753.46
74	3	129	24.93	313.11	220560	12.06	41.40	327.77	381.23
75	4	125	33.24	424.63	298920	16.08	55.20	445.34	516.62
76	3	122	24.93	322.29	226760	12.06	41.40	338.42	391.88
77	9	113	74.79	978.53	688170	36.18	124.20	1,028.85	1,189.23
78	7	106	58.17	771.66	542390	28.14	96.60	812.52	937.26
79	2	104	16.62	222.96	156650	8.04	27.60	235.04	270.68
80	4	100	33.24	453.35	318310	16.08	55.20	478.69	549.97
81	6	94	49.86	687.56	482570	24.12	82.80	726.82	833.74
82	9	85	74.79	1043.93	732350	36.18	124.20	1,104.83	1,265.21
83	3	82	24.93	352.76	247350	12.06	41.40	373.85	427.31
84	2	80	16.62	238.04	166840	8.04	27.60	252.57	288.21
85	3	77	24.93	361.11	253000	12.06	41.40	383.56	437.02
86	2	75	16.62	243.60	170600	8.04	27.60	259.04	294.68
87	1	74	8.31	123.06	86150	4.02	13.80	130.98	148.80
89	3	71	24.93	379.99	265750	12.06	41.40	405.50	458.96
90	3	68	24.93	383.76	268300	12.06	41.40	409.87	463.33
91	2	66	16.62	259.83	181560	8.04	27.60	277.89	313.53
92	5	61	41.55	655.16	457670	20.10	69.00	701.19	790.29
93	4	57	33.24	528.37	369000	16.08	55.20	565.89	637.17
94	2	55	16.62	269.15	187860	8.04	27.60	288.72	324.36

Billing Analysis Schedule
Seven Springs Residential
Water Only

08/21/2003

.PRG

05/15/2002 to 07/31/2003

Consumption Level	Number of Bills	Reversed Bills	Water Base	Water Overage	Total Gallons	New Base	Gal Chrg 10000<=	Gal Chrg 10000>	New Water Chrg
95	2	53	16.62	271.52	189460	8.04	27.60	291.47	327.11
96	1	52	8.31	136.86	95470	4.02	13.80	147.01	164.83
97	2	50	16.72	277.29	192100	8.04	27.60	296.01	331.65
98	2	48	16.62	280.73	195680	8.04	27.60	302.17	337.81
99	2	46	16.72	284.01	196604	8.04	27.60	303.76	339.40
100	2	44	16.62	285.33	198790	8.04	27.60	307.52	343.16
101	2	42	16.62	288.30	200800	8.04	27.60	310.97	346.61
103	3	39	24.93	441.24	307140	12.06	41.40	476.68	530.14
104	2	37	16.62	296.38	206260	8.04	27.60	320.36	356.00
105	1	36	8.31	150.15	104450	4.02	13.80	162.45	180.27
106	2	34	16.62	302.62	210470	8.04	27.60	327.61	363.25
108	1	33	8.31	154.20	107190	4.02	13.80	167.17	184.99
109	2	31	16.62	312.32	217030	8.04	27.60	338.89	374.53
110	2	29	16.62	314.18	218280	8.04	27.60	341.05	376.69
111	1	28	8.31	159.43	110720	4.02	13.80	173.24	191.06
117	2	26	16.62	336.54	233390	8.04	27.60	367.04	402.68
118	1	25	8.31	169.34	117420	4.02	13.80	184.76	202.58
119	2	23	16.72	343.94	236830	8.04	27.60	372.94	408.58
122	1	22	8.31	175.32	121460	4.02	13.80	191.71	209.53
123	1	21	8.31	177.02	122610	4.02	13.80	193.69	211.51
126	1	20	8.31	180.71	125100	4.02	13.80	197.97	215.79
127	1	19	8.31	183.09	126710	4.02	13.80	200.74	218.56
128	1	18	8.31	184.19	127450	4.02	13.80	202.01	219.83
131	2	16	16.62	377.75	261240	8.04	27.60	414.93	450.57
134	1	15	8.41	196.26	133840	4.02	13.80	213.00	230.82
138	1	14	8.31	198.60	137190	4.02	13.80	218.77	236.59
140	1	13	8.31	201.78	139340	4.02	13.80	222.46	240.28
142	1	12	8.41	207.54	141360	4.02	13.80	225.94	243.76
143	1	11	8.31	207.16	142970	4.02	13.80	228.71	246.53
148	1	10	8.31	213.27	147100	4.02	13.80	235.81	253.63
153	2	8	16.62	442.28	304840	8.04	27.60	489.92	525.56
157	1	7	8.31	226.47	156020	4.02	13.80	251.15	268.97
165	2	5	16.72	482.31	329700	8.04	27.60	532.69	568.33
166	1	4	8.31	240.86	165740	4.02	13.80	267.87	285.69
168	1	3	8.31	243.16	167300	4.02	13.80	270.56	288.38
191	1	2	8.31	278.09	190900	4.02	13.80	311.15	328.97
208	1	1	8.31	303.13	207820	4.02	13.80	340.25	358.07
280	1	0	8.31	409.55	279720	4.02	13.80	463.92	481.74

Total Bills:	148877	0	1232739.07	981755.47	1044810988	598,485.54	1,090,612.77	437,760.35	2,126,858.66
--------------	--------	---	------------	-----------	------------	------------	--------------	------------	--------------

Billing Analysis Schedule
Seven Springs Commercial
Water Only

Meter Size: 3/4 in.

05/15/2002 to 07/31/2003

Consumption Level	Number of Bills	Reversed Bills	Water Base	Water Overage	Total Gallons	New Base	New Gal Chrg	New Water Chrg
0	273	4024	2260.99	0.00	0	1,097.46	0.00	1,097.46
1	560	3464	4647.50	0.00	271659	2,251.20	404.71	2,655.91
2	273	3191	2265.67	0.00	405922	1,097.46	604.80	1,702.26
3	219	2972	1815.76	0.00	549850	880.38	819.32	1,699.70
4	137	2835	1138.97	91.79	472960	550.74	704.68	1,255.42
5	99	2736	823.69	216.36	442970	397.98	660.04	1,058.02
6	97	2639	806.57	351.60	528377	389.94	787.31	1,177.25
7	82	2557	682.42	427.45	534330	329.64	796.13	1,125.77
8	67	2490	557.67	445.08	501210	269.34	746.75	1,016.09
9	59	2431	490.59	475.67	498210	237.18	742.31	979.49
10	56	2375	465.66	543.97	535270	225.12	797.57	1,022.69
11	36	2339	299.46	395.81	375140	144.72	558.97	703.69
12	40	2299	332.70	505.92	461500	160.80	687.62	848.42
13	42	2257	349.52	594.40	526970	168.84	785.20	954.04
14	32	2225	266.12	496.27	431020	128.64	642.22	770.86
15	30	2195	249.40	510.72	434920	120.60	648.02	768.62
16	42	2153	349.22	776.10	650050	168.84	968.58	1,137.42
17	42	2111	349.32	838.15	691790	168.84	1,030.76	1,199.60
18	24	2087	199.44	512.81	418500	96.48	623.55	720.03
19	23	2064	191.23	527.22	425020	92.46	633.26	725.72
20	22	2042	182.92	536.03	427960	88.44	637.65	726.09
21	20	2022	166.20	518.15	410100	80.40	611.06	691.46
22	24	1998	199.44	657.39	516170	96.48	769.08	865.56
23	19	1979	157.99	544.07	424360	76.38	632.29	708.67
24	18	1961	149.58	546.03	422938	72.36	630.18	702.54
25	13	1948	108.03	416.51	320420	52.26	477.43	529.69
26	15	1933	124.75	499.07	381900	60.30	569.02	629.32
27	17	1916	141.37	593.02	451380	68.34	672.54	740.88
28	17	1899	141.37	616.74	467380	68.34	696.40	764.74
29	8	1891	66.68	304.26	228880	32.16	341.04	373.20
30	12	1879	99.72	469.96	353550	48.24	526.79	575.03
31	17	1862	141.37	694.63	519990	68.34	774.78	843.12
32	10	1852	83.10	420.17	313900	40.20	467.70	507.90
33	8	1844	66.58	351.50	261100	32.16	389.04	421.20
34	4	1840	33.24	181.02	134310	16.08	200.12	216.20
35	6	1834	49.86	278.87	206430	24.12	307.59	331.71
36	6	1828	49.86	288.74	213100	24.12	317.53	341.65
37	7	1821	58.17	348.25	256310	28.14	381.90	410.04
38	8	1813	66.48	407.85	299580	32.16	446.37	478.53
39	6	1807	49.96	314.72	230170	24.12	342.95	367.07
40	2	1805	16.62	108.02	78990	8.04	117.69	125.73
41	8	1797	66.48	442.51	322990	32.16	481.25	513.41
42	6	1791	49.86	342.99	249750	24.12	372.13	396.25
43	6	1785	49.86	351.18	255280	24.12	380.37	404.49
44	4	1781	33.24	238.05	172850	16.08	257.55	273.63
46	6	1775	49.86	377.22	272880	24.12	406.59	430.71
47	3	1772	24.93	192.33	138950	12.06	207.03	219.09
48	8	1764	66.48	527.14	380180	32.16	566.47	598.63

Billing Analysis Schedule
Seven Springs Commercial
Water Only

Meter Size: 3/4 in.

05/15/2002 to 07/31/2003

Consumption Level	Number of Bills	Reversed Bills	Water Base	Water Overage	Total Gallons	New Base	New Gal Chrg	New Water Chrg
49	7	1757	58.17	474.15	341370	28.14	508.64	536.78
50	2	1755	16.72	139.01	99290	8.04	147.94	155.98
51	2	1753	16.62	140.45	100900	8.04	150.34	158.38
52	2	1751	16.62	142.91	102560	8.04	152.81	160.85
53	2	1749	16.62	146.58	105040	8.04	156.51	164.55
54	1	1748	8.41	75.11	53070	4.02	79.07	83.09
55	2	1746	16.62	152.21	108840	8.04	162.17	170.21
56	1	1745	8.31	77.52	55380	4.02	82.52	86.54
57	2	1743	16.62	158.49	113090	8.04	168.51	176.55
58	1	1742	8.31	80.99	57720	4.02	86.00	90.02
59	2	1740	16.72	165.93	117360	8.04	174.87	182.91
60	2	1738	16.72	167.90	118680	8.04	176.83	184.87
61	3	1735	24.93	254.74	181120	12.06	269.87	281.93
62	2	1733	16.62	173.47	123210	8.04	183.58	191.62
63	1	1732	8.31	88.55	62830	4.02	93.62	97.64
65	1	1731	8.31	90.99	64480	4.02	96.08	100.10
67	1	1730	8.31	94.62	66930	4.02	99.73	103.75
68	2	1728	16.62	190.17	134490	8.04	200.39	208.43
69	1	1727	8.31	97.52	68890	4.02	102.65	106.67
71	1	1726	8.31	99.19	70020	4.02	104.33	108.35
72	2	1724	16.62	203.25	143330	8.04	213.56	221.60
73	1	1723	8.31	102.16	72030	4.02	107.32	111.34
74	1	1722	8.31	105.08	74000	4.02	110.26	114.28
75	1	1721	8.31	105.38	74200	4.02	110.56	114.58
76	1	1720	8.31	107.67	75750	4.02	112.87	116.89
77	1	1719	8.31	109.21	76790	4.02	114.42	118.44
79	3	1716	24.93	334.16	234790	12.06	349.83	361.89
82	1	1715	8.31	115.87	81290	4.02	121.12	125.14
83	2	1713	16.62	234.09	164170	8.04	244.61	252.65
84	2	1711	16.62	238.41	167090	8.04	248.97	257.01
85	1	1710	8.41	122.88	84920	4.02	126.53	130.55
86	1	1709	2.22	122.75	85940	4.02	128.05	132.07
88	1	1708	8.31	125.25	87630	4.02	130.57	134.59
89	1	1707	8.41	128.54	88690	4.02	132.15	136.17
90	1	1706	8.31	128.15	89590	4.02	133.49	137.51
92	3	1703	24.93	393.17	274650	12.06	409.22	421.28
93	2	1701	16.62	264.61	184790	8.04	275.33	283.37
94	2	1699	16.62	268.94	187720	8.04	279.70	287.74
95	3	1696	24.93	407.26	284170	12.06	423.41	435.47
98	3	1693	24.93	418.67	291880	12.06	434.90	446.96
99	1	1692	8.31	140.96	98240	4.02	146.38	150.40
100	1	1691	8.31	142.92	99570	4.02	148.36	152.38
103	1	1690	8.31	146.86	102230	4.02	152.32	156.34
104	1	1689	8.31	148.64	103430	4.02	154.11	158.13
105	2	1687	16.62	300.95	209350	8.04	311.93	319.97
106	1	1686	8.31	151.11	105100	4.02	156.60	160.62
107	3	1683	25.03	460.79	318950	12.06	475.24	487.30
108	2	1681	16.62	309.79	215320	8.04	320.83	328.87

Billing Analysis Schedule
Seven Springs Commercial
Water Only

Meter Size: 3/4 in.

05/15/2002 to 07/31/2003

Consumption Level	Number of Bills	Reversed Bills	Water Base	Water Overage	Total Gallons	New Base	New Gal Chrg	New Water Chrg
109	2	1679	16.62	312.22	216960	8.04	323.27	331.31
111	2	1677	16.62	318.58	221260	8.04	329.68	337.72
112	1	1676	8.31	161.07	111830	4.02	166.63	170.65
113	1	1675	8.31	162.71	112940	4.02	168.28	172.30
115	1	1674	8.31	164.64	114240	4.02	170.22	174.24
118	1	1673	8.31	168.82	117070	4.02	174.43	178.45
126	1	1672	8.31	180.83	125180	4.02	186.52	190.54
127	1	1671	8.31	183.03	126670	4.02	188.74	192.76
128	2	1669	16.62	367.79	254510	8.04	379.22	387.26
130	1	1668	8.31	187.74	129850	4.02	193.48	197.50
131	1	1667	8.31	189.23	130860	4.02	194.98	199.00
133	1	1666	8.31	191.51	132400	4.02	197.28	201.30
134	1	1665	8.31	193.44	133700	4.02	199.21	203.23
138	1	1664	8.31	199.42	137740	4.02	205.23	209.25
139	1	1663	8.31	200.10	138200	4.02	205.92	209.94
146	1	1662	8.31	210.91	145510	4.02	216.81	220.83
148	1	1661	8.31	213.59	147320	4.02	219.51	223.53
159	1	1660	8.31	229.53	158090	4.02	235.55	239.57
163	1	1659	8.31	236.80	163000	4.02	242.87	246.89
166	1	1658	8.31	240.44	165460	4.02	246.54	250.56
167	1	1657	8.41	245.61	166740	4.02	248.44	252.46
173	1	1656	8.31	250.82	172470	4.02	256.98	261.00
187	1	1655	8.31	271.77	186630	4.02	278.08	282.10
192	1	1654	8.31	278.39	191100	4.02	284.74	288.76
210	1	1653	8.31	305.00	209080	4.02	311.53	315.55
230	1	1652	8.31	334.78	229200	4.02	341.51	345.53
447	1	1651	8.31	656.22	446390	4.02	665.12	669.14
Subtotal :	2646		21969.64	34778.75	28672746	10,636.92	42,722.21	53,359.13

Billing Analysis Schedule
Seven Springs Commercial
Water Only

Meter Size: 1.0 in.

05/15/2002 to 07/31/2003

Consumption Level	Number of Bills	Reversed Bills	Water Base	Water Overage	Total Gallons	New Base	New Gal Chrg	New Water Chrg
0	91	1560	2012.72	0.00	0	914.55	0.00	914.55
1	31	1529	686.18	0.00	9140	311.55	13.57	325.12
2	28	1501	618.80	0.00	39580	281.40	58.95	340.35
3	27	1474	597.24	0.00	70340	271.35	104.80	376.15
4	12	1462	265.47	0.00	41950	120.60	62.51	183.11
5	21	1441	464.64	0.00	95790	211.05	142.73	353.78
6	26	1415	575.41	0.00	143270	261.30	213.48	474.78
7	14	1401	309.67	0.00	94510	140.70	140.81	281.51
8	20	1381	442.54	0.00	152480	201.00	227.21	428.21
9	25	1356	553.04	17.90	212070	251.25	315.98	567.23
10	8	1348	176.80	19.24	77000	80.40	114.74	195.14
11	12	1336	265.20	46.76	127590	120.60	190.11	310.71
12	4	1332	88.40	21.72	46670	40.20	69.54	109.74
13	9	1323	198.90	60.18	112660	90.45	167.88	258.33
14	18	1305	397.80	143.88	241220	180.90	359.43	540.33
15	7	1298	154.70	65.52	100270	70.35	149.40	219.75
16	23	1275	509.11	260.17	359470	231.15	535.62	766.77
17	22	1253	487.28	280.33	364934	221.10	543.75	764.85
18	18	1235	398.07	255.10	316230	180.90	471.18	652.08
19	10	1225	221.27	156.15	185360	100.50	276.19	376.69
20	12	1213	265.20	206.33	235400	120.60	350.76	471.36
21	15	1198	331.77	274.64	305400	150.75	455.05	605.80
22	16	1182	353.87	320.32	344240	160.80	512.91	673.71
23	20	1162	442.27	429.61	450080	201.00	670.62	871.62
24	9	1153	198.90	204.57	210220	90.45	313.22	403.67
25	13	1140	287.57	320.67	320460	130.65	477.49	608.14
26	11	1129	243.10	285.36	280810	110.55	418.40	528.95
27	14	1115	309.67	382.91	370470	140.70	552.00	692.70
28	11	1104	243.37	315.78	301100	110.55	448.63	559.18
29	12	1092	265.74	363.93	341350	120.60	508.63	629.23
30	14	1078	309.40	444.42	412280	140.70	614.29	754.99
31	8	1070	176.80	267.00	244400	80.40	364.16	444.56
32	6	1064	132.60	209.04	189250	60.30	281.98	342.28
33	14	1050	309.40	506.14	454000	140.70	676.46	817.16
34	14	1036	309.94	529.35	468980	140.70	698.78	839.48
35	14	1022	309.67	554.06	486014	140.70	724.17	864.87
36	9	1013	199.17	367.48	319930	90.45	476.69	567.14
37	6	1007	132.60	253.67	219400	60.30	326.91	387.21
38	11	996	243.37	480.04	411950	110.55	613.80	724.35
39	10	986	221.27	454.57	386720	100.50	576.22	676.72
40	10	976	221.00	468.44	396510	100.50	590.78	691.28
41	9	967	199.17	434.05	364850	90.45	543.63	634.08
42	10	957	221.27	499.11	416780	100.50	621.00	721.50
43	10	947	221.54	510.58	424050	100.50	631.83	732.33
44	8	939	176.80	419.52	347470	80.40	517.72	598.12
45	7	932	154.97	379.19	311720	70.35	464.47	534.82
46	6	926	117.63	333.99	273670	60.30	407.77	468.07
47	6	920	132.60	342.95	279720	60.30	416.77	477.07

Billing Analysis Schedule
Seven Springs Commercial
Water Only

Meter Size: 1.0 in.

05/15/2002 to 07/31/2003

Consumption Level	Number of Bills	Reversed Bills	Water Base	Water Overage	Total Gallons	New Base	New Gal Chrg	New Water Chrg
48	6	914	132.60	351.90	285770	60.30	425.80	486.10
49	7	907	154.70	420.05	339820	70.35	506.32	576.67
50	5	902	110.50	308.61	248520	50.25	370.31	420.56
51	4	898	88.40	251.79	202130	40.20	301.17	341.37
52	4	894	88.40	256.95	205620	40.20	306.37	346.57
53	5	889	110.77	330.32	262590	50.25	391.26	441.51
54	6	883	132.60	406.39	322590	60.30	480.66	540.96
55	2	881	44.20	138.89	109840	20.10	163.67	183.77
56	4	877	88.40	279.72	221000	40.20	329.29	369.49
57	3	874	66.30	215.33	169490	30.15	252.54	282.69
58	2	872	44.20	147.08	115380	20.10	171.92	192.02
59	1	871	22.10	75.01	58680	10.05	87.43	97.48
60	2	869	44.47	153.83	119240	20.10	177.67	197.77
61	3	866	66.30	232.85	181330	30.15	270.17	300.32
62	2	864	44.20	158.70	123230	20.10	183.61	203.71
63	3	861	66.30	241.37	187090	30.15	278.76	308.91
65	2	859	44.47	168.77	129270	20.10	192.61	212.71
66	1	858	22.10	85.00	65430	10.05	97.49	107.54
67	1	857	22.10	86.49	66440	10.05	99.00	109.05
68	1	856	22.10	88.80	68000	10.05	101.32	111.37
69	3	853	66.57	270.54	205970	30.15	306.90	337.05
71	1	852	22.10	92.60	70570	10.05	105.15	115.20
72	2	850	44.20	187.14	142450	20.10	212.25	232.35
74	3	847	66.30	291.10	220686	30.15	328.82	358.97
77	4	843	88.40	405.96	306290	40.20	456.37	496.57
78	2	841	44.20	206.03	155210	20.10	231.27	251.37
79	3	838	66.30	313.54	235850	30.15	351.42	381.57
81	3	835	66.30	321.76	241400	30.15	359.68	389.83
82	1	834	22.10	108.19	81100	10.05	120.84	130.89
83	2	832	44.20	219.91	164590	20.10	245.24	265.34
84	2	830	44.20	223.49	167010	20.10	248.84	268.94
86	2	828	44.20	228.39	170320	20.10	253.78	273.88
87	2	826	44.20	232.92	173380	20.10	258.34	278.44
90	2	824	44.47	243.62	179500	20.10	267.45	287.55
91	1	823	22.10	121.82	90310	10.05	134.56	144.61
92	1	822	22.10	123.65	91550	10.05	136.41	146.46
95	1	821	22.10	128.01	94490	10.05	140.79	150.84
96	1	820	22.10	128.85	95060	10.05	141.64	151.69
102	1	819	22.10	137.92	101190	10.05	150.77	160.82
104	1	818	22.10	141.31	103480	10.05	154.19	164.24
106	1	817	22.10	144.61	105710	10.05	157.51	167.56
110	2	815	44.20	301.02	219390	20.10	326.89	346.99
114	1	814	22.10	155.70	113200	10.05	168.67	178.72
116	1	813	22.10	159.34	115660	10.05	172.33	182.38
119	2	811	44.20	327.73	237440	20.10	353.79	373.89
121	1	810	22.10	167.00	120840	10.05	180.05	190.10
137	1	809	22.10	190.17	136490	10.05	203.37	213.42
142	1	808	22.10	197.99	141780	10.05	211.25	221.30

Billing Analysis Schedule
Seven Springs Commercial
Water Only

Meter Size: 1.0 in.

05/15/2002 to 07/31/2003

Consumption Level	Number of Bills	Reversed Bills	Water Base	Water Overage	Total Gallons	New Base	New Gal Chrg	New Water Chrg
143	1	807	22.10	199.28	142650	10.05	212.55	222.60
144	1	806	22.10	200.61	143550	10.05	213.89	223.94
147	1	805	22.10	204.37	146090	10.05	217.67	227.72
148	1	804	22.10	206.50	147530	10.05	219.82	229.87
149	1	803	22.37	210.02	148010	10.05	220.53	230.58
150	1	802	22.10	209.79	149750	10.05	223.13	233.18
152	2	800	44.20	424.91	303100	20.10	451.62	471.72
156	1	799	22.10	218.52	155650	10.05	231.92	241.97
157	1	798	22.10	220.43	156940	10.05	233.84	243.89
160	1	797	22.10	224.69	159820	10.05	238.13	248.18
172	1	796	22.10	242.20	171650	10.05	255.76	265.81
174	1	795	22.10	245.28	173730	10.05	258.86	268.91
177	1	794	22.37	252.03	176020	10.05	262.27	272.32
181	1	793	22.10	255.30	180500	10.05	268.95	279.00
193	1	792	22.10	273.61	192870	10.05	287.38	297.43
202	1	791	22.10	286.02	201260	10.05	299.88	309.93
228	1	790	22.10	324.19	227050	10.05	338.30	348.35
253	1	789	22.10	362.32	252810	10.05	376.69	386.74
329	1	788	22.10	474.37	328520	10.05	489.49	499.54
Subtotal :	863		19072.99	27087.27	23677634	8,673.15	35,279.64	43,952.79

Billing Analysis Schedule
Seven Springs Commercial
Water Only

Meter Size: 1.5 in.

05/15/2002 to 07/31/2003

Consumption Level	Number of Bills	Reversed Bills	Water Base	Water Overage	Total Gallons	New Base	New Gal Chrg	New Water Chrg
0	31	757	1285.97	0.00	0	623.10	0.00	623.10
1	1	756	41.96	0.00	900	20.10	1.34	21.44
3	3	753	124.35	0.00	7800	60.30	11.62	71.92
4	3	750	124.86	0.00	10300	60.30	15.35	75.65
5	3	747	124.35	0.00	13100	60.30	19.52	79.82
6	4	743	165.80	0.00	21440	80.40	31.96	112.36
7	2	741	82.90	0.00	13570	40.20	20.22	60.42
8	3	738	124.35	0.00	23100	60.30	34.42	94.72
9	1	737	41.45	0.00	8600	20.10	12.81	32.91
10	1	736	41.45	0.00	10000	20.10	14.90	35.00
11	2	734	82.90	0.00	21200	40.20	31.59	71.79
12	7	727	290.66	0.00	81320	140.70	121.17	261.87
13	2	725	82.90	0.00	24700	40.20	36.81	77.01
14	2	723	82.90	0.00	26980	40.20	40.20	80.40
15	2	721	82.90	0.00	28370	40.20	42.27	82.47
16	1	720	41.45	0.74	15500	20.10	23.10	43.20
17	3	717	124.35	7.99	50400	60.30	75.10	135.40
18	1	716	41.45	4.23	17860	20.10	26.61	46.71
19	5	711	208.27	26.30	92670	100.50	138.08	238.58
20	4	707	165.80	27.82	78800	80.40	117.41	197.81
21	5	702	207.25	40.45	102330	100.50	152.48	252.98
23	2	700	82.90	22.79	45400	40.20	67.64	107.84
24	3	697	124.35	38.10	70740	60.30	105.41	165.71
25	3	694	124.35	41.44	73000	60.30	108.78	169.08
27	1	693	41.45	16.43	26100	20.10	38.89	58.99
29	2	691	82.90	41.14	57800	40.20	86.12	126.32
30	1	690	41.45	20.76	29030	20.10	43.25	63.35
32	3	687	124.35	71.93	93600	60.30	139.47	199.77
35	5	682	208.27	144.93	172400	100.50	256.88	357.38
36	4	678	165.80	121.84	142330	80.40	212.07	292.47
38	2	676	82.90	67.19	75400	40.20	112.35	152.55
39	1	675	41.45	34.48	38300	20.10	57.07	77.17
40	2	673	82.90	71.78	78500	40.20	116.97	157.17
42	1	672	41.45	39.66	41800	20.10	62.28	82.38
43	1	671	41.45	40.55	42400	20.10	63.18	83.28
44	2	669	82.90	85.39	87700	40.20	130.67	170.87
45	1	668	41.45	44.25	44900	20.10	66.90	87.00
46	1	667	41.45	45.14	45500	20.10	67.80	87.90
47	1	666	41.45	47.36	47000	20.10	70.03	90.13
49	4	662	165.80	199.06	194500	80.40	289.81	370.21
50	1	661	41.45	50.47	49100	20.10	73.16	93.26
51	3	658	124.86	157.44	150900	60.30	224.84	285.14
52	1	657	41.45	54.61	51900	20.10	77.33	97.43
53	2	655	82.90	110.85	104900	40.20	156.31	196.51
54	3	652	124.35	171.68	161000	60.30	239.89	300.19
57	2	650	82.90	122.74	112930	40.20	168.27	208.47
58	1	649	41.45	63.64	58000	20.10	86.42	106.52
59	2	647	82.90	130.24	118000	40.20	175.82	216.02

Billing Analysis Schedule
Seven Springs Commercial
Water Only

Meter Size: 1.5 in.

05/15/2002 to 07/31/2003

Consumption Level	Number of Bills	Reversed Bills	Water Base	Water Overage	Total Gallons	New Base	New Gal Chrg	New Water Chrg
60	1	646	41.96	66.45	59300	20.10	88.36	108.46
61	1	645	41.45	66.90	60200	20.10	89.70	109.80
64	1	644	41.45	72.52	64000	20.10	95.36	115.46
66	5	639	207.25	373.85	327600	100.50	488.12	588.62
67	1	638	41.45	76.81	66900	20.10	99.68	119.78
68	1	637	41.45	78.00	67700	20.10	100.87	120.97
69	1	636	41.45	79.03	68400	20.10	101.92	122.02
70	2	634	41.45	162.21	139600	40.20	208.00	248.20
71	1	633	41.45	82.73	70900	20.10	105.64	125.74
73	1	632	41.45	85.10	72500	20.10	108.03	128.13
75	1	631	41.45	88.65	74900	20.10	111.60	131.70
76	1	630	41.45	89.24	75300	20.10	112.20	132.30
80	4	626	165.80	381.84	318000	80.40	473.83	554.23
82	2	624	82.90	196.87	163020	40.20	242.90	283.10
84	1	623	41.45	101.53	83600	20.10	124.56	144.66
87	1	622	41.45	105.52	86300	20.10	128.59	148.69
89	1	621	41.45	108.81	88520	20.10	131.89	151.99
93	1	620	41.45	114.85	92600	20.10	137.97	158.07
94	1	619	41.45	116.33	93600	20.10	139.46	159.56
95	1	618	41.45	117.22	94200	20.10	140.36	160.46
96	1	617	41.45	119.73	95900	20.10	142.89	162.99
99	3	614	124.35	370.74	295500	60.30	440.29	500.59
102	1	613	0.00	128.17	101600	20.10	151.38	171.48
107	1	612	0.00	135.42	106500	20.10	158.69	178.79
109	1	611	41.45	138.08	108300	20.10	161.37	181.47
110	1	610	41.45	140.45	109900	20.10	163.75	183.85
112	1	609	41.45	143.56	112000	20.10	166.88	186.98
117	1	608	41.96	153.00	117000	20.10	174.33	194.43
121	1	607	41.45	155.99	120400	20.10	179.40	199.50
125	1	606	41.45	162.06	124500	20.10	185.51	205.61
127	1	605	41.45	165.17	126600	20.10	188.63	208.73
128	1	604	0.00	166.80	127700	20.10	190.27	210.37
135	1	603	41.96	179.10	134400	20.10	200.26	220.36
143	1	602	41.45	188.66	142470	20.10	212.28	232.38
152	1	601	41.45	201.43	151100	20.10	225.14	245.24
176	1	600	41.96	240.90	175600	20.10	261.64	281.74
180	1	599	0.00	242.87	179100	20.10	266.86	286.96
190	1	598	41.45	257.82	189200	20.10	281.91	302.01
193	1	597	0.00	262.40	192300	20.10	286.53	306.63
201	1	596	0.00	274.54	200500	20.10	298.75	318.85
203	1	595	41.45	277.20	202300	20.10	301.43	321.53
207	1	594	0.00	283.42	206500	20.10	307.69	327.79
218	1	593	0.00	300.44	218000	20.10	324.82	344.92
236	1	592	0.00	325.75	235100	20.10	350.30	370.40
277	1	591	41.45	387.32	276700	20.10	412.28	432.38
294	1	590	0.00	411.74	293200	20.10	436.87	456.97
310	1	589	41.45	435.56	309300	20.10	460.86	480.96
Subtotal	199		7799.74	10976.20	9680880	3,999.90	14,424.62	18,424.52

Billing Analysis Schedule
Seven Springs Commercial
Water Only

Meter Size: 2.0 in.

05/15/2002 to 07/31/2003

Consumption Level	Number of Bills	Reversed Bills	Water Base	Water Overage	Total Gallons	New Base	New Gal Chrg	New Water Chrg
0	52	537	3476.88	0.00	0	1,672.32	0.00	1,672.32
1	27	510	1806.06	0.00	10800	868.32	16.12	884.44
2	6	504	401.62	0.00	10800	192.96	16.09	209.05
3	3	501	200.40	0.00	7100	96.48	10.58	107.06
4	3	498	200.40	0.00	10800	96.48	16.08	112.56
5	6	492	401.62	0.00	27730	192.96	41.31	234.27
6	4	488	267.20	0.00	22600	128.64	33.67	162.31
7	4	484	267.20	0.00	25170	128.64	37.51	166.15
8	1	483	66.80	0.00	7600	32.16	11.32	43.48
9	2	481	133.60	0.00	16700	64.32	24.89	89.21
10	5	476	334.82	0.00	48090	160.80	71.65	232.45
11	5	471	335.64	0.00	51860	160.80	77.26	238.06
12	7	464	467.60	0.00	82150	225.12	122.40	347.52
13	7	457	467.60	0.00	87140	225.12	129.84	354.96
14	5	452	334.00	0.00	67000	160.80	99.83	260.63
15	4	448	268.02	0.00	58500	128.64	87.16	215.80
16	3	445	200.40	0.00	47700	96.48	71.07	167.55
17	3	442	200.40	0.00	48350	96.48	72.04	168.52
18	3	439	200.40	0.00	52200	96.48	77.78	174.26
19	2	437	133.60	0.00	36800	64.32	54.84	119.16
20	2	435	135.60	0.00	39100	64.32	58.26	122.58
21	4	431	267.20	0.00	81820	128.64	121.91	250.55
22	2	429	133.60	0.00	43400	64.32	64.67	128.99
23	1	428	66.80	0.00	22500	32.16	33.53	65.69
24	3	425	200.40	0.00	70600	96.48	105.19	201.67
25	1	424	66.80	0.30	24200	32.16	36.06	68.22
26	4	420	267.20	8.56	101780	128.64	151.65	280.29
27	1	419	66.80	4.29	26900	32.16	40.08	72.24
28	2	417	134.42	11.33	55600	64.32	82.84	147.16
31	2	415	133.60	18.94	60800	64.32	90.60	154.92
32	3	412	200.40	33.89	94900	96.48	141.40	237.88
33	4	408	267.20	50.02	129800	128.64	193.40	322.04
34	5	403	334.00	70.15	167400	160.80	249.44	410.24
36	2	401	133.60	34.78	71500	64.32	106.54	170.86
37	2	399	134.42	36.50	72500	64.32	108.03	172.35
38	1	398	66.80	19.73	37330	32.16	55.62	87.78
39	1	397	66.80	21.90	38800	32.16	57.81	89.97
40	1	396	66.80	23.53	39900	32.16	59.45	91.61
41	1	395	67.62	25.20	40800	32.16	60.79	92.95
42	4	391	268.02	104.39	166300	128.64	247.80	376.44
45	4	387	267.20	120.76	177600	128.64	264.64	393.28
46	1	386	66.80	31.82	45500	32.16	67.80	99.96
47	1	385	66.80	34.04	47000	32.16	70.03	102.19
48	1	384	66.80	34.78	47500	32.16	70.78	102.94
49	1	383	66.80	36.56	48700	32.16	72.56	104.72
50	1	382	67.62	38.40	49600	32.16	73.90	106.06
51	1	381	66.80	39.07	50400	32.16	75.10	107.26
53	2	379	133.60	84.51	105100	64.32	156.60	220.92

Billing Analysis Schedule
Seven Springs Commercial
Water Only
05/15/2002 to 07/31/2003

Meter Size: 2.0 in.

Consumption Level	Number of Bills	Reversed Bills	Water Base	Water Overage	Total Gallons	New Base	New Gal Chrg	New Water Chrg
54	2	377	133.60	87.76	107300	64.32	159.88	224.20
55	2	375	134.42	92.08	109800	64.32	163.60	227.92
56	6	369	400.80	281.94	334500	192.96	498.40	691.36
57	1	368	66.80	47.95	56400	32.16	84.04	116.20
58	2	366	133.60	98.42	114500	64.32	170.61	234.93
59	4	362	267.20	204.53	234200	128.64	348.96	477.60
60	1	361	66.80	52.69	59600	32.16	88.80	120.96
62	2	359	133.60	112.04	123700	64.32	184.31	248.63
63	3	356	200.40	170.06	186900	96.48	278.48	374.96
65	2	354	133.60	119.88	129000	64.32	192.21	256.53
66	2	352	133.60	123.13	131200	64.32	195.49	259.81
67	4	348	268.02	252.66	266140	128.64	396.56	525.20
68	3	345	200.40	192.84	202300	96.48	301.43	397.91
69	3	342	200.40	197.43	205400	96.48	306.05	402.53
70	3	339	201.22	203.08	208600	96.48	310.81	407.29
71	3	336	202.40	206.31	211400	96.48	315.00	411.48
72	4	332	267.20	281.50	286200	128.64	426.44	555.08
73	6	326	400.80	429.79	434400	192.96	647.27	840.23
75	2	324	133.60	149.77	149200	64.32	222.31	286.63
76	3	321	200.40	229.40	227000	96.48	338.23	434.71
77	1	320	68.80	78.29	76900	32.16	114.58	146.74
78	4	316	267.20	316.43	309800	128.64	461.60	590.24
79	3	313	202.40	243.31	236400	96.48	352.23	448.71
80	2	311	133.60	163.84	158700	64.32	236.47	300.79
81	3	308	200.40	251.75	242100	96.48	360.73	457.21
82	2	306	133.60	170.49	163200	64.32	243.17	307.49
84	4	302	267.20	352.39	334100	128.64	497.82	626.46
86	3	299	201.22	275.63	257400	96.48	383.53	480.01
87	1	298	66.80	92.06	86200	32.16	128.44	160.60
89	2	296	133.60	191.36	177300	64.32	264.18	328.50
90	2	294	133.60	193.14	178500	64.32	265.97	330.29
92	1	293	66.80	100.49	91900	32.16	136.93	169.09
93	4	289	267.20	404.79	369500	128.64	550.56	679.20
94	1	288	66.80	103.60	94000	32.16	140.06	172.22
97	1	287	66.80	107.30	96500	32.16	143.79	175.95
98	1	286	66.80	109.22	97800	32.16	145.72	177.88
99	2	284	133.60	219.49	196300	64.32	292.49	356.81
101	1	283	66.80	113.52	100700	32.16	150.04	182.20
103	1	282	66.80	115.59	102100	32.16	152.13	184.29
105	1	281	67.62	121.35	104900	32.16	156.30	188.46
111	1	280	66.80	128.61	110900	32.16	165.24	197.40
112	1	279	66.80	129.80	111700	32.16	166.43	198.59
113	1	278	66.80	130.54	112200	32.16	167.18	199.34
114	2	276	137.60	264.92	227000	64.32	338.23	402.55
115	1	275	68.80	134.38	114800	32.16	171.05	203.21
117	2	273	133.60	273.95	233100	64.32	347.32	411.64
118	2	271	133.60	276.32	234700	64.32	349.70	414.02
119	1	270	66.80	140.45	118900	32.16	177.16	209.32

Billing Analysis Schedule
Seven Springs Commercial
Water Only

Meter Size: 2.0 in.

05/15/2002 to 07/31/2003

Consumption Level	Number of Bills	Reversed Bills	Water Base	Water Overage	Total Gallons	New Base	New Gal Chrg	New Water Chrg
124	1	269	66.80	147.26	123500	32.16	184.02	216.18
125	2	267	133.60	298.52	249700	64.32	372.05	436.37
127	3	264	202.40	455.25	379600	96.48	565.61	662.09
130	1	263	66.80	156.73	129900	32.16	193.55	225.71
132	1	262	66.80	159.54	131800	32.16	196.38	228.54
133	1	261	66.80	160.14	132200	32.16	196.98	229.14
134	1	260	67.62	163.95	133300	32.16	198.62	230.78
136	2	258	133.60	330.04	271000	64.32	403.79	468.11
138	2	256	135.60	335.81	274900	64.32	409.61	473.93
142	1	255	66.80	173.46	141200	32.16	210.39	242.55
144	1	254	66.80	176.48	143240	32.16	213.43	245.59
147	1	253	66.80	180.71	146100	32.16	217.69	249.85
150	1	252	66.80	186.33	149900	32.16	223.35	255.51
151	1	251	66.80	187.66	150800	32.16	224.69	256.85
163	1	250	66.80	204.68	162300	32.16	241.83	273.99
168	1	249	66.80	211.94	167200	32.16	249.13	281.29
174	1	248	66.80	220.78	173175	32.16	258.03	290.19
176	2	246	135.60	449.47	351700	64.32	524.03	588.35
181	1	245	66.80	231.77	180600	32.16	269.09	301.25
184	2	243	135.60	473.00	367600	64.32	547.72	612.04
187	1	242	66.80	241.24	187000	32.16	278.63	310.79
191	2	240	133.60	492.55	380800	64.32	567.39	631.71
194	1	239	66.80	251.30	193800	32.16	288.76	320.92
203	1	238	66.80	264.03	202400	32.16	301.58	333.74
204	1	237	67.62	268.80	203200	32.16	302.77	334.93
213	1	236	66.80	279.28	212700	32.16	316.92	349.08
214	1	235	66.80	280.31	213400	32.16	317.97	350.13
216	3	232	200.40	851.30	647200	96.48	964.32	1,060.80
219	1	231	66.80	288.30	218800	32.16	326.01	358.17
221	1	230	66.80	290.23	220100	32.16	327.95	360.11
223	1	229	66.80	294.52	223000	32.16	332.27	364.43
224	1	228	66.80	295.26	223500	32.16	333.02	365.18
234	1	227	66.80	310.36	233700	32.16	348.21	380.37
242	1	226	66.80	322.20	241700	32.16	360.13	392.29
246	1	225	66.80	327.82	245500	32.16	365.80	397.96
265	1	224	66.80	356.24	264700	32.16	394.40	426.56
273	1	223	66.80	367.34	272200	32.16	405.58	437.74
274	1	222	66.80	369.85	273900	32.16	408.11	440.27
286	1	221	66.80	387.02	285500	32.16	425.40	457.56
294	1	220	66.80	398.86	293500	32.16	437.32	469.48
309	1	219	66.80	421.80	309000	32.16	460.41	492.57
331	1	218	66.80	454.06	330800	32.16	492.89	525.05
341	1	217	66.80	468.42	340500	32.16	507.35	539.51
458	1	216	66.80	641.88	457700	32.16	681.97	714.13
472	1	215	66.80	661.86	471200	32.16	702.09	734.25
499	1	214	66.80	701.82	498200	32.16	742.32	774.48
500	1	213	66.80	704.48	500000	32.16	745.00	777.16
552	1	212	66.80	781.29	551900	32.16	822.33	854.49

**Billing Analysis Schedule
Seven Springs Commercial
Water Only**

Meter Size: 2.0 in.

05/15/2002 to 07/31/2003

Consumption Level	Number of Bills	Reversed Bills	Water Base	Water Overage	Total Gallons	New Base	New Gal Chrg	New Water Chrg
565	1	211	66.80	799.94	564500	32.16	841.11	873.27
597	1	210	66.80	847.60	596700	32.16	889.08	921.24
600	1	209	66.80	851.89	599600	32.16	893.40	925.56
705	1	208	66.80	1006.84	704300	32.16	1,049.41	1,081.57
784	1	207	66.80	1124.50	783800	32.16	1,167.86	1,200.02
855	1	206	66.80	1229.73	854900	32.16	1,273.80	1,305.96
870	1	205	67.62	1267.80	869200	32.16	1,295.11	1,327.27
924	1	204	66.80	1331.11	923400	32.16	1,375.87	1,408.03
963	1	203	66.80	1388.68	962300	32.16	1,433.83	1,465.99
Subtotal :	386		25828.12	36143.75	30706075	12,413.76	45,752.21	58,165.97

Billing Analysis Schedule
Seven Springs Commercial
Water Only

Meter Size: 3.0 in.

05/15/2002 to 07/31/2003

Consumption Level	Number of Bills	Reversed Bills	Water Base	Water Overage	Total Gallons	New Base	New Gal Chrg	New Water Chrg
53	1	202	132.72	7.40	53000	64.32	78.97	143.29
96	1	201	132.72	70.30	95500	64.32	142.30	206.62
112	1	200	132.72	93.68	111300	64.32	165.84	230.16
116	1	199	132.72	100.64	116000	64.32	172.84	237.16
132	1	198	132.72	123.14	131200	64.32	195.49	259.81
143	1	197	132.72	139.71	142400	64.32	212.18	276.50
147	1	196	132.72	146.08	146700	64.32	218.58	282.90
158	1	195	132.72	161.76	157300	64.32	234.38	298.70
160	1	194	132.72	165.46	159800	64.32	238.10	302.42
163	1	193	132.72	169.31	162400	64.32	241.98	306.30
174	1	192	132.72	185.30	173200	64.32	258.07	322.39
175	1	191	132.72	186.63	174100	64.32	259.41	323.73
236	1	190	132.72	278.09	235900	64.32	351.49	415.81
238	1	189	132.72	281.05	237900	64.32	354.47	418.79
461	1	188	134.35	618.90	460600	64.32	686.29	750.61
Subtotal :	15		1992.43	2727.45	2557300	964.80	3,810.39	4,775.19

Billing Analysis Schedule
Seven Springs Commercial
Water Only

Meter Size: 4.0 in.

05/15/2002 to 07/31/2003

Consumption Level	Number of Bills	Reversed Bills	Water Base	Water Overage	Total Gallons	New Base	New Gal Chrg	New Water Chrg
0	1	187	207.72	0.00	0	100.50	0.00	100.50
1	8	179	1664.31	0.00	5200	804.00	7.75	811.75
2	3	176	623.16	0.00	5600	301.50	8.34	309.84
3	9	167	1874.58	0.00	23370	904.50	34.83	939.33
4	9	158	1869.48	0.00	31700	904.50	47.24	951.74
5	4	154	830.88	0.00	18200	402.00	27.11	429.11
6	3	151	625.71	0.00	16400	301.50	24.44	325.94
7	1	150	207.72	0.00	6100	100.50	9.09	109.59
9	1	149	207.72	0.00	8600	100.50	12.81	113.31
10	2	147	221.12	0.00	19600	201.00	29.20	230.20
12	1	146	207.72	0.00	11100	100.50	16.54	117.04
38	1	145	207.72	0.00	38000	100.50	56.62	157.12
57	1	144	207.72	0.00	57000	100.50	84.93	185.43
78	1	143	207.72	4.44	78000	100.50	116.22	216.72
84	2	141	415.44	26.64	168000	201.00	250.32	451.32
85	1	140	207.72	14.80	85000	100.50	126.65	227.15
87	1	139	210.27	18.00	87000	100.50	129.63	230.13
95	1	138	207.72	29.60	95000	100.50	141.55	242.05
108	1	137	207.72	48.84	108000	100.50	160.92	261.42
112	1	136	207.72	54.76	112000	100.50	166.88	267.38
116	1	135	207.72	60.68	116000	100.50	172.84	273.34
122	1	134	207.72	69.56	122000	100.50	181.78	282.28
125	1	133	207.72	74.00	125000	100.50	186.25	286.75
152	1	132	207.72	113.96	152000	100.50	226.48	326.98
161	1	131	207.72	127.28	161000	100.50	239.89	340.39
Subtotal :	57		11658.47	642.56	1649870	5,728.50	2,458.31	8,186.81

Billing Analysis Schedule
Seven Springs Commercial
Water Only

Meter Size: 6.0 in.

05/15/2002 to 07/31/2003

Consumption Level	Number of Bills	Reversed Bills	Water Base	Water Overage	Total Gallons	New Base	New Gal Chrg	New Water Chrg
0	1	130	321.23	0.00	0	201.00	0.00	201.00
4	2	128	642.46	0.00	7300	402.00	10.88	412.88
5	4	124	1284.92	0.00	18600	804.00	27.71	831.71
6	6	118	1927.38	0.00	33300	1,206.00	49.62	1,255.62
7	4	114	1284.92	0.00	25840	804.00	38.51	842.51
8	1	113	325.18	0.00	7300	201.00	10.88	211.88
9	2	111	642.46	0.00	17500	402.00	26.08	428.08
10	3	108	963.69	0.00	27600	603.00	41.13	644.13
11	2	106	642.46	0.00	20800	402.00	31.00	433.00
15	1	105	321.23	0.00	14800	201.00	22.05	223.05
19	2	103	642.46	0.00	37500	402.00	55.88	457.88
26	1	102	321.23	0.00	25100	201.00	37.40	238.40
29	1	101	321.23	0.00	28900	201.00	43.06	244.06
30	1	100	321.23	0.00	29200	201.00	43.51	244.51
39	1	99	321.23	0.00	38360	201.00	57.16	258.16
40	1	98	321.23	0.00	39900	201.00	59.45	260.45
41	2	96	646.41	0.00	81500	402.00	121.43	523.43
42	2	94	642.46	0.00	83600	402.00	124.56	526.56
44	1	93	321.23	0.00	43700	201.00	65.11	266.11
45	1	92	321.23	0.00	44600	201.00	66.45	267.45
46	1	91	321.23	0.00	45200	201.00	67.35	268.35
47	1	90	321.23	0.00	46170	201.00	68.79	269.79
50	1	89	325.18	0.00	49300	201.00	73.46	274.46
55	1	88	321.23	0.00	55000	201.00	81.95	282.95
59	1	87	325.18	0.00	58720	201.00	87.49	288.49
63	2	85	642.46	0.00	124980	402.00	186.22	588.22
65	2	83	642.46	0.00	128640	402.00	191.67	593.67
73	1	82	321.23	0.00	72370	201.00	107.83	308.83
76	1	81	321.23	0.00	75150	201.00	111.97	312.97
77	1	80	321.23	0.00	76520	201.00	114.01	315.01
79	1	79	321.23	0.00	78800	201.00	117.41	318.41
101	1	78	321.23	0.00	100850	201.00	150.27	351.27
109	1	77	321.23	0.00	109000	201.00	162.41	363.41
136	1	76	321.23	0.00	135630	201.00	202.09	403.09
137	2	74	642.46	0.00	273240	402.00	407.13	809.13
146	1	73	321.23	0.00	145200	201.00	216.35	417.35
151	1	72	321.23	0.15	150100	201.00	223.65	424.65
156	1	71	321.23	7.70	155200	201.00	231.25	432.25
159	1	70	321.23	12.14	158200	201.00	235.72	436.72
164	1	69	321.23	20.51	163860	201.00	244.15	445.15
165	1	68	321.23	22.05	164900	201.00	245.70	446.70
171	1	67	321.23	30.93	170900	201.00	254.64	455.64
175	1	66	321.23	36.60	174730	201.00	260.35	461.35
177	1	65	321.23	39.22	176500	201.00	262.99	463.99
180	1	64	321.23	43.51	179400	201.00	267.31	468.31
188	1	63	321.23	55.65	187600	201.00	279.52	480.52
213	1	62	325.18	94.20	212800	201.00	317.07	518.07
223	1	61	321.23	106.71	222100	201.00	330.93	531.93

Billing Analysis Schedule
Seven Springs Commercial
Water Only

Meter Size: 6.0 in.

05/15/2002 to 07/31/2003

Consumption Level	Number of Bills	Reversed Bills	Water Base	Water Overage	Total Gallons	New Base	New Gal Chrg	New Water Chrg
243	1	60	321.23	136.91	242510	201.00	361.34	562.34
244	1	59	321.23	137.94	243200	201.00	362.37	563.37
250	1	58	321.23	146.82	249200	201.00	371.31	572.31
252	1	57	321.23	150.96	252000	201.00	375.48	576.48
254	1	56	321.23	152.88	253300	201.00	377.42	578.42
286	1	55	321.23	201.28	286000	201.00	426.14	627.14
289	1	54	321.23	205.13	288600	201.00	430.01	631.01
331	1	53	321.23	267.88	331000	201.00	493.19	694.19
348	1	52	325.18	296.70	347800	201.00	518.22	719.22
374	2	50	646.41	666.63	747400	402.00	1,113.63	1,515.63
399	1	49	321.23	368.08	398700	201.00	594.06	795.06
403	1	48	321.23	374.44	403000	201.00	600.47	801.47
407	1	47	321.23	380.36	407000	201.00	606.43	807.43
417	1	46	321.23	395.16	417000	201.00	621.33	822.33
422	1	45	321.23	402.56	422000	201.00	628.78	829.78
426	1	44	321.23	408.48	426000	201.00	634.74	835.74
476	1	43	321.23	482.48	476000	201.00	709.24	910.24
501	1	42	321.23	518.78	500530	201.00	745.79	946.79
504	1	41	321.23	523.92	504000	201.00	750.96	951.96
511	1	40	321.23	533.54	510500	201.00	760.65	961.65
551	1	39	321.23	593.48	551000	201.00	820.99	1,021.99
567	1	38	321.23	617.16	567000	201.00	844.83	1,045.83
576	1	37	321.23	629.89	575600	201.00	857.64	1,058.64
607	1	36	321.23	676.06	606800	201.00	904.13	1,105.13
621	1	35	321.23	696.34	620500	201.00	924.55	1,125.55
627	1	34	321.23	704.78	626200	201.00	933.04	1,134.04
677	1	33	321.23	779.96	677000	201.00	1,008.73	1,209.73
752	1	32	321.23	889.92	751300	201.00	1,119.44	1,320.44
772	1	31	321.23	920.56	772000	201.00	1,150.28	1,351.28
836	1	30	321.23	1015.28	836000	201.00	1,245.64	1,446.64
840	1	29	321.23	1020.76	839700	201.00	1,251.15	1,452.15
1068	1	28	321.23	1358.64	1068000	201.00	1,591.32	1,792.32
1188	1	27	321.23	1536.24	1188000	201.00	1,770.12	1,971.12
Subtotal :	104		33435.57	18659.37	21701300	20,904.00	32,334.97	53,238.97

Billing Analysis Schedule
Seven Springs Commercial
Water Only

Meter Size: 8.0 in.

05/15/2002 to 07/31/2003

Consumption Level	Number of Bills	Reversed Bills	Water Base	Water Overage	Total Gallons	New Base	New Gal Chrg	New Water Chrg
166	1	26	656.25	0.00	165500	321.60	246.60	568.20
197	1	25	656.25	0.00	196300	321.60	292.49	614.09
211	1	24	656.25	0.00	210100	321.60	313.05	634.65
271	1	23	656.25	44.99	270400	321.60	402.90	724.50
314	1	22	656.25	109.52	314000	321.60	467.86	789.46
347	1	21	656.25	158.21	346900	321.60	516.88	838.48
369	1	20	656.25	190.33	368600	321.60	549.21	870.81
431	1	19	656.25	281.95	430510	321.60	641.46	963.06
438	1	18	656.25	291.71	437100	321.60	651.28	972.88
465	1	17	664.32	337.35	464900	321.60	692.70	1,014.30
667	1	16	656.25	631.65	666790	321.60	993.52	1,315.12
727	1	15	656.25	719.58	726200	321.60	1,082.04	1,403.64
Subtotal :	12		7883.07	2765.29	4597300	3,859.20	6,849.99	10,709.19

**Billing Analysis Schedule
Seven Springs Commercial
Water Only**

Meter Size: 10.0 in.

05/15/2002 to 07/31/2003

Consumption Level	Number of Bills	Reversed Bills	Water Base	Water Overage	Total Gallons	New Base	New Gal Chrg	New Water Chrg
17	1	14	956.09	0.00	16400	462.30	24.44	486.74
39	1	13	956.09	0.00	38900	462.30	57.96	520.26
106	1	12	956.09	0.00	105200	462.30	156.75	619.05
114	1	11	956.09	0.00	113300	462.30	168.82	631.12
127	1	10	967.85	0.00	126200	462.30	188.04	650.34
164	1	9	956.09	0.00	163500	462.30	243.62	705.92
165	1	8	956.09	0.00	164200	462.30	244.66	706.96
167	1	7	956.09	0.00	166700	462.30	248.38	710.68
184	1	6	956.09	0.00	183500	462.30	273.42	735.72
185	1	5	956.09	0.00	184200	462.30	274.46	736.76
189	1	4	956.09	0.00	188700	462.30	281.16	743.46
207	1	3	956.09	0.00	206500	462.30	307.69	769.99
214	1	2	956.09	0.00	213900	462.30	318.71	781.01
234	1	1	956.09	0.00	233600	462.30	348.06	810.36
357	1	0	956.09	16.72	356300	462.30	530.89	993.19
Subtotal :	15		14353.11	16.72	2461100	6,934.50	3,667.06	10,601.56
Total Bills:	4297		143993.14	133797.36	125704205	74,114.73	187,299.40	261,414.13