

AUSLEY & McMULLEN

ATTORNEYS AND COUNSELORS AT LAW

227 SOUTH CALHOUN STREET
P.O. BOX 391 (ZIP 32302)
TALLAHASSEE, FLORIDA 32301
(850) 224-9115 FAX (850) 222-7560

September 15, 2003

HAND DELIVERED

Ms. Blanca S. Bayo, Director
Division of Commission Clerk
and Administrative Services
Florida Public Service Commission
2540 Shumard Oak Boulevard
Tallahassee, Florida 32399-0850

Re: Fuel and Purchased Power Cost Recovery Clause
and Generating Performance Incentive Factor;
FPSC Docket No. 030001-EI


Dear Ms. Bayo:

Enclosed for filing in the above-styled docket are the original and ten (10) copies of Tampa Electric Company's Forms 423-1, 423-1(a), 423-1(b), 423-2, 423-2(a), 423-2(b) and 423-2(c) for the month of July 2003. Portions of Forms 423-1(a), 423-2, 423-2(a) and 423-2(b) have been whited out to delete certain confidential proprietary business information which is the subject of a separate request for specified confidential treatment being simultaneously filed herewith.

Please acknowledge receipt and filing of the above by stamping the duplicate copy of this letter and returning same to this writer.

Thank you for your assistance in connection with this matter.

Sincerely,


James D. Beasley

JDB/pp
Enclosures

cc: All Parties of Record (w/o encls.)

DOCUMENT NUMBER CASE
03718 SEP 15 8
FPSC-COMMISSION CLERK


MONTHLY REPORT OF COST AND QUALITY OF FUEL OIL FOR ELECTRIC PLANTS
ORIGIN, VOLUME, DELIVERED PRICE AND AS RECEIVED QUALITY

1 Reporting Month: July Year: 2003

2 Reporting Company: Tampa Electric Company

3. Name, Title & Telephone Number of Contact Person Concerning Data
Submitted on this Form: Jeffrey Chronister, Assistant Controller
(813) - 228 - 1609

4. Signature of Official Submitting Report:



Jeffrey Chronister, Assistant Controller

5. Date Completed: September 15, 2003


Line No. (a)	Plant Name (b)	Supplier Name (c)	Shipping Point (d)	Purchase Type (e)	Delivery Location (f)	Delivery Date (g)	Type Oil (h)	Sulfur Content % (i)	BTU Content (BTU/Gal) (j)	Volume (Bbls) (k)	Delivered Price (\$/Bbl) (l)
1.	Polk	BP	Tampa	MTC	Polk	07/02/03	F02	*	*	182.31	\$36.8260
2.	Polk	BP	Tampa	MTC	Polk	07/08/03	F02	*	*	717.26	\$36.5953
3.	Polk	BP	Tampa	MTC	Polk	07/09/03	F02	*	*	363.72	\$37.5816
4.	Polk	BP	Tampa	MTC	Polk	07/10/03	F02	*	*	181.10	\$37.6651
5.	Polk	BP	Tampa	MTC	Polk	07/15/03	F02	*	*	176.74	\$38.0017
6.	Polk	BP	Tampa	MTC	Polk	07/22/03	F02	*	*	362.07	\$35.3563
7.	Polk	BP	Tampa	MTC	Polk	07/23/03	F02	*	*	907.97	\$35.8394
8.	Polk	BP	Tampa	MTC	Polk	07/24/03	F02	*	*	543.57	\$36.6163
9.	Polk	BP	Tampa	MTC	Polk	07/25/03	F02	*	*	364.74	\$36.6346
10.	Gannon	Central	Tampa	MTC	Gannon	07/02/03	F02	*	*	176.26	\$34.0011
11.	Gannon	Central	Tampa	MTC	Gannon	07/05/03	F02	*	*	119.19	\$34.0004
12.	Gannon	Central	Tampa	MTC	Gannon	07/06/03	F02	*	*	350.90	\$34.9285
13.	Gannon	Central	Tampa	MTC	Gannon	07/09/03	F02	*	*	176.50	\$34.9280
14.	Gannon	Central	Tampa	MTC	Gannon	07/10/03	F02	*	*	528.76	\$34.9281
15.	Gannon	Central	Tampa	MTC	Gannon	07/11/03	F02	*	*	353.21	\$34.9284
16.	Gannon	Central	Tampa	MTC	Gannon	07/12/03	F02	*	*	352.12	\$34.9279
17.	Gannon	Central	Tampa	MTC	Gannon	07/13/03	F02	*	*	352.93	\$35.5141
18.	Gannon	Central	Tampa	MTC	Gannon	07/15/03	F02	*	*	176.50	\$35.5142
19.	Gannon	Central	Tampa	MTC	Gannon	07/18/03	F02	*	*	176.10	\$35.5133
20.	Gannon	Central	Tampa	MTC	Gannon	07/20/03	F02	*	*	176.40	\$35.7357
21.	Gannon	Central	Tampa	MTC	Gannon	07/22/03	F02	*	*	176.40	\$35.7357
22.	Gannon	Central	Tampa	MTC	Gannon	07/23/03	F02	*	*	176.52	\$35.7354
23.	Gannon	Central	Tampa	MTC	Gannon	07/25/03	F02	*	*	352.71	\$35.7351
24.	Gannon	Central	Tampa	MTC	Gannon	07/27/03	F02	*	*	176.21	\$34.6585
25.	Gannon	Central	Tampa	MTC	Gannon	07/28/03	F02	*	*	119.05	\$34.6570

MONTHLY REPORT OF COST AND QUALITY OF FUEL OIL FOR ELECTRIC PLANTS
ORIGIN, VOLUME, DELIVERED PRICE AND AS RECEIVED QUALITY

1. Reporting Month: July Year: 2003

2. Reporting Company: Tampa Electric Company

3. Name, Title & Telephone Number of Contact Person Concerning Data
Submitted on this Form: Jeffrey Chronister, Assistant Controller
(813) - 228 - 1609

4. Signature of Official Submitting Report: 
Jeffrey Chronister, Assistant Controller

5. Date Completed: September 15, 2003

Line No. (a)	Plant Name (b)	Supplier Name (c)	Shipping Point (d)	Purchase Type (e)	Delivery Location (f)	Delivery Date (g)	Type Oil (h)	Sulfur Content % (i)	BTU Content (BTU/Gal) (j)	Volume (Bbls) (k)	Delivered Price (\$/Bbl) (l)
26.	Gannon	Central	Tampa	MTC	Gannon	07/29/03	F02	*	*	176.36	\$34.6572
27.	Gannon	Central	Tampa	MTC	Gannon	07/30/03	F02	*	*	176.07	\$34.6580
28.	Gannon	Central	Tampa	MTC	Gannon	07/31/03	F02	*	*	176.03	\$34.6565
29.	Big Bend	Central	Tampa	MTC	Big Bend	07/21/03	F02	*	*	176.52	\$35.4942
30.	Big Bend	Central	Tampa	MTC	Big Bend	07/22/03	F02	*	*	1,234.98	\$35.4934
31.	Big Bend	Central	Tampa	MTC	Big Bend	07/23/03	F02	*	*	703.88	\$35.4935
32.	Big Bend	Central	Tampa	MTC	Big Bend	07/24/03	F02	*	*	352.62	\$35.4934
33.	Big Bend	Central	Tampa	MTC	Big Bend	07/25/03	F02	*	*	1,588.02	\$35.4936
34.	Big Bend	Central	Tampa	MTC	Big Bend	07/26/03	F02	*	*	1,233.21	\$35.4936
35.	Big Bend	Central	Tampa	MTC	Big Bend	07/28/03	F02	*	*	1,059.05	\$34.4165
36.	Big Bend	Central	Tampa	MTC	Big Bend	07/30/03	F02	*	*	176.19	\$34.4167
37.	Big Bend	Central	Tampa	MTC	Big Bend	07/31/03	F02	*	*	176.52	\$34.4126
38.	Phillips	Central	Tampa	MTC	Phillips	07/08/03	F02	*	*	176.40	\$35.7273
39.	Phillips	Central	Tampa	MTC	Phillips	07/09/03	F02	*	*	176.48	\$35.7256
40.	Phillips	Central	Tampa	MTC	Phillips	07/14/03	F02	*	*	176.67	\$36.3119
41.	Phillips	Transmontaigne	Tampa	MTC	Phillips	07/01/03	F06	*	*	469.04	\$31.4870
42.	Phillips	Transmontaigne	Tampa	MTC	Phillips	07/02/03	F06	*	*	933.70	\$31.4870
43.	Phillips	Transmontaigne	Tampa	MTC	Phillips	07/03/03	F06	*	*	472.79	\$31.4870
44.	Phillips	Transmontaigne	Tampa	MTC	Phillips	07/07/03	F06	*	*	461.67	\$32.8570
45.	Phillips	Transmontaigne	Tampa	MTC	Phillips	07/08/03	F06	*	*	930.51	\$32.8566
46.	Phillips	Transmontaigne	Tampa	MTC	Phillips	07/09/03	F06	*	*	625.53	\$32.8570
47.	Phillips	Transmontaigne	Tampa	MTC	Phillips	07/10/03	F06	*	*	622.64	\$32.8570
48.	Phillips	Transmontaigne	Tampa	MTC	Phillips	07/14/03	F06	*	*	1,085.99	\$33.9470
49.	Phillips	Transmontaigne	Tampa	MTC	Phillips	07/15/03	F06	*	*	628.58	\$33.9466
50.	Phillips	Transmontaigne	Tampa	MTC	Phillips	07/16/03	F06	*	*	628.34	\$33.9470

DOCUMENT NUMBER - 02858

08718 SEP 15 03

FPSC-COMMISSION CLERK

* No analysis Taken
FPSC FORM 423-1 (2/87)


MONTHLY REPORT OF COST AND QUALITY OF FUEL OIL FOR ELECTRIC PLANTS
ORIGIN, VOLUME, DELIVERED PRICE AND AS RECEIVED QUALITY

1 Reporting Month: July Year. 2003

2. Reporting Company: Tampa Electric Company

3. Name, Title & Telephone Number of Contact Person Concerning Data
Submitted on this Form: Jeffrey Chronister, Assistant Controller
(813) - 228 - 1609

4. Signature of Official Submitting Report:



Jeffrey Chronister, Assistant Controller

5. Date Completed: September 15, 2003

Line No. (a)	Plant Name (b)	Supplier Name (c)	Shipping Point (d)	Purchase Type (e)	Delivery Location (f)	Delivery Date (g)	Type Oil (h)	Sulfur Content % (i)	BTU Content (BTU/Gal) (j)	Volume (Bbls) (k)	Delivered Price (\$/Bbl) (l)
51.	Phillips	Transmontaigne	Tampa	MTC	Phillips	07/17/03	F06	*	*	934.55	\$33.9470
52.	Phillips	Transmontaigne	Tampa	MTC	Phillips	07/18/03	F06	*	*	776.10	\$33.9466
53.	Phillips	Transmontaigne	Tampa	MTC	Phillips	07/20/03	F06	*	*	156.29	\$33.7270
54.	Phillips	Transmontaigne	Tampa	MTC	Phillips	07/21/03	F06	*	*	1,079.43	\$33.7270
55.	Phillips	Transmontaigne	Tampa	MTC	Phillips	07/22/03	F06	*	*	1,237.29	\$33.7267
56.	Phillips	Transmontaigne	Tampa	MTC	Phillips	07/23/03	F06	*	*	780.53	\$33.7270
57.	Phillips	Transmontaigne	Tampa	MTC	Phillips	07/24/03	F06	*	*	477.36	\$33.7270
58.	Phillips	Transmontaigne	Tampa	MTC	Phillips	07/25/03	F06	*	*	947.69	\$33.7270
59.	Phillips	Transmontaigne	Tampa	MTC	Phillips	07/28/03	F06	*	*	629.76	\$33.7270
60.	Phillips	Transmontaigne	Tampa	MTC	Phillips	07/29/03	F06	*	*	620.83	\$33.7270
61.	Phillips	Transmontaigne	Tampa	MTC	Phillips	07/30/03	F06	*	*	940.04	\$33.7270
62.	Phillips	Transmontaigne	Tampa	MTC	Phillips	07/31/03	F06	*	*	1,094.98	\$32.7367

* No analysis Taken
FPSC FORM 423-1 (2/87)


MONTHLY REPORT OF COST AND QUALITY OF FUEL OIL FOR ELECTRIC PLANTS
 DETAIL OF INVOICE AND TRANSPORTATION CHARGES

1. Reporting Month: July Year: 2003

2. Reporting Company: Tampa Electric Company

3. Name, Title & Telephone Number of Contact Person Concerning Data
 Submitted on this Form: Jeffrey Chronister, Assistant Controller
 (813) - 228 - 1609

4. Signature of Official Submitting Report:



Jeffrey Chronister, Assistant Controller

5. Date Completed: September 15, 2003

Line No. (a)	Plant Name (b)	Supplier Name (c)	Delivery Location (d)	Delivery Date (e)	Type Oil (f)	Volume (Bbls) (g)	Invoice Price (\$/Bbl) (h)	Invoice Amount \$ (i)	Discount \$ (j)	Net Amount \$ (k)	Net Price (\$/Bbl) (l)	Quality Adj. (\$/Bbl) (m)	Effective Purchase Price (\$/Bbl) (n)	Transport to Terminal (\$/Bbl) (o)	Add'l Transport Charges (\$/Bbl) (p)	Other Charges (\$/Bbl) (q)	Delivered Price (\$/Bbl) (r)
1.	Polk	BP	Polk	07/02/03	F02	182.31									\$0.0000	\$0.0000	\$36.8260
2.	Polk	BP	Polk	07/08/03	F02	717.26									\$0.0000	\$0.0000	\$36.5953
3.	Polk	BP	Polk	07/09/03	F02	363.72									\$0.0000	\$0.0000	\$37.5816
4.	Polk	BP	Polk	07/10/03	F02	181.10									\$0.0000	\$0.0000	\$37.6651
5.	Polk	BP	Polk	07/15/03	F02	176.74									\$0.0000	\$0.0000	\$38.0017
6.	Polk	BP	Polk	07/22/03	F02	362.07									\$0.0000	\$0.0000	\$35.3563
7.	Polk	BP	Polk	07/23/03	F02	907.97									\$0.0000	\$0.0000	\$35.8394
8.	Polk	BP	Polk	07/24/03	F02	543.57									\$0.0000	\$0.0000	\$36.6163
9.	Polk	BP	Polk	07/25/03	F02	364.74									\$0.0000	\$0.0000	\$36.6346
10.	Gannon	Central	Gannon	07/02/03	F02	176.26									\$0.0000	\$0.0000	\$34.0011
11.	Gannon	Central	Gannon	07/05/03	F02	119.19									\$0.0000	\$0.0000	\$34.0004
12.	Gannon	Central	Gannon	07/06/03	F02	350.90									\$0.0000	\$0.0000	\$34.9285
13.	Gannon	Central	Gannon	07/09/03	F02	176.50									\$0.0000	\$0.0000	\$34.9280
14.	Gannon	Central	Gannon	07/10/03	F02	528.76									\$0.0000	\$0.0000	\$34.9281
15.	Gannon	Central	Gannon	07/11/03	F02	353.21									\$0.0000	\$0.0000	\$34.9284
16.	Gannon	Central	Gannon	07/12/03	F02	352.12									\$0.0000	\$0.0000	\$34.9279
17.	Gannon	Central	Gannon	07/13/03	F02	352.93									\$0.0000	\$0.0000	\$35.5141
18.	Gannon	Central	Gannon	07/15/03	F02	176.50									\$0.0000	\$0.0000	\$35.5142
19.	Gannon	Central	Gannon	07/18/03	F02	176.10									\$0.0000	\$0.0000	\$35.5133
20.	Gannon	Central	Gannon	07/20/03	F02	176.40									\$0.0000	\$0.0000	\$35.7357
21.	Gannon	Central	Gannon	07/22/03	F02	176.40									\$0.0000	\$0.0000	\$35.7357
22.	Gannon	Central	Gannon	07/23/03	F02	176.52									\$0.0000	\$0.0000	\$35.7354
23.	Gannon	Central	Gannon	07/25/03	F02	352.71									\$0.0000	\$0.0000	\$35.7351
24.	Gannon	Central	Gannon	07/27/03	F02	176.21									\$0.0000	\$0.0000	\$34.6585
25.	Gannon	Central	Gannon	07/28/03	F02	119.05									\$0.0000	\$0.0000	\$34.6570

MONTHLY REPORT OF COST AND QUALITY OF FUEL OIL FOR ELECTRIC PLANTS
 DETAIL OF INVOICE AND TRANSPORTATION CHARGES


1. Reporting Month: July Year: 2003

2. Reporting Company: Tampa Electric Company

3. Name, Title & Telephone Number of Contact Person Concerning Data

Submitted on this Form: Jeffrey Chronister, Assistant Controller
 (813) - 228 - 1609

4 Signature of Official Submitting Report:



Jeffrey Chronister, Assistant Controller

5. Date Completed: September 15, 2003

Line No.	Plant Name	Supplier Name	Delivery Location	Delivery Date	Type Oil	Volume (Bbls)	Invoice Price (\$/Bbl)	Invoice Amount \$	Discount \$	Net Amount \$	Net Price (\$/Bbl)	Quality Adjust. (\$/Bbl)	Effective Purchase Price (\$/Bbl)	Transport to Terminal (\$/Bbl)	Add'l Transport Charges (\$/Bbl)	Other Charges (\$/Bbl)	Delivered Price (\$/Bbl)
(a)	(b)	(c)	(d)	(e)	(f)	(g)	(h)	(i)	(j)	(k)	(l)	(m)	(n)	(o)	(p)	(q)	(r)
25.	Gannon	Central	Gannon	07/29/03	F02	176.36									\$0.0000	\$0.0000	\$34.6572
27.	Gannon	Central	Gannon	07/30/03	F02	176.07									\$0.0000	\$0.0000	\$34.6580
28.	Gannon	Central	Gannon	07/31/03	F02	176.03									\$0.0000	\$0.0000	\$34.6565
29.	Big Bend	Central	Big Bend	07/21/03	F02	176.52									\$0.0000	\$0.0000	\$35.4942
30.	Big Bend	Central	Big Bend	07/22/03	F02	1,234.98									\$0.0000	\$0.0000	\$35.4934
31.	Big Bend	Central	Big Bend	07/23/03	F02	703.88									\$0.0000	\$0.0000	\$35.4935
32.	Big Bend	Central	Big Bend	07/24/03	F02	352.62									\$0.0000	\$0.0000	\$35.4934
33.	Big Bend	Central	Big Bend	07/25/03	F02	1,588.02									\$0.0000	\$0.0000	\$35.4936
34.	Big Bend	Central	Big Bend	07/26/03	F02	1,233.21									\$0.0000	\$0.0000	\$35.4936
35.	Big Bend	Central	Big Bend	07/28/03	F02	1,059.05									\$0.0000	\$0.0000	\$34.4165
36.	Big Bend	Central	Big Bend	07/30/03	F02	176.19									\$0.0000	\$0.0000	\$34.4167
37.	Big Bend	Central	Big Bend	07/31/03	F02	176.52									\$0.0000	\$0.0000	\$34.4126
38.	Phillips	Central	Phillips	07/08/03	F02	176.40									\$0.0000	\$0.0000	\$35.7273
39.	Phillips	Central	Phillips	07/09/03	F02	176.48									\$0.0000	\$0.0000	\$35.7256
40.	Phillips	Central	Phillips	07/14/03	F02	176.67									\$0.0000	\$0.0000	\$36.3119
41.	Phillips	Transmontaigne	Phillips	07/01/03	F06	469.04									\$0.0000	\$0.0000	\$31.4870
42.	Phillips	Transmontaigne	Phillips	07/02/03	F06	933.70									\$0.0000	\$0.0000	\$31.4870
43.	Phillips	Transmontaigne	Phillips	07/03/03	F06	472.79									\$0.0000	\$0.0000	\$31.4870
44.	Phillips	Transmontaigne	Phillips	07/07/03	F06	461.67									\$0.0000	\$0.0000	\$32.8570
45.	Phillips	Transmontaigne	Phillips	07/08/03	F06	930.51									\$0.0000	\$0.0000	\$32.8566
46.	Phillips	Transmontaigne	Phillips	07/09/03	F06	625.53									\$0.0000	\$0.0000	\$32.8570
47.	Phillips	Transmontaigne	Phillips	07/10/03	F06	622.64									\$0.0000	\$0.0000	\$32.8570
48.	Phillips	Transmontaigne	Phillips	07/14/03	F06	1,085.99									\$0.0000	\$0.0000	\$33.9470
49.	Phillips	Transmontaigne	Phillips	07/15/03	F06	928.58									\$0.0000	\$0.0000	\$33.9466
50.	Phillips	Transmontaigne	Phillips	07/16/03	F06	628.34									\$0.0000	\$0.0000	\$33.9470

MONTHLY REPORT OF COST AND QUALITY OF FUEL OIL FOR ELECTRIC PLANTS
 DETAIL OF INVOICE AND TRANSPORTATION CHARGES

1. Reporting Month: July Year: 2003

2. Reporting Company: Tampa Electric Company

3. Name, Title & Telephone Number of Contact Person Concerning Data
 Submitted on this Form Jeffrey Chronister, Assistant Controller
 (813) - 228 - 1609

4. Signature of Official Submitting Report: 
 Jeffrey Chronister, Assistant Controller

5. Date Completed: September 15, 2003

Line No. (a)	Plant Name (b)	Supplier Name (c)	Delivery Location (d)	Delivery Date (e)	Type Oil (f)	Volume (Bbls) (g)	Invoice Price (\$/Bbl) (h)	Invoice Amount \$ (i)	Discount \$ (j)	Net Amount \$ (k)	Net Price (\$/Bbl) (l)	Quality Adjust. (\$/Bbl) (m)	Effective Purchase Price (\$/Bbl) (n)	Transport to Terminal (\$/Bbl) (o)	Add'l Transport Charges (\$/Bbl) (p)	Other Charges (\$/Bbl) (q)	Delivered Price (\$/Bbl) (r)
51.	Phillips	Transmontaigne	Phillips	07/17/03	F06	934.55									\$0.0000	\$0.0000	\$33.9470
52.	Phillips	Transmontaigne	Phillips	07/18/03	F06	776.10									\$0.0000	\$0.0000	\$33.9466
53.	Phillips	Transmontaigne	Phillips	07/20/03	F06	156.29									\$0.0000	\$0.0000	\$33.7270
54.	Phillips	Transmontaigne	Phillips	07/21/03	F06	1,079.43									\$0.0000	\$0.0000	\$33.7270
55.	Phillips	Transmontaigne	Phillips	07/22/03	F06	1,237.29									\$0.0000	\$0.0000	\$33.7267
56.	Phillips	Transmontaigne	Phillips	07/23/03	F06	780.53									\$0.0000	\$0.0000	\$33.7270
57.	Phillips	Transmontaigne	Phillips	07/24/03	F06	477.36									\$0.0000	\$0.0000	\$33.7270
58.	Phillips	Transmontaigne	Phillips	07/25/03	F06	947.69									\$0.0000	\$0.0000	\$33.7270
59.	Phillips	Transmontaigne	Phillips	07/28/03	F06	629.76									\$0.0000	\$0.0000	\$33.7270
60.	Phillips	Transmontaigne	Phillips	07/29/03	F06	620.83									\$0.0000	\$0.0000	\$33.7270
61.	Phillips	Transmontaigne	Phillips	07/30/03	F06	940.04									\$0.0000	\$0.0000	\$33.7270
62.	Phillips	Transmontaigne	Phillips	07/31/03	F06	1,094.98									\$0.0000	\$0.0000	\$32.7367

* No analysis Taken
 FPSC FORM 423-1(a) (2/87)

MONTHLY REPORT OF COST AND QUALITY OF COAL FOR ELECTRIC PLANTS
ORIGIN, TONNAGE, DELIVERED PRICE AND AS RECEIVED QUALITY


1. Reporting Month: July Year: 2003

2. Reporting Company: Tampa Electric Company

3. Plant Name: Electro-Coal Transfer Facility - Big Bend Station (1)

4. Name, Title & Telephone Number of Contact Person Concerning Data
Submitted on this Form: Jeffrey Chronister, Assistant Controller
(813) - 228 - 1609

5. Signature of Official Submitting Form:



Jeffrey Chronister, Assistant Controller

6. Date Completed: September 15, 2003

Line No. (a)	Supplier Name (b)	Mine Location (c)	Purchase Type (d)	Transport Mode (e)	Tons (f)	Effective Purchase Price (\$/Ton) (g)	Total Transport Charges (\$/Ton) (h)	Delivered Price Transfer Facility (\$/Ton) (i)	As Received Coal Quality			
									Sulfur Content % (j)	BTU Content (BTU/lb) (k)	Ash Content % (l)	Moisture Content % (m)
1.	Zeigler Coal	10,IL,145,157	LTC	RB	86,950.60			\$47.709	2.85	11,036	8.29	13.80
2.	Illinois Fuel	10,IL,059	LTC	RB	7,194.10			\$35.140	3.12	12,517	10.85	6.19
3.	Peabody Development	10,IL,165	LTC	RB	18,025.20			\$38.800	2.67	12,256	8.27	8.59
4.	Synthetic American Fuel	10, IL,165	LTC	RB	76,057.20			\$32.064	2.42	12,321	7.08	9.31


(1) As Electro-Coal Transfer Facility is a central storage site for coal prior to its delivery to the power plant, the coal from suppliers noted on this schedule is usually delivered to Big Bend Station but could ultimately be delivered to Gannon Station or Polk Station.

MONTHLY REPORT OF COST AND QUALITY OF COAL FOR ELECTRIC PLANTS
 DETAILED PURCHASED COAL INVOICE INFORMATION

- 1. Reporting Month: July Year: 2003
- 2. Reporting Company: Tampa Electric Company
- 3. Plant Name: Electro-Coal Transfer Facility - Big Bend Station (1)

4. Name, Title & Telephone Number of Contact Person Concerning Data
 Submitted on this Form: Jeffrey Chronister, Assistant Controller
 (813) - 228 - 1609

5. Signature of Official Submitting Form:



Jeffrey Chronister, Assistant Controller

6. Date Completed September 15, 2003

Line No. (a)	Supplier Name (b)	Mine Location (c)	Purchase Type (d)	Tons (e)	F.O.B. (2) Mine Price (\$/Ton) (f)	Shorthaul & Loading Charges (\$/Ton) (g)	Original Invoice Price (\$/Ton) (h)	Retro-active Price Adjustments (\$/Ton) (i)	Base Price (\$/Ton) (j)	Quality Adjustments (\$/Ton) (k)	Effective Purchase Price (\$/Ton) (l)
1.	Zeigler Coal	10,IL,145,157	LTC	86,950.60	N/A	\$0.00		\$0.000		\$0.000	
2.	Illinois Fuel	10,IL,059	LTC	7,194.10	N/A	\$0.00		\$0.000		\$0.000	
3.	Peabody Development	10,IL,165	LTC	18,025.20	N/A	\$0.00		\$0.000		\$0.000	
4.	Synthetic American Fuel	10, IL,165	LTC	76,057.20	N/A	\$0.00		(\$0.146)		\$0.000	

(1) As Electro-Coal Transfer Facility is a central storage site for coal prior to its delivery to the power plant, the coal from suppliers noted on this schedule is usually delivered to Big Bend Station but could ultimately be delivered to Gannon Station or Polk Station.

(2) Tampa Electric purchases coal F.O.B. shipping point or F.O.B. destination.

MONTHLY REPORT OF COST AND QUALITY OF COAL FOR ELECTRIC PLANTS
 DETAIL OF TRANSPORTATION CHARGES

1. Reporting Month: July Year: 2003

2. Reporting Company: Tampa Electric Company

3. Plant Name: Electro-Coal Transfer Facility - Big Bend Station (1)

4. Name, Title & Telephone Number of Contact Person Concerning Data

Submitted on this Form: Jeffrey Chronister, Assistant Controller
 (813) - 228 - 1609

5. Signature of Official Submitting Form:



Jeffrey Chronister, Assistant Controller

6 Date Completed: September 15, 2003

Line No. (a)	Supplier Name (b)	Mine Location (c)	Shipping Point (d)	Transport Mode (e)	Tons (f)	Rail Charges		Waterborne Charges					Total Transportation Charges (p)	Delivered Price Facility (q)	
						(2) Effective Purchase Price (\$/Ton) (g)	Add'l Shorthaul & Loading Charges (\$/Ton) (h)	Rail Rate (\$/Ton) (i)	Other Rail Charges (\$/Ton) (j)	River Barge Rate (\$/Ton) (k)	Trans-loading Rate (\$/Ton) (l)	Ocean Barge Rate (\$/Ton) (m)			Other Water Charges (\$/Ton) (n)
1.	Zeigler Coal	10,IL,145,157	Randolph & Perry Cnty, IL	RB	86,950.60		\$0.000	\$0.000							\$47.709
2.	Illinois Fuel	10,IL,059	Saline Cnty, IL	RB	7,194.10		\$0.000	\$0.000							\$35.140
3.	Peabody Development	10,IL,165	Saline Cnty, IL	RB	18,025.20		\$0.000	\$0.000							\$38.800
4.	Synthetic American Fuel	10, IL,165	Saline Cnty, IL	RB	76,057.20		\$0.000	\$0.000							\$32.064

(1) As Electro-Coal Transfer Facility is a central storage site for coal prior to its delivery to the power plant, the coal from suppliers noted on this schedule is usually delivered to Big Bend Station but could ultimately be delivered to Gannon Station or Polk Station.

(2) Tampa Electric purchases coal F.O.B. shipping point or F.O.B. destination.

MONTHLY REPORT OF COST AND QUALITY OF COAL FOR ELECTRIC PLANTS
ORIGIN, TONNAGE, DELIVERED PRICE AND AS RECEIVED QUALITY

1. Reporting Month July Year: 2003

2. Reporting Company: Tampa Electric Company

3. Plant Name: Electro-Coal Transfer Facility - Gannon Station (1)

4. Name, Title & Telephone Number of Contact Person Concerning Data
Submitted on this Form: Jeffrey Chronister, Assistant Controller
(813) - 228 - 1609

5. Signature of Official Submitting Form:



Jeffrey Chronister, Assistant Controller

6. Date Completed: September 15, 2003


Line No. (a)	Supplier Name (b)	Mine Location (c)	Purchase Type (d)	Transport Mode (e)	Tons (f)	Effective Purchase Price (\$/Ton) (g)	Total Transport Charges (\$/Ton) (h)	Delivered Price Transfer Facility (\$/Ton) (i)	As Received Coal Quality			
									Sulfur Content % (j)	BTU Content (BTU/lb) (k)	Ash Content % (l)	Moisture Content % (m)
1.	American Coal	10,IL,165	LTC	RB	108,154.00			\$34.840	1.23	12028	6.55	11.88
2.	Dodge Hill Mining	9,KY,225	LTC	RB	17,536.00			\$38.280	2.53	12771	7.78	6.89
3.	Dodge Hill Mining	9,KY,225	LTC	RB	6,820.40			\$37.780	2.58	12798	8.37	6.72

(1) As Electro-Coal Transfer Facility is a central storage site for coal prior to its delivery to the power plant, the coal from suppliers noted on this schedule is usually delivered to Gannon Station but could ultimately be delivered to Big Bend Station or Polk Station.

MONTHLY REPORT OF COST AND QUALITY OF COAL FOR ELECTRIC PLANTS
 DETAILED PURCHASED COAL INVOICE INFORMATION

1. Reporting Month: July Year: 2003
 2. Reporting Company: Tampa Electric Company
 3. Plant Name: Electro-Coal Transfer Facility - Gannon Station (1)

4. Name, Title & Telephone Number of Contact Person Concerning Data
 Submitted on this Form: Jeffrey Chronister, Assistant Controller
 (813) - 228 - 1609

5. Signature of Official Submitting Form: 
 Jeffrey Chronister, Assistant Controller

6 Date Completed: September 15, 2003

Line No. (a)	Supplier Name (b)	Mine Location (c)	Purchase Type (d)	Tons (e)	F.O.B.(2) Mine Price (\$/Ton) (f)	Shorthaul & Loading Charges (\$/Ton) (g)	Original Invoice Price (\$/Ton) (h)	Retro-active Price Adjustments (\$/Ton) (i)	Base Price (\$/Ton) (j)	Quality Adjustments (\$/Ton) (k)	Effective Purchase Price (\$/Ton) (l)
1.	American Coal	10,IL,165	LTC	108,154.00	N/A	\$0.000		\$0.000		\$0.000	
2.	Dodge Hill Mining	9,KY,225	LTC	17,536.00	N/A	\$0.000		\$0.000		\$1.660	
3.	Dodge Hill Mining	9,KY,225	LTC	6,820.40	N/A	\$0.000		\$0.000		\$1.650	

(1) As Electro-Coal Transfer Facility is a central storage site for coal prior to its delivery to the power plant, the coal from suppliers noted on this schedule is usually delivered to Gannon Station but could ultimately be delivered to Big Bend Station or Polk Station.

(2) Tampa Electric purchases coal F.O.B. shipping point or F.O.B. destination.

MONTHLY REPORT OF COST AND QUALITY OF COAL FOR ELECTRIC PLANTS
 DETAIL OF TRANSPORTATION CHARGES

1 Reporting Month: July Year. 2003

2. Reporting Company: Tampa Electric Company

3. Plant Name: Electro-Coal Transfer Facility - Gannon Station (1)

4. Name, Title & Telephone Number of Contact Person Concerning Data
 Submitted on this Form: Jeffrey Chronister, Assistant Controller
 (813) - 228 - 1609

5. Signature of Official Submitting Form: 
 Jeffrey Chronister, Assistant Controller

6. Date Completed: September 15, 2003


Line No. (a)	Supplier Name (b)	Mine Location (c)	Shipping Point (d)	Transport Mode (e)	Tons (f)	(2) Effective Purchase Price (\$/Ton) (g)	Add'l Shorthaul & Loading Charges (\$/Ton) (h)	Rail Charges		Waterborne Charges					Total Transportation Charges (\$/Ton) (p)	Delivered Price Transfer Facility (\$/Ton) (q)	
								Rail Rate (\$/Ton) (i)	Other Rail Charges (\$/Ton) (j)	River Barge Rate (\$/Ton) (k)	Trans-loading Rate (\$/Ton) (l)	Ocean Barge Rate (\$/Ton) (m)	Other Water Charges (\$/Ton) (n)	Other Related Charges (\$/Ton) (o)			
1.	American Coal	10,IL,165	Saline Cnty., IL	RB	108,154.00		\$0.000	\$0.000									\$34.840
2.	Dodge Hill Mining	9,KY,225	Union Cnty, KY	RB	17,536.00		\$0.000	\$0.000									\$38.280
3.	Dodge Hill Mining	9,KY,225	Union Cnty, KY	RB	6,820.40		\$0.000	\$0.000									\$37.780

(1) As Electro-Coal Transfer Facility is a central storage site for coal prior to its delivery to the power plant, the coal from suppliers noted on this schedule is usually delivered to Gannon Station but could ultimately be delivered to Big Bend Station or Polk Station.

MONTHLY REPORT OF COST AND QUALITY OF COAL FOR ELECTRIC PLANTS
ORIGIN, TONNAGE, DELIVERED PRICE AND AS RECEIVED QUALITY

- 1. Reporting Month: July Year: 2003
- 2. Reporting Company: Tampa Electric Company
- 3. Plant Name: Electro-Coal Transfer Facility - Polk Station (1)

4. Name, Title & Telephone Number of Contact Person Concerning Data
Submitted on this Form: Jeffrey Chronister, Assistant Controller
(813) 228 - 1609

5. Signature of Official Submitting Form: 
Jeffrey Chronister, Assistant Controller

6. Date Completed: September 15, 2003

Line No. (a)	Supplier Name (b)	Mine Location (c)	Purchase Type (d)	Transport Mode (e)	Tons (f)	Effective Purchase Price (\$/Ton) (g)	Total Transport Charges (\$/Ton) (h)	Delivered Price Transfer Facility (\$/Ton) (i)	As Received Coal Quality			
									Sulfur Content % (j)	BTU Content (BTU/lb) (k)	Ash Content % (l)	Moisture Content % (m)
1.	RAG- Venezuelan	50, Venezuela, 999	S	RB	56,406.00			37.960	0.67	12,989	5.85	6.95

(1) As Electro-Coal Transfer Facility is a central storage site for coal prior to its delivery to the power plant, the coal from suppliers noted on this schedule is usually delivered to Polk Station but could ultimately be delivered to Big Bend Station or Gannon Station.


MONTHLY REPORT OF COST AND QUALITY OF COAL FOR ELECTRIC PLANTS
 DETAILED PURCHASED COAL INVOICE INFORMATION

1. Reporting Month: July Year: 2003

2. Reporting Company: Tampa Electric Company

3. Plant Name: Electro-Coal Transfer Facility - Polk Station (1)

4. Name, Title & Telephone Number of Contact Person Concerning Data
 Submitted on this Form: Jeffrey Chronister, Manager Financial Reporting
 (813) - 228 - 1609

5. Signature of Official Submitting Form: 
 Jeffrey Chronister, Assistant Controller

6. Date Completed: September 15, 2003

No. (a)	Line Supplier Name (b)	Mine Location (c)	Purchase Type (d)	Tons (e)	F.O.B.(2) Mine Price (\$/Ton) (f)	Shorthaul & Loading Charges (\$/Ton) (g)	Original Invoice Price (\$/Ton) (h)	Retro- active Price Adjustments (\$/Ton) (i)	Base Price (\$/Ton) (j)	Quality Adjust- ments (\$/Ton) (k)	Effective Purchase Price (\$/Ton) (l)
1.	RAG- Venezuelan	50, Venezuela, 999	S	56,406.00	N/A	0.000		0.000		0.450	

(1) As Electro-Coal Transfer Facility is a central storage site for coal prior to its delivery to the power plant, the coal from suppliers noted on this schedule is usually delivered to Polk Station but could ultimately be delivered to Big Bend Station or Gannon Station.

(2) Tampa Electric purchases coal F.O.B. shipping point or F.O.B. destination.

MONTHLY REPORT OF COST AND QUALITY OF COAL FOR ELECTRIC PLANTS
 DETAIL OF TRANSPORTATION CHARGES

1. Reporting Month: July Year: 2003
 2. Reporting Company: Tampa Electric Company
 3. Plant Name: Electro-Coal Transfer Facility - Polk Station (1)

4. Name, Title & Telephone Number of Contact Person Concerning Data
 Submitted on this Form: Jeffrey Chronister, Assistant Controller
 (813) 228 - 1609

5. Signature of Official Submitting Form: 
 Jeffrey Chronister, Assistant Controller

6. Date Completed: September 15, 2003


Line No. (a)	Supplier Name (b)	Mine Location (c)	Shipping Point (d)	Transport Mode (e)	Tons (f)	(2) Effective Purchase Price (\$/Ton) (g)	Add'l Shorthaul & Loading Charges (\$/Ton) (h)	Rail Charges		Waterborne Charges					Total Transportation Charges (\$/Ton) (p)	Delivered Price Transfer Facility (\$/Ton) (q)	
								Rail Rate (\$/Ton) (i)	Other Rail Charges (\$/Ton) (j)	River Barge Rate (\$/Ton) (k)	Trans-loading Rate (\$/Ton) (l)	Ocean Barge Rate (\$/Ton) (m)	Other Water Charges (\$/Ton) (n)	Other Related Charges (\$/Ton) (o)			
1.	RAG- Venezuelan	50, Venezuela, 999	Paso Diablo	RB	56,406.00		\$0.000		\$0.000								\$37.960

(1) As Electro-Coal Transfer Facility is a central storage site for coal prior to its delivery to the power plant, the coal from suppliers noted on this schedule is usually delivered to Polk Station but could ultimately be delivered to Big Bend Station or Gannon Station.

MONTHLY REPORT OF COST AND QUALITY OF COAL FOR ELECTRIC PLANTS
 ORIGIN, TONNAGE, DELIVERED PRICE AND AS RECEIVED QUALITY

1. Reporting Month: July Year: 2003
 2. Reporting Company: Tampa Electric Company
 3. Plant Name: Big Bend Station

4. Name, Title & Telephone Number of Contact Person Concerning Data
 Submitted on this Form: Jeffrey Chronister, Assistant Controller
 (813) - 228 - 1609

5. Signature of Official Submitting Form: 
 Jeffrey Chronister, Assistant Controller


6. Date Completed: September 15, 2003

Line No. (a)	Supplier Name (b)	Mine Location (c)	Purchase Type (d)	Transport Mode (e)	Tons (f)	Effective Purchase Price (\$/Ton) (g)	Total Transport Charges (\$/Ton) (h)	FOB Plant Price (\$/Ton) (i)	Sulfur Content % (j)	BTU Content (BTU/lb) (k)	Ash Content % (l)	Moisture Content % (m)
1.	Transfer Facility	N/A	N/A	OB	282,461.00			\$47.166	2.69	12198	8.53	8.27
2.	Beneficiated Coal	N/A	S	OB	2,088.34			\$21.088	1.19	5046	32.00	30.60

MONTHLY REPORT OF COST AND QUALITY OF COAL FOR ELECTRIC PLANTS
 DETAILED PURCHASED COAL INVOICE INFORMATION

- 1. Reporting Month: July Year: 2003
- 2. Reporting Company: Tampa Electric Company
- 3. Plant Name: Big Bend Station

4. Name, Title & Telephone Number of Contact Person Concerning Data
 Submitted on this Form: Jeffrey Chronister, Assistant Controller
 (813) - 228 - 1609

5. Signature of Official Submitting Form: 
 Jeffrey Chronister, Assistant Controller

6. Date Completed: September 15, 2003

Line No. (a)	Supplier Name (b)	Mine Location (c)	Purchase Type (d)	Tons (e)	F.O.B. Mine Price (\$/Ton) (f)	Shorthaul & Loading Charges (\$/Ton) (g)	Original Invoice Price (\$/Ton) (h)	Retro-active Price Adjustments (\$/Ton) (i)	Base Price (\$/Ton) (j)	Quality Adjustments (\$/Ton) (k)	Effective Purchase Price (\$/Ton) (l)
1.	Transfer Facility	N/A	N/A	282,461.00	N/A	\$0.000		\$0.000		\$0.000	
2.	Beneficiated Coal	N/A	S	2,088.34	N/A	\$0.000		\$0.000		\$0.000	

MONTHLY REPORT OF COST AND QUALITY OF COAL FOR ELECTRIC PLANTS
 DETAIL OF TRANSPORTATION CHARGES

1. Reporting Month: July Year: 2003


2. Reporting Company: Tampa Electric Company

3. Plant Name: Big Bend Station

4. Name, Title & Telephone Number of Contact Person Concerning Data

Submitted on this Form: Jeffrey Chronister, Assistant Controller
 (813) - 228 - 1609

5. Signature of Official Submitting Form:



Jeffrey Chronister, Assistant Controller


6. Date Completed: September 15, 2003

Line No. (a)	Supplier Name (b)	Mine Location (c)	Shipping Point (d)	Transport Mode (e)	Tons (f)	Effective Purchase Price (\$/Ton) (g)	Add'l Shorthaul & Loading Charges (\$/Ton) (h)	Rail Rate (\$/Ton) (i)	Other Rail Charges (\$/Ton) (j)	River Barge Rate (\$/Ton) (k)	Trans-loading Rate (\$/Ton) (l)	Ocean Barge Rate (\$/Ton) (m)	Other Water Charges (\$/Ton) (n)	Other Related Charges (\$/Ton) (o)	Total Transportation Charges (\$/Ton) (p)	FOB Plant Price (\$/Ton) (q)
1.	Transfer Facility	N/A	Davant, La	OB	282,461.00		\$0.000		\$0.000							\$47.166
2.	Beneficiated Coal	N/A	Davant, La	OB	2,088.34		\$0.000		\$0.000							\$21.088

MONTHLY REPORT OF COST AND QUALITY OF COAL FOR ELECTRIC PLANTS
ORIGIN, TONNAGE, DELIVERED PRICE AND AS RECEIVED QUALITY

1. Reporting Month: July Year: 2003
 2. Reporting Company: Tampa Electric Company
 3. Plant Name: Gannon Station

4. Name, Title & Telephone Number of Contact Person Concerning Data
 Submitted on this Form: Jeffrey Chronister, Assistant Controller
 (813) - 228 - 1609

5. Signature of Official Submitting Form: 
 Jeffrey Chronister, Assistant Controller


6. Date Completed: September 15, 2003

Line No. (a)	Supplier Name (b)	Mine Location (c)	Purchase Type (d)	Transport Mode (e)	Tons (f)	Effective Purchase Price (\$/Ton) (g)	Total Transport Charges (\$/Ton) (h)	FOB Plant Price (\$/Ton) (i)	As Received Coal Quality			
									Sulfur Content % (j)	BTU Content (BTU/lb) (k)	Ash Content % (l)	Moisture Content % (m)
1.	Transfer Facility	N/A	N/A	OB	76,017.00			\$45.322	1.24	11,751	6.15	13.04

MONTHLY REPORT OF COST AND QUALITY OF COAL FOR ELECTRIC PLANTS
 DETAILED PURCHASED COAL INVOICE INFORMATION

1. Reporting Month: July Year: 2003
 2. Reporting Company: Tampa Electric Company
 3. Plant Name: Gannon Station

4. Name, Title & Telephone Number of Contact Person Concerning Data
 Submitted on this Form: Jeffrey Chronister, Assistant Controller
 (813) - 228 - 1609

5. Signature of Official Submitting Form: 
 Jeffrey Chronister, Assistant Controller

6. Date Completed: September 15, 2003

Line No. (a)	Supplier Name (b)	Mine Location (c)	Purchase Type (d)	Tons (e)	F.O.B. Mine Price (\$/Ton) (f)	Shorthaul & Loading Charges (\$/Ton) (g)	Original Invoice Price (\$/Ton) (h)	Retro-active Price Adjustments (\$/Ton) (i)	Base Price (\$/Ton) (j)	Quality Adjustments (\$/Ton) (k)	Effective Purchase Price (\$/Ton) (l)
1.	Transfer Facility	N/A	N/A	76,017.00	N/A	\$0.000		\$0.000		\$0.000	

MONTHLY REPORT OF COST AND QUALITY OF COAL FOR ELECTRIC PLANTS
 DETAIL OF TRANSPORTATION CHARGES

1. Reporting Month: July Year: 2003


2. Reporting Company: Tampa Electric Company

3. Plant Name: Gannon Station

4. Name, Title & Telephone Number of Contact Person Concerning Data

Submitted on this Form: Jeffrey Chronister, Assistant Controller
 (813) - 228 - 1609

5. Signature of Official Submitting Form:



Jeffrey Chronister, Assistant Controller

6. Date Completed: September 15, 2003

Line No. (a)	Supplier Name (b)	Mine Location (c)	Shipping Point (d)	Transport Mode (e)	Tons (f)	Effective Purchase Price (\$/Ton) (g)	Rail Charges		Waterborne Charges					Total Transportation Charges (\$/Ton) (p)	FOB Plant Price (\$/Ton) (q)	
							Add'l Shorthaul & Loading Charges (\$/Ton) (h)	Rail Rate (\$/Ton) (i)	Other Rail Charges (\$/Ton) (j)	River Barge Rate (\$/Ton) (k)	Trans-loading Rate (\$/Ton) (l)	Ocean Barge Rate (\$/Ton) (m)	Other Water Charges (\$/Ton) (n)			Other Related Charges (\$/Ton) (o)
1.	Transfer Facility	N/A	Davant, La.	OB	76,017.00		\$0.000		\$0.000							\$45.322

MONTHLY REPORT OF COST AND QUALITY OF COAL FOR ELECTRIC PLANTS
 ORIGIN, TONNAGE, DELIVERED PRICE AND AS RECEIVED QUALITY

1. Reporting Month: July Year. 2003
 2. Reporting Company: Tampa Electric Company
 3. Plant Name: Polk Station

4. Name, Title & Telephone Number of Contact Person Concerning Data
 Submitted on this Form: Jeffrey Chronister, Assistant Controller
 (813) 228 - 1609

5. Signature of Official Submitting Form:



Jeffrey Chronister, Assistant Controller


6. Date Completed: September 15, 2003

Line No. (a)	Supplier Name (b)	Mine Location (c)	Purchase Type (d)	Transport Mode (e)	Tons (f)	Effective Purchase Price (\$/Ton) (g)	Total Transport Charges (\$/Ton) (h)	FOB Plant Price (\$/Ton) (i)	As Received Coal Quality			
									Sulfur Content % (j)	BTU Content (BTU/lb) (k)	Ash Content % (l)	Moisture Content % (m)
1.	Transfer facility	N/A	N/A	OB	42,827.00			40.762	1.77	7,794	2.43	6.47

MONTHLY REPORT OF COST AND QUALITY OF COAL FOR ELECTRIC PLANTS
 DETAILED PURCHASED COAL INVOICE INFORMATION

1. Reporting Month: July Year 2003
 2. Reporting Company: Tampa Electric Company
 3. Plant Name: Polk Station

4. Name, Title & Telephone Number of Contact Person Concerning Data
 Submitted on this Form: Jeffrey Chronister, Assistant Controller
 (813) 228 - 1609

5. Signature of Official Submitting Form: 
 Jeffrey Chronister, Assistant Controller

6. Date Completed: September 15, 2003

Line No. (a)	Supplier Name (b)	Mine Location (c)	Purchase Type (d)	Tons (e)	F.O.B. Mine Price (\$/Ton) (f)	Shorthaul & Loading Charges (\$/Ton) (g)	Original Invoice Price (\$/Ton) (h)	Retro-active Price Adjustments (\$/Ton) (i)	Base Price (\$/Ton) (j)	Quality Adjustments (\$/Ton) (k)	Effective Purchase Price (\$/Ton) (l)
1.	Transfer facility	N/A	N/A	42,827.00	N/A	0.000		0.000		0.000	

MONTHLY REPORT OF COST AND QUALITY OF COAL FOR ELECTRIC PLANTS
 DETAIL OF TRANSPORTATION CHARGES


1. Reporting Month: July Year: 2003

2. Reporting Company: Tampa Electric Company

3. Plant Name: Polk Station

4. Name, Title & Telephone Number of Contact Person Concerning Data

Submitted on this Form: Jeffrey Chronister, Assistant Controller
 (813) 228 - 1609

5. Signature of Official Submitting Form: 

Jeffrey Chronister, Assistant Controller

6. Date Completed: September 15, 2003

Line No. (a)	Supplier Name (b)	Mine Location (c)	Shipping Point (d)	Transport Mode (e)	Tons (f)	Effective Purchase Price (\$/Ton) (g)	Add'l Shorthaul & Loading Charges (\$/Ton) (h)	Rail Charges		Waterborne Charges				Other Related Charges (\$/Ton) (o)	Total Transportation Charges (\$/Ton) (p)	FOB Plant Price (\$/Ton) (q)
								Rail Rate (\$/Ton) (i)	Other Rail Charges (\$/Ton) (j)	River Barge Rate (\$/Ton) (k)	Trans-loading Rate (\$/Ton) (l)	Ocean Barge Rate (\$/Ton) (m)	Other Water Charges (\$/Ton) (n)			
1.	Transfer facility	N/A	Davant, La.	OB	42,827.00		\$0.000		\$0.000							\$40.762


MONTHLY REPORT OF COST AND QUALITY OF COAL FOR ELECTRIC PLANTS
 REPORT OF ADJUSTMENTS TO PREVIOUS COAL DELIVERED

1 Reporting Month July Year 2003

2 Reporting Company Tampa Electric Company

3 Name, Title & Telephone Number of Contact Person Concerning Data
 Submitted on this Form Jeffrey Chronister, Assistant Controller
 (813) 228 - 1609

4 Signature of Official Submitting Report



Jeffrey Chronister, Assistant Controller

5 Date Completed September 15, 2003

Line No (a)	Month Reported (b)	Form Plant Name (c)	Intended Generating Plant (d)	Supplier (e)	Original Line Number (f)	Old Volume Tons (g)	Form No (h)	Column Designator & Title (i)	Old Value (j)	New Value (k)	Delivered Price Transfer Facility (\$/Ton) (l)	Reason for Revision (m)
1	June 2002	Transfer Facility	Polk	Rag Venezuela	1	60,066.00	423-2(b)	Col (k), River Barge Rate	\$1,560	\$0.000	\$35.750	Price Adjustment
2	June 2002	Transfer Facility	Polk	Rag Venezuela	1	60,066.00	423-2(b)	Col (m), Ocean Barge Rate	\$0.000	\$1,560	\$37.310	Price Adjustment
3	June 2003	Transfer Facility	Big Bend	Zeigler	1	91,333.10	423-2(c)	Col (l), Delivered Price Transfer Facility	\$40,599	\$0.000	\$48.459	Price Adjustment
4	April 2003	Transfer Facility	Big Bend	Zeigler	1	91,333.10	423-2(a)	Col (k), Quality Adjustment	\$0.000	(\$0.057)	\$48.402	Quality Adjustment
5	June 2003	Transfer Facility	Big Bend	Zeigler	3	95,514.10	423-2(c)	Col (l), Delivered Price Transfer Facility	\$40,599	\$0.000	\$48.459	Price Adjustment
6	May 2003	Transfer Facility	Big Bend	Zeigler	1	95,514.10	423-2(a)	Col (k), Quality Adjustment	\$0.000	(\$0.603)	\$47.856	Quality Adjustment
7	June 2003	Transfer Facility	Big Bend	Zeigler	1	89,387.80	423-2(a)	Col (k), Quality Adjustment	\$0.000	(\$0.060)	\$48.399	Quality Adjustment
8	May 2003	Transfer Facility	Big Bend	Peabody Development	7	9,905.10	423-2(a)	Col (k), Quality Adjustment	\$0.000	(\$0.660)	\$34.030	Quality Adjustment
9	June 2003	Transfer Facility	Big Bend	Illinois Fuel	2	47,454.50	423-2(a)	Col (k), Quality Adjustment	\$0.000	\$0.429	\$36.459	Quality Adjustment