



R. Wade Litchfield
Senior Attorney
Florida Authorized House Counsel
Florida Power & Light Company
700 Universe Boulevard
Juno Beach, FL 33408-0420
(561) 691-7135 (Facsimile)

November 14, 2003

Writer's Direct Dial:
(561) 691-7101

VIA HAND DELIVERY

Ms. Blanca S. Bayó, Director
Division of the Commission Clerk and
Administrative Services
Florida Public Service Commission
Betty Easley Conference Center, Room 110
2540 Shumard Oak Boulevard
Tallahassee, Florida 32399-0850

Re: Docket No. 030001-EI – Monthly Fuel Filings

Dear Ms. Bayó:

Enclosed herewith for filing are the original and five (5) copies of the following monthly fuel reports for FPL:

- (a) FPSC Forms 423-1, 423-1(a), and 423-1(b) for Florida Power & Light Company for the month of August 2003;
- (b) FPSC Forms 423-2, 423-2(a), and 423-2(b) for St. Johns River Power Park (SJRPP) for the month of August 2003; and
- (c) FPSC Forms 423-2, 423-2(a), and 423-2(b) for Plant Scherer for the month of July 2003.

FPL's Request for Confidential Classification of the information removed from FPL FPSC Form 423 1(a) and SJRPP FPSC Forms 423-2, 423-2(a), and 423-2(b) is being filed under separate cover. Should you have any questions regarding this filing, please contact me at (561) 691-7101.

Thank you for your attention to this matter, I remain,

Sincerely,

A handwritten signature in black ink, appearing to read 'R. Wade Litchfield', is written over a horizontal line.

R. Wade Litchfield

RWL/ec
Enclosures
cc: Service List

Doc/423 Fuel Filing/August 2003

an FPL Group company

DOCUMENT NUMBER-DATE

11373 NOV 14 8

FPSC-COMMISSION CLERK

MONTHLY REPORT OF COST AND QUALITY OF FUEL OIL FOR ELECTRIC PLANTS
ORIGIN, VOLUME, DELIVERED PRICE AND AS RECEIVED QUANTITY

1. REPORTING MONTH: AUG YEAR: 2003
2. REPORTING COMPANY: FLORIDA POWER & LIGHT COMPANY

3. NAME, TITLE, TELEPHONE NUMBER OF CONTACT PERSON CONCERNING DATA
SUBMITTED ON THIS FORM: KORY DUBIN, REGULATORY AFFAIRS, (305) 552-4910.
4. SIGNATURE OF OFFICIAL SUBMITTING REPORT: *Kory Dubin*
5. DATE COMPLETED: 10/22/2003

LINE NO	PLANT	SUPPLIER	SHIPPING POINT	PURCHASE TYPE	DELIVERY LOCATION	DELIVERY DATE	TYPE OIL	SULFUR (%)	BTU CONTENT (BTU / GAL)	VOLUME (BBLs)	PRICE (\$/BBL)
1	MARTIN	BAKA ENERGY	HFOTI	MTC	PALM BEACH	08/12/2003	F06	0.94	154524	117803	29.4050
2	MANATEE	BAKA ENERGY	HFOTI	MTC	PORT MANATEE	08/02/2003	F06	0.96	151262	119368	29.9670
3	RIVIERA	BAKA ENERGY	HFOTI	MTC	RIVIERA	08/24/2003	F06	0.96	151405	119281	29.4550
4	CAPE CANAVERAL	FAMM	BORCO, BAHAMAS	MTC	PORT CANAVERAL	08/04/2003	F06	1.00	150714	169804	28.2600
5	CAPE CANAVERAL	FAMM	BORCO, BAHAMAS	MTC	PORT CANAVERAL	08/10/2003	F06	0.73	151310	86139	28.7950
6	MANATEE	FAMM	BORCO, BAHAMAS	MTC	PORT MANATEE	08/30/2003	F06	0.97	151190	170098	28.8710
7	TURKEY POINT	FAMM	BORCO, BAHAMAS	MTC	FISHER ISLAND	08/09/2003	F06	0.74	150976	78254	28.7950
8	CAPE CANAVERAL	FUEL	ST. ROSE	MTC	PORT CANAVERAL	08/24/2003	F06	0.98	154333	168282	28.8950
9	MARTIN	GLENCORE	RIVER	MTC	PALM BEACH	08/11/2003	F06	0.99	153500	148353	29.4050
10	TURKEY POINT	GLENCORE	BORCO, BAHAMAS	MTC	FISHER ISLAND	08/02/2003	F06	1.00	152405	148555	30.2670
11	TURKEY POINT	GLENCORE	ST. ROSE	MTC	FISHER ISLAND	08/23/2003	F06	0.98	153833	147796	29.3050
12	PT. EVERGLADES	PETROBRAS	BORCO, BAHAMAS	MTC	PORT EVERGLADES	08/08/2003	F06	1.00	152286	330775	27.8080
13	MANATEE	SEMPRA	BORCO, BAHAMAS	MTC	PORT MANATEE	08/02/2003	F06	0.96	150976	329987	28.9310
14	MANATEE	SEMPRA	BORCO, BAHAMAS	MTC	PORT MANATEE	08/28/2003	F06	0.98	150690	330826	28.6940
15	PT. EVERGLADES	SEMPRA	BORCO, BAHAMAS	MTC	PORT EVERGLADES	08/21/2003	F06	0.98	151976	326470	28.1690
16	MARTIN	VITOL	BORCO, BAHAMAS	MTC	PALM BEACH	08/18/2003	F06	0.99	147381	109928	29.0430
17	RIVIERA	VITOL	BORCO, BAHAMAS	MTC	RIVIERA	08/14/2003	F06	1.00	147857	109908	28.6250
18	CAPE CANAVERAL	VITOL	BORCO, BAHAMAS	MTC	PORT CANAVERAL	08/20/2003	F06	1.00	149024	110185	28.9300
19	MARTIN	VPEM	RIVER	MTC	PALM BEACH	08/02/2003	F06	0.69	150048	146444	31.8330
20	MARTIN	VPEM	RIVER	MTC	PALM BEACH	08/18/2003	F06	0.95	154048	147339	28.9980
21	RIVIERA	VPEM	BORCO, BAHAMAS	MTC	RIVIERA	08/07/2003	F06	0.98	150405	145445	28.8830
22	MARTIN	VPEM	RIVER	S	PALM BEACH	08/29/2003	F06	0.68	152810	148912	32.7000
23	MARTIN	PORT	NA-TRUCK DELIVERY	STC		08/22/2003	F02	N/A	N/A	353	*
24	MARTIN	PORT	NA-TRUCK DELIVERY			08/25/2003	F03	N/A	N/A	4590	41.5850
25	FT. MYERS	ROYAL	NA-TRUCK DELIVERY			08/04/2003	F03	N/A	N/A	7944	39.0800
26	PT. EVERGLADES	AMERIGAS	NA-TRUCK DELIVERY	STC		08/01/2003	PRO	N/A	N/A	47	7.1400
27	PT. EVERGLADES	AMERIGAS	NA-TRUCK DELIVERY	STC		08/21/2003	PRO	N/A	N/A	11	47.1700

MONTHLY REPORT OF COST AND QUALITY OF FUEL OIL FOR ELECTRIC PLANTS
ORIGIN, VOLUME, DELIVERED PRICE AND AS RECEIVED QUANTITY

1. REPORTING MONTH: AUG YEAR: 2003
2. REPORTING COMPANY: FLORIDA POWER & LIGHT COMPANY

3. NAME, TITLE, TELEPHONE NUMBER OF CONTACT PERSON CONCERNING DATA
SUBMITTED ON THIS FORM: KORY DUBIN, REGULATORY AFFAIRS, (305) 552-4910.

4. SIGNATURE OF OFFICIAL SUBMITTING REPORT: *Berry Jones*

5. DATE COMPLETED: 10/22/2003

LINE NO	PLANT	SUPPLIER	SHIPPING POINT	PURCHASE TYPE	DELIVERY LOCATION	DELIVERY DATE	TYPE OIL	SULFUR (%)	BTU CONTENT (BTU / GAL)	VOLUME (BBL)	PRICE (\$/BBL)
28	TURKEY POINT	AMERIGAS	NA-TRUCK DELIVERY	STC		08/12/2003	PRO	N/A	N/A	7	48.0900
29	RIVIERA	FERRELL	NA-TRUCK DELIVERY	STC		08/01/2003	PRO	N/A	N/A	3	43.5900
30	RIVIERA	FERRELL	NA-TRUCK DELIVERY	STC		08/05/2003	PRO	N/A	N/A	4	44.5200
31	RIVIERA	FERRELL	NA-TRUCK DELIVERY	STC		08/08/2003	PRO	N/A	N/A	2	44.9400
32	RIVIERA	FERRELL	NA-TRUCK DELIVERY	STC		08/12/2003	PRO	N/A	N/A	4	45.3200
33	RIVIERA	FERRELL	NA-TRUCK DELIVERY	STC		08/15/2003	PRO	N/A	N/A	3	44.5900
34	RIVIERA	FERRELL	NA-TRUCK DELIVERY	STC		08/19/2003	PRO	N/A	N/A	4	45.0900
35	RIVIERA	FERRELL	NA-TRUCK DELIVERY	STC		08/22/2003	PRO	N/A	N/A	5	45.4400
36	RIVIERA	FERRELL	NA-TRUCK DELIVERY	STC		08/26/2003	PRO	N/A	N/A	2	45.3200
37	RIVIERA	FERRELL	NA-TRUCK DELIVERY	STC		08/29/2003	PRO	N/A	N/A	3	44.9400
38	MARTIN	INDIANTOWN	NA-TRUCK DELIVERY	STC		08/01/2003	PRO	N/A	N/A	10	33.5600
39	MARTIN	INDIANTOWN	NA-TRUCK DELIVERY	STC		08/26/2003	PRO	N/A	N/A	10	33.5600
40	MANATEE	SUBURBAN	NA-TRUCK DELIVERY	STC		08/11/2003	PRO	N/A	N/A	10	44.5200
41	CAPE CANAVERAL	SUBURBANE	NA-TRUCK DELIVERY	STC		08/16/2003	PRO	N/A	N/A	6	44.1000

EDITED COPY

MONTHLY REPORT OF COST AND QUALITY OF FUEL OIL FOR ELECTRIC PLANTS
DETAIL OF INVOICE AND TRANSPORTATION CHARGES

FPSC FORM NO. 423-1 (a)

1. REPORTING MONTH: AUG YEAR: 2003

2. REPORTING COMPANY: FLORIDA POWER LIGHT COMPANY

3. NAME, TITLE TELEPHONE NUMBER OF CONTACT PERSON CONCERNING DATA
SUBMITTED ON THIS FORM: KORY DUBIN, REGULATORY AFFAIRS, (305) 552-4910.

4. SIGNATURE OF OFFICIAL SUBMITTING REPORT: *Kory Dubin*

5. DATE COMPLETED: 10/27/2003

(A)	(B)	(C)	(D)	(E)	(F)	(G)	(H)	(I)	(J)	(K)	(L)	(M)	(N)	(O)	(P)	(Q)	(R)
LINE NO.	PLANT	SUPPLIER	DELIVERY LOCATION	DELIVERY DATE	TYPE OIL	VOLUME (BBLs)	INVOICE PRICE (\$/BBL)	INVOICE AMOUNT (\$)	DISCOUNT (\$)	NET AMOUNT (\$)	NET PRICE (\$/BBL)	QUALITY ADJUST. (\$/BBL)	EFFECTIVE PUR PRICE (\$/BBL)	TRANSP TO TERM (\$/BBL)	ADDITIONAL TRANS CHGS (\$/BBL)	OTHER CHGS (\$/BBL)	DELIVERED PRICE (\$/BBL)
1	MARTIN	BAKA ENERGY	PALM BEACH	08/12/2003	F06	117803											29.8429
2	MANATEE	BAKA ENERGY	PORT MANATEE	08/02/2003	F06	119368											30.2027
3	RIVIERA	BAKA ENERGY	RIVIERA	08/24/2003	F06	119281											29.6470
4	CAPE CANAVERAL	FAMM	PORT CANAVERAL	08/04/2003	F06	169804											28.8165
5	CAPE CANAVERAL	FAMM	PORT CANAVERAL	08/10/2003	F06	86139											29.3515
6	MANATEE	FAMM	PORT MANATEE	08/30/2003	F06	170098											29.1067
7	TURKEY POINT	FAMM	FISHER ISLAND	08/09/2003	F06	78254											29.5779
8	CAPE CANAVERAL	FUEL	PORT CANAVERAL	08/24/2003	F06	168282											29.4515
9	MARTIN	GLENCORE	PALM BEACH	08/11/2003	F06	148353											29.8429
10	TURKEY POINT	GLENCORE	FISHER ISLAND	08/02/2003	F06	148555											31.0499
11	TURKEY POINT	GLENCORE	FISHER ISLAND	08/23/2003	F06	147796											30.0879
12	PT. EVERGLADES	PETROBRAS	PORT EVERGLADES	08/08/2003	F06	330775											28.0522
13	MANATEE	SEMPRA	PORT MANATEE	08/02/2003	F06	329987											29.1667
14	MANATEE	SEMPRA	PORT MANATEE	08/28/2003	F06	330826											28.9297
15	PT. EVERGLADES	SEMPRA	PORT EVERGLADES	08/21/2003	F06	326470											28.4132
16	MARTIN	VITOL	PALM BEACH	08/18/2003	F06	109928											29.4809
17	RIVIERA	VITOL	RIVIERA	08/14/2003	F06	109908											28.8170
18	CAPE CANAVERAL	VITOL	PORT CANAVERAL	08/20/2003	F06	110185											29.4865
19	MARTIN	VPEM	PALM BEACH	08/02/2003	F06	146444											32.2709
20	MARTIN	VPEM	PALM BEACH	08/18/2003	F06	147339											29.4359
21	RIVIERA	VPEM	RIVIERA	08/07/2003	F06	145445											29.0750
22	MARTIN	VPEM	PALM BEACH	08/29/2003	F06	148912											33.1379
23	MARTIN	PORT		08/22/2003	F02	353											41.7350
24	MARTIN	PORT		08/25/2003	F03	4590											41.5850
25	FT. MYERS	ROYAL		08/04/2003	F03	7944											39.0800
26	PT. EVERGLADES	AMERIGAS		08/01/2003	PRO	47	7.1400	336	0	336	7.1400	0.0000	7.1400	0.0000	0.0000	0.0000	7.1400
27	PT. EVERGLADES	AMERIGAS		08/21/2003	PRO	11	47.1700	519	0	519	47.1700	0.0000	47.1700	0.0000	0.0000	0.0000	47.1700
28	TURKEY POINT	AMERIGAS		08/12/2003	PRO	7	48.0900	337	0	337	48.0900	0.0000	48.0900	0.0000	0.0000	0.0000	48.0900
29	RIVIERA	FERRELL		08/01/2003	PRO	3	43.5900	131	0	131	43.5900	0.0000	43.5900	0.0000	0.0000	0.0000	43.5900
30	RIVIERA	FERRELL		08/05/2003	PRO	4	44.5200	178	0	178	44.5200	0.0000	44.5200	0.0000	0.0000	0.0000	44.5200

MONTHLY REPORT OF COST AND QUALITY OF FUEL OIL FOR ELECTRIC PLANTS
 DETAIL OF INVOICE AND TRANSPORTATION CHARGES

FPSC FORM NO. 423-1 (a)

1. REPORTING MONTH: AUG YEAR: 2003

2. REPORTING COMPANY: FLORIDA POWER LIGHT COMPANY

3. NAME, TITLE, TELEPHONE NUMBER OF CONTACT PERSON CONCERNING DATA
 SUBMITTED ON THIS FORM: KORY DUBIN, REGULATORY AFFAIRS, (305) 552-4910.

4. SIGNATURE OF OFFICIAL SUBMITTING REPORT: 

5. DATE COMPLETED: 10/27/2003

(A)	(B)	(C)	(D)	(E)	(F)	(G)	(H)	(I)	(J)	(K)	(L)	(M)	(N)	(O)	(P)	(Q)	(R)
LINE NO.	PLANT	SUPPLIER	DELIVERY LOCATION	DELIVERY DATE	TYPE OIL	VOLUME (BBLs)	INVOICE PRICE (\$/BBL)	INVOICE AMOUNT (\$)	DISCOUNT (\$)	NET AMOUNT (\$)	NET PRICE (\$/BBL)	QUALITY ADJUST. (\$/BBL)	EFFECTIVE PUR PRICE (\$/BBL)	TRANSP TO TERM (\$/BBL)	ADDITIONAL TRANS CHGS (\$/BBL)	OTHER CHGS (\$/BBL)	DELIVERED PRICE (\$/BBL)
31	RIVIERA	FERRELL		08/08/2003	PRO	2	44.9400	90	0	90	44.9400	0.0000	44.9400	0.0000	0.0000	0.0000	44.9400
32	RIVIERA	FERRELL		08/12/2003	PRO	4	45.3200	181	0	181	45.3200	0.0000	45.3200	0.0000	0.0000	0.0000	45.3200
33	RIVIERA	FERRELL		08/15/2003	PRO	3	44.5900	134	0	134	44.5900	0.0000	44.5900	0.0000	0.0000	0.0000	44.5900
34	RIVIERA	FERRELL		08/19/2003	PRO	4	45.0900	180	0	180	45.0900	0.0000	45.0900	0.0000	0.0000	0.0000	45.0900
35	RIVIERA	FERRELL		08/22/2003	PRO	5	45.4400	227	0	227	45.4400	0.0000	45.4400	0.0000	0.0000	0.0000	45.4400
36	RIVIERA	FERRELL		08/26/2003	PRO	2	45.3200	91	0	91	45.3200	0.0000	45.3200	0.0000	0.0000	0.0000	45.3200
37	RIVIERA	FERRELL		08/29/2003	PRO	3	44.9400	135	0	135	44.9400	0.0000	44.9400	0.0000	0.0000	0.0000	44.9400
38	MARTIN	INDIANTOWN		08/01/2003	PRO	10	33.5600	336	0	336	33.5600	0.0000	33.5600	0.0000	0.0000	0.0000	33.5600
39	MARTIN	INDIANTOWN		08/26/2003	PRO	10	33.5600	336	0	336	33.5600	0.0000	33.5600	0.0000	0.0000	0.0000	33.5600
40	MANATEE	SUBURBAN		08/11/2003	PRO	10	44.5200	445	0	445	44.5200	0.0000	44.5200	0.0000	0.0000	0.0000	44.5200
41	CAPE CANAVERAL	SUBURBANE		08/16/2003	PRO	6	44.1000	265	0	265	44.1000	0.0000	44.1000	0.0000	0.0000	0.0000	44.1000

FPSC FORM NO. 423-1(b)

MONTHLY REPORT OF COST AND QUALITY OF FUEL OIL FOR ELECTRIC PLANTS
 REPORT OF ADJUSTMENTS TO PREVIOUS OIL DELIVERIES

1. REPORTING MONTH: AUGUST YEAR: 2003

3. NAME, TITLE, & TELEPHONE NUMBER OF CONTACT PERSON CONCERNING DATA
 SUBMITTED ON THIS FORM: RITA McLELLAN, REGULATORY AFFAIRS,

2. REPORTING COMPANY: FLORIDA POWER & LIGHT COMPANY

4. SIGNATURE OF OFFICIAL SUBMITTING REPORT: *Benny J. [Signature]*

5. DATE COMPLETE 10/22/2003

LINE NO.	MONTH REPORTED	FORM PLANT NAME	SUPPLIER	ORIGINAL LINE NUMBER	OLD VOLUME (BBLs)	FORM NO.	COLUMN DESIGNATOR & TITLE	OLD VALUE	NEW VALUE	NEW DELIVERED PRICE (\$/BBL)	REASON FOR REVISION
(A)	(B)	(C)	(D)	(E)	(F)	(G)	(H)	(I)	(J)	(K)	(L)
1	NONE										


**MONTHLY REPORT OF COST AND QUALITY OF COAL FOR ELECTRIC PLANTS
ORIGIN, TONNAGE, DELIVERED PRICE AND AS RECEIVED QUALITY**

1. Report For Month/Yr: **August 2003**

4. Name, Title & Telephone Number of Contact
Person Concerning Data Submitted on this Form: **Korel M. Dubin (305-552-4910)**

2. Reporting Company: **Florida Power & Light**

5. Signature of Official Submitting Report:



3. Plant Name: **St. Johns River Power Park (SJRPP)**

6. Date Completed: **September 15, 2003**

Line No.	Supplier Name	Mine Location	Purchase Type	Transportation Mode	Tons	Effective Purchase Price (\$/Ton)	Total Trans Cost (\$/Ton)	FOB Plant Price (\$/Ton)	As Received Coal Quality			
									Sulfur Content (%)	Btu Content (%)	Ash Content (%)	Moisture Content (%)
(a)	(b)	(c)	(d)	(e)	(f)	(g)	(h)	(i)	(j)	(k)	(l)	(m)
1	Aimcor	,VI,	S	OC	8,795			19.38	3.84	14,487	0.40	5.55
2	Coal Marketing Company	45,IM,999	LTC	OC	38,354			35.19	0.66	11,816	7.35	10.99
3	DTE Clover, LLC	08,KY,095	LTC	UR	14,660			40.65	1.19	12,657	9.11	6.62

EDITED COPY


**MONTHLY REPORT OF COST AND QUALITY OF COAL FOR ELECTRIC PLANTS
DETAIL OF INVOICE PURCHASE PRICE**

1. Report For Month/Yr: **August 2003**

4. Name, Title & Telephone Number of Contact
Person Concerning Data Submitted on this Form: **Korel M. Dubin (305-552-4910)**

2. Reporting Company: **Florida Power & Light**

5. Signature of Official Submitting Report:



3. Plant Name: **St. Johns River Power Park (SJRPP)**

6. Date Completed: **September 15, 2003**

Line No.	Supplier Name	Mine Location	Purchase Type	Tons	FOB Mine Price (\$/Ton)	Short Haul & Loading Charge	Original Invoice Price (\$/Ton)	Retro-active Price Increases (\$/Ton)	Base Price (\$/Ton)	Quality Adjustments (\$/Ton)	Effective Purchase Price (\$/Ton)
(a)	(b)	(c)	(d)	(e)	(f)	(g)	(h)	(i)	(j)	(k)	(l)
1	Aimcor	,VI,	S	8,795		0.00		0.00		0.00	
2	Coal Marketing Company	45,IM,999	LTC	38,354		0.00		0.00		0.00	
3	DTE Clover, LLC	08,KY,095	LTC	14,660		0.00		0.00		0.00	

EDITED COPY

MONTHLY REPORT OF COST AND QUALITY OF COAL FOR ELECTRIC PLANTS
 DETAIL OF TRANSPORTATION CHARGES


1. Report For Month/Yr: **August 2003**

4. Name, Title & Telephone Number of Contact

Person Concerning Data Submitted on this Form: **Korel M. Dubin (305-552-4910)**

2. Reporting Company: **Florida Power & Light**

5. Signature of Official Submitting Report:



3. Plant Name: **St. Johns River Power Park (SJRPP)**

6. Date Completed:

September 15, 2003

Line No.	Supplier Name	Mine Location	Shipping Point	Transportation Mode	Tons	Effective Purchase Price (\$/Ton)	Short Haul & Loading Charge (\$/Ton)	Rail Charges		Waterborne Charges					Total Transport Charges (\$/Ton)	FOB Plant Price (\$/Ton)
								Rail Rate (\$/Ton)	Other Rail Charges (\$/Ton)	River Barge Rate (\$/Ton)	Trans-loading Rate (\$/Ton)	Ocean Barge Rate (\$/Ton)	Other Water Charges (\$/Ton)	Related Charges (\$/Ton)		
(a)	(b)	(c)	(d)	(e)	(f)	(g)	(h)	(i)	(j)	(k)	(l)	(m)	(n)	(o)	(p)	(q)
1	Aimcor	,VI,	AIMCOR ST. CRO	OC	8,795		0.00		0.00	0.00	0.00	0.00	0.00	0.00		19.38
2	Coal Marketing Company	45,IM,999	EL CERREJON	OC	38,354		0.00		0.00	0.00	0.00	0.00	0.00	0.00		35.19
3	DTE Clover, LLC	08,KY,095	CLOVER DTE	UR	14,660		0.00		0.00	0.00	0.00	0.00	0.00	0.00		40.65

EDITED COPY

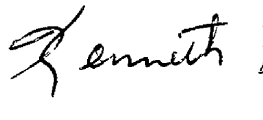
**MONTHLY REPORT OF COST AND QUALITY OF COAL FOR ELECTRIC PLANTS
ORIGIN, TONNAGE, DELIVERED PRICE, AND AS RECEIVED QUALITY**

1. Reporting Month: July Year: 2003
 2. Reporting Company: FLORIDA POWER & LIGHT COMPANY
 3. Plant Name: R.W.SCHERER
 4. Name, Title & Telephone Number of Contact Person Concerning Data Submitted on this Form: Korel M. Dubin (305) 552-4910
 5. Signature of Official Submitting Report: *Kenneth Barkway*
 6. Date Completed: 06-Oct-03

Line No.	Supplier Name	Mine Location	Purchase Type	Transport Mode	Tons	Purchase Price (\$/Ton)	Effective Transport Charges (\$/Ton)	Total FOB Plant Price (\$/Ton)	Sulfur Content (%)	Btu Content (Btu/lb)	Ash Content (%)	Moisture Content (%)
(a)	(b)	(c)	(d)	(e)	(f)	(g)	(h)	(i)	(j)	(k)	(l)	(m)
(1)	AEI COAL SALES	8/KY/159	MTC	UR	11,599.32	48.525	13.62	62.145	0.69	12,225	9.83	7.22
(2)	JACOBS RANCH	19/WY/5	S	UR	44,110.52	4.850	23.23	28.080	0.47	8,752	5.55	27.57
(3)	TRITON COAL CO	19/WY/5	S	UR	88,011.42	8.763	23.23	31.993	0.22	8,740	4.71	27.39
(4)	ARCH COAL SALES	19/WY/5	S	UR	47,239.65	6.759	23.20	29.959	0.34	8,750	5.85	27.11
(5)	AEI COAL SALES	17/CO/29	MTC	UR	11,861.04	34.517	26.49	61.007	0.38	12,044	7.97	9.05
(6)	AEI COAL SALES	8/WV/59	MTC	UR	9,614.67	50.512	13.26	63.772	0.62	12,586	10.42	7.15
(7)	AEI COAL SALES	8/WV/59	MTC	UR	4,656.66	49.125	13.87	62.995	0.68	12,351	12.14	5.64
(8)	POWDER RIVER COAL	19/WY/5	S	UR	9,837.06	7.002	23.21	30.212	0.21	8,864	4.28	26.96
(9)	AEI COAL SALES	8/KY/195	MTC	UR	2,296.17	51.313	13.62	64.933	0.74	12,808	8.14	6.66

**MONTHLY REPORT OF COST AND QUALITY OF COAL FOR ELECTRIC PLANTS
DETAILED PURCHASED COAL INVOICE INFORMATION**

1. Reporting Month: **July** Year: **2003**
 2. Reporting Company: **FLORIDA POWER & LIGHT COMPANY**
 3. Plant Name: **R.W.SCHERER**

4. Name, Title & Telephone Number of Contact Person Concerning Data
 Submitted on this Form: **Korel M. Dubin**
 (305) 552-4910
 5. Signature of Official Submitting Report: 
 6. Date Completed: **06-Oct-03**


Line No.	Supplier Name	Mine Location	Purch. Type	Tons	FOB Mine Price (\$/Ton)	Shorthaul & Loading Charges (\$/Ton)	Original Invoice Price (\$/Ton)	Retroactive Price Increase (\$/Ton)	Base Price (\$/Ton)	Quality Adjustments (\$/Ton)	Effective Purchase Price (\$/Ton)
(a)	(b)	(c)	(d)	(e)	(f)	(g)	(h)	(i)	(j)	(k)	(l)
(1)	AEI COAL SALES	8/KY/159	MTC	11,599.32	47.444	-	47.444	-	47.444	1.081	48.525
(2)	JACOBS RANCH	19/WY/5	S	44,110.52	4.922	-	4.922	-	4.922	(0.072)	4.850
(3)	TRITON COAL CO	19/WY/5	S	88,011.42	8.763	-	8.763	-	8.763	0.000	8.763
(4)	ARCH COAL SALES	19/WY/5	S	47,239.65	6.795	-	6.795	-	6.795	(0.036)	6.759
(5)	AEI COAL SALES	17/CO/29	MTC	11,861.04	34.304	-	34.304	-	34.304	0.213	34.517
(6)	AEI COAL SALES	8/WV/59	MTC	9,614.67	47.711	-	47.711	-	47.711	2.801	50.512
(7)	AEI COAL SALES	8/WV/59	MTC	4,656.66	47.444	-	47.444	-	47.444	1.681	49.125
(8)	POWDER RIVER COAL	19/WY/5	S	9,837.06	6.955	-	6.955	-	6.955	0.047	7.002
(9)	AEI COAL SALES	8/KY/195	MTC	2,296.17	47.444	-	47.444	-	47.444	3.869	51.313

**MONTHLY REPORT OF COST AND QUALITY OF COAL FOR ELECTRIC PLANTS
DETAILED TRANSPORTATION INVOICE INFORMATION**

1. Reporting Month: **July** Year: **2003**
 2. Reporting Company: **FLORIDA POWER & LIGHT COMPANY**
 3. Plant Name: **R.W.SCHERER**

4. Name, Title & Telephone Number of Contact Person Concerning Data
 Submitted on this Form: **Korel M. Dubin**
 (305) 552-4910

5. Signature of Official Submitting Report:



6. Date Completed: **07-Oct-03**

Line No.	Supplier Name	Mine Location	Shipping Point	Transport Mode	Tons	Effective Purchase Price (\$/Ton)	Additional Shorthaul & Loading Charges (\$/Ton)	Rail Charges		Waterborne Charges				Other Related Charges (\$/Ton)	Total Transportation Charges (\$/Ton)	FOB Plant Price (\$/Ton)
								Rail Rate (\$/Ton)	Other Rail Charges (\$/Ton)	River Barge Rate (\$/Ton)	Trans-loading Rate (\$/Ton)	Ocean Barge Rate (\$/Ton)	Other Water Charges (\$/Ton)			
(a)	(b)	(c)	(d)	(e)	(f)	(g)	(h)	(i)	(j)	(k)	(l)	(m)	(n)	(o)	(p)	(q)
(1)	AEI COAL SALES	8/KY/159	MARTIKI, KY	UR	11,599.32	48.525	-	13.62	-	-	-	-	-	-	13.62	62.145
(2)	JACOBS RANCH	19/WY/5	JACOBS JCT, WY	UR	44,110.52	4.850	-	23.23	-	-	-	-	-	-	23.23	28.080
(3)	TRITON COAL CO	19/WY/5	N. ROCHELL JCT, WY	UR	88,011.42	8.763	-	23.23	-	-	-	-	-	-	23.23	31.993
(4)	ARCH COAL SALES	19/WY/5	THUNDER JCT, WY	UR	47,239.65	6.759	-	23.20	-	-	-	-	-	-	23.20	29.959
(5)	AEI COAL SALES	17/CO/29	CONVERSE, CO	UR	11,861.04	34.517	-	26.49	-	-	-	-	-	-	26.49	61.007
(6)	AEI COAL SALES	8/WV/59	TIMBAR, WV	UR	9,614.67	50.512	-	13.26	-	-	-	-	-	-	13.26	63.772
(7)	AEI COAL SALES	8/WV/59	SCARLET GLENN, WV	UR	4,656.66	49.125	-	13.87	-	-	-	-	-	-	13.87	62.995
(8)	POWDER RIVER COAL	19/WY/5	NACCO JCT, WY	UR	9,837.06	7.002	-	23.21	-	-	-	-	-	-	23.21	30.212
(9)	AEI COAL SALES	8/KY/195	SIDNEY, KY	UR	2,296.17	51.313	-	13.62	-	-	-	-	-	-	13.62	64.933

CERTIFICATE OF SERVICE

I, THE UNDERSIGNED COUNSEL, HEREBY CERTIFY that copies of Florida Power & Light Company's forms 423-1, 423-1(a) edited, and 423-1(b) for the month of August, 2003, copies of St. Johns River Power Park edited forms 423-2, 423-2(a), and 423-2(b) for the month of August, 2003; and copies of Plant Scherer forms 423-2, 423-2(a), and 423-2(b) for the month of July, 2003 have been served via first class mail, postage prepaid to the parties listed below, this 14th day of November, 2003

Wm. Cochran Keating, IV, Esq.
Division of Legal Services
Florida Public Service Commission
2540 Shumard Oak Blvd.
Tallahassee, Florida 32399-0850

Lee L. Willis, Esq.
James D. Beasley, Esq.
Ausley & McMullen
Attorneys for TECO
P.O. Box 391
Tallahassee, Florida 32302

Robert Vandiver, Esq.
Office of Public Counsel
111 West Madison Street
Room 812
Tallahassee, Florida 32399

James A. McGee, Esq.
Florida Power Corporation
P.O. Box 14042
St. Petersburg, Florida 33733

Norman H. Horton, Esq.
Floyd R. Self, Esq.
Messer, Caparello & Self
Attorneys for FPUC
P.O. Box 1876
Tallahassee, Florida 32302-1876

Joseph A. McGlothlin, Esq.
Vicki Gordon Kaufman, Esq.
McWhirter, Reeves, McGlothlin,
Davidson, et al.
Attorneys for FIPUG
117 South Gadsden Street
Tallahassee, Florida 32301

John W. McWhirter, Jr., Esq.
McWhirter, Reeves, McGlothlin,
Davidson, et al.
Attorneys for FIPUG
400 North Tampa Street, Suite 2450
Tampa, Florida 33602

Jeffrey A. Stone, Esq.
Russell A. Badders, Esq.
Beggs & Lane
Attorneys for Gulf Power
P.O. Box 12950
Pensacola, Florida 32591-2950

Mr. George Bachman
Florida Public Utilities Co.
P.O. Box 3395
West Palm Beach, Florida 33402

Ms. Angela Llewellyn
Regulatory Specialist
Regulatory & Business Specialist
Tampa Electric Co.
P.O. Box 111
Tampa, Florida 33601

Susan D. Ritenour
Richard McMillan
Gulf Power Company
One Energy Place
Pensacola, FL 32520-0780

Florida Retail Federation
John Rogers, Esq.
227 South Adams Street
Tallahassee, FL 32301


Mr. James J. Presswood, Jr.
Southern Alliance for Clean Energy
427 Moreland Ave., NE, Suite 100
Atlanta, GA 30307

Mr. Robert Scheffel Wright
Mr. John T. LaVia III
Landers & Parsons, P.A.
Post Office Box 271
Tallahassee, FL 32302

Paul Lewis, Jr./Bonnie Davis
Progress Energy Florida, Inc.
106 East College Avenue
Suite 800
Tallahassee, FL 32301-7740

Greenberg, Traurig Law Firm
Ronald LaFace/Seann M. Frazier
101 E. College Ave.
Tallahassee, FL 32301

Michael B. Twomey, Esq.
Post Office Box 5256
Tallahassee, FL 32314-5256



R. Wade Litchfield