

ORIGINAL



R. Wade Litchfield
Senior Attorney
Florida Authorized House Counsel
Florida Power & Light Company
700 Universe Boulevard
Juno Beach, FL 33408-0420
(561) 691-7135 (Facsimile)

December 9, 2003

Writer's Direct Dial:
(561) 691-7101

VIA HAND DELIVERY

Ms. Blanca S. Bayó, Director
Division of the Commission Clerk and
Administrative Services
Florida Public Service Commission
Betty Easley Conference Center, Room 110
2540 Shumard Oak Boulevard
Tallahassee, Florida 32399-0850

RECEIVED-FPSC
03 DEC -9 PM 3:02
COMMISSION
CLERK

Re: **Docket No. 030001-EI - Monthly Fuel Filings**

Dear Ms. Bayó:

Enclosed herewith for filing are the original and five (5) copies of the following monthly fuel reports for FPL:

- (a) FPSC Forms 423-1, 423-1(a), and 423-1(b) for Florida Power & Light Company for the month of September 2003;
- (b) FPSC Forms 423-2, 423-2(a), and 423-2(b) for St. Johns River Power Park (SJRPP) for the month of September 2003; and
- (c) FPSC Forms 423-2, 423-2(a), and 423-2(b) for Plant Scherer for the month of August 2003.

FPL's Request for Confidential Classification of the information removed from FPL FPSC Form 423 1(a) and SJRPP FPSC Forms 423-2, 423-2(a), and 423-2(b) is being filed under separate cover. Should you have any questions regarding this filing, please contact me at (561) 691-7101.

Thank you for your attention to this matter, I remain,

Sincerely,

R. Wade Litchfield

- AUS
- CAF
- CMP
- COM
- CTR
- ECR
- GCL
- OPC
- MMS
- SEC
- OTH

RECEIVED & FILED

FPSC-BUREAU OF RECORDS

RWL/ec
Enclosures
cc: Service List

Doc/423 Fuel Filing/September 2003

an FPL Group company

DOCUMENT NUMBER-DATE

12675 DEC-9 8

FPSC-COMMISSION CLERK

MONTHLY REPORT OF COST AND QUALITY OF FUEL OIL FOR ELECTRIC PLANTS
ORIGIN, VOLUME, DELIVERED PRICE AND AS RECEIVED QUANTITY

1. REPORTING MONTH: SEP YEAR: 2003

2. REPORTING COMPANY: FLORIDA POWER & LIGHT COMPANY

3. NAME, TITLE TELEPHONE NUMBER OF CONTACT PERSON CONCERNING DATA
SUBMITTED ON THIS FORM: KORY DUBIN, REGULATORY AFFAIRS, (305) 552-4910.4. SIGNATURE OF OFFICIAL SUBMITTING REPORT: *Kory Dubin*

5. DATE COMPLETED: 11/25/2003

LINE NO	PLANT	SUPPLIER	SHIPPING POINT	PURCHASE TYPE	DELIVERY LOCATION	DELIVERY DATE	TYPE OIL	SULFUR (%)	BTU CONTENT (BTU / GAL)	VOLUME (BBLs)	PRICE (\$/BBL)
1	MANATEE	BAKA ENERGY	HFOTI	MTC	PORT MANATEE	09/07/2003	F06	1.00	152381	119963	25.5440
2	MANATEE	BAKA ENERGY	HFOTI	MTC	PORT MANATEE	09/15/2003	F06	0.95	151286	119422	25.5440
3	MANATEE	BAKA ENERGY	HFOTI	MTC	PORT MANATEE	09/24/2003	F06	0.93	151333	119039	25.7550
4	CAPE CANAVERAL	FAMM	BORCO, BAHAMAS	MTC	PORT CANAVERAL	09/22/2003	F06	0.93	152119	162258	24.3110
5	SANFORD	FAMM	BORCO, BAHAMAS	MTC	JACKSONVILLE	09/07/2003	F06	1.07	151905	66296	26.5400
6	TURKEY POINT	FAMM	BORCO, BAHAMAS	MTC	FISHER ISLAND	09/10/2003	F06	1.00	151286	102550	26.5400
7	TURKEY POINT	FAMM	BORCO, BAHAMAS	MTC	FISHER ISLAND	09/15/2003	F06	0.97	151143	70594	25.8610
8	CAPE CANAVERAL	FUEL	BORCO, BAHAMAS	MTC	PORT CANAVERAL	09/14/2003	F06	1.00	151690	99739	25.8610
9	MARTIN	GLENCORE	RIVER	MTC	PALM BEACH	09/27/2003	F06	0.95	153000	145705	25.9440
10	RIVIERA	GLENCORE	MARRERO	MTC	RIVIERA	09/04/2003	F06	0.99	155000	148615	29.4050
11	RIVIERA	GLENCORE	RIVER	MTC	RIVIERA	09/14/2003	F06	0.95	153190	148606	25.9440
12	PT. EVERGLADES	PETROBRAS	BORCO, BAHAMAS	MTC	PORT EVERGLADES	09/17/2003	F06	0.80	151476	205747	24.5350
13	TURKEY POINT	PETROBRAS	BORCO, BAHAMAS	MTC	FISHER ISLAND	09/18/2003	F06	0.80	151429	76136	24.5350
14	CAPE CANAVERAL	VITOL	BORCO, BAHAMAS	MTC	PORT CANAVERAL	09/26/2003	F06	1.00	153833	82804	25.6230
15	MARTIN	VPEM	MARRERO	MTC	PALM BEACH	09/20/2003	F06	0.94	154310	149221	24.9050
16	TURKEY POINT	VPEM	BORCO, BAHAMAS	MTC	FISHER ISLAND	09/24/2003	F06	1.00	153167	144641	25.0250
17	MARTIN	VITOL	ST. ROSE	S	PALM BEACH	09/02/2003	F06	0.64	149619	109954	31.9670
18	MARTIN	VITOL	NEW YORK	S	PALM BEACH	09/25/2003	F06	0.64	152690	109605	31.7500
19	PT. EVERGLADES	VITOL	EAST COAST OF CANA	S	PORT EVERGLADES	09/13/2003	F06	1.00	152452	315721	26.7380
20	MARTIN	VPEM	BORCO, BAHAMAS	S	PALM BEACH	09/03/2003	F06	0.69	148738	145205	30.8200
21	MARTIN	VPEM	BORCO, BAHAMAS	S	PALM BEACH	09/07/2003	F06	0.69	148643	142779	29.1990
22	SANFORD	ROYAL	NA-TRUCK DELIVERY	STC		09/23/2003	F02	N/A	N/A	42	*
23	PT. EVERGLADES	AMERIGAS	NA-TRUCK DELIVERY	STC		09/04/2003	PRO	N/A	N/A	6	47.7500
24	PT. EVERGLADES	AMERIGAS	NA-TRUCK DELIVERY	STC		09/12/2003	PRO	N/A	N/A	16	46.6600
25	PT. EVERGLADES	AMERIGAS	NA-TRUCK DELIVERY	STC		09/21/2003	PRO	N/A	N/A	18	46.8500
26	PT. EVERGLADES	AMERIGAS	NA-TRUCK DELIVERY	STC		09/26/2003	PRO	N/A	N/A	15	45.6300
27	TURKEY POINT	AMERIGAS	NA-TRUCK DELIVERY	STC		09/05/2003	PRO	N/A	N/A	8	48.0300

MONTHLY REPORT OF COST AND QUALITY OF FUEL OIL FOR ELECTRIC PLANTS
ORIGIN, VOLUME, DELIVERED PRICE AND AS RECEIVED QUANTITY

1. REPORTING MONTH: SEP YEAR: 2003

2. REPORTING COMPANY: FLORIDA POWER & LIGHT COMPANY

3. NAME, TITLE TELEPHONE NUMBER OF CONTACT PERSON CONCERNING DATA
SUBMITTED ON THIS FORM: KORY DUBIN, REGULATORY AFFAIRS, (305) 552-4910.4. SIGNATURE OF OFFICIAL SUBMITTING REPORT: *Kory Dubin*

5. DATE COMPLETED: 11/25/2003

LINE NO	PLANT	SUPPLIER	SHIPPING POINT	PURCHASE TYPE	DELIVERY LOCATION	DELIVERY DATE	TYPE OIL	SULFUR (%)	BTU CONTENT (BTU / GAL)	VOLUME (BBL)	PRICE (\$/BBL)
28	TURKEY POINT	AMERIGAS	NA-TRUCK DELIVERY	STC		09/24/2003	PRO	N/A	N/A	8	46.2400
29	RIVIERA	FERRELL	NA-TRUCK DELIVERY	STC		09/02/2003	PRO	N/A	N/A	4	44.9400
30	RIVIERA	FERRELL	NA-TRUCK DELIVERY	STC		09/05/2003	PRO	N/A	N/A	3	44.1900
31	RIVIERA	FERRELL	NA-TRUCK DELIVERY	STC		09/09/2003	PRO	N/A	N/A	3	44.3400
32	RIVIERA	FERRELL	NA-TRUCK DELIVERY	STC		09/12/2003	PRO	N/A	N/A	4	44.4100
33	RIVIERA	FERRELL	NA-TRUCK DELIVERY	STC		09/16/2003	PRO	N/A	N/A	3	44.0700
34	RIVIERA	FERRELL	NA-TRUCK DELIVERY	STC		09/19/2003	PRO	N/A	N/A	2	43.1500
35	RIVIERA	FERRELL	NA-TRUCK DELIVERY	STC		09/23/2003	PRO	N/A	N/A	2	42.9700
36	RIVIERA	FERRELL	NA-TRUCK DELIVERY	STC		09/30/2003	PRO	N/A	N/A	5	43.6000
37	MARTIN	INDIANTOWN	NA-TRUCK DELIVERY	STC		09/24/2003	PRO	N/A	N/A	11	14.5700
38	MANATEE	SUBURBAN	NA-TRUCK DELIVERY	STC		09/02/2003	PRO	N/A	N/A	2	44.7100
39	MANATEE	SUBURBAN	NA-TRUCK DELIVERY	STC		09/15/2003	PRO	N/A	N/A	11	45.4100
40	SANFORD	SUBURBAN	NA-TRUCK DELIVERY	STC		09/11/2003	PRO	N/A	N/A	5	44.1900

MONTHLY REPORT OF COST AND QUALITY OF FUEL OIL FOR ELECTRIC PLANTS
 DETAIL OF INVOICE AND TRANSPORTATION CHARGES

FPSC FORM NO. 423-1 (a)

1. REPORTING MONTH: SEP YEAR: 2003

2. REPORTING COMPANY: FLORIDA POWER LIGHT COMPANY

3. NAME, TITLE TELEPHONE NUMBER OF CONTACT PERSON CONCERNING DATA
 SUBMITTED ON THIS FORM: KORY DUBIN, REGULATORY AFFAIRS, (305) 552-4910.

4. SIGNATURE OF OFFICIAL SUBMITTING REPORT: *Dung Jupp*

5. DATE COMPLETED: 11/25/2003

EDITED COPY

(A) LINE NO.	(B) PLANT	(C) SUPPLIER	(D) DELIVERY LOCATION	(E) DELIVERY DATE	(F) TYPE OIL	(G) VOLUME (BBLs)	(H) INVOICE PRICE (\$/BBL)	(I) INVOICE AMOUNT (\$)	(J) DISCOUNT (\$)	(K) NET AMOUNT (\$)	(L) NET PRICE (\$/BBL)	(M) QUALITY ADJUST. (\$/BBL)	(N) EFFECTIVE PUR PRICE (\$/BBL)	(O) TRANSP TO TERM (\$/BBL)	(P) ADDITIONAL TRANS CHGS (\$/BBL)	(Q) OTHER CHGS (\$/BBL)	(R) DELIVERED PRICE (\$/BBL)
1	PMT	BAKA ENERGY	PORT MANATEE	09/07/2003	F06	119963											25.7797
2	PMT	BAKA ENERGY	PORT MANATEE	09/15/2003	F06	119422											25.7797
3	PMT	BAKA ENERGY	PORT MANATEE	09/24/2003	F06	119039											25.9907
4	PCC	FAMM	PORT CANAVERAL	09/22/2003	F06	162258											24.8675
5	PSN	FAMM	JACKSONVILLE	09/07/2003	F06	66296											27.8071
6	PTF	FAMM	FISHER ISLAND	09/10/2003	F06	102550											27.3229
7	PTF	FAMM	FISHER ISLAND	09/15/2003	F06	70594											26.6439
8	PCC	FUEL	PORT CANAVERAL	09/14/2003	F06	99739											26.4175
9	PMR	GLENCORE	PALM BEACH	09/27/2003	F06	145705											26.3819
10	PRV	GLENCORE	RIVIERA	09/04/2003	F06	148615											29.5970
11	PRV	GLENCORE	RIVIERA	09/14/2003	F06	148606											26.1360
12	PPE	PETROBRAS	PORT EVERGLADES	09/17/2003	F06	205747											24.7792
13	PTF	PETROBRAS	FISHER ISLAND	09/18/2003	F06	76136											25.3179
14	PCC	VITOL	PORT CANAVERAL	09/26/2003	F06	82804											26.1795
15	PMR	VPEM	PALM BEACH	09/20/2003	F06	149221											25.3429
16	PTF	VPEM	FISHER ISLAND	09/24/2003	F06	144641											25.8079
17	PMR	VITOL	PALM BEACH	09/02/2003	F06	109954											32.4049
18	PMR	VITOL	PALM BEACH	09/25/2003	F06	109605											32.1879
19	PPE	VITOL	PORT EVERGLADES	09/13/2003	F06	315721											26.9822
20	PMR	VPEM	PALM BEACH	09/03/2003	F06	145205											31.2579
21	PMR	VPEM	PALM BEACH	09/07/2003	F06	142779											29.6369
22	PSN	ROYAL		09/23/2003	F02	42											38.1700
23	PPE	AMERIGAS		09/04/2003	PRO	6	47.7500	287	0	287	47.7500	0.0000	47.7500	0.0000	0.0000	0.0000	47.7500
24	PPE	AMERIGAS		09/12/2003	PRO	16	46.6600	747	0	747	46.6600	0.0000	46.6600	0.0000	0.0000	0.0000	46.6600
25	PPE	AMERIGAS		09/21/2003	PRO	18	46.8500	843	0	843	46.8500	0.0000	46.8500	0.0000	0.0000	0.0000	46.8500
26	PPE	AMERIGAS		09/26/2003	PRO	15	45.6300	684	0	684	45.6300	0.0000	45.6300	0.0000	0.0000	0.0000	45.6300

MONTHLY REPORT OF COST AND QUALITY OF FUEL OIL FOR ELECTRIC PLANTS
 DETAIL OF INVOICE AND TRANSPORTATION CHARGES

FPSC FORM NO. 423-1 (a)

1. REPORTING MONTH: SEP YEAR: 2003

2. REPORTING COMPANY: FLORIDA POWER LIGHT COMPANY

3. NAME, TITLE, TELEPHONE NUMBER OF CONTACT PERSON CONCERNING DATA
 SUBMITTED ON THIS FORM: KORY DUBIN, REGULATORY AFFAIRS, (305) 552-4910.4. SIGNATURE OF OFFICIAL SUBMITTING REPORT: *Henry Jupp*

5. DATE COMPLETED: 11/25/2003

(A)	(B)	(C)	(D)	(E)	(F)	(G)	(H)	(I)	(J)	(K)	(L)	(M)	(N)	(O)	(P)	(Q)	(R)
LINE NO.	PLANT	SUPPLIER	DELIVERY LOCATION	DELIVERY DATE	TYPE OIL	VOLUME (BBL)	INVOICE PRICE (\$/BBL)	INVOICE AMOUNT (\$)	DISCOUNT (\$)	NET AMOUNT (\$)	NET PRICE (\$/BBL)	QUALITY ADJUST. (\$/BBL)	EFFECTIVE PUR PRICE (\$/BBL)	TRANSP TO TERM (\$/BBL)	ADDITIONAL TRANS CHGS (\$/BBL)	OTHER CHGS (\$/BBL)	DELIVERED PRICE (\$/BBL)
27	PTF	AMERIGAS		09/05/2003	PRO	8	48.0300	384	0	384	48.0300	0.0000	48.0300	0.0000	0.0000	0.0000	48.0300
28	PTF	AMERIGAS		09/24/2003	PRO	8	46.2400	370	0	370	46.2400	0.0000	46.2400	0.0000	0.0000	0.0000	46.2400
29	PRV	FERRELL		09/02/2003	PRO	4	44.9400	180	0	180	44.9400	0.0000	44.9400	0.0000	0.0000	0.0000	44.9400
30	PRV	FERRELL		09/05/2003	PRO	3	44.1900	133	0	133	44.1900	0.0000	44.1900	0.0000	0.0000	0.0000	44.1900
31	PRV	FERRELL		09/09/2003	PRO	3	44.3400	133	0	133	44.3400	0.0000	44.3400	0.0000	0.0000	0.0000	44.3400
32	PRV	FERRELL		09/12/2003	PRO	4	44.4100	178	0	178	44.4100	0.0000	44.4100	0.0000	0.0000	0.0000	44.4100
33	PRV	FERRELL		09/16/2003	PRO	3	44.0700	132	0	132	44.0700	0.0000	44.0700	0.0000	0.0000	0.0000	44.0700
34	PRV	FERRELL		09/19/2003	PRO	2	43.1500	86	0	86	43.1500	0.0000	43.1500	0.0000	0.0000	0.0000	43.1500
35	PRV	FERRELL		09/23/2003	PRO	2	42.9700	86	0	86	42.9700	0.0000	42.9700	0.0000	0.0000	0.0000	42.9700
36	PRV	FERRELL		09/30/2003	PRO	5	43.6000	218	0	218	43.6000	0.0000	43.6000	0.0000	0.0000	0.0000	43.6000
37	PMR	INDIANTOWN		09/24/2003	PRO	11	14.5700	160	0	160	14.5700	0.0000	14.5700	0.0000	0.0000	0.0000	14.5700
38	PMT	SUBURBAN		09/02/2003	PRO	2	44.7100	89	0	89	44.7100	0.0000	44.7100	0.0000	0.0000	0.0000	44.7100
39	PMT	SUBURBAN		09/15/2003	PRO	11	45.4100	500	0	500	45.4100	0.0000	45.4100	0.0000	0.0000	0.0000	45.4100
40	PSN	SUBURBAN		09/11/2003	PRO	5	44.1900	221	0	221	44.1900	0.0000	44.1900	0.0000	0.0000	0.0000	44.1900

FPSC FORM NO. 423-1(b)

MONTHLY REPORT OF COST AND QUALITY OF FUEL OIL FOR ELECTRIC PLANTS
REPORT OF ADJUSTMENTS TO PREVIOUS OIL DELIVERIES

1. REPORTING MONTH: SEPTEMBER YEAR: 2003

3. NAME, TITLE, & TELEPHONE NUMBER OF CONTACT PERSON CONCERNING DATA
SUBMITTED ON THIS FORM: RITA McLELLAN, REGULATORY AFFAIRS,

2. REPORTING COMPANY: FLORIDA POWER & LIGHT COMPANY

4. SIGNATURE OF OFFICIAL SUBMITTING REPORT: *Rita McLellan*

5. DATE COMPLETE 11/22/2003

LINE NO.	MONTH REPORTED	FORM PLANT NAME	SUPPLIER	ORIGINAL LINE NUMBER	OLD VOLUME (BBLs)	FORM NO.	COLUMN DESIGNATOR & TITLE	OLD VALUE	NEW VALUE	NEW DELIVERED PRICE (\$/BBL)	REASON FOR REVISION
(A)	(B)	(C)	(D)	(E)	(F)	(G)	(H)	(I)	(J)	(K)	(L)
1	NONE										


**MONTHLY REPORT OF COST AND QUALITY OF COAL FOR ELECTRIC PLANTS
ORIGIN, TONNAGE, DELIVERED PRICE AND AS RECEIVED QUALITY**

1. Report For Month/Yr: **September 2003**

4. Name, Title & Telephone Number of Contact
Person Concerning Data Submitted on this Form: **Korel M. Dubin (305-552-4910)**

2. Reporting Company: **Florida Power & Light**

5. Signature of Official Submitting Report:



3. Plant Name: **St. Johns River Power Park (SJRPP)**

6. Date Completed:

October 8, 2003

Line No.	Supplier Name	Mine Location	Purchase Type	Transportation Mode	Tons	Effective Purchase Price (\$/Ton)	Total Trans Cost (\$/Ton)	FOB Plant Price (\$/Ton)	As Received Coal Quality			
									Sulfur Content (%)	Btu Content (%)	Ash Content (%)	Moisture Content (%)
(a)	(b)	(c)	(d)	(e)	(f)	(g)	(h)	(i)	(j)	(k)	(l)	(m)
1	Coal Marketing Company	45,IM,999	LTC	OC	38,052			35.19	0.61	11,807	6.70	11.39
2	Conoco Inc.	,,	LTC	OC	6,748			16.20	5.62	14,287	0.40	5.85
3	DTE Clover, LLC	08,KY,095	LTC	UR	20,972			40.65	1.14	12,684	8.96	6.75
4	TCP Petcoke Corporation	,TX,	LTC	OC	7,892			20.84	6.46	13,935	0.12	8.30

EDITED COPY


**MONTHLY REPORT OF COST AND QUALITY OF COAL FOR ELECTRIC PLANTS
DETAIL OF INVOICE PURCHASE PRICE**

1. Report For Month/Yr: **September 2003**

4. Name, Title & Telephone Number of Contact
Person Concerning Data Submitted on this Form: **Korel M. Dubin (305-552-4910)**

2. Reporting Company: **Florida Power & Light**

5. Signature of Official Submitting Report:



3. Plant Name: **St. Johns River Power Park (SJRPP)**

6. Date Completed: **October 8, 2003**

Line No.	Supplier Name	Mine Location	Purchase Type	Tons	FOB Mine Price (\$/Ton)	Short Haul & Loading Charge	Original Invoice Price (\$/Ton)	Retro-active Price Increases (\$/Ton)	Base Price (\$/Ton)	Quality Adjustments (\$/Ton)	Effective Purchase Price (\$/Ton)
(a)	(b)	(c)	(d)	(e)	(f)	(g)	(h)	(i)	(j)	(k)	(l)
1	Coal Marketing Company	45,IM,999	LTC	38,052		0.00		0.00		0.00	
2	Conoco Inc.	„	LTC	6,748		0.00		0.00		0.00	
3	DTE Clover, LLC	08,KY,095	LTC	20,972		0.00		0.00		0.00	
4	TCP Petcoke Corporation	,TX,	LTC	7,892		0.00		0.00		0.00	

EDITED COPY


MONTHLY REPORT OF COST AND QUALITY OF COAL FOR ELECTRIC PLANTS
 DETAIL OF TRANSPORTATION CHARGES

1. Report For Month/Yr: **September 2003**

4. Name, Title & Telephone Number of Contact
 Person Concerning Data Submitted on this Form: **Korel M. Dubin (305-552-4910)**

2. Reporting Company: **Florida Power & Light**

5. Signature of Official Submitting Report:



3. Plant Name: **St. Johns River Power Park (SJRPP)**

6. Date Completed:

October 8, 2003

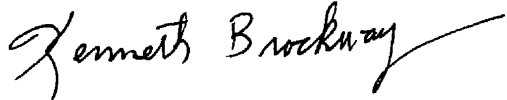
Line No.	Supplier Name	Mine Location	Shipping Point	Transportation Mode	Tons	Effective Purchase Price (\$/Ton)	Short Haul & Loading Charge (\$/Ton)	Rail Charges		Waterborne Charges					Total Transport Charges (\$/Ton)	FOB Plant Price (\$/Ton)
								Rail Rate (\$/Ton)	Other Rail Charges (\$/Ton)	River Barge Rate (\$/Ton)	Trans-loading Rate (\$/Ton)	Ocean Barge Rate (\$/Ton)	Other Water Charges (\$/Ton)	Related Charges (\$/Ton)		
(a)	(b)	(c)	(d)	(e)	(f)	(g)	(h)	(i)	(j)	(k)	(l)	(m)	(n)	(o)	(p)	(q)
1	Coal Marketing Company	45,IM,999	EL CERREJON	OC	38,052		0.00		0.00	0.00	0.00	0.00	0.00	0.00		35.19
2	Conoco Inc.	"	SWEENY REFINI	OC	6,748		0.00		0.00	0.00	0.00	0.00	0.00	0.00		16.20
3	DTE Clover, LLC	08,KY,095	CLOVER DTE	UR	20,972		0.00		0.00	0.00	0.00	0.00	0.00	0.00		40.65
4	TCP Petcoke Corporation	,TX,	TCP-DOMESTIC	OC	7,892		0.00		0.00	0.00	0.00	0.00	0.00	0.00		20.84

EDITED COPY

**MONTHLY REPORT OF COST AND QUALITY OF COAL FOR ELECTRIC PLANTS
ORIGIN, TONNAGE, DELIVERED PRICE, AND AS RECEIVED QUALITY**

1. Reporting Month: **August** Year: **2003** 4. Name, Title & Telephone Number of Contact Person Concerning Data
Submitted on this Form: **Korel M. Dubin**
(305) 552-4910

2. Reporting Company: **FLORIDA POWER & LIGHT COMPANY**


3. Plant Name: **R.W.SCHERER** 5. Signature of Official Submitting Report: 

6. Date Completed: **24-Oct-03**

Line No.	Supplier Name	Mine Location	Purchase Type	Transport Mode	Tons	Purchase Price (\$/Ton)	Effective Transport Charges (\$/Ton)	Total FOB Plant Price (\$/Ton)	Sulfur Content (%)	Btu Content (Btu/lb)	Ash Content (%)	Moisture Content (%)
(a)	(b)	(c)	(d)	(e)	(f)	(g)	(h)	(i)	(j)	(k)	(l)	(m)
(1)	AEI COAL SALES	8/KY/159	MTC	UR	23,778.85	49.534	13.62	63.154	0.64	12,379	8.96	7.61
(2)	JACOBS RANCH	19/WY/5	S	UR	19,309.77	4.607	23.16	27.767	0.41	8,673	5.25	28.13
(3)	TRITON COAL CO	19/WY/5	S	UR	66,073.64	8.763	23.22	31.983	0.21	8,778	4.54	27.35
(4)	ARCH COAL SALES	19/WY/5	S	UR	20,528.33	6.830	23.19	30.020	0.27	8,848	5.39	26.77
(5)	AEI COAL SALES	17/CO/29	MTC	UR	16,443.40	34.338	26.19	60.528	0.42	12,007	8.43	8.99
(6)	AEI COAL SALES	8/WV/59	MTC	UR	4,884.57	50.173	13.29	63.463	0.64	12,515	9.69	8.25
(7)	POWDER RIVER COAL	19/WY/5	S	UR	9,892.74	7.056	23.12	30.176	0.20	8,937	4.30	26.51
(8)	AEI COAL SALES	8/WV/59	MTC	UR	4,853.76	50.043	13.62	63.663	0.70	12,485	9.26	7.42
(9)	AEI COAL SALES	8/KY/195	MTC	UR	2,243.65	51.313	13.62	64.933	0.74	12,808	8.14	6.66

**MONTHLY REPORT OF COST AND QUALITY OF COAL FOR ELECTRIC PLANTS
DETAILED PURCHASED COAL INVOICE INFORMATION**

1. Reporting Month: **August** Year: **2003**
 2. Reporting Company: **FLORIDA POWER & LIGHT COMPANY**
 3. Plant Name: **R.W.SCHERER**

4. Name, Title & Telephone Number of Contact Person Concerning Data
 Submitted on this Form: **Korel M. Dubin**
 (305) 552-4910
 5. Signature of Official Submitting Report: 
 6. Date Completed: **24-Oct-03**

<u>Line No.</u>	<u>Supplier Name</u>	<u>Mine Location</u>	<u>Purch. Type</u>	<u>Tons</u>	<u>FOB Mine Price (\$/Ton)</u>	<u>Shorthaul & Loading Charges (\$/Ton)</u>	<u>Original Invoice Price (\$/Ton)</u>	<u>Retroactive Price Increase (\$/Ton)</u>	<u>Base Price (\$/Ton)</u>	<u>Quality Adjustments (\$/Ton)</u>	<u>Effective Purchase Price (\$/Ton)</u>
(a)	(b)	(c)	(d)	(e)	(f)	(g)	(h)	(i)	(j)	(k)	(l)
(1)	AEI COAL SALES	8/KY/159	MTC	23,778.85	47.711	-	47.711	-	47.711	1.823	49.534
(2)	JACOBS RANCH	19/WY/5	S	19,309.77	4.922	-	4.922	-	4.922	(0.315)	4.607
(3)	TRITON COAL CO	19/WY/5	S	66,073.64	8.763	-	8.763	-	8.763	0.000	8.763
(4)	ARCH COAL SALES	19/WY/5	S	20,528.33	6.795	-	6.795	-	6.795	0.035	6.830
(5)	AEI COAL SALES	17/CO/29	MTC	16,443.40	34.304	-	34.304	-	34.304	0.034	34.338
(6)	AEI COAL SALES	8/WV/59	MTC	4,884.57	47.711	-	47.711	-	47.711	2.462	50.173
(7)	POWDER RIVER COAL	19/WY/5	S	9,892.74	6.955	-	6.955	-	6.955	0.101	7.056
(8)	AEI COAL SALES	8/WV/59	MTC	4,853.76	47.711	-	47.711	-	47.711	2.332	50.043
(9)	AEI COAL SALES	8/KY/195	MTC	2,243.65	47.444	-	47.444	-	47.444	3.869	51.313

**MONTHLY REPORT OF COST AND QUALITY OF COAL FOR ELECTRIC PLANTS
DETAILED TRANSPORTATION INVOICE INFORMATION**

1. Reporting Month: **August** Year: **2003**
 2. Reporting Company: **FLORIDA POWER & LIGHT COMPANY**
 3. Plant Name: **R.W.SCHERER**

4. Name, Title & Telephone Number of Contact Person Concerning Data
 Submitted on this Form: **Korel M. Dubin**
 (305) 552-4910

5. Signature of Official Submitting Report:



6. Date Completed: **24-Oct-03**

Line No.	Supplier Name	Mine Location	Shipping Point	Transport Mode	Tons	Effective Purchase Price (\$/Ton)	Additional Shorthaul & Loading Charges (\$/Ton)	Rail Charges		Waterborne Charges					Other Related Charges (\$/Ton)	Total Transportation Charges (\$/Ton)	FOB Plant Price (\$/Ton)
								Rail Rate (\$/Ton)	Other Rail Charges (\$/Ton)	River Barge Rate (\$/Ton)	Trans-loading Rate (\$/Ton)	Ocean Barge Rate (\$/Ton)	Other Water Charges (\$/Ton)				
(a)	(b)	(c)	(d)	(e)	(f)	(g)	(h)	(i)	(j)	(k)	(l)	(m)	(n)	(o)	(p)	(q)	
(1)	AEI COAL SALES	8/KY/159	PONTIKI, KY	UR	23,778.85	49.534	-	13.62	-	-	-	-	-	-	13.62	63.154	
(2)	JACOBS RANCH	19/WY/5	JACOBS JCT, WY	UR	19,309.77	4.607	-	23.16	-	-	-	-	-	-	23.16	27.767	
(3)	TRITON COAL CO	19/WY/5	N. ROCHELL JCT, WY	UR	66,073.64	8.763	-	23.22	-	-	-	-	-	-	23.22	31.983	
(4)	ARCH COAL SALES	19/WY/5	THUNDER JCT, WY	UR	20,528.33	6.830	-	23.19	-	-	-	-	-	-	23.19	30.020	
(5)	AEI COAL SALES	17/CO/29	CONVERSE, CO	UR	16,443.40	34.338	-	26.19	-	-	-	-	-	-	26.19	60.528	
(6)	AEI COAL SALES	8/WV/59	TIMBAR, WV	UR	4,884.57	50.173	-	13.29	-	-	-	-	-	-	13.29	63.463	
(7)	POWDER RIVER COAL	19/WY/5	NAGCO JCT, WY	UR	9,892.74	7.056	-	23.12	-	-	-	-	-	-	23.12	30.176	
(8)	AEI COAL SALES	8/WV/59	LONG FORK, WV	UR	4,853.76	50.043	-	13.62	-	-	-	-	-	-	13.62	63.663	
(9)	AEI COAL SALES	8/KY/195	SIDNEY, KY	UR	2,243.65	51.313	-	13.62	-	-	-	-	-	-	13.62	64.933	

CERTIFICATE OF SERVICE

I, THE UNDERSIGNED COUNSEL, HEREBY CERTIFY that copies of Florida Power & Light Company's forms 423-1, 423-1(a) edited, and 423-1(b) for the month of September, 2003, copies of St. Johns River Power Park edited forms 423-2, 423-2(a), and 423-2(b) for the month of September, 2003; and copies of Plant Scherer forms 423-2, 423-2(a), and 423-2(b) for the month of August, 2003 have been served via first class mail, postage prepaid to the parties listed below, this 9th day of December, 2003

Wm. Cochran Keating, IV, Esq.
Division of Legal Services
Florida Public Service Commission
2540 Shumard Oak Blvd.
Tallahassee, Florida 32399-0850

Lee L. Willis, Esq.
James D. Beasley, Esq.
Ausley & McMullen
Attorneys for TECO
P.O. Box 391
Tallahassee, Florida 32302

Robert Vandiver, Esq.
Office of Public Counsel
111 West Madison Street
Room 812
Tallahassee, Florida 32399

James A. McGee, Esq.
Florida Power Corporation
P.O. Box 14042
St. Petersburg, Florida 33733

Norman H. Horton, Esq.
Floyd R. Self, Esq.
Messer, Caparello & Self
Attorneys for FPUC
P.O. Box 1876
Tallahassee, Florida 32302-1876

Joseph A. McGlothlin, Esq.
Vicki Gordon Kaufman, Esq.
McWhirter, Reeves, McGlothlin,
Davidson, et al.
Attorneys for FIPUG
117 South Gadsden Street
Tallahassee, Florida 32301

John W. McWhirter, Jr., Esq.
McWhirter, Reeves, McGlothlin,
Davidson, et al.
Attorneys for FIPUG
400 North Tampa Street, Suite 2450
Tampa, Florida 33602

Jeffrey A. Stone, Esq.
Russell A. Badders, Esq.
Beggs & Lane
Attorneys for Gulf Power
P.O. Box 12950
Pensacola, Florida 32591-2950

Mr. George Bachman
Florida Public Utilities Co.
P.O. Box 3395
West Palm Beach, Florida 33402

Ms. Angela Llewellyn
Regulatory Specialist
Regulatory & Business Specialist
Tampa Electric Co.
P.O. Box 111
Tampa, Florida 33601

Susan D. Ritenour
Richard McMillan
Gulf Power Company
One Energy Place
Pensacola, FL 32520-0780

Florida Retail Federation
John Rogers, Esq.
227 South Adams Street
Tallahassee, FL 32301

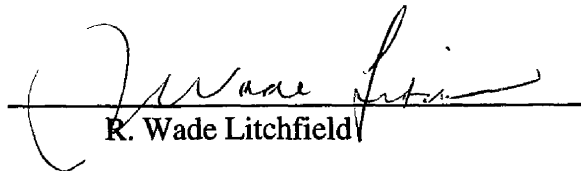
Mr. James J. Presswood, Jr.
Southern Alliance for Clean Energy
427 Moreland Ave., NE, Suite 100
Atlanta, GA 30307

Mr. Robert Scheffel Wright
Mr. John T. LaVia III
Landers & Parsons, P.A.
Post Office Box 271
Tallahassee, FL 32302

Paul Lewis, Jr./Bonnie Davis
Progress Energy Florida, Inc.
106 East College Avenue
Suite 800
Tallahassee, FL 32301-7740

Greenberg, Traurig Law Firm
Ronald LaFace/Seann M. Frazier
101 E. College Ave.
Tallahassee, FL 32301

Michael B. Twomey, Esq.
Post Office Box 5256
Tallahassee, FL 32314-5256



R. Wade Litchfield