



ORIGINAL

JAMES A. MCGEE

ASSOCIATE GENERAL COUNSEL
PROGRESS ENERGY SERVICE CO., LLC

February 13, 2004

Ms. Blanca S. Bayó, Director
Division of the Commission Clerk
and Administrative Services
Florida Public Service Commission
2540 Shumard Oak Boulevard
Tallahassee, Florida 32399-0850

RECEIVED-FPSC
04 FEB 16 PM 2:18
COMMISSION
CLERK

Re: Docket No. 040001-EI

Dear Ms. Bayó:

Enclosed for filing on behalf of Progress Energy Florida, Inc. are an original plus ten (10) copies of FPSC 423 forms for the month of December 2003. Forms 423-1A, 423-2, 423-2A, 423-2B, and 423-2C contained in this filing have been edited to delete certain confidential information. Progress Energy Florida, Inc.'s Request for Specified Confidential Treatment, which includes an unedited copy of the 423 forms, has been submitted for filing this date under separate cover.

Please acknowledge your receipt and filing of the above on the enclosed copy of this letter and return same to me.

Very truly yours,

James A. McGee

JAM:at
Enclosures
cc: Parties of record

AUS _____
CAF _____
CMP _____
COM 5 _____
CTR _____
ECR _____
GCL _____
OPC _____
MMS _____
SEC 1 _____
OTH _____

DOCUMENT NUMBER-DATE
02141 FEB 16 03
FPSC-COMMISSION CLERK

Progress Energy Florida, Inc.

CERTIFICATE OF SERVICE

Docket No. 040001-EI

I HEREBY CERTIFY that a true copy of Progress Energy Florida, Inc.'s FPSC 423 Forms for the month of December 2003 have been furnished to the following individuals by regular U.S. Mail this 13th day of February 2004.

John Butler
Steel, Hector & Davis
200 S. Biscayne Blvd.
Suite 4000
Tallahassee, FL 32301-1804

Jeffrey A. Stone, Esquire
Russell A. Badders, Esquire
Beggs and Lane
P. O. Box 12950
Pensacola, FL 32576-2950

Lee L. Willis, Esquire
James D. Beasley, Esquire
Ausley & McMullen
P. O. Box 391
Tallahassee, FL 32302

Wm. Cochran Keating, IV
Office of the General Counsel
Economic Regulation Section
Florida Public Service Commission
2540 Shumard Oak Boulevard
Tallahassee, FL 32399-0850

Robert Vandiver, Esquire
Office of the Public Counsel
C/o The Florida Legislature
111 West Madison Street
Room 812
Tallahassee, FL 32399-1400

Vicki Gordon Kaufman, Esquire
McWhirter, Reeves
117 S. Gadsden Street
Tallahassee, FL 32301

John McWhirter, Jr.
McWhirter, Reeves et al.
400 North Tampa Street
Suite 2450
Tampa, FL 33601

Norman Horton, Jr., Esquire
Messer, Caparello & Self
P. O. Box 1876
Tallahassee, FL 32302



Attorney

**MONTHLY REPORT OF COST AND QUALITY OF COAL FOR ELECTRIC PLANTS
ORIGIN, TONNAGE, DELIVERED PRICE AND AS RECEIVED QUALITY**

1. Report for: Mo. December 2003


2. Reporting Company: Florida Power Corporation

3. Plant Name: Transfer Facility - IMT

4. Name, Title and Telephone Number of Contact
Person Concerning Data Submitted on this Form

Donna M. Davis, Director - Regulatory & Adm. Services
(727) 824-6627

5. Signature of Official Submitting Report


Donna M. Davis, Director - Regulatory & Adm. Services

6. Date Completed: February 15, 2004

Line No.	Supplier Name	Mine Location	Purchase Type	Transportation Mode	Tons	Effective Purchase Price (\$/Ton)	Total Transportation Cost (\$/Ton)	F.O.B. Plant Price (\$/Ton)	As Received Coal Quality			
									Percent Sulfur (%)	Btu Content (Btu/lb)	Percent Ash (%)	Percent Moisture (%)
(a)	(b)	(c)	(d)	(e)	(f)	(g)	(h)	(i)	(j)	(k)	(l)	(m)
1	Emerald International Corp.	25 , IM , 999	S	GB	27,303			\$38.60	0.54	12,576	7.35	8.84
2	Guasare Coal Sales Corp.	50 , IM , 999	S	GB	43,931			\$49.90	0.68	13,146	4.22	7.59
3	Kanawha River Terminal	08 , WV , 39	S	B	10,483			\$51.86	0.65	12,223	12.79	5.72
4	Kanawha River Terminal	08 , WV , 39	S	B	10,644			\$51.86	0.65	12,659	9.98	6.15
5	Marmet Synfuel, LLC	08 , WV , 39	STC	B	25,814			\$60.86	0.65	12,826	7.74	8.55

**MONTHLY REPORT OF COST AND QUALITY OF COAL FOR ELECTRIC PLANTS
ORIGIN, TONNAGE, DELIVERED PRICE AND AS RECEIVED QUALITY**

1. Report for: Mo. December 2003

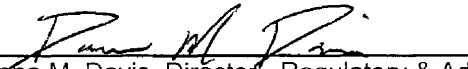
2. Reporting Company: Florida Power Corporation

3. Plant Name: Crystal River 1 & 2

4. Name, Title and Telephone Number of Contact
Person Concerning Data Submitted on this Form

Donna M. Davis, Director - Regulatory & Adm. Services
(727) 824-6627

5. Signature of Official Submitting Report


Donna M. Davis, Director - Regulatory & Adm. Services
D.M.

6. Date Completed: February 15, 2004


Line No.	Supplier Name	Mine Location	Purchase Type	Transportation Mode	Tons	Effective Purchase Price (\$/Ton)	Total Transportation Cost (\$/Ton)	F.O.B. Plant Price (\$/Ton)	As Received Coal Quality			
									Percent Sulfur (%)	Btu Content (Btu/lb)	Percent Ash (%)	Percent Moisture (%)
(a)	(b)	(c)	(d)	(e)	(f)	(g)	(h)	(i)	(j)	(k)	(l)	(m)
1	AEP Coal Company, Inc.	08 , Ky , 195	MTC	UR	57,473			\$52.55	1.04	12,533	9.15	7.00
2	Consolidated Coal Sales	08 , Ky , 133	MTC	UR	125,820			\$51.40	1.10	12,747	8.89	6.05
3	Massey Coal Sales Company, Inc.	08 , Ky , 195	MTC	UR	28,969			\$51.50	1.01	12,351	10.62	6.50
4	Transfer Facility	N/A	N/A	OB	N/A			\$0.00	N/A	N/A	N/A	N/A

MONTHLY REPORT OF COST AND QUALITY OF COAL FOR ELECTRIC PLANTS
ORIGIN, TONNAGE, DELIVERED PRICE AND AS RECEIVED QUALITY

- 1. Report for: Mo. December 2003
- 2. Reporting Company: Florida Power Corporation
- 3. Plant Name: Crystal River 4 & 5

4. Name, Title and Telephone Number of Contact
Person Concerning Data Submitted on this Form
Donna M. Davis, Director - Regulatory & Adm. Services
(727) 824-6627

5. Signature of Official Submitting Report


Donna M. Davis, Director - Regulatory & Adm. Services

6. Date Completed: February 15, 2004

Line No.	Supplier Name	Mine Location	Purchase Type	Transportation Mode	Tons	Effective Purchase Price (\$/Ton)	Total Transportation Cost (\$/Ton)	F.O.B. Plant Price (\$/Ton)	As Received Coal Quality			
									Percent Sulfur (%)	Btu Content (Btu/lb)	Percent Ash (%)	Percent Moisture (%)
(a)	(b)	(c)	(d)	(e)	(f)	(g)	(h)	(i)	(j)	(k)	(l)	(m)
1	AEP Coal Company, Inc.	08 , Ky , 195	MTC	UR	28,741			\$53.65	0.68	12,518	8.99	7.17
2	AEP Coal Company, Inc.	08 , Ky , 195	MTC	UR	9,799			\$48.41	0.65	12,701	7.82	7.38
3	Alliance Coal Sales Corp.	08 , Ky , 195	MTC	UR	19,279			\$54.15	0.62	12,625	8.58	7.13
4	Alliance Coal Sales Corp.	08 , Ky , 195	MTC	UR	9,664			\$47.90	0.59	12,837	8.25	6.74
5	Amvest Coal Sales, Inc.	08 , WV , 67	MTC	UR	18,051			\$59.02	0.70	12,564	10.87	5.48
6	Koch Carbon, LLC	08 , Ky , 195	S	UR	19,292			\$53.00	0.70	12,931	7.23	6.80
7	Massey Coal Sales Co., Inc.	08 , WV , 45	MTC	UR	47,700			\$51.27	0.74	12,969	7.16	6.86
8	Transfer Facility	N/A	N/A	OB	169,482			\$61.67	0.64	12,377	8.92	8.71

MONTHLY REPORT OF COST AND QUALITY OF COAL FOR ELECTRIC PLANTS
ORIGIN, TONNAGE, DELIVERED PRICE AND AS RECEIVED QUALITY


1. Report for: Mo. December 2003

2. Reporting Company: Florida Power Corporation

3. Plant Name: Transfer Facility - IMT

4. Name, Title and Telephone Number of Contact
Person Concerning Data Submitted on this Form
Donna M. Davis, Director - Regulatory & Adm. Services
(727) 824-6627

5. Signature of Official Submitting Report


Donna M. Davis, Director - Regulatory & Adm. Services

6. Date Completed: February 15, 2004

Line No.	Supplier Name	Mine Location	Purchase Type	Tons	F.O.B. Mine Price (\$/Ton)	Short Haul & Loading Charges (\$/Ton)	Original Invoice Price (\$/Ton)	Retro-active Price Inc(Dec) (\$/Ton)	Base Price (\$/Ton)	Quality Adjust-ments (\$/Ton)	Effective Purchase Price (\$/Ton)
(a)	(b)	(c)	(d)	(e)	(f)	(g)	(h)	(i)	(j)	(k)	(l)
1	Emerald International Corp.	25 , IM , 999	S	27,303		\$0.00					
2	Guasare Coal Sales Corp.	50 , IM , 999	S	43,931		\$0.00					
3	Kanawha River Terminal	08 , WV , 39	S	10,483		\$0.00					
4	Kanawha River Terminal	08 , WV , 39	S	10,644		\$0.00					
5	Marmet Synfuel, LLC	08 , WV , 39	STC	25,814		\$0.00					

**MONTHLY REPORT OF COST AND QUALITY OF COAL FOR ELECTRIC PLANTS
ORIGIN, TONNAGE, DELIVERED PRICE AND AS RECEIVED QUALITY**


1. Report for: Mo. December 2003

2. Reporting Company: Florida Power Corporation

3. Plant Name: Crystal River 1 & 2

4. Name, Title and Telephone Number of Contact Person Concerning Data Submitted on this Form
Donna M. Davis, Director - Regulatory & Adm. Services
(727) 824-6627

5. Signature of Official Submitting Report


Donna M. Davis, Director - Regulatory & Adm. Services

6. Date Completed: February 15, 2004

Line No.	Supplier Name	Mine Location	Purchase Type	Tons	F.O.B. Mine Price (\$/Ton)	Short Haul & Loading Charges (\$/Ton)	Original Invoice Price (\$/Ton)	Retro-active Price Increases (\$/Ton)	Base Price (\$/Ton)	Quality Adjust-ments (\$/Ton)	Effective Purchase Price (\$/Ton)
(a)	(b)	(c)	(d)	(e)	(f)	(g)	(h)	(i)	(j)	(k)	(l)
1	AEP Coal Company, Inc.	08 , Ky , 195	MTC	57,473		\$0.00					
2	Consolidated Coal Sales	08 , Ky , 133	MTC	125,820		\$0.00					
3	Massey Coal Sales Company, Inc.	08 , Ky , 195	MTC	28,969		\$0.00					
4	Transfer Facility	N/A	N/A	N/A		N/A					

MONTHLY REPORT OF COST AND QUALITY OF COAL FOR ELECTRIC PLANTS
ORIGIN, TONNAGE, DELIVERED PRICE AND AS RECEIVED QUALITY

1. Report for: Mo. December 2003

2. Reporting Company: Florida Power Corporation

3. Plant Name: Crystal River 4 & 5

4. Name, Title and Telephone Number of Contact
Person Concerning Data Submitted on this Form
Donna M. Davis, Director - Regulatory & Adm. Services
(727) 824-6627

5. Signature of Official Submitting Report


Donna M. Davis, Director - Regulatory & Adm. Services

6. Date Completed: February 15, 2004

Line No.	Supplier Name	Mine Location	Purchase Type	Tons	F.O.B. Mine Price (\$/Ton)	Short Haul & Loading Charges (\$/Ton)	Original Invoice Price (\$/Ton)	Retro-active Price Increases (\$/Ton)	Base Price (\$/Ton)	Quality Adjust-ments (\$/Ton)	Effective Purchase Price (\$/Ton)
(a)	(b)	(c)	(d)	(e)	(f)	(g)	(h)	(i)	(j)	(k)	(l)
1	AEP Coal Company, Inc.	08 , Ky , 195	MTC	28,741		\$0.00					
2	AEP Coal Company, Inc.	08 , Ky , 195	MTC	9,799		\$0.00					
3	Alliance Coal Sales Corp.	08 , Ky , 195	MTC	19,279		\$0.00					
4	Alliance Coal Sales Corp.	08 , Ky , 195	MTC	9,664		\$0.00					
5	Arvest Coal Sales, Inc.	08 , WV , 67	MTC	18,051		\$0.00					
6	Koch Carbon, LLC	08 , Ky , 195	S	19,292		\$0.00					
7	Massey Coal Sales Co., Inc.	08 , WV , 45	MTC	47,700		\$0.00					
8	Transfer Facility	N/A	N/A	169,482		\$0.00					

MONTHLY REPORT OF COST AND QUALITY OF COAL FOR ELECTRIC PLANTS
ORIGIN, TONNAGE, DELIVERED PRICE AND AS RECEIVED QUALITY

1. Report for: Mo. December 2003

2. Reporting Company: Florida Power Corporation

3. Plant Name: Crystal River 1 & 2

4. Name, Title and Telephone Number of Contact
Person Concerning Data Submitted on this Form
Donna M. Davis, Director - Regulatory & Adm. Services
(727) 824-6627

5. Signature of Official Submitting Report


Donna M. Davis, Director - Regulatory & Adm. Services

6. Date Completed: February 15, 2004

Line No.	Supplier Name	Mine Location	Shipping Point	Transportation Mode	Tons	Effective Purchase Price (\$/Ton)	Additional Shorthaul & Loading Charges (\$/Ton)	Rail Rate (\$/Ton)	Other Rail Charges (\$/Ton)	River Barge Rate (\$/Ton)	Trans-loading Rate (\$/Ton)	Ocean Barge Rate (\$/Ton)	Other Water Charges (\$/Ton)	Other Related Charges (\$/Ton)	Transportation Charges (\$/Ton)	F.O.B. Plant Price (\$/Ton)
(a)	(b)	(c)	(d)	(e)	(f)	(g)	(h)	(i)	(j)	(k)	(l)	(m)	(n)	(o)	(p)	(q)
1	AEP Coal Company, Inc.	08 , Ky , 195	Pike, Ky	UR	57,473		N/A			N/A	N/A	N/A	\$0.00	\$0.00		\$52.55
2	Consolidated Coal Sales	08 , Ky , 133	Letcher, Ky	UR	125,820		N/A			N/A	N/A	N/A	\$0.00	\$0.00		\$51.40
3	Massey Coal Sales Company, Inc.	08 , Ky , 195	Pike, Ky	UR	28,969		N/A			N/A	N/A	N/A	\$0.00	\$0.00		\$51.50
4	Transfer Facility	N/A	Plaquemines Parrish, La	OB	N/A		N/A			N/A	N/A	N/A	\$0.00	\$0.00		\$0.00

MONTHLY REPORT OF COST AND QUALITY OF COAL FOR ELECTRIC PLANTS
ORIGIN, TONNAGE, DELIVERED PRICE AND AS RECEIVED QUALITY

- 1. Report for: Mo. December 2003
- 2. Reporting Company: Florida Power Corporation
- 3. Plant Name: Crystal River 4 & 5

4. Name, Title and Telephone Number of Contact
Person Concerning Data Submitted on this Form
Donna M. Davis, Director - Regulatory & Adm. Services
(727) 824-6627

5. Signature of Official Submitting Report


Donna M. Davis, Director - Regulatory & Adm. Services

6. Date Completed: February 15, 2004

Line No.	Supplier Name	Mine Location	Shipping Point	Transportation Mode	Tons	Effective Purchase Price (\$/Ton)	Additional Shorthaul & Loading Charges (\$/Ton)	Rail Rate (\$/Ton)	Other Rail Charges (\$/Ton)	River Barge Rate (\$/Ton)	Trans-loading Rate (\$/Ton)	Ocean Barge Rate (\$/Ton)	Other Water Charges (\$/Ton)	Other Related Charges (\$/Ton)	Transportation Charges (\$/Ton)	F.O.B. Plant Price (\$/Ton)
(a)	(b)	(c)	(d)	(e)	(f)	(g)	(h)	(i)	(j)	(k)	(l)	(m)	(n)	(o)	(p)	(q)
1	AEP Coal Company, Inc.	08 , Ky , 195	Pike, Ky	UR	28,741		N/A			N/A	N/A	N/A	\$0.00	\$0.00		\$53.65
2	AEP Coal Company, Inc.	08 , Ky , 195	Pike, Ky	UR	9,799		N/A			N/A	N/A	N/A	\$0.00	\$0.00		\$48.41
3	Alliance Coal Sales Corp.	08 , Ky , 195	Pike, Ky	UR	19,279		N/A			N/A	N/A	N/A	\$0.00	\$0.00		\$54.15
4	Alliance Coal Sales Corp.	08 , Ky , 195	Pike, Ky	UR	9,664		N/A			N/A	N/A	N/A	\$0.00	\$0.00		\$47.90
5	Amvest Coal Sales, Inc.	08 , WV , 67	Nicholas, Wv	UR	18,051		N/A			N/A	N/A	N/A	\$0.00	\$0.00		\$59.02
6	Koch Carbon, LLC	08 , Ky , 195	Pike, Ky	UR	19,292		N/A			N/A	N/A	N/A	\$0.00	\$0.00		\$53.00
7	Massey Coal Sales Co., Inc.	08 , WV , 45	Logan, Wv	UR	47,700		N/A			N/A	N/A	N/A	\$0.00	\$0.00		\$51.27
8	Transfer Facility	N/A	Plaquemines Parrish, La	OB	169,482		N/A			N/A	N/A	N/A	\$0.00	\$0.00		\$61.67

MONTHLY REPORT OF COST AND QUALITY OF COAL FOR ELECTRIC PLANTS
 REPORT OF ADJUSTMENTS TO PREVIOUS COAL DELIVERIES

1. Report for: Mo. December 2003

2. Reporting Company: Florida Power Corporation

3. Plant Name: Transfer Facility - IMT

4. Name, Title and Telephone Number of Contact
 Person Concerning Data Submitted on this Form
 Donna M. Davis, Director - Regulatory & Adm. Services
 (727) 824-6627

5. Signature of Official Submitting Report


 Donna M. Davis, Director - Regulatory & Adm. Services

6. Date Completed: February 15, 2004

Line No.	Month Reported	Form Plant Name	Intended Generating Plant	Supplier	Original Line Number	Old Volume (tons)	Form No.	Column Title	Old Value	New Value	New F.O.B. Plant Price	Reason for Revision
(a)	(b)	(c)	(d)	(e)	(f)	(g)	(h)	(i)	(j)	(k)	(l)	(m)
1	10/03	Transfer Facility-IMT		Guasare Coal Sales Corp.	2	43,286	2A	(k) Quality Adjustments			\$ 50.24	Quality Adjustment
2	11/03	Transfer Facility-IMT		Emerald International Corp.	1	11,989	2A	(k) Quality Adjustments			\$ 38.51	Quality Adjustment
3	11/03	Transfer Facility-IMT		Marmet Synfuel, LLC	3	25,053	2A	(k) Quality Adjustments			\$ 59.53	Quality Adjustment
4	09/03	Transfer Facility-IMT		Emerald International Corp.	2	31,648	2A	(k) Quality Adjustments			\$ 36.44	Quality Adjustment
5	08/03	Transfer Facility-IMT		Emerald International Corp.	2	33,251	2A	(k) Quality Adjustments			\$ 36.12	Quality Adjustment

MONTHLY REPORT OF COST AND QUALITY OF COAL FOR ELECTRIC PLANTS
 REPORT OF ADJUSTMENTS TO PREVIOUS COAL DELIVERIES

- 1. Report for: Mo. December 2003
- 2. Reporting Company: Florida Power Corporation
- 3. Plant Name: Crystal River 1 & 2

4. Name, Title and Telephone Number of Contact
 Person Concerning Data Submitted on this Form
 Donna M. Davis, Director - Regulatory & Adm. Services
 (727) 824-6627

5. Signature of Official Submitting Report


 Donna M. Davis, Director - Regulatory & Adm. Services

6. Date Completed: February 15, 2004

Line No.	Month Reported	Form Plant Name	Intended Generating Plant	Supplier	Original Line Number	Old Volume (tons)	Form No.	Column Title	Old Value	New Value	New F.O.B. Plant Price	Reason for Revision
(a)	(b)	(c)	(d)	(e)	(f)	(g)	(h)	(i)	(j)	(k)	(l)	(m)
1	10/03	CR1&2	CR1&2	Consolidated Coal Sales	2	147,486	2A	(k) Quality Adjustments			\$ 51.61	Quality Adjustment
2	09/03	CR1&2	CR1&2	Massey Coal Sales Company, Inc.	4	48,308	2A	(k) Quality Adjustments			\$ 55.51	Quality Adjustment
3	11/03	CR1&2	CR1&2	AEP Coal Company, Inc.	1	28,898	2A	(k) Quality Adjustments			\$ 53.32	Quality Adjustment

MONTHLY REPORT OF COST AND QUALITY OF COAL FOR ELECTRIC PLANTS
 REPORT OF ADJUSTMENTS TO PREVIOUS COAL DELIVERIES

1. Report for: Mo. December 2003

2. Reporting Company: Florida Power Corporation

3. Plant Name: Crystal River 4 & 5

4. Name, Title and Telephone Number of Contact
 Person Concerning Data Submitted on this Form
 Donna M. Davis, Director - Regulatory & Adm. Services
 (727) 824-6627

5. Signature of Official Submitting Report


 Donna M. Davis, Director - Regulatory & Adm. Services

6. Date Completed: February 15, 2004

Line No.	Month Reported	Form Plant Name	Intended Generating Plant	Supplier	Original Line Number	Old Volume (tons)	Form No.	Column Title	Old Value	New Value	New F.O.B. Plant Price	Reason for Revision
(a)	(b)	(c)	(d)	(e)	(f)	(g)	(h)	(i)	(j)	(k)	(l)	(m)
1	09/03	CR4&5	CR4&5	Massey Coal Sales Co., Inc.	7	19,793	2A	(k) Quality Adjustments			\$ 60.95	Quality Adjustment
2	11/03	CR4&5	CR4&5	AEP Coal Company, Inc.	1	38,376	2A	(k) Quality Adjustments			\$ 54.45	Quality Adjustment
3	11/03	CR4&5	CR4&5	AEP Coal Company, Inc.	3	221	2A	(k) Quality Adjustments			\$ 49.62	Quality Adjustment
4	11/03	CR4&5	CR4&5	AEP Coal Company, Inc.	4	9,148	2A	(k) Quality Adjustments			\$ 49.62	Quality Adjustment
5	10/03	CR4&5	CR4&5	Alliance Coal Sales Corp.	4	27,437	2A	(k) Quality Adjustments			\$ 55.23	Quality Adjustment
6	11/03	CR4&5	CR4&5	Alliance Coal Sales Corp.	6	9,490	2A	(k) Quality Adjustments			\$ 49.23	Quality Adjustment
7	11/03	CR4&5	CR4&5	Amvest Coal Sales, Inc.	7	18,582	2A	(k) Quality Adjustments			\$ 59.80	Quality Adjustment
8	11/03	CR4&5	CR4&5	Koch Carbon, LLC	8	19,084	2A	(k) Quality Adjustments			\$ 53.41	Quality Adjustment