



ORIGINAL

JAMES A. MCGEE

ASSOCIATE GENERAL COUNSEL  
PROGRESS ENERGY SERVICE CO., LLC

April 20, 2004

Ms. Blanca S. Bayó, Director  
Division of the Commission Clerk  
and Administrative Services  
Florida Public Service Commission  
2540 Shumard Oak Boulevard  
Tallahassee, Florida 32399-0850

RECEIVED-FPSC  
04 APR 21 AM 10:35  
COMMISSION  
CLERK

Re: Docket No. 040001-EI

Dear Ms. Bayó:

Enclosed for filing on behalf of Progress Energy Florida, Inc. are an original plus ten (10) copies of FPSC 423 forms for the month of February 2004. Forms 423-1A, 423-2, 423-2A, 423-2B, and 423-2C contained in this filing have been edited to delete certain confidential information. Progress Energy Florida, Inc.'s Request for Specified Confidential Treatment, which includes an unedited copy of the 423 forms, has been submitted for filing this date under separate cover.

Please acknowledge your receipt and filing of the above on the enclosed copy of this letter and return same to me.

Very truly yours,

James A. McGee

JAM:at  
Enclosures  
cc: Parties of record

AUS \_\_\_\_\_  
CAF \_\_\_\_\_  
CMP \_\_\_\_\_  
CDM S \_\_\_\_\_  
CTR \_\_\_\_\_  
ECR \_\_\_\_\_  
GCL \_\_\_\_\_  
OFC \_\_\_\_\_  
NMS \_\_\_\_\_  
SEC I \_\_\_\_\_  
OTH \_\_\_\_\_

DOCUMENT NUMBER-DATE  
04722 APR 21 3  
FPSC-COMMISSION CLERK

**Progress Energy Florida, Inc.**

CERTIFICATE OF SERVICE

Docket No. 040001-EI

I HEREBY CERTIFY that a true copy of Progress Energy Florida, Inc.'s FPSC 423 Forms for the month of February 2004 have been furnished to the following individuals by regular U.S. Mail this 20th day of April 2004.


John Butler  
Steel, Hector & Davis  
200 S. Biscayne Blvd.  
Suite 4000  
Tallahassee, FL 32301-1804

John McWhirter, Jr.  
McWhirter, Reeves et al.  
400 North Tampa Street  
Suite 2450  
Tampa, FL 33601

Jeffrey A. Stone, Esquire  
Russell A. Badders, Esquire  
Beggs and Lane  
P. O. Box 12950  
Pensacola, FL 32576-2950

Norman Horton, Jr., Esquire  
Messer, Caparello & Self  
P. O. Box 1876  
Tallahassee, FL 32302

Lee L. Willis, Esquire  
James D. Beasley, Esquire  
Ausley & McMullen  
P. O. Box 391  
Tallahassee, FL 32302



---

Attorney

Wm. Cochran Keating, IV  
Office of the General Counsel  
Economic Regulation Section  
Florida Public Service Commission  
2540 Shumard Oak Boulevard  
Tallahassee, FL 32399-0850

Robert Vandiver, Esquire  
Office of the Public Counsel  
C/o The Florida Legislature  
111 West Madison Street  
Room 812  
Tallahassee, FL 32399-1400

Vicki Gordon Kaufman, Esquire  
McWhirter, Reeves  
117 S. Gadsden Street  
Tallahassee, FL 32301






MONTHLY REPORT OF COST AND QUALITY OF COAL FOR ELECTRIC PLANTS  
ORIGIN, TONNAGE, DELIVERED PRICE AND AS RECEIVED QUALITY

- 1. Report for: Mo. February 2004
- 2. Reporting Company: Florida Power Corporation
- 3. Plant Name: McDuffie Coal Terminal

4. Name, Title and Telephone Number of Contact Person Concerning Data Submitted on this Form  
Donna M. Davis, Director - Regulatory & Adm. Services  
(727) 824-6627

5. Signature of Official Submitting Report

  
\_\_\_\_\_  
Donna M. Davis, Director - Regulatory & Adm. Services

6. Date Completed: April 15, 2004

Line No.	Supplier Name	Mine Location	Purchase Type	Transportation Mode	Tons	Effective Purchase Price (\$/Ton)	Total Transportation Cost (\$/Ton)	F.O.B. Plant Price (\$/Ton)	As Received Coal Quality			
									Percent Sulfur (%)	Btu Content (Btu/lb)	Percent Ash (%)	Percent Moisture (%)
(a)	(b)	(c)	(d)	(e)	(f)	(g)	(h)	(i)	(j)	(k)	(l)	(m)
1	Drummond Coal Sales, Inc.	25, IM, 999	S	GB	30,399			\$43.60	0.63	11,785	5.10	11.27

**MONTHLY REPORT OF COST AND QUALITY OF COAL FOR ELECTRIC PLANTS  
ORIGIN, TONNAGE, DELIVERED PRICE AND AS RECEIVED QUALITY**

1. Report for: Mo. February 2004

2. Reporting Company: Florida Power Corporation

3. Plant Name: Transfer Facility - IMT

4. Name, Title and Telephone Number of Contact  
Person Concerning Data Submitted on this Form  
Donna M. Davis, Director - Regulatory & Adm. Services  
(727) 824-6627

5. Signature of Official Submitting Report

  
Donna M. Davis, Director - Regulatory & Adm. Services

6. Date Completed: April 15, 2004

Line No.	Supplier Name	Mine Location	Purchase Type	Transportation Mode	Tons	Effective Purchase Price (\$/Ton)	Total Transportation Cost (\$/Ton)	F.O.B. Plant Price (\$/Ton)	As Received Coal Quality			
									Percent Sulfur (%)	Btu Content (Btu/lb)	Percent Ash (%)	Percent Moisture (%)
(a)	(b)	(c)	(d)	(e)	(f)	(g)	(h)	(i)	(j)	(k)	(l)	(m)
1	Guasare Coal Sales Corp.	50 , IM , 999	S	GB	50,502			\$44.99	0.72	12,919	6.88	6.46
2	Central Coal Co.	08 , WV , 39	S	B	10,574			\$58.36	0.74	12,612	10.12	6.33
3	Central Coal Co.	08 , WV , 39	S	B	7,351			\$59.11	0.60	12,749	8.89	7.25
4	Kanawha River Terminal	08 , WV , 39	S	B	1,701			\$51.86	0.63	12,339	13.23	6.17
5	Progress Fuels Corporation	08 , WV , 39	S	B	32,326			\$52.61	0.58	12,369	11.60	6.71
6	Progress Fuels Corporation	08 , WV , 39	S	B	15,252			\$59.61	0.64	12,449	10.48	6.82
7	Progress Fuels Corporation	08 , WV , 39	S	B	5,221			\$50.61	0.59	12,486	10.02	7.51
8	Progress Fuels Corporation	08 , WV , 39	S	B	17,737			\$50.61	0.63	12,526	9.56	7.70
9	Progress Fuels Corporation	08 , WV , 39	S	B	12,378			\$50.61	0.65	12,497	9.36	8.21

MONTHLY REPORT OF COST AND QUALITY OF COAL FOR ELECTRIC PLANTS  
ORIGIN, TONNAGE, DELIVERED PRICE AND AS RECEIVED QUALITY

1. Report for: Mo. February 2004

2. Reporting Company: Florida Power Corporation

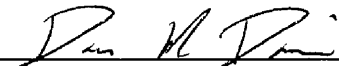
3. Plant Name: Crystal River 1 & 2

4. Name, Title and Telephone Number of Contact

Person Concerning Data Submitted on this Form

Donna M. Davis, Director - Regulatory & Adm. Services  
(727) 824-6627

5. Signature of Official Submitting Report

  
Donna M. Davis, Director - Regulatory & Adm. Services  
*DM*

6. Date Completed: April 15, 2004

Line No.	Supplier Name	Mine Location	Purchase Type	Transportation Mode	Tons	Effective Purchase Price (\$/Ton)	Total Transportation Cost (\$/Ton)	F.O.B. Plant Price (\$/Ton)	As Received Coal Quality			
									Percent Sulfur (%)	Btu Content (Btu/lb)	Percent Ash (%)	Percent Moisture (%)
(a)	(b)	(c)	(d)	(e)	(f)	(g)	(h)	(i)	(j)	(k)	(l)	(m)
1	AEP Coal Company, Inc.	08 , Ky , 195	MTC	UR	29,554			\$54.65	1.03	12,421	10.03	7.09
2	Consolidated Coal Sales	08 , Ky , 133	MTC	UR	37,220			\$51.90	1.18	12,569	9.78	6.22
3	Massey Coal Sales Company, Inc.	08 , Ky , 195	MTC	UR	17,865			\$52.00	1.14	12,201	11.35	7.12
4	Transfer Facility	N/A	N/A	OB	N/A			\$0.00	N/A	N/A	N/A	N/A

**MONTHLY REPORT OF COST AND QUALITY OF COAL FOR ELECTRIC PLANTS  
ORIGIN, TONNAGE, DELIVERED PRICE AND AS RECEIVED QUALITY**

1. Report for: Mo. February 2004


2. Reporting Company: Florida Power Corporation

3. Plant Name: Crystal River 4 & 5

4. Name, Title and Telephone Number of Contact  
Person Concerning Data Submitted on this Form

Donna M. Davis, Director - Regulatory & Adm. Services  
(727) 824-6627

5. Signature of Official Submitting Report

  
Donna M. Davis, Director - Regulatory & Adm. Services

6. Date Completed: April 15, 2004

Line No.	Supplier Name	Mine Location	Purchase Type	Transportation Mode	Tons	Effective Purchase Price (\$/Ton)	Total Transportation Cost (\$/Ton)	F.O.B. Plant Price (\$/Ton)	As Received Coal Quality			
									Percent Sulfur (%)	Btu Content (Btu/lb)	Percent Ash (%)	Percent Moisture (%)
(a)	(b)	(c)	(d)	(e)	(f)	(g)	(h)	(i)	(j)	(k)	(l)	(m)
1	AEP Coal Company, Inc.	08 , Ky , 195	MTC	UR	39,378			\$52.90	0.69	12,570	9.14	7.32
2	Alliance Coal Sales Corp.	08 , Ky , 195	MTC	UR	28,935			\$52.83	0.58	12,756	8.14	6.84
3	Alliance Coal Sales Corp.	08 , Ky , 195	S	UR	19,212			\$63.15	0.58	12,621	8.08	7.63
4	Asset Management Group	08 , WV , 005	S	UR	44,263			\$61.51	0.60	12,442	11.97	5.01
5	Progress Fuels Corporation	08 , Va , 105	S	UR	28,404			\$54.52	0.62	12,464	11.15	6.46
6	Virginia Power Marketing, Inc.	08 , Ky , 195	MTC	UR	9,756			\$51.40	0.59	12,781	7.55	7.20
7	Transfer Facility	N/A	N/A	OB	154,228			\$61.42	0.66	11,899	10.91	9.96
8	Transfer Facility	N/A	N/A	OB	30,399			\$52.99	0.63	11,785	5.10	11.27



MONTHLY REPORT OF COST AND QUALITY OF COAL FOR ELECTRIC PLANTS  
ORIGIN, TONNAGE, DELIVERED PRICE AND AS RECEIVED QUALITY

- 1. Report for: Mo. February 2004
- 2. Reporting Company: Florida Power Corporation
- 3. Plant Name: McDuffie Coal Terminal

4. Name, Title and Telephone Number of Contact  
Person Concerning Data Submitted on this Form  
Donna M. Davis, Director - Regulatory & Adm. Services  
(727) 824-6627

5. Signature of Official Submitting Report

  
\_\_\_\_\_  
Donna M. Davis, Director - Regulatory & Adm. Services  
*DM*

6. Date Completed: April 15, 2004

Line No.	Supplier Name	Mine Location	Purchase Type	Tons	F.O.B. Mine Price (\$/Ton)	Short Haul & Loading Charges (\$/Ton)	Original Invoice Price (\$/Ton)	Retro-active Price Increases (\$/Ton)	Base Price (\$/Ton)	Quality Adjustments (\$/Ton)	Effective Purchase Price (\$/Ton)
(a)	(b)	(c)	(d)	(e)	(f)	(g)	(h)	(i)	(j)	(k)	(l)
1	Drummond Coal Sales, Inc.	25 , IM	, 999 S	30,399	██████████	\$0.00	██████████	██████████	██████████	██████████	██████████

MONTHLY REPORT OF COST AND QUALITY OF COAL FOR ELECTRIC PLANTS  
ORIGIN, TONNAGE, DELIVERED PRICE AND AS RECEIVED QUALITY


1. Report for: Mo. February 2004

2. Reporting Company: Florida Power Corporation

3. Plant Name: Transfer Facility - IMT

4. Name, Title and Telephone Number of Contact  
Person Concerning Data Submitted on this Form  
Donna M. Davis, Director - Regulatory & Adm. Services  
(727) 824-6627

5. Signature of Official Submitting Report

  
Donna M. Davis, Director - Regulatory & Adm. Services  
*Dw*

6. Date Completed: April 15, 2004

Line No.	Supplier Name	Mine Location	Purchase Type	Tons	F.O.B. Mine Price (\$/Ton)	Short Haul & Loading Charges (\$/Ton)	Original Invoice Price (\$/Ton)	Retro-active Price Inc(Dec) (\$/Ton)	Base Price (\$/Ton)	Quality Adjustments (\$/Ton)	Effective Purchase Price (\$/Ton)
(a)	(b)	(c)	(d)	(e)	(f)	(g)	(h)	(i)	(j)	(k)	(l)
1	Guasare Coal Sales Corp.	50 , IM , 999	S	50,502		\$0.00					
2	Central Coal Co.	08 , WV , 39	S	10,574		\$0.00					
3	Central Coal Co.	08 , WV , 39	S	7,351		\$0.00					
4	Kanawha River Terminal	08 , WV , 39	S	1,701		\$0.00					
5	Progress Fuels Corporation	08 , WV , 39	S	32,326		\$0.00					
6	Progress Fuels Corporation	08 , WV , 39	S	15,252		\$0.00					
7	Progress Fuels Corporation	08 , WV , 39	S	5,221		\$0.00					
8	Progress Fuels Corporation	08 , WV , 39	S	17,737		\$0.00					
9	Progress Fuels Corporation	08 , WV , 39	S	12,378		\$0.00					

MONTHLY REPORT OF COST AND QUALITY OF COAL FOR ELECTRIC PLANTS  
ORIGIN, TONNAGE, DELIVERED PRICE AND AS RECEIVED QUALITY

1. Report for: Mo. February 2004


2. Reporting Company: Florida Power Corporation

3. Plant Name: Crystal River 1 & 2

4. Name, Title and Telephone Number of Contact  
Person Concerning Data Submitted on this Form

Donna M. Davis, Director - Regulatory & Adm. Services  
(727) 824-6627

5. Signature of Official Submitting Report

  
Donna M. Davis, Director - Regulatory & Adm. Services  
*aw*

6. Date Completed: April 15, 2004

Line No.	Supplier Name	Mine Location	Purchase Type	Tons	F.O.B. Mine Price (\$/Ton)	Short Haul & Loading Charges (\$/Ton)	Original Invoice Price (\$/Ton)	Retro-active Price Increases (\$/Ton)	Base Price (\$/Ton)	Quality Adjustments (\$/Ton)	Effective Purchase Price (\$/Ton)
(a)	(b)	(c)	(d)	(e)	(f)	(g)	(h)	(i)	(j)	(k)	(l)
1	AEP Coal Company, Inc.	08 , Ky , 195	MTC	29,554		\$0.00					
2	Consolidated Coal Sales	08 , Ky , 133	MTC	37,220		\$0.00					
3	Massey Coal Sales Company, Inc.	08 , Ky , 195	MTC	17,865		\$0.00					
4	Transfer Facility	N/A	N/A	N/A		N/A					

MONTHLY REPORT OF COST AND QUALITY OF COAL FOR ELECTRIC PLANTS  
ORIGIN, TONNAGE, DELIVERED PRICE AND AS RECEIVED QUALITY


1. Report for: Mo. February 2004

2. Reporting Company: Florida Power Corporation

3. Plant Name: Crystal River 4 & 5

4. Name, Title and Telephone Number of Contact  
Person Concerning Data Submitted on this Form  
Donna M. Davis, Director - Regulatory & Adm. Services  
(727) 824-6627

5. Signature of Official Submitting Report

  
Donna M. Davis, Director - Regulatory & Adm. Services

6. Date Completed: April 15, 2004

Line No.	Supplier Name	Mine Location	Purchase Type	Tons	F.O.B. Mine Price (\$/Ton)	Short Haul & Loading Charges (\$/Ton)	Original Invoice Price (\$/Ton)	Retro-active Price Increases (\$/Ton)	Base Price (\$/Ton)	Quality Adjustments (\$/Ton)	Effective Purchase Price (\$/Ton)
(a)	(b)	(c)	(d)	(e)	(f)	(g)	(h)	(i)	(j)	(k)	(l)
1	AEP Coal Company, Inc.	08 , Ky , 195	MTC	39,378		\$0.00					
2	Alliance Coal Sales Corp.	08 , Ky , 195	MTC	28,935		\$0.00					
3	Alliance Coal Sales Corp.	08 , Ky , 195	S	19,212		\$0.00					
4	Asset Management Group	08 , WV , 005	S	44,263		\$0.00					
5	Progress Fuels Corporation	08 , Va , 105	S	28,404		\$0.00					
6	Virginia Power Marketing, Inc.	08 , Ky , 195	MTC	9,756		\$0.00					
7	Transfer Facility	N/A	N/A	154,228		\$0.00					
8	Transfer Facility	N/A	N/A	30,399		\$0.00					

MONTHLY REPORT OF COST AND QUALITY OF COAL FOR ELECTRIC PLANTS  
ORIGIN, TONNAGE, DELIVERED PRICE AND AS RECEIVED QUALITY

- 1. Report for: Mo. February 2004
- 2. Reporting Company: Florida Power Corporation
- 3. Plant Name: McDuffie Coal Terminal

4. Name, Title and Telephone Number of Contact  
Person Concerning Data Submitted on this Form  
Donna M. Davis, Director - Regulatory & Adm. Services  
(727) 824-6627

5. Signature of Official Submitting Report

  
\_\_\_\_\_  
Donna M. Davis, Director - Regulatory & Adm. Services

6. Date Completed: April 15, 2004


Line No.	Supplier Name	Mine Location	Shipping Point	Transportation Mode	Tons	Additional		Rail Rate (\$/Ton)	Other Rail Charges (\$/Ton)	River Barge Rate (\$/Ton)	Trans-Ocean Barge Rate (\$/Ton)	Other Water Charges (\$/Ton)	Other Related Charges (\$/Ton)	Transportation Charges (\$/Ton)	F.O.B. Plant Price (\$/Ton)	
						Purchase Price (\$/Ton)	Shorthaul Loading Charges (\$/Ton)									
(a)	(b)	(c)	(d)	(e)	(f)	(g)	(h)	(i)	(j)	(k)	(l)	(m)	(n)	(o)	(p)	(q)
1	Drummond Coal Sales, Inc.	25, IM, 999	Cartagena, Col	GB	30,399	██████████	N/A	██████████	██████████	N/A	N/A	N/A	\$0.00	\$0.00	██████████	\$43.60

MONTHLY REPORT OF COST AND QUALITY OF COAL FOR ELECTRIC PLANTS  
ORIGIN, TONNAGE, DELIVERED PRICE AND AS RECEIVED QUALITY

1. Report for: Mo. February 2004
2. Reporting Company: Florida Power Corporation
3. Plant Name: Transfer Facility - IMT

4. Name, Title and Telephone Number of Contact  
Person Concerning Data Submitted on this Form  
Donna M. Davis, Director - Regulatory & Adm. Services  
(727) 824-6627

5. Signature of Official Submitting Report

  
Donna M. Davis, Director - Regulatory & Adm. Services

6. Date Completed: April 15, 2004


Line No.	Supplier Name	Mine Location	Shipping Point	Transportation Mode	Tons	Effective Purchase Price (\$/Ton)	Additional Shorthaul & Loading Charges (\$/Ton)	Rail Rate (\$/Ton)	Other Rail Charges (\$/Ton)	River Barge Rate (\$/Ton)	Trans-loading Rate (\$/Ton)	Ocean Barge Rate (\$/Ton)	Other Water Charges (\$/Ton)	Other Related Charges (\$/Ton)	Transportation Charges (\$/Ton)	F.O.B. Plant Price (\$/Ton)
(a)	(b)	(c)	(d)	(e)	(f)	(g)	(h)	(i)	(j)	(k)	(l)	(m)	(n)	(o)	(p)	(q)
1	Guasare Coal Sales Corp.	50 , IM , 999	Maracaibo, VZ	GB	50,502		N/A	N/A	N/A	N/A	N/A	N/A	N/A	N/A		\$44.99
2	Central Coal Co.	08 , WV , 39	Kanawha,Wv	B	10,574		N/A	N/A	N/A	N/A	N/A	N/A	N/A	N/A		\$58.36
3	Central Coal Co.	08 , WV , 39	Kanawha,Wv	B	7,351		N/A	N/A	N/A	N/A	N/A	N/A	N/A	N/A		\$59.11
4	Kanawha River Terminal	08 , WV , 39	Kanawha,Wv	B	1,701		N/A	N/A	N/A	N/A	N/A	N/A	N/A	N/A		\$51.86
5	Progress Fuels Corporation	08 , WV , 39	Kanawha,Wv	B	32,326		N/A	N/A	N/A	N/A	N/A	N/A	N/A	N/A		\$52.61
6	Progress Fuels Corporation	08 , WV , 39	Ceredo,Wv	B	15,252		N/A	N/A	N/A	N/A	N/A	N/A	N/A	N/A		\$59.61
7	Progress Fuels Corporation	08 , WV , 39	Kanawha,Wv	B	5,221		N/A	N/A	N/A	N/A	N/A	N/A	N/A	N/A		\$50.61
8	Progress Fuels Corporation	08 , WV , 39	Kanawha,Wv	B	17,737		N/A	N/A	N/A	N/A	N/A	N/A	N/A	N/A		\$50.61
9	Progress Fuels Corporation	08 , WV , 39	Kanawha,Wv	B	12,378		N/A	N/A	N/A	N/A	N/A	N/A	N/A	N/A		\$50.61

MONTHLY REPORT OF COST AND QUALITY OF COAL FOR ELECTRIC PLANTS  
ORIGIN, TONNAGE, DELIVERED PRICE AND AS RECEIVED QUALITY

- 1. Report for: Mo. February 2004
- 2. Reporting Company: Florida Power Corporation
- 3. Plant Name: Crystal River 1 & 2

4. Name, Title and Telephone Number of Contact  
Person Concerning Data Submitted on this Form  
Donna M. Davis, Director - Regulatory & Adm. Services  
(727) 824-6627

5. Signature of Official Submitting Report

  
Donna M. Davis, Director - Regulatory & Adm. Services  
*DM*

6. Date Completed: April 15, 2004


Line No.	Supplier Name	Mine Location	Shipping Point	Transportation Mode	Tons	Effective Purchase Price (\$/Ton)	Additional Shorthaul & Loading Charges (\$/Ton)	Rail Rate (\$/Ton)	Other Rail Charges (\$/Ton)	River Barge Rate (\$/Ton)	Trans-loading Rate (\$/Ton)	Ocean Barge Rate (\$/Ton)	Other Water Charges (\$/Ton)	Other Related Charges (\$/Ton)	Transportation Charges (\$/Ton)	F.O.B. Plant Price (\$/Ton)
(a)	(b)	(c)	(d)	(e)	(f)	(g)	(h)	(i)	(j)	(k)	(l)	(m)	(n)	(o)	(p)	(q)
1	AEP Coal Company, Inc.	08 , Ky , 195	Pike, Ky	UR	29,554		N/A			N/A	N/A	N/A	\$0.00	\$0.00		\$54.65
2	Consolidated Coal Sales	08 , Ky , 133	Letcher, Ky	UR	37,220		N/A			N/A	N/A	N/A	\$0.00	\$0.00		\$51.90
3	Massey Coal Sales Company, Inc.	08 , Ky , 195	Pike, Ky	UR	17,865		N/A			N/A	N/A	N/A	\$0.00	\$0.00		\$52.00
4	Transfer Facility	N/A	Plaquemines Parrish, La	OB	N/A		N/A			N/A	N/A	N/A	\$0.00	\$0.00		\$0.00

MONTHLY REPORT OF COST AND QUALITY OF COAL FOR ELECTRIC PLANTS  
ORIGIN, TONNAGE, DELIVERED PRICE AND AS RECEIVED QUALITY

- 1. Report for: Mo. February 2004
- 2. Reporting Company: Florida Power Corporation
- 3. Plant Name: Crystal River 4 & 5

4. Name, Title and Telephone Number of Contact  
Person Concerning Data Submitted on this Form  
Donna M. Davis, Director - Regulatory & Adm. Services  
(727) 824-6627

5. Signature of Official Submitting Report

  
Donna M. Davis, Director - Regulatory & Adm. Services

6. Date Completed: April 15, 2004

Line No.	Supplier Name	Mine Location	Shipping Point	Transportation Mode	Tons	Effective Purchase Price (\$/Ton)	Additional Shorthaul & Loading Charges (\$/Ton)	Rail Rate (\$/Ton)	Other Rail Charges (\$/Ton)	River Barge Rate (\$/Ton)	Trans-loading Rate (\$/Ton)	Ocean Barge Rate (\$/Ton)	Other Water Charges (\$/Ton)	Other Related Charges (\$/Ton)	Transportation Charges (\$/Ton)	F.O.B. Plant Price (\$/Ton)
(a)	(b)	(c)	(d)	(e)	(f)	(g)	(h)	(i)	(j)	(k)	(l)	(m)	(n)	(o)	(p)	(q)
1	AEP Coal Company, Inc.	08 , Ky , 195	Pike, Ky	UR	39,378		N/A			N/A	N/A	N/A	\$0.00	\$0.00		\$52.90
2	Alliance Coal Sales Corp.	08 , Ky , 195	Pike, Ky	UR	28,935		N/A			N/A	N/A	N/A	\$0.00	\$0.00		\$52.83
3	Alliance Coal Sales Corp.	08 , Ky , 195	Pike, Ky	UR	19,212		N/A			N/A	N/A	N/A	\$0.00	\$0.00		\$63.15
4	Asset Management Group	08 , WV , 005	Boone, Wv	UR	44,263		N/A			N/A	N/A	N/A	\$0.00	\$0.00		\$61.51
5	Progress Fuels Corporation	08 , Va , 105	Lee, Va	UR	28,404		N/A			N/A	N/A	N/A	\$0.00	\$0.00		\$54.52
6	Virginia Power Marketing, Inc.	08 , Ky , 195	Pike, Ky	UR	9,756		N/A			N/A	N/A	N/A	\$0.00	\$0.00		\$51.40
7	Transfer Facility	N/A	Plaquemines Parrish, La	OB	154,228		N/A			N/A	N/A	N/A	\$0.00	\$0.00		\$61.42
8	Transfer Facility	N/A	Mobile, Al	OB	30,399		N/A			N/A	N/A	N/A	\$0.00	\$0.00		\$52.99



MONTHLY REPORT OF COST AND QUALITY OF COAL FOR ELECTRIC PLANTS  
 REPORT OF ADJUSTMENTS TO PREVIOUS COAL DELIVERIES

- 1. Report for: Mo. February 2004
- 2. Reporting Company: Florida Power Corporation
- 3. Plant Name: McDuffie Coal Terminal

4. Name, Title and Telephone Number of Contact  
 Person Concerning Data Submitted on this Form  
 Donna M. Davis, Director - Regulatory & Adm. Services  
 (727) 824-6627

5. Signature of Official Submitting Report

  
 Donna M. Davis, Director - Regulatory & Adm. Services

6. Date Completed: April 15, 2004

Line No.	Month Reported	Form Plant Name	Intended Generating Plant	Supplier	Original Line Number	Old Volume (tons)	Form No.	Column Title	Old Value	New Value	New F.O.B. Plant Price	Reason for Revision
(a)	(b)	(c)	(d)	(e)	(f)	(g)	(h)	(i)	(j)	(k)	(l)	(m)
1	01/04	McDuffie Terminal		Drummond Coal Sales, Inc.	1	15,013	2A	(k) Quality Adjustments			\$ 38.20	Quality Adjustment

MONTHLY REPORT OF COST AND QUALITY OF COAL FOR ELECTRIC PLANTS  
 REPORT OF ADJUSTMENTS TO PREVIOUS COAL DELIVERIES

Page 1 of 2


1. Report for: Mo. February 2004

2. Reporting Company: Florida Power Corporation

3. Plant Name: Transfer Facility - IMT

4. Name, Title and Telephone Number of Contact  
 Person Concerning Data Submitted on this Form  
 Donna M. Davis, Director - Regulatory & Adm. Services  
 (727) 824-6627

5. Signature of Official Submitting Report

  
 Donna M. Davis, Director - Regulatory & Adm. Services  
*Dw*

6. Date Completed: April 15, 2004

Line No.	Month Reported	Form Plant Name	Intended Generating Plant	Supplier	Original Line Number	Old Volume (tons)	Form No.	Column Title	Old Value	New Value	New F.O.B. Plant Price	Reason for Revision
(a)	(b)	(c)	(d)	(e)	(f)	(g)	(h)	(i)	(j)	(k)	(l)	(m)
1	01/04	Transfer Facility-IMT		Asset Management Group, Inc.	2	15,373	2A	(k) Quality Adjustments			\$ 63.60	Quality Adjustment
2	01/04	Transfer Facility-IMT		AEP Coal Co., Inc.	2	9,742	2A	(k) Quality Adjustments			\$ 48.30	Quality Adjustment
3	01/04	Transfer Facility-IMT		Marmet Synfuel, LLC	5	5,257	2A	(k) Quality Adjustments			\$ 59.90	Quality Adjustment
4	01/04	Transfer Facility-IMT		Progress Fuels Corporation	6	5,260	2A	(k) Quality Adjustments			\$ 51.05	Quality Adjustment
5	01/04	Transfer Facility-IMT		Progress Fuels Corporation	7	8,534	2A	(k) Quality Adjustments			\$ 50.02	Quality Adjustment
6	01/03	Transfer Facility-IMT		Massey Coal Sales Co., Inc.	5	9,071	2	(f) Tons			\$ 70.85	Tonnage Adjustment
7	01/03	Transfer Facility-IMT		Massey Coal Sales Co., Inc.	5	8,231	2	(f) Tons			\$ 70.85	Tonnage Adjustment
8	02/03	Transfer Facility-IMT		Massey Coal Sales Co., Inc.	4	14,355	2	(f) Tons			\$ 69.30	Tonnage Adjustment
9	03/03	Transfer Facility-IMT		Massey Coal Sales Co., Inc.	3	47,293	2	(f) Tons			\$ 68.03	Tonnage Adjustment

MONTHLY REPORT OF COST AND QUALITY OF COAL FOR ELECTRIC PLANTS  
 REPORT OF ADJUSTMENTS TO PREVIOUS COAL DELIVERIES

Page 1 of 2

- 1. Report for: Mo. February 2004
- 2. Reporting Company: Florida Power Corporation
- 3. Plant Name: Crystal River 4 & 5
- 4. Name, Title and Telephone Number of Contact Person Concerning Data Submitted on this Form  
 Donna M. Davis, Director - Regulatory & Adm. Services  
 (727) 824-6627
- 5. Signature of Official Submitting Report  
  
 Donna M. Davis, Director - Regulatory & Adm. Services  
*DW*
- 6. Date Completed: April 15, 2004

Line No.	Month Reported	Form Plant Name	Intended Generating Plant	Supplier	Original Line Number	Old Volume (tons)	Form No.	Column Title	Old Value	New Value	New F.O.B. Plant Price	Reason for Revision
(a)	(b)	(c)	(d)	(e)	(f)	(g)	(h)	(i)	(j)	(k)	(l)	(m)
1	11/03	CR4&5	CR4&5	Massey Coal Sales Co., Inc.	9	2,178	2A	(k) Quality Adjustments			\$ 59.88	Quality Adjustment
2	11/03	CR4&5	CR4&5	Massey Coal Sales Co., Inc.	10	25,730	2A	(k) Quality Adjustments			\$ 53.81	Quality Adjustment
3	12/03	CR4&5	CR4&5	Massey Coal Sales Co., Inc.	7	47,700	2A	(k) Quality Adjustments			\$ 54.66	Quality Adjustment
4	01/04	CR4&5	CR4&5	Asset Management Group	5	19,035	2A	(k) Quality Adjustments			\$ 61.68	Quality Adjustment

**MONTHLY REPORT OF COST AND QUALITY OF COAL FOR ELECTRIC PLANTS  
REPORT OF ADJUSTMENTS TO PREVIOUS COAL DELIVERIES**


1. Report for: Mo. February 2004

2. Reporting Company: Florida Power Corporation

3. Plant Name: Crystal River 1 & 2

4. Name, Title and Telephone Number of Contact  
Person Concerning Data Submitted on this Form  
Donna M. Davis, Director - Regulatory & Adm. Services  
(727) 824-6627

5. Signature of Official Submitting Report

  
\_\_\_\_\_  
Donna M. Davis, Director - Regulatory & Adm. Services

6. Date Completed: April 15, 2004

Line No.	Month Reported	Form Plant Name	Intended Generating Plant	Supplier	Original Line Number	Old Volume (tons)	Form No.	Column Title	Old Value	New Value	New F.O.B. Plant Price	Reason for Revision
(a)	(b)	(c)	(d)	(e)	(f)	(g)	(h)	(i)	(j)	(k)	(l)	(m)
1	11/03	CR1&2	CR1&2	Massey Coal Sales Company, Inc.	3	9,655	2A	(k) Quality Adjustments			\$ 50.41	Quality Adjustment
2	12/03	CR1&2	CR1&2	Massey Coal Sales Company, Inc.	3	28,969	2A	(k) Quality Adjustments			\$ 50.98	Quality Adjustment
3	01/04	CR1&2	CR1&2	AEP Coal Company, Inc.	1	11,932	2A	(k) Quality Adjustments			\$ 52.86	Quality Adjustment
4	01/04	CR1&2	CR1&2	AEP Coal Company, Inc.	2	34,928	2A	(k) Quality Adjustments			\$ 54.46	Quality Adjustment