



ORIGINAL

JAMES A. MCGEE

ASSOCIATE GENERAL COUNSEL
PROGRESS ENERGY SERVICE CO., LLC

November 1, 2004

Ms. Blanca S. Bayó, Director
Division of the Commission Clerk
and Administrative Services
Florida Public Service Commission
2540 Shumard Oak Boulevard
Tallahassee, Florida 32399-0850

RECEIVED-FPSC
04 NOV -2 AM 10:50
COMMISSION
CLERK

Re: Docket No. 040001-EI

Dear Ms. Bayó:

Enclosed for filing on behalf of Progress Energy Florida, Inc. are an original plus ten (10) copies of FPSC 423 forms for the month of August 2004. Forms 423-1A, 423-2, 423-2A, 423-2B, and 423-2C contained in this filing have been edited to delete certain confidential information. Progress Energy Florida, Inc.'s Request for Specified Confidential Treatment, which includes an unedited copy of the 423 forms, has been submitted for filing this date under separate cover.

Please acknowledge your receipt and filing of the above on the enclosed copy of this letter and return same to me.

Very truly yours,

James A. McGee

CMP _____
COM 5
CTR _____
ECR _____
GCL _____
OPC _____
MMS _____
RCA _____
SCR _____
SEC 1
OTH _____

JAM:at
Enclosures
cc: Parties of record

DOCUMENT NUMBER-DATE

11777 NOV -2 04

FPSC-COMMISSION CLERK

Progress Energy Florida, Inc.

CERTIFICATE OF SERVICE

Docket No. 040001-EI

I HEREBY CERTIFY that a true copy of Progress Energy Florida, Inc.'s FPSC 423 Forms for the months of August 2004 have been furnished to the following individuals by regular U.S. Mail this 1st day of November 2004.

John Butler
Steel, Hector & Davis
200 S. Biscayne Blvd.
Suite 4000
Tallahassee, FL 32301-1804

Jeffrey A. Stone, Esquire
Russell A. Badders, Esquire
Beggs and Lane
P. O. Box 12950
Pensacola, FL 32576-2950

Lee L. Willis, Esquire
James D. Beasley, Esquire
Ausley & McMullen
P. O. Box 391
Tallahassee, FL 32302


Wm. Cochran Keating, IV
Office of the General Counsel
Economic Regulation Section
Florida Public Service Commission
2540 Shumard Oak Boulevard
Tallahassee, FL 32399-0850

Robert Vandiver, Esquire
Office of the Public Counsel
C/o The Florida Legislature
111 West Madison Street
Room 812
Tallahassee, FL 32399-1400

Vicki Gordon Kaufman, Esquire
McWhirter, Reeves
117 S. Gadsden Street
Tallahassee, FL 32301

John McWhirter, Jr.
McWhirter, Reeves et al.
400 North Tampa Street
Suite 2450
Tampa, FL 33601

Norman Horton, Jr., Esquire
Messer, Caparello & Self
P. O. Box 1876
Tallahassee, FL 32302



Attorney

FPSC FORM 423-1

MONTHLY REPORT OF COST AND QUALITY OF FUEL FOR ELECTRIC PLANTS
ORIGIN, VOLUME, DELIVERED PRICE AND AS RECEIVED QUALITY

1. REPORTING MONTH: 08/2004
2. REPORTING COMPANY: FLORIDA POWER CORPORATION

3. NAME, TITLE TELEPHONE NUMBER OF CONTACT PERSON CONCERNING DATA

SUBMITTED ON THIS FORM: JIMMY L. WILSON, PROJECT ANALYST (919) 546-2132 *gw*

4. SIGNATURE OF OFFICIAL SUBMITTED REPORT: *Donna Massengill* 10/27/04
DONNA MASSENGILL
CONTROLLER, REGULATED COMMERCIAL OPERATIONS

5. DATE COMPLETED: 10/27/2004

LINE NO.	PLANT NAME	SUPPLIER NAME	SHIPPING POINT	PURCHASE TYPE	DELIVERY LOCATION	DELIVERY DATE	DELIVERY TYPE	SULFUR CONTENT (%)	BTU CONTENT (Btu/gal)	VOLUME (Bbls)	DELIVERED PRICE (\$/Bbl)
(a)	(b)	(c)	(d)	(e)	(f)	(g)	(h)	(i)	(j)	(k)	(l)
1	Anclote	BP Amoco Oil	F- BP Tampa, FL	MTC	FOB PLANT	8/2004	FO2	0.34	137,998	528	\$53.5471
2	Anclote	NO DELIVERIES									
3	Avon Park Peakers	BP Amoco Oil	F- BP Tampa, FL	MTC	FOB PLANT	8/2004	FO2	0.34	137,785	5,605	\$54.8525
4	Bartow Peakers	NO DELIVERIES									
5	Bartow Steam Plant	NO DELIVERIES									
6	Bartow Steam Plant	RIO Energy International, Inc	F- Rio Houston, TX	MTC	FOB TERMINAL	8/2004	FO6	1.04	156,830	702,745	\$29.8064
7	Bartow Steam Plant	RIO Energy International, Inc	F- Rio Houston, TX	MTC	FOB TERMINAL	8/2004	FO6	1.38	156,434	283,607	\$29.0845
8	Bayboro Peakers	NO DELIVERIES									
9	Central Tampa Tank Farm	RIO Energy International, Inc	F- Rio Houston, TX	MTC	FOB PLANT	8/2004	FO2	0.15	139,000	21,729	\$50.7804
10	Crystal River	BP Amoco Oil	F- BP Tampa, FL	MTC	FOB PLANT	8/2004	FO2	0.33	138,261	11,321	\$53.6462
11	Crystal River	BP Amoco Oil	F- BP Tampa, FL	MTC	FOB PLANT	8/2004	FO2	0.34	137,925	1,071	\$54.4254
12	Crystal River	NO DELIVERIES									
13	Crystal River	Royal Petroleum	F- Royal, FL	MTC	FOB PLANT	8/2004	FO2	0.34	137,785	1,233	\$56.4537
14	Crystal River	Sommers Oil Co	F- Sommers Bainbridge, GA	MTC	FOB PLANT	8/2004	FO2	0.50	138,000	1,376	\$56.8840
15	Debary Peakers	BP Amoco Oil	F- BP Jacksonville, FL	MTC	FOB PLANT	8/2004	FO2	0.19	138,313	2,298	\$57.1143
16	Debary Peakers	BP Amoco Oil	F- BP Taft, FL	MTC	FOB PLANT	8/2004	FO2	0.19	138,387	16,557	\$55.3578
17	Debary Peakers	BP Amoco Oil	F- BP Tampa, FL	MTC	FOB PLANT	8/2004	FO2	0.19	138,425	4,739	\$55.6308
18	Debary Peakers	NO DELIVERIES									
19	Higgins Peakers	NO DELIVERIES									

FPSC-COMMISSION CLERK

11777 NOV-23

DOCUMENT NUMBER-DATE

**MONTHLY REPORT OF COST AND QUALITY OF COAL FOR ELECTRIC PLANTS
ORIGIN, TONNAGE, DELIVERED PRICE AND AS RECEIVED QUALITY**

- 1. Report for: Mo. August 2004
- 2. Reporting Company: Florida Power Corporation
- 3. Plant Name: McDuffie Coal Terminal

4. Name, Title and Telephone Number of Contact Person Concerning Data Submitted on this Form
 Donna M. Davis, Director - Regulatory & Adm. Services:
 (727) 824-6627

5. Signature of Official Submitting Report



 Donna M. Davis, Director - Regulatory & Adm. Services

6. Date Completed: October 15, 2004

Line No.	Supplier Name	Mine Location	Purchase Type	Transportation Mode	Tons	Effective Purchase Price (\$/Ton)	Total Transportation Cost (\$/Ton)	F.O.B. Plant Price (\$/Ton)	As Received Coal Quality			
									Percent Sulfur (%)	Btu Content (Btu/lb)	Percent Ash (%)	Percent Moisture (%)
(a)	(b)	(c)	(d)	(e)	(f)	(g)	(h)	(i)	(j)	(k)	(l)	(m)
1	Drummond Coal Sales, Inc.	25, IM, 999	S	GB	47,629	████████	████████	\$42.29	0.46	11,763	4.34	11.78

**MONTHLY REPORT OF COST AND QUALITY OF COAL FOR ELECTRIC PLANTS
ORIGIN, TONNAGE, DELIVERED PRICE AND AS RECEIVED QUALITY**

- 1. Report for: Mo. August 2004
- 2. Reporting Company: Florida Power Corporation
- 3. Plant Name: Transfer Facility - IMT

4. Name, Title and Telephone Number of Contact
 Person Concerning Data Submitted on this Form
 Donna M. Davis, Director - Regulatory & Adm. Services
 (727) 824-6627

5. Signature of Official Submitting Report

Donna M. Davis
 Donna M. Davis, Director - Regulatory & Adm. Services

6. Date Completed: October 15, 2004

Line No.	Supplier Name	Mine Location	Purchase Type	Transportation Mode	Tons	Effective Purchase Price (\$/Ton)	Total Transportation Cost (\$/Ton)	F.O.B. Plant Price (\$/Ton)	As Received Coal Quality			
									Percent Sulfur (%)	Btu Content (Btu/lb)	Percent Ash (%)	Percent Moisture (%)
(a)	(b)	(c)	(d)	(e)	(f)	(g)	(h)	(i)	(j)	(k)	(l)	(m)
1	Central Coal Co.	8 , WV , 39	S	B	20,788			\$ 54.69	0.69	12,400	12.13	5.59
2	Central Coal Co.	8 , WV , 39	S	B	5,052			\$ 55.44	0.59	12,288	11.39	7.59
3	Keystone Coal Company	8 , WV , 39	S	B	12,054			\$ 58.24	0.71	12,319	12.27	5.87
4	Progress Fuels Corporation	8 , WV , 39	S	B	22,265			\$ 48.94	0.62	12,383	11.65	6.65
5	Progress Fuels Corporation	8 , KY , 127	S	B	14,295			\$ 48.94	0.70	11,897	11.37	8.35
6	Guasare Coal Sales Corp.	50 , IM , 999	S	GB	96,463			\$ 43.68	0.66	12,905	6.30	7.09

**MONTHLY REPORT OF COST AND QUALITY OF COAL FOR ELECTRIC PLANTS
ORIGIN, TONNAGE, DELIVERED PRICE AND AS RECEIVED QUALITY**

- 1. Report for: Mo. August 2004
- 2. Reporting Company: Florida Power Corporation
- 3. Plant Name: Crystal River 1 & 2

4. Name, Title and Telephone Number of Contact
Person Concerning Data Submitted on this Form
Donna M. Davis, Director - Regulatory & Adm. Services
(727) 824-6627

5. Signature of Official Submitting Report


Donna M. Davis, Director - Regulatory & Adm. Services
DM

6. Date Completed: October 15, 2004


Line No.	Supplier Name	Mine Location	Purchase Type	Transportation Mode	Tons	Effective Purchase Price (\$/Ton)	Total Transportation Cost (\$/Ton)	F.O.B. Plant Price (\$/Ton)	As Received Coal Quality			
									Percent Sulfur (%)	Btu Content (Btu/lb)	Percent Ash (%)	Percent Moisture (%)
(a)	(b)	(c)	(d)	(e)	(f)	(g)	(h)	(i)	(j)	(k)	(l)	(m)
1	AEP Coal Company, Inc.	08 , Ky , 195	MTC	UR	73,613			\$54.93	1.09	12,578	10.91	5.36
2	Consolidated Coal Sales	08 , Ky , 133	MTC	UR	44,467			\$52.18	1.22	12,789	7.37	5.68
3	Massey Coal Sales Company, Inc.	08 , Ky , 195	MTC	UR	28,022			\$52.28	1.02	12,564	10.39	5.83
4	Transfer Facility	N/A	N/A	OB	1,143			\$55.95	0.70	12,250	10.16	7.88

**MONTHLY REPORT OF COST AND QUALITY OF COAL FOR ELECTRIC PLANTS
ORIGIN, TONNAGE, DELIVERED PRICE AND AS RECEIVED QUALITY**

1. Report for: Mo. August 2004
2. Reporting Company: Florida Power Corporation
3. Plant Name: Crystal River 4 & 5

4. Name, Title and Telephone Number of Contact
Person Concerning Data Submitted on this Form
Donna M. Davis, Director - Regulatory & Adm. Services
(727) 824-6627

5. Signature of Official Submitting Report


Donna M. Davis, Director - Regulatory & Adm. Services

6. Date Completed: October 15, 2004

Line No.	Supplier Name	Mine Location	Purchase Type	Transportation Mode	Tons	Effective Purchase Price (\$/Ton)	Total Transportation Cost (\$/Ton)	F.O.B. Plant Price (\$/Ton)	As Received Coal Quality			
									Percent Sulfur (%)	Btu Content (Btu/lb)	Percent Ash (%)	Percent Moisture (%)
(a)	(b)	(c)	(d)	(e)	(f)	(g)	(h)	(i)	(j)	(k)	(l)	(m)
1	AEP Coal Company, Inc.	08 , Ky , 195	MTC	UR	57,225			\$53.18	0.70	12,592	10.62	5.69
2	Alliance Coal Sales Corp.	08 , Ky , 195	MTC	UR	48,425			\$53.11	0.61	12,824	7.90	6.53
3	Asset Management Group	08 , WV , 005	S	UR	18,664			\$61.81	0.60	12,273	11.03	5.90
4	Virginia Power Marketing, Inc.	08 , Ky , 195	MTC	UR	10,050			\$51.68	0.62	12,786	7.80	6.81
5	Massey Coal Sales	08 Wv 005	MTC	UR	18,432			\$52.06	0.73	12,573	11.90	5.58
6	Progress Fuels Corporation	08 Va 105	S	UR	19,145			\$84.81	0.62	11,977	13.53	7.01
7	Progress Fuels Corporation	08 Va 105	S	UR	9,633			\$84.50	0.74	12,947	9.36	4.84
8	Transfer Facility	N/A	N/A	OB	145,399			\$56.58	0.68	12,325	10.00	7.61
9	Transfer Facility	N/A	N/A	OB	32,258			\$49.19	0.45	11,782	4.29	11.69

MONTHLY REPORT OF COST AND QUALITY OF COAL FOR ELECTRIC PLANTS
ORIGIN, TONNAGE, DELIVERED PRICE AND AS RECEIVED QUALITY

- 1. Report for: Mo. August 2004
- 2. Reporting Company: Florida Power Corporation
- 3. Plant Name: McDuffie Coal Terminal

4. Name, Title and Telephone Number of Contact
Person Concerning Data Submitted on this Form
Donna M. Davis, Director - Regulatory & Adm. Services
(727) 824-6627

5. Signature of Official Submitting Report



Donna M. Davis, Director - Regulatory & Adm. Services

6. Date Completed: October 15, 2004

Line No.	Supplier Name	Mine Location	Purchase Type	Tons	F.O.B. Mine Price (\$/Ton)	Short Haul & Loading Charges (\$/Ton)	Original Invoice Price (\$/Ton)	Retro-active Price Increases (\$/Ton)	Base Price (\$/Ton)	Quality Adjustments (\$/Ton)	Effective Purchase Price (\$/Ton)
(a)	(b)	(c)	(d)	(e)	(f)	(g)	(h)	(i)	(j)	(k)	(l)
1	Drummond Coal Sales, Inc.	25 , IM , 999	S	47,629	██████████	\$0.00	██████████	██████████	██████████	██████████	██████████

MONTHLY REPORT OF COST AND QUALITY OF COAL FOR ELECTRIC PLANTS
ORIGIN, TONNAGE, DELIVERED PRICE AND AS RECEIVED QUALITY

1. Report for: Mo. August 2004


2. Reporting Company: Florida Power Corporation

3. Plant Name: Transfer Facility - IMT

4. Name, Title and Telephone Number of Contact
Person Concerning Data Submitted on this Form

Donna M. Davis, Director - Regulatory & Adm. Services
(727) 824-6627

5. Signature of Official Submitting Report



Donna M. Davis, Director - Regulatory & Adm. Services

6. Date Completed: October 15, 2004

Line No.	Supplier Name	Mine Location	Purchase Type	Tons	F.O.B. Mine Price (\$/Ton)	Short Haul & Loading Charges (\$/Ton)	Original Invoice Price (\$/Ton)	Retro-active Price Inc(Dec) (\$/Ton)	Base Price (\$/Ton)	Quality Adjust-ments (\$/Ton)	Effective Purchase Price (\$/Ton)
(a)	(b)	(c)	(d)	(e)	(f)	(g)	(h)	(i)	(j)	(k)	(l)
1	Central Coal Co.	08 , WV , 39	S	20,788		\$0.00					
2	Central Coal Co.	08 , WV , 39	S	5,052		\$0.00					
3	Keystone Coal Company	08 , WV , 39	S	12,054		\$0.00					
4	Progress Fuels Corporation	08 , WV , 39	S	22,265		\$0.00					
5	Progress Fuels Corporation	08 , KY , 127	S	14,295		\$0.00					
6	Guasare Coal Sales Corp.	50 , IM , 999	S	96,463		\$0.00					

**MONTHLY REPORT OF COST AND QUALITY OF COAL FOR ELECTRIC PLANTS
ORIGIN, TONNAGE, DELIVERED PRICE AND AS RECEIVED QUALITY**


1. Report for: Mo. August 2004

2. Reporting Company: Florida Power Corporation

3. Plant Name: Crystal River 1 & 2

4. Name, Title and Telephone Number of Contact
Person Concerning Data Submitted on this Form
Donna M. Davis, Director - Regulatory & Adm. Services
(727) 824-6627

5. Signature of Official Submitting Report



Donna M. Davis, Director - Regulatory & Adm. Services

6. Date Completed: October 15, 2004


Line No.	Supplier Name	Mine Location	Purchase Type	Tons	F.O.B. Mine Price (\$/Ton)	Short Haul & Loading Charges (\$/Ton)	Original Invoice Price (\$/Ton)	Retro-active Price Increases (\$/Ton)	Base Price (\$/Ton)	Quality Adjustments (\$/Ton)	Effective Purchase Price (\$/Ton)
(a)	(b)	(c)	(d)	(e)	(f)	(g)	(h)	(i)	(j)	(k)	(l)
1	AEP Coal Company, Inc.	08 , Ky , 195	MTC	73,613		\$0.00					
2	Consolidated Coal Sales	08 , Ky , 133	MTC	44,467		\$0.00					
3	Massey Coal Sales Company, Inc.	08 , Ky , 195	MTC	28,022		\$0.00					
4	Transfer Facility	N/A	N/A	1,143		\$0.00					

MONTHLY REPORT OF COST AND QUALITY OF COAL FOR ELECTRIC PLANTS
ORIGIN, TONNAGE, DELIVERED PRICE AND AS RECEIVED QUALITY

- 1. Report for: Mo. August 2004
- 2. Reporting Company: Florida Power Corporation
- 3. Plant Name: Crystal River 4 & 5

4. Name, Title and Telephone Number of Contact Person Concerning Data Submitted on this Form
Donna M. Davis, Director - Regulatory & Adm. Services
(727) 824-6627

5. Signature of Official Submitting Report


Donna M. Davis, Director - Regulatory & Adm. Services

6. Date Completed: October 15, 2004

Line No.	Supplier Name	Mine Location	Purchase Type	Tons	F.O.B. Mine Price (\$/Ton)	Short Haul & Loading Charges (\$/Ton)	Original Invoice Price (\$/Ton)	Retro-active Price Increases (\$/Ton)	Base Price (\$/Ton)	Quality Adjustments (\$/Ton)	Effective Purchase Price (\$/Ton)
(a)	(b)	(c)	(d)	(e)	(f)	(g)	(h)	(i)	(j)	(k)	(l)
1	AEP Coal Company, Inc.	08 , Ky , 195	MTC	57,225		\$0.00					
2	Alliance Coal Sales Corp.	08 , Ky , 195	MTC	48,425		\$0.00					
3	Asset Management Group	08 , WV , 005	S	18,664		\$0.00					
4	Virginia Power Marketing, Inc.	08 , Ky , 195	MTC	10,050		\$0.00					
5	Massey Coal Sales	08 Wv 005	MTC	18,432		\$0.00					
6	Progress Fuels Corporation	08 Va 105	S	19,145		\$0.00					
7	Progress Fuels Corporation	08 Va 105	S	9,633		\$0.00					
8	Transfer Facility	00 N/A 000	N/A	145,399		\$0.00					
9	Transfer Facility	00 N/A 000	N/A	32,258		\$0.00					

MONTHLY REPORT OF COST AND QUALITY OF COAL FOR ELECTRIC PLANTS
ORIGIN, TONNAGE, DELIVERED PRICE AND AS RECEIVED QUALITY

- 1. Report for: Mo. August 2004
- 2. Reporting Company: Florida Power Corporation
- 3. Plant Name: McDuffie Coal Terminal

4. Name, Title and Telephone Number of Contact Person Concerning Data Submitted on this Form
Donna M. Davis, Director - Regulatory & Adm. Services
(727) 824-6627

5. Signature of Official Submitting Report


Donna M. Davis, Director - Regulatory & Adm. Services
Dw

6. Date Completed: October 15, 2004


Line No.	Supplier Name	Mine Location	Shipping Point	Transportation Mode	Tons	Effective Purchase Price (\$/Ton)	Additional Shorthaul Charges (\$/Ton)	Rail Rate (\$/Ton)	Other Rail Charges (\$/Ton)	River Barge Rate (\$/Ton)	Trans-Ocean Barge Rate (\$/Ton)	Other Water Charges (\$/Ton)	Other Related Charges (\$/Ton)	Transportation Charges (\$/Ton)	F.O.B. Plant Price (\$/Ton)	
(a)	(b)	(c)	(d)	(e)	(f)	(g)	(h)	(i)	(j)	(k)	(l)	(m)	(n)	(o)	(p)	(q)
1	Drummond Coal Sales, Inc.	25, IM, 999	Cartagena, Col	GB	47,629	████████	N/A	████████	████████	N/A	N/A	N/A	\$0.00	\$0.00	████████	\$42.29

**MONTHLY REPORT OF COST AND QUALITY OF COAL FOR ELECTRIC PLANTS
ORIGIN, TONNAGE, DELIVERED PRICE AND AS RECEIVED QUALITY**

- 1. Report for: Mo. August 2004
- 2. Reporting Company: Florida Power Corporation
- 3. Plant Name: Transfer Facility - IMT

4. Name, Title and Telephone Number of Contact
Person Concerning Data Submitted on this Form
Donna M. Davis, Director - Regulatory & Adm. Services
(727) 824-6627

5. Signature of Official Submitting Report


Donna M. Davis, Director - Regulatory & Adm. Services
DM

6. Date Completed: October 15, 2004

Line No.	Supplier Name	Mine Location	Shipping Point	Transportation Mode	Tons	Effective Purchase Price (\$/Ton)	Additional Shorthaul & Loading Charges (\$/Ton)	Rail Rate (\$/Ton)	Other Rail Charges (\$/Ton)	River Barge Rate (\$/Ton)	Trans-loading Rate (\$/Ton)	Ocean Barge Rate (\$/Ton)	Other Water Charges (\$/Ton)	Other Related Charges (\$/Ton)	Transportation Charges (\$/Ton)	F.O.B. Plant Price (\$/Ton)
(a)	(b)	(c)	(d)	(e)	(f)	(g)	(h)	(i)	(j)	(k)	(l)	(m)	(n)	(o)	(p)	(q)
1	Central Coal Co.	08 , WV , 39	Kanawha,Wv	B	20,788		N/A	N/A	N/A	N/A	N/A	N/A	N/A	N/A		\$54.69
2	Central Coal Co.	08 , WV , 39	Kanawha,Wv	B	5,052		N/A	N/A	N/A	N/A	N/A	N/A	N/A	N/A		\$55.44
3	Keystone Coal Company	08 , WV , 39	Kanawha,Wv	B	12,054		N/A	N/A	N/A	N/A	N/A	N/A	N/A	N/A		\$58.24
4	Progress Fuels Corporation	08 , WV , 39	Kanawha,Wv	B	22,265		N/A	N/A	N/A	N/A	N/A	N/A	N/A	N/A		\$48.94
5	Progress Fuels Corporation	08 , KY , 127	Big Sandy, Ky	B	14,295		N/A	N/A	N/A	N/A	N/A	N/A	N/A	N/A		\$48.94
6	Guasare Coal Sales Corp.	50 , IM , 999	Maracaibo, VZ	GB	96,463		N/A	N/A	N/A	N/A	N/A	N/A	N/A	N/A		\$43.68

**MONTHLY REPORT OF COST AND QUALITY OF COAL FOR ELECTRIC PLANTS
ORIGIN, TONNAGE, DELIVERED PRICE AND AS RECEIVED QUALITY**

- 1. Report for: Mo. August 2004
- 2. Reporting Company: Florida Power Corporation
- 3. Plant Name: Crystal River 1 & 2

4. Name, Title and Telephone Number of Contact
 Person Concerning Data Submitted on this Form
 Donna M. Davis, Director - Regulatory & Adm. Services
 (727) 824-6627

5. Signature of Official Submitting Report


 Donna M. Davis, Director - Regulatory & Adm. Services

6. Date Completed: October 15, 2004

Line No.	Supplier Name	Mine Location	Shipping Point	Transportation Mode	Tons	Effective Purchase Price (\$/Ton)	Additional Shorthaul & Loading Charges (\$/Ton)	Rail Rate (\$/Ton)	Other Rail Charges (\$/Ton)	River Barge Rate (\$/Ton)	Trans-loading Rate (\$/Ton)	Ocean Barge Rate (\$/Ton)	Other Water Charges (\$/Ton)	Other Related Charges (\$/Ton)	Transportation Charges (\$/Ton)	F.O.B. Plant Price (\$/Ton)
(a)	(b)	(c)	(d)	(e)	(f)	(g)	(h)	(i)	(j)	(k)	(l)	(m)	(n)	(o)	(p)	(q)
1	AEP Coal Company, Inc.	08 , Ky , 195	Pike, Ky	UR	73,613		N/A			N/A	N/A	N/A	\$0.00	\$0.00		\$54.93
2	Consolidated Coal Sales	08 , Ky , 133	Letcher, Ky	UR	44,467		N/A			N/A	N/A	N/A	\$0.00	\$0.00		\$52.18
3	Massey Coal Sales Company, Inc.	08 , Ky , 195	Pike, Ky	UR	28,022		N/A			N/A	N/A	N/A	\$0.00	\$0.00		\$52.28
4	Transfer Facility	N/A	Plaquemines	OB	1,143		N/A			N/A	N/A	N/A	\$0.00	\$0.00		\$55.95

**MONTHLY REPORT OF COST AND QUALITY OF COAL FOR ELECTRIC PLANTS
ORIGIN, TONNAGE, DELIVERED PRICE AND AS RECEIVED QUALITY**

- 1. Report for: Mo. August 2004
- 2. Reporting Company: Florida Power Corporation
- 3. Plant Name: Crystal River 4 & 5

4. Name, Title and Telephone Number of Contact
 Person Concerning Data Submitted on this Form
 Donna M. Davis, Director - Regulatory & Adm. Services
 (727) 824-6627

5. Signature of Official Submitting Report


 Donna M. Davis, Director - Regulatory & Adm. Services

6. Date Completed: October 15, 2004

Line No.	Supplier Name	Mine Location	Shipping Point	Transportation Mode	Tons	Effective Purchase Price (\$/Ton)	Additional Shorthaul & Loading Charges (\$/Ton)	Rail Rate (\$/Ton)	Other Rail Charges (\$/Ton)	River Barge Rate (\$/Ton)	Trans-loading Rate (\$/Ton)	Ocean Barge Rate (\$/Ton)	Other Water Charges (\$/Ton)	Other Related Charges (\$/Ton)	Transportation Charges (\$/Ton)	F.O.B. Plant Price (\$/Ton)
(a)	(b)	(c)	(d)	(e)	(f)	(g)	(h)	(i)	(j)	(k)	(l)	(m)	(n)	(o)	(p)	(q)
1	AEP Coal Company, Inc.	08 , Ky , 195	Pike, Ky	UR	57,225		N/A			N/A	N/A	N/A	\$0.00	\$0.00		\$53.18
2	Alliance Coal Sales Corp.	08 , Ky , 195	Pike, Ky	UR	48,425		N/A			N/A	N/A	N/A	\$0.00	\$0.00		\$53.11
3	Asset Management Group	08 , WV , 005	Boone, Wv	UR	18,664		N/A			N/A	N/A	N/A	\$0.00	\$0.00		\$61.81
4	Virginia Power Marketing, Inc.	08 , Ky , 195	Pike, Ky	UR	10,050		N/A			N/A	N/A	N/A	\$0.00	\$0.00		\$51.68
5	Massey Coal Sales	08 Wv 005	Boone, Wv	UR	18,432		N/A			N/A	N/A	N/A	\$0.00	\$0.00		\$52.06
6	Progress Fuels Corporation	08 Va 105	Logan, Wv	UR	19,145		N/A			N/A	N/A	N/A	\$0.00	\$0.00		\$84.81
7	Progress Fuels Corporation	08 Va 105	Knott, Ky	UR	9,633		N/A			N/A	N/A	N/A	\$0.00	\$0.00		\$84.50
8	Transfer Facility	00 N/A 000	Plaquemines, Pa	OB	145,399		N/A			N/A	N/A	N/A	\$0.00	\$0.00		\$56.58
9	Transfer Facility	00 N/A 000	Mobile, Al	OB	32,258		N/A			N/A	N/A	N/A	\$0.00	\$0.00		\$49.19

**MONTHLY REPORT OF COST AND QUALITY OF COAL FOR ELECTRIC PLANTS
REPORT OF ADJUSTMENTS TO PREVIOUS COAL DELIVERIES**


1. Report for: Mo. August 2004

2. Reporting Company: Florida Power Corporation

3. Plant Name: Transfer Facility - IMT

4. Name, Title and Telephone Number of Contact
Person Concerning Data Submitted on this Form
Donna M. Davis, Director - Regulatory & Adm. Services
(727) 824-6627

5. Signature of Official Submitting Report



Donna M. Davis, Director - Regulatory & Adm. Services
DM

6. Date Completed: October 15, 2004

Line No.	Month Reported	Form Plant Name	Intended Generating Plant	Supplier	Original Line Number	Old Volume (tons)	Form No.	Column Title	Old Value	New Value	New F.O.B. Plant Price	Reason for Revision
(a)	(b)	(c)	(d)	(e)	(f)	(g)	(h)	(i)	(j)	(k)	(l)	(m)
1	07/04	Transfer Facility-IMT		Guasare Coal Sales Corp	9	48,123	2A	(k) Quality Adjustments			\$ 44.34	Quality Adjustment
2	06/04	Transfer Facility-IMT		Guasare Coal Sales Corp	6	43,011	2A	(k) Quality Adjustments			\$ 45.24	Quality Adjustment
3	06/04	Transfer Facility-IMT		Progress Fuels Corporation	5	25,444	2A	(k) Quality Adjustments			\$ 46.19	Quality Adjustment
4	07/04	Transfer Facility-IMT		Keystone Industries, LLC	4	8,794	2A	(k) Quality Adjustments			\$ 58.57	Quality Adjustment
5	06/04	Transfer Facility-IMT		Central Coal Co	1	19,176	2A	(k) Quality Adjustments			\$ 55.71	Quality Adjustment
6	07/04	Transfer Facility-IMT		Central Coal Co	2	17,483	2A	(k) Quality Adjustments			\$ 55.35	Quality Adjustment
7	05/04	Transfer Facility-IMT		Central Coal Co	1	18,951	2A	(k) Quality Adjustments			\$ 57.30	Quality Adjustment
8	05/04	Transfer Facility-IMT		Central Coal Co	2	5,019	2A	(k) Quality Adjustments			\$ 55.65	Quality Adjustment

MONTHLY REPORT OF COST AND QUALITY OF COAL FOR ELECTRIC PLANTS
 REPORT OF ADJUSTMENTS TO PREVIOUS COAL DELIVERIES

- 1. Report for: Mo. August 2004
- 2. Reporting Company: Florida Power Corporation
- 3. Plant Name: Crystal River 1 & 2

4. Name, Title and Telephone Number of Contact Person Concerning Data Submitted on this Form
 Donna M. Davis, Director - Regulatory & Adm. Services
 (727) 824-6627

5. Signature of Official Submitting Report


 Donna M. Davis, Director - Regulatory & Adm. Services
DM

6. Date Completed: October 15, 2004

Line No.	Month Reported	Form Plant Name	Intended Generating Plant	Supplier	Original Line Number	Old Volume (tons)	Form No.	Column Title	Old Value	New Value	New F.O.B. Plant Price	Reason for Revision
(a)	(b)	(c)	(d)	(e)	(f)	(g)	(h)	(i)	(j)	(k)	(l)	(m)
1	5/04	CR1&2	CR1&2	Massey Coal Sales	3	38,785	2A	(k) Quality Adjustments			\$ 51.97	Quality Adjustment
2	6/04	CR1&2	CR1&2	Massey Coal Sales	3	35,895	2A	(k) Quality Adjustments			\$ 52.12	Quality Adjustment

**MONTHLY REPORT OF COST AND QUALITY OF COAL FOR ELECTRIC PLANTS
REPORT OF ADJUSTMENTS TO PREVIOUS COAL DELIVERIES**

1. Report for: Mo. August 2004

2. Reporting Company: Florida Power Corporation

3. Plant Name: Crystal River 4 & 5

4. Name, Title and Telephone Number of Contact
Person Concerning Data Submitted on this Form
Donna M. Davis, Director - Regulatory & Adm. Services
(727) 824-6627

5. Signature of Official Submitting Report


Donna M. Davis, Director - Regulatory & Adm. Services

6. Date Completed: October 15, 2004

Line No.	Month Reported	Form Plant Name	Intended Generating Plant	Supplier	Original Line Number	Old Volume (tons)	Form No.	Column Title	Old Value	New Value	New F.O.B. Plant Price	Reason for Revision
(a)	(b)	(c)	(d)	(e)	(f)	(g)	(h)	(i)	(j)	(k)	(l)	(m)
1	5/04	CR4&5	CR4&5	Massey Coal Sales Co.	4	18,677	2A	(k) Quality Adjustments			\$ 53.24	Quality Adjustment
2	7/04	CR4&5	CR4&5	Asset Management Group	3	9,111	2A	(k) Quality Adjustments			\$ 60.60	Quality Adjustment
3	6/04	CR4&5	CR4&5	Alliance Coal Sales Corp	2	37,935	2A	(k) Quality Adjustments			\$ 54.11	Quality Adjustment
4	7/04	CR4&5	CR4&5	Virginia Power Marketing, Inc	4	9,385	2A	(k) Quality Adjustments			\$ 52.14	Quality Adjustment
5	6/04	CR4&5	CR4&5	Massey Coal Sales Co.	4	15,678	2A	(k) Quality Adjustments			\$ 54.11	Quality Adjustment