

ORIGINAL



R. Wade Litchfield  
Senior Attorney  
Florida Authorized House Counsel  
Florida Power & Light Company  
700 Universe Boulevard  
Juno Beach, FL 33408-0420  
(561) 691-7135 (Facsimile)

RECEIVED FPSC

05 JAN 31 PM 3:08

COMMISSION  
CLERK

January 31, 2005

Writer's Direct Dial:  
(561) 691-7101

**VIA HAND DELIVERY**

Ms. Blanca S. Bayó, Director  
Division of the Commission Clerk and  
Administrative Services  
Florida Public Service Commission  
Betty Easley Conference Center, Room 110  
2540 Shumard Oak Boulevard  
Tallahassee, Florida 32399-0850

Re: **Docket No. 050001-EI - Monthly Fuel Filings**

Dear Ms. Bayó:

Enclosed herewith for filing are the original and five (5) copies of the following monthly fuel reports for FPL:

- (a) FPSC Forms 423-1, 423-1(a), and 423-1(b) for Florida Power & Light Company for the month of October 2004;
- (b) FPSC Forms 423-2, 423-2(a), and 423-2(b) for St. Johns River Power Park (SJRPP) for the month of October 2004; and
- (c) FPSC Forms 423-2, 423-2(a), and 423-2(b) for Plant Scherer for the month of September 2004.

FPL's Request for Confidential Classification of the information removed from FPL FPSC Form 423 1(a) and SJRPP FPSC Forms 423-2, 423-2(a), and 423-2(b) is being filed under separate cover. Should you have any questions regarding this filing, please contact me at (561) 691-7101.

CMP \_\_\_\_\_  
 COM 5  
 CTR \_\_\_\_\_  
 ECR \_\_\_\_\_  
 GCL \_\_\_\_\_  
 OPC \_\_\_\_\_  
 MMS \_\_\_\_\_  
 RCA \_\_\_\_\_  
 SCR \_\_\_\_\_  
 SEC 1  
 OTH \_\_\_\_\_

Thank you for your attention to this matter, I remain,

RECEIVED & FILED

Sincerely,

  
 \_\_\_\_\_  
 FPSC-BUREAU OF RECORDS  
 R. Wade Litchfield

RWL/ec  
Enclosures  
cc: Service List

Doc/423 Fuel Filing/October 2004

DOCUMENT NUMBER-DATE

01113 JAN 31 05

FPSC-COMMISSION CLERK

MONTHLY REPORT OF COST AND QUALITY OF FUEL OIL FOR ELECTRIC PLANTS  
ORIGIN, VOLUME, DELIVERED PRICE AND AS RECEIVED QUANTITY

1. REPORTING MONTH: OCT YEAR: 2004  
2. REPORTING COMPANY: FLORIDA POWER & LIGHT COMPANY

3. NAME, TITLE, TELEPHONE NUMBER OF CONTACT PERSON CONCERNING DATA  
SUBMITTED ON THIS FORM: KORY DUBIN, REGULATORY AFFAIRS, (305) 552-4910.

4. SIGNATURE OF OFFICIAL SUBMITTING REPORT: 

5. DATE COMPLETED: 01/11/2005

LINE NO	PLANT	SUPPLIER	SHIPPING POINT	PURCHASE TYPE	DELIVERY LOCATION	DELIVERY DATE	TYPE OIL	SULFUR (%)	BTU CONTENT (BTU / GAL)	VOLUME (BBLs)	PRICE (\$/BBL)
1	TURKEY POINT	GLENCORE				10/04/2004	F06	0.00	0	39910	29.8700
2	MARTIN	CONOCO	RIVER	MTC	PALM BEACH	10/03/2004	F06	0.94	152571	112417	30.0400
3	MARTIN	CONOCO	RIVER	MTC	PALM BEACH	10/22/2004	F06	1.00	153595	140326	35.0900
4	RIVIERA	CONOCO	RIVER	MTC	RIVIERA	10/21/2004	F06	0.99	155071	1031	35.0900
5	TURKEY POINT	CONOCO	RIVER	MTC	FISHER ISLAND	10/01/2004	F06	0.96	151452	31927	30.0300
6	CAPE CANAVERAL	FAMM	BAHAMAS	MTC	PORT CANAVERAL	10/13/2004	F06	0.97	151405	170010	34.1800
7	MANATEE	FAMM	BAHAMAS	MTC	PORT MANATEE	10/19/2004	F06	0.83	151167	168894	34.4400
8	PT. EVERGLADES	FAMM	BAHAMAS	MTC	PORT EVERGLADES	10/08/2004	F06	0.85	151000	169633	33.7500
9	MANATEE	PETROBRAS	EAST COAST OF CANA	MTC	PORT MANATEE	10/25/2004	F06	1.00	151548	270399	34.0700
10	PT. EVERGLADES	PETROBRAS	BAHAMAS	MTC	PORT EVERGLADES	10/01/2004	F06	0.94	150476	325711	28.5100
11	MANATEE	SEMPRA	RIVER	MTC	PORT MANATEE	10/28/2004	F06	0.97	152810	147834	34.4500
12	RIVIERA	SEMPRA	BAHAMAS	MTC	RIVIERA	10/05/2004	F06	0.99	151476	114907	34.6100
13	RIVIERA	SEMPRA	RIVER	MTC	RIVIERA	10/17/2004	F06	0.95	153595	145487	34.6100
14	CAPE CANAVERAL	SHELL	RIVER	MTC	PORT CANAVERAL	10/25/2004	F06	1.00	153071	109269	34.2990
15	MARTIN	SHELL	RIVER	MTC	PALM BEACH	10/02/2004	F06	0.82	151119	75859	29.0680
16	MARTIN	SHELL	RIVER	MTC	PALM BEACH	10/15/2004	F06	0.98	152190	108660	34.0500
17	MANATEE	SHELL	BAHAMAS	MTC	PORT MANATEE	10/23/2004	F06	0.79	151238	103218	33.5500
18	PT. EVERGLADES	SHELL	RIVER	MTC	PORT EVERGLADES	10/16/2004	F06	0.94	152476	99256	34.0000
19	PT. EVERGLADES	BP	NORWAY	S	PORT EVERGLADES	10/25/2004	F06	0.92	152048	341987	27.6700
20	MARTIN	GLENCORE	RIVER	S	PALM BEACH	10/04/2004	F06	0.99	153833	107634	29.8700
21	TURKEY POINT	GLENCORE	BAHAMAS	S	FISHER ISLAND	10/08/2004	F06	0.99	150000	145475	33.7100
22	TURKEY POINT	GLENCORE	RIVER	S	FISHER ISLAND	10/19/2004	F06	0.99	152381	148499	34.6400
23	MANATEE	SEMPRA	EAST COAST OF CANA	S	PORT MANATEE	10/08/2004	F06	0.99	151429	346999	34.3700
24	CAPE CANAVERAL	WPI	NEW YORK	S	PORT CANAVERAL	10/01/2004	F06	0.99	151000	99938	31.0220
25	MARTIN	WPI	NEW YORK	S	PALM BEACH	10/01/2004	F06	1.00	151238	15663	30.3920
26	MARTIN	WPI	BAHAMAS	S	PALM BEACH	10/16/2004	F06	0.99	151214	99279	29.2500
27	MANATEE	WPI	NEW YORK	S	PORT MANATEE	10/06/2004	F06	0.98	151357	102528	31.7500

MONTHLY REPORT OF COST AND QUALITY OF FUEL OIL FOR ELECTRIC PLANTS  
ORIGIN, VOLUME, DELIVERED PRICE AND AS RECEIVED QUANTITY

1. REPORTING MONTH: OCT YEAR: 2004  
2. REPORTING COMPANY: FLORIDA POWER & LIGHT COMPANY

3. NAME, TITLE TELEPHONE NUMBER OF CONTACT PERSON CONCERNING DATA  
SUBMITTED ON THIS FORM: KORY DUBIN, REGULATORY AFFAIRS, (305) 552-4910.

4. SIGNATURE OF OFFICIAL SUBMITTING REPORT: 

5. DATE COMPLETED: 01/11/2005

LINE NO	PLANT	SUPPLIER	SHIPPING POINT	PURCHASE TYPE	DELIVERY LOCATION	DELIVERY DATE	TYPE OIL	SULFUR (%)	BTU CONTENT (BTU / GAL)	VOLUME (BBL)	PRICE (\$/BBL)
28	RIVIERA	WPI	NEW YORK	S	RIVIERA	10/01/2004	F06	1.00	151238	47169	30.3920
29	TURKEY POINT	ROYAL	NA-TRUCK DELIVERY	STC		10/02/2004	F02	N/A	N/A	118	*
30	MARTIN	PORET	NA-TRUCK DELIVERY			10/04/2004	F03	N/A	N/A	174	68.4500
31	FT. MYERS	ROYAL	NA-TRUCK DELIVERY			10/31/2004	F03	N/A	N/A	19596	71.9100
32	PT. EVERGLADES	TPSI	NA-TRUCK DELIVERY			10/28/2004	F03	N/A	N/A	24928	70.0380
33	PT. EVERGLADES	AMERIGAS	NA-TRUCK DELIVERY	STC		10/07/2004	PRO	N/A	N/A	6	60.0600
34	PT. EVERGLADES	AMERIGAS	NA-TRUCK DELIVERY	STC		10/21/2004	PRO	N/A	N/A	6	63.0000
35	TURKEY POINT	AMERIGAS	NA-TRUCK DELIVERY	STC		10/04/2004	PRO	N/A	N/A	6	61.4900
36	TURKEY POINT	AMERIGAS	NA-TRUCK DELIVERY	STC		10/26/2004	PRO	N/A	N/A	7	63.8400
37	RIVIERA	FERRELL	NA-TRUCK DELIVERY	STC		10/01/2004	PRO	N/A	N/A	6	56.4200
38	RIVIERA	FERRELL	NA-TRUCK DELIVERY	STC		10/04/2004	PRO	N/A	N/A	5	56.2400
39	RIVIERA	FERRELL	NA-TRUCK DELIVERY	STC		10/07/2004	PRO	N/A	N/A	4	57.1200
40	RIVIERA	FERRELL	NA-TRUCK DELIVERY	STC		10/11/2004	PRO	N/A	N/A	4	58.5900
41	RIVIERA	FERRELL	NA-TRUCK DELIVERY	STC		10/14/2004	PRO	N/A	N/A	4	58.8000
42	RIVIERA	FERRELL	NA-TRUCK DELIVERY	STC		10/18/2004	PRO	N/A	N/A	4	59.8500
43	RIVIERA	FERRELL	NA-TRUCK DELIVERY	STC		10/22/2004	PRO	N/A	N/A	5	60.9600
44	RIVIERA	FERRELL	NA-TRUCK DELIVERY	STC		10/25/2004	PRO	N/A	N/A	2	59.4700
45	RIVIERA	FERRELL	NA-TRUCK DELIVERY	STC		10/28/2004	PRO	N/A	N/A	3	61.3200
46	MARTIN	INDIANTOWN	NA-TRUCK DELIVERY	STC		10/21/2004	PRO	N/A	N/A	14	52.5000
47	MANATEE	SUBURBAN	NA-TRUCK DELIVERY	STC		10/15/2004	PRO	N/A	N/A	15	57.9600
48	SANFORD	SUBURBAN	NA-TRUCK DELIVERY	STC		10/14/2004	PRO	N/A	N/A	4	58.3800

MONTHLY REPORT OF COST AND QUALITY OF FUEL OIL FOR ELECTRIC PLANTS  
 DETAIL OF INVOICE AND TRANSPORTATION CHARGES

PSC FORM NO. 423-1 (a)

REPORTING MONTH: OCT YEAR: 2004

2. REPORTING COMPANY: FLORIDA POWER LIGHT COMPANY

3. NAME, TITLE, TELEPHONE NUMBER OF CONTACT PERSON CONCERNING DATA  
 SUBMITTED ON THIS FORM: KORY DUBIN, REGULATORY AFFAIRS, (305) 552-4910.

4. SIGNATURE OF OFFICIAL SUBMITTING REPORT: 

5. DATE COMPLETED: 01/10/2005

**EDITED COPY**

A)	(B)	(C)	(D)	(E)	(F)	(G)	(H)	(I)	(J)	(K)	(L)	(M)	(N)	(O)	(P)	(Q)	(R)
LINE NO.	PLANT	SUPPLIER	DELIVERY LOCATION	DELIVERY DATE	TYPE OIL	VOLUME (BBL)	INVOICE PRICE (\$/BBL)	INVOICE AMOUNT (\$)	DISCOUNT (\$)	NET AMOUNT (\$)	NET PRICE (\$/BBL)	QUALITY ADJUST. (\$/BBL)	EFFECTIVE PUR PRICE (\$/BBL)	TRANSP TO TERM (\$/BBL)	ADDITIONAL TRANS CHGS (\$/BBL)	OTHER CHGS (\$/BBL)	DELIVERED PRICE (\$/BBL)
1	PTF	GLENCORE		10/04/2004	F06	39910								0.0000			30.6529
2	PMR	CONOCO	PALM BEACH	10/03/2004	F06	112417								0.0000			30.4779
3	PMR	CONOCO	PALM BEACH	10/22/2004	F06	140326								0.0000			35.5279
4	PRV	CONOCO	RIVIERA	10/21/2004	F06	1031								0.0000			35.2820
5	PTF	CONOCO	FISHER ISLAND	10/01/2004	F06	31927								0.0000			30.8129
6	PCC	FAMM	PORT CANAVERAL	10/13/2004	F06	170010								0.0000			34.7365
7	PMT	FAMM	PORT MANATEE	10/19/2004	F06	168894								0.0000			34.6757
8	PPE	FAMM	PORT EVERGLADES	10/08/2004	F06	169633								0.0000			33.9942
9	PMT	PETROBRAS	PORT MANATEE	10/25/2004	F06	270399								0.0000			34.3057
10	PPE	PETROBRAS	PORT EVERGLADES	10/01/2004	F06	325711								0.0000			28.7542
11	PMT	SEMPRA	PORT MANATEE	10/28/2004	F06	147834								0.0000			34.6857
12	PRV	SEMPRA	RIVIERA	10/05/2004	F06	114907								0.0000			34.8020
13	PRV	SEMPRA	RIVIERA	10/17/2004	F06	145487								0.0000			34.8020
14	PCC	SHELL	PORT CANAVERAL	10/25/2004	F06	109269								0.0000			34.8555
15	PMR	SHELL	PALM BEACH	10/02/2004	F06	75859								0.0000			29.5059
16	PMR	SHELL	PALM BEACH	10/15/2004	F06	108660								0.0000			34.4879
17	PMT	SHELL	PORT MANATEE	10/23/2004	F06	103218								0.0000			33.7857
18	PPE	SHELL	PORT EVERGLADES	10/16/2004	F06	99256								0.0000			34.2442
19	PPE	BP	PORT EVERGLADES	10/25/2004	F06	341987								0.0000			27.9142
20	PMR	GLENCORE	PALM BEACH	10/04/2004	F06	107634								0.0000			30.3079
21	PTF	GLENCORE	FISHER ISLAND	10/08/2004	F06	145475								0.0000			34.4929
22	PTF	GLENCORE	FISHER ISLAND	10/19/2004	F06	148499								0.0000			35.4229
23	PMT	SEMPRA	PORT MANATEE	10/08/2004	F06	346999								0.0000			34.6057
24	PCC	WPI	PORT CANAVERAL	10/01/2004	F06	99938								0.0000			31.5785
25	PMR	WPI	PALM BEACH	10/01/2004	F06	15663								0.0000			30.8299
26	PMR	WPI	PALM BEACH	10/16/2004	F06	99279								0.0000			29.6879

FPSC FORM NO. 423-1(b)

MONTHLY REPORT OF COST AND QUALITY OF FUEL OIL FOR ELECTRIC PLANTS  
 REPORT OF ADJUSTMENTS TO PREVIOUS OIL DELIVERIES

1. REPORTING MONTH: OCTOBER      YEAR: 2004

3. NAME, TITLE, & TELEPHONE NUMBER OF CONTACT PERSON CONCERNING DATA  
 SUBMITTED ON THIS FORM: RITA McLELLAN, REGULATORY AFFAIRS,

2. REPORTING COMPANY: FLORIDA POWER & LIGHT COMPANY

4. SIGNATURE OF OFFICIAL SUBMITTING REPORT: 

5. DATE COMPLETE: 12/15/2004

LINE NO.	MONTH REPORTED	FORM PLANT NAME	SUPPLIER	ORIGINAL LINE NUMBER	OLD VOLUME (BBLs)	FORM NO.	COLUMN DESIGNATOR & TITLE	OLD VALUE	NEW VALUE	NEW DELIVERED PRICE (\$/BBL)	REASON FOR REVISION
(A)	(B)	(C)	(D)	(E)	(F)	(G)	(H)	(I)	(J)	(K)	(L)
1	NONE										


**MONTHLY REPORT OF COST AND QUALITY OF COAL FOR ELECTRIC PLANTS  
ORIGIN, TONNAGE, DELIVERED PRICE AND AS RECEIVED QUALITY**

1. Report For Month/Yr: **October 2004**

4. Name, Title & Telephone Number of Contact  
Person Concerning Data Submitted on this Form: **Korel M. Dubin (305-552-4910)**

2. Reporting Company: **Florida Power & Light**

5. Signature of Official Submitting Report:



3. Plant Name: **St. Johns River Power Park (SJRPP)**

6. Date Completed: **November 15, 2004**

Line No.	Supplier Name	Mine Location	Purchase Type	Transportation Mode	Tons	Effective Purchase Price (\$/Ton)	Total Trans Cost (\$/Ton)	FOB Plant Price (\$/Ton)	As Received Coal Quality			
									Sulfur Content (%)	Btu Content (%)	Ash Content (%)	Moisture Content (%)
(a)	(b)	(c)	(d)	(e)	(f)	(g)	(h)	(i)	(j)	(k)	(l)	(m)
1	Coal Marketing Company	45,IM,999	LTC	OC	37,842			41.72	0.68	11,799	7.35	11.38
2	DTE Clover, LLC	08,KY,095	LTC	UR	21,801			49.54	1.30	12,771	8.36	6.42
3	Foundation Energy	50,IM,999	S	OC	9,412			80.75	0.68	12,965	6.48	6.57
4	Oxbow Carbon & Minerals Inc.	,TX,	S	OC	6,548			23.45	6.54	14,443	0.29	4.75

**EDITED COPY**


**MONTHLY REPORT OF COST AND QUALITY OF COAL FOR ELECTRIC PLANTS  
DETAIL OF INVOICE PURCHASE PRICE**

1. Report For Month/Yr: **October 2004**

4. Name, Title & Telephone Number of Contact  
Person Concerning Data Submitted on this Form: **Korel M. Dubin (305-552-4910)**

2. Reporting Company: **Florida Power & Light**

5. Signature of Official Submitting Report:



3. Plant Name: **St. Johns River Power Park (SJRPP)**

6. Date Completed:

**November 15, 2004**

Line No.	Supplier Name	Mine Location	Purchase Type	Tons	FOB Mine Price (\$/Ton)	Short Haul & Loading Charge	Original Invoice Price (\$/Ton)	Retro-active Price Increases (\$/Ton)	Base Price (\$/Ton)	Quality Adjustments (\$/Ton)	Effective Purchase Price (\$/Ton)
(a)	(b)	(c)	(d)	(e)	(f)	(g)	(h)	(i)	(j)	(k)	(l)
1	Coal Marketing Company	45,IM,999	LTC	37,842		0.00		0.00		0.00	
2	DTE Clover, LLC	08,KY,095	LTC	21,801		0.00		0.00		0.00	
3	Foundation Energy	50,IM,999	S	9,412		0.00		0.00		0.00	
4	Oxbow Carbon & Minerals Inc.	,TX,	S	6,548		0.00		0.00		0.00	

**EDITED COPY**

**MONTHLY REPORT OF COST AND QUALITY OF COAL FOR ELECTRIC PLANTS  
DETAIL OF TRANSPORTATION CHARGES**


1. Report For Month/Yr: **October 2004**

4. Name, Title & Telephone Number of Contact

Person Concerning Data Submitted on this Form: **Korel M. Dubin (305-552-4910)**

2. Reporting Company: **Florida Power & Light**

5. Signature of Official Submitting Report:



3. Plant Name: **St. Johns River Power Park (SJRPP)**

6. Date Completed:

**November 15, 2004**

Line No.	Supplier Name	Mine Location	Shipping Point	Transportation Mode	Tons	Effective Purchase Price (\$/Ton)	Short Haul & Loading Charge (\$/Ton)	Rail Charges		Waterborne Charges				Total Transport Charges (\$/Ton)	FOB Plant Price (\$/Ton)	
								Rail Rate (\$/Ton)	Other Rail Charges (\$/Ton)	River Barge Rate (\$/Ton)	Trans-loading Rate (\$/Ton)	Ocean Barge Rate (\$/Ton)	Other Water Charges (\$/Ton)			Related Charges (\$/Ton)
(a)	(b)	(c)	(d)	(e)	(f)	(g)	(h)	(i)	(j)	(k)	(l)	(m)	(n)	(o)	(p)	(q)
1	Coal Marketing Company	45,IM,999	EL CERREJON	OC	37,842		0.00		0.00	0.00	0.00	0.00	0.00	0.00		41.72
2	DTE Clover, LLC	08,KY,095	CLOVER DTE	UR	21,801		0.00		0.00	0.00	0.00	0.00	0.00	0.00		49.54
3	Foundation Energy	50,IM,999	GUASARE	OC	9,412		0.00		0.00	0.00	0.00	0.00	0.00	0.00		80.75
4	Oxbow Carbon & Minerals Inc	,TX,	VALERO	OC	6,548		0.00		0.00	0.00	0.00	0.00	0.00	0.00		23.45

**EDITED COPY**



**MONTHLY REPORT OF COST AND QUALITY OF COAL FOR ELECTRIC PLANTS  
ORIGIN, TONNAGE, DELIVERED PRICE, AND AS RECEIVED QUALITY**

1. Reporting Month: **September** Year: **2004**  
 2. Reporting Company: **FLORIDA POWER & LIGHT COMPANY**  
 3. Plant Name: **R.W.SCHERER**

4. Name, Title & Telephone Number of Contact Person Concerning Data  
 Submitted on this Form: Karel M. Dubin  
 (305) 552-4910

5. Signature of Official Submitting Report:




6. Date Completed: 06-Nov-04

<u>Line No.</u> (a)	<u>Supplier Name</u> (b)	<u>Mine Location</u> (c)	<u>Purchase Type</u> (d)	<u>Transport Mode</u> (e)	<u>Tons</u> (f)	<u>Purchase Price (\$/Ton)</u> (g)	<u>Effective Transport Charges (\$/Ton)</u> (h)	<u>Total FOB Plant Price (\$/Ton)</u> (i)	<u>Sulfur Content (%)</u> (j)	<u>Btu Content (Btu/lb)</u> (k)	<u>Ash Content (%)</u> (l)	<u>Moisture Content</u> (m)
(1)	ARCH COAL SALES	19/WY/5	S	UR	55,457.50	6.818	20.07	26.888	0.32	8,832	5.44	26.72
(2)	KENNECOTT COAL SALES	19/WY/5	S	UR	38,582.77	6.548	20.00	26.548	0.43	8,715	5.51	27.74
(3)	KENNECOTT COAL SALES	19/WY/5	S	UR	5,587.10	7.597	20.04	27.637	0.25	8,866	5.11	26.13
(4)	KENNECOTT COAL SALES	19/WY/5	S	UR	11,045.91	7.728	19.94	27.668	0.25	8,829	5.46	26.12
(5)	POWDER RIVER COAL	19/WY/5	S	UR	69,089.44	7.770	20.07	27.840	0.22	8,815	4.40	27.06
(6)	PEABODY COAL TRADE	19/WY/5	S	UR	14,632.95	6.681	10.89	17.571	0.22	8,866	5.61	26.33
(7)	RAG COAL WEST	19/WY/5	S	UR	14,263.81	5.771	25.40	31.171	0.30	8,369	4.60	30.46
(8)	CONSTELLATION POWER	19/WY/5	S	UR	18,197.97	5.903	19.99	25.893	0.21	8,930	4.97	26.27

**MONTHLY REPORT OF COST AND QUALITY OF COAL FOR ELECTRIC PLANTS  
DETAILED TRANSPORTATION INVOICE INFORMATION**

1. Reporting Month: **September** Year: **2004**  
 2. Reporting Company: **FLORIDA POWER & LIGHT COMPANY**  
 3. Plant Name: **R.W.SCHERER**

4. Name, Title & Telephone Number of Contact Person Concerning Data  
 Submitted on this Form: Korel M. Dubin  
 (305) 552-4910  
 5. Signature of Official Submitting Report:   
 6. Date Completed: **06-Nov-04**

Line No.	Supplier Name	Mine Location	Shipping Point	Transport Mode	Tons	Effective Purchase Price (\$/Ton)	Additional Shorthaul & Loading Charges (\$/Ton)	Rail Charges		Waterborne Charges				Total Transportation Charges (\$/Ton)	FOB Plant Price (\$/Ton)	
								Rail Rate (\$/Ton)	Other Rail Charges (\$/Ton)	River Barge Rate (\$/Ton)	Trans-loading Rate (\$/Ton)	Ocean Barge Rate (\$/Ton)	Other Water Charges (\$/Ton)			Other Related Charges (\$/Ton)
(a)	(b)	(c)	(d)	(e)	(f)	(g)	(h)	(i)	(j)	(k)	(l)	(m)	(n)	(o)	(p)	(q)
(1)	ARCH COAL SALES	19/WY/5	THUNDER JCT, WY	UR	55,457.50	6.818	-	20.07	-						20.07	26.888
(2)	KENNECOTT COAL SALES	19/WY/5	JACOBS JCT, WY	UR	38,582.77	6.548	-	20.00	-	-	-	-	-	-	20.00	26.548
(3)	KENNECOTT COAL SALES	19/WY/5	CONVERSE JCT, WY	UR	5,587.10	7.597	-	20.04	-						20.04	27.637
(4)	KENNECOTT COAL SALES	19/WY/5	CONVERSE JCT, WY	UR	11,045.91	7.728	-	19.94	-						19.94	27.668
(5)	POWDER RIVER COAL	19/WY/5	NACCO JCT, WY	UR	69,089.44	7.770	-	20.07	-						20.07	27.840
(6)	PEABODY COAL TRADE	19/WY/5	CONVERSE JCT, WY	UR	14,632.95	6.681	-	10.89	-						10.89	17.571
(7)	RAG COAL WEST	19/WY/5	EAGLE JCT, WY	UR	14,263.81	5.771	-	25.40	-						25.40	31.171
(8)	CONSTELLATION POWER	19/WY/5	CONVERSE JCT, WY	UR	18,197.97	5.903	-	19.99	-						19.99	25.893

## CERTIFICATE OF SERVICE

I, THE UNDERSIGNED COUNSEL, HEREBY CERTIFY that copies of Florida Power & Light Company's forms 423-1, 423-1(a) edited, and 423-1(b) for the month of October, 2004, copies of St. Johns River Power Park edited forms 423-2, 423-2(a), and 423-2(b) for the month of October, 2004; and copies of Plant Scherer forms 423-2, 423-2(a), and 423-2(b) for the month of September, 2004 have been served via first class mail, postage prepaid to the parties listed below, this 31<sup>st</sup> day of January, 2005

Adrienne Vining, Esq.  
Division of Legal Services  
Florida Public Service Commission  
2540 Shumard Oak Blvd.  
Tallahassee, Florida 32399-0850

Lee L. Willis, Esq.  
James D. Beasley, Esq.  
Ausley & McMullen  
Attorneys for TECO  
P.O. Box 391  
Tallahassee, Florida 32302

Patricia Christensen, Esq.  
Office of Public Counsel  
111 West Madison Street  
Room 812  
Tallahassee, Florida 32399


James A. McGee, Esq.  
Progress Energy Florida, Inc.  
P.O. Box 14042  
St. Petersburg, Florida 33733

Norman H. Horton, Esq.  
Floyd R. Self, Esq.  
Messer, Caparello & Self  
Attorneys for FPUC  
P.O. Box 1876  
Tallahassee, Florida 32302-1876

Joseph A. McGlothlin, Esq.  
Vicki Gordon Kaufman, Esq.  
McWhirter, Reeves, McGlothlin,  
Davidson, et al.  
Attorneys for FIPUG  
117 South Gadsden Street  
Tallahassee, Florida 32301

John W. McWhirter, Jr., Esq.  
McWhirter, Reeves, McGlothlin,  
Davidson, et al.  
Attorneys for FIPUG  
400 North Tampa Street, Suite 2450  
Tampa, Florida 33602

Jeffrey A. Stone, Esq.  
Russell A. Badders, Esq.  
Beggs & Lane  
Attorneys for Gulf Power  
P.O. Box 12950  
Pensacola, Florida 32591-2950

  
R. Wade Litchfield