

AUSLEY & MCMULLEN

ATTORNEYS AND COUNSELORS AT LAW

227 SOUTH CALHOUN STREET
P.O. BOX 391 (ZIP 32302)
TALLAHASSEE, FLORIDA 32301
(850) 224-9115 FAX (850) 222-7560

May 16, 2005

HAND DELIVERED

Ms. Blanca S. Bayo, Director
Division of Commission Clerk
and Administrative Services
Florida Public Service Commission
2540 Shumard Oak Boulevard
Tallahassee, Florida 32399-0850

Re: Fuel and Purchased Power Cost Recovery Clause
and Generating Performance Incentive Factor;
FPSC Docket No. 050001-EI

Dear Ms. Bayo:

Enclosed for filing in the above-styled docket are the original and ten (10) copies of Tampa Electric Company's Forms 423-1, 423-1(a), 423-1(b), 423-2, 423-2(a), 423-2(b) and 423-2(c) for the month of March 2005. Portions of Forms 423-1(a), 423-2, 423-2(a) and 423-2(b) have been whited out to delete certain confidential proprietary business information which is the subject of a separate request for specified confidential treatment being simultaneously filed herewith.

Please acknowledge receipt and filing of the above by stamping the duplicate copy of this letter and returning same to this writer.

Thank you for your assistance in connection with this matter.

Sincerely,


James D. Beasley

JDB/pp
Enclosures

cc: All Parties of Record (w/o encls.)

DOCUMENT NUMBER-DATE


04722 MAY 16 05

FPSC-COMMISSION CLERK

MONTHLY REPORT OF COST AND QUALITY OF FUEL OIL FOR ELECTRIC PLANTS
ORIGIN, VOLUME, DELIVERED PRICE AND AS RECEIVED QUALITY

1. Reporting Month: March Year: 2005
2. Reporting Company: Tampa Electric Company

3. Name, Title & Telephone Number of Contact Person Concerning Data
Submitted on this Form: Jeffrey Chronister, Assistant Controller
(813) - 228 - 1609

4. Signature of Official Submitting Report: 
Jeffrey Chronister, Assistant Controller

5. Date Completed: May 13, 2005

Line No. (a)	Plant Name (b)	Supplier Name (c)	Shipping Point (d)	Purchase Type (e)	Delivery Location (f)	Delivery Date (g)	Type Oil (h)	Sulfur Content % (i)	BTU Content (BTU/Gal) (j)	Volume (Bbls) (k)	Delivered Price (\$/Bbl) (l)
1	Big Bend	BP/Big Bend	Tampa	MTC	Big Bend	3/29/05	F02	*	*	717.21	\$66.2764
2	Big Bend	BP/Big Bend	Tampa	MTC	Big Bend	3/30/05	F02	*	*	528.69	\$68.1031
3	Big Bend	BP/Big Bend	Tampa	MTC	Big Bend	3/31/05	F02	*	*	1,078.74	\$70.0349
4	Phillips	BP/Phillips	Tampa	MTC	Phillips	3/21/05	F02	*	*	536.86	\$70.0687

* No analysis Taken
FPSC FORM 423-1 (2/87)


MONTHLY REPORT OF COST AND QUALITY OF FUEL OIL FOR ELECTRIC PLANTS
 DETAIL OF INVOICE AND TRANSPORTATION CHARGES

1. Reporting Month: March Year: 2005

2. Reporting Company: Tampa Electric Company

3. Name, Title & Telephone Number of Contact Person Concerning Data
 Submitted on this Form: Jeffrey Chronister, Assistant Controller
 (813) - 228 - 1609

4. Signature of Official Submitting Report:



Jeffrey Chronister, Assistant Controller

5. Date Completed: May 13, 2005

Line No.	Plant Name	Supplier Name	Delivery Location	Delivery Date	Type Oil	Volume (Bbls)	Invoice Price (\$/Bbl)	Invoice Amount \$	Discount \$	Net Amount \$	Net Price (\$/Bbl)	Quality Adjust. (\$/Bbl)	Effective Purchase Price (\$/Bbl)	Transport to Terminal (\$/Bbl)	Add'l Transport Charges (\$/Bbl)	Other Charges (\$/Bbl)	Delivered Price (\$/Bbl)
(a)	(b)	(c)	(d)	(e)	(f)	(g)	(h)	(i)	(j)	(k)	(l)	(m)	(n)	(o)	(p)	(q)	(r)
1	Big Bend	BP/Big Bend	Big Bend	3/29/05	F02	717.21									\$0.0000	\$0.0000	\$66.2764
2	Big Bend	BP/Big Bend	Big Bend	3/30/05	F02	528.69									\$0.0000	\$0.0000	\$68.1031
3	Big Bend	BP/Big Bend	Big Bend	3/31/05	F02	1,078.74									\$0.0000	\$0.0000	\$70.0349
4	Phillips	BP/Phillips	Phillips	3/21/05	F02	536.86									\$0.0000	\$0.0000	\$70.0687

MONTHLY REPORT OF COST AND QUALITY OF FUEL OIL FOR ELECTRIC PLANTS
 REPORT OF ADJUSTMENTS TO PREVIOUS OIL DELIVERIES

1. Reporting Month: March Year: 2005
 2. Reporting Company: Tampa Electric Company

3. Name, Title & Telephone Number of Contact Person Concerning Data
 Submitted on this Form: Jeffrey Chronister, Director Financial Reporting
 (813) - 228 - 1609

4. Signature of Official Submitting Report: 
 Jeffrey Chronister, Assistant Controller

5. Date Completed: May 13, 2005

Line No. (a)	Month Reported (b)	Form Plant Name (c)	Supplier (d)	Original Line Number (e)	Old Volume (Bbls) (f)	Form No. (g)	Column Designator & Title (h)	Old Value (i)	New Value (j)	New Delivered Price (\$/Bbls) (k)	Reason for Revision (l)
1.	February 2005	Phillips	Transmontaigne	20.	159.57	423-1 (a)	Col. (h), Invoice Price	\$32.5250	\$32.5400	\$32.5400	Price Adjustment

MONTHLY REPORT OF COST AND QUALITY OF COAL FOR ELECTRIC PLANTS
ORIGIN, TONNAGE, DELIVERED PRICE AND AS RECEIVED QUALITY

1. Reporting Month: March Year: 2005

2. Reporting Company: Tampa Electric Company

3. Plant Name: TECO Bulk Terminal Transfer Facility - Big Bend Station (1)

4. Name, Title & Telephone Number of Contact Person Concerning Data
Submitted on this Form: Jeffrey Chronister, Assistant Controller
(813) - 228 - 1609

5. Signature of Official Submitting Form:



Jeffrey Chronister, Assistant Controller

6. Date Completed: May 13, 2005

Line No. (a)	Supplier Name (b)	Mine Location (c)	Purchase Type (d)	Transport Mode (e)	Tons (f)	Effective Purchase Price (\$/Ton) (g)	Total Transport Charges (\$/Ton) (h)	Delivered Price Transfer Facility (\$/Ton) (i)	As Received Coal Quality			
									Sulfur Content % (j)	BTU Content (BTU/lb) (k)	Ash Content % (l)	Moisture Content % (m)
1	Alliance Coal	10,IL,193	LTC	RB	53,075.60			\$47.850	3.08	11,874	5.74	12.24
2	Alliance Coal	10,IL,193	S	RB	29,314.50			\$48.180	3.04	11,892	5.68	12.26
3	American Coal	10,IL,165	LTC	RB	11,965.00			\$38.860	1.12	11,984	6.66	12.08
4	American Coal	4, OH, 13	S	RB	25,848.03			\$39.110	4.18	12,555	8.83	6.38
5	Coal Sales	10, IL,165	S	RB	16,136.60			\$37.800	3.63	11,819	12.00	7.50
6	Coal Sales	10, iL,165	S	RB	19,803.00			\$42.070	3.26	11,342	11.06	10.66
7	Coal Sales	9,KY,101	S	RB	24,130.60			\$42.060	3.26	11,342	11.06	10.66
8	Dodge Hill Mining	9,KY,225	LTC	RB	18,332.20			\$41.330	2.60	12,632	9.45	6.67
9	Dodge Hill Mining	9,KY,225	LTC	RB	31,787.90			\$42.228	2.49	12,736	8.53	6.91
10	Emerald	N/A	S	RB	84,709.87			\$47.204	3.25	11,759	10.17	9.36
11	Freeman United	10,IL,117	S	RB	33,306.40			\$36.310	3.38	10,653	8.07	16.69
12	Ken American	9,KY,177	S	RB	10,240.70			\$50.340	2.83	11,812	8.94	10.56
13	Knight Hawk	10,IL,77&145	S	RB	21,509.13			\$43.220	2.84	11,284	9.94	11.53
14	Synthetic American Fuel	10, IL,165	LTC	RB	111,269.70			\$38.830	2.94	12,058	9.08	9.15
15	Synthetic American Fuel	10, IL,165	LTC	RB	1,629.00			\$38.750	2.94	12,058	9.08	9.15

(1) As TECO Bulk Terminal Transfer Facility is a central storage site for coal prior to its delivery to the power plant, the coal from suppliers noted on this schedule is usually delivered to Big Bend Station but could ultimately be delivered to Polk Station.

MONTHLY REPORT OF COST AND QUALITY OF COAL FOR ELECTRIC PLANTS
 DETAILED PURCHASED COAL INVOICE INFORMATION

1. Reporting Month: March Year: 2005

2. Reporting Company: Tampa Electric Company

3. Plant Name: TECO Bulk Terminal Transfer Facility - Big Bend Station (1)

4. Name, Title & Telephone Number of Contact Person Concerning Data
 Submitted on this Form: Jeffrey Chronister, Assistant Controller
 (813) - 228 - 1609

5. Signature of Official Submitting Form: 
 Jeffrey Chronister, Assistant Controller

6. Date Completed: May 13, 2005

Line No. (a)	Supplier Name (b)	Mine Location (c)	Purchase Type (d)	Tons (e)	F.O.B. (2) Mine Price (\$/Ton) (f)	Shorthaul & Loading Charges (\$/Ton) (g)	Original Invoice Price (\$/Ton) (h)	Retro-active Price Adjustments (\$/Ton) (i)	Base Price (\$/Ton) (j)	Quality Adjustments (\$/Ton) (k)	Effective Purchase Price (\$/Ton) (l)
1.	Alliance Coal	10,IL,193	LTC	53,075.60	N/A	\$0.00		\$0.000		\$0.000	
2.	Alliance Coal	10,IL,193	S	29,314.50	N/A	\$0.00		\$0.000		\$0.000	
3.	American Coal	10,IL,165	LTC	11,965.00	N/A	\$0.00		\$0.000		\$0.000	
4.	American Coal	4, OH, 13	S	25,848.03	N/A	\$0.00		\$0.000		\$0.000	
5.	Coal Sales	10, IL,165	S	16,136.60	N/A	\$0.00		\$0.000		\$0.000	
6.	Coal Sales	10, IL,165	S	19,803.00	N/A	\$0.00		\$0.000		\$0.000	
7.	Coal Sales	9,KY,101	S	24,130.60	N/A	\$0.00		\$0.000		\$0.000	
8.	Dodge Hill Mining	9,KY,225	LTC	18,332.20	N/A	\$0.00		\$0.320		\$1.660	
9.	Dodge Hill Mining	9,KY,225	LTC	31,787.90	N/A	\$0.00		\$0.320		\$2.058	
10.	Emerald	N/A	S	84,709.87	N/A	\$0.00		\$0.000		\$2.724	
11.	Freeman United	10,IL,117	S	33,306.40	N/A	\$0.00		\$0.000		\$0.000	
12.	Ken American	9,KY,177	S	10,240.70	N/A	\$0.00		\$0.000		\$0.000	
13.	Knight Hawk	10,IL,77&145	S	21,509.13	N/A	\$0.00		\$0.000		\$0.000	
14.	Synthetic American Fuel	10, IL,165	LTC	111,269.70	N/A	\$0.00		\$0.000		\$0.000	
15.	Synthetic American Fuel	10, IL,165	LTC	1,629.00	N/A	\$0.00		\$0.000		\$0.000	

(1) As TECO Bulk Terminal Transfer Facility is a central storage site for coal prior to its delivery to the power plant, the coal from suppliers noted on this schedule is usually delivered to Big Bend Station but could ultimately be delivered to Polk Station.

(2) Tampa Electric purchases coal F.O.B. shipping point or F.O.B. destination.

MONTHLY REPORT OF COST AND QUALITY OF COAL FOR ELECTRIC PLANTS
 DETAIL OF TRANSPORTATION CHARGES

1. Reporting Month: March Year: 2005


2. Reporting Company: Tampa Electric Company

3. Plant Name: TECO Bulk Terminal Transfer Facility - Big Bend Station (1)

4. Name, Title & Telephone Number of Contact Person Concerning Data

Submitted on this Form: Jeffrey Chronister, Assistant Controller
 (813) - 228 - 1609

5. Signature of Official Submitting Form:



Jeffrey Chronister, Assistant Controller

6. Date Completed: May 13, 2005

Line No. (a)	Supplier Name (b)	Mine Location (c)	Shipping Point (d)	Transport Mode (e)	Tons (f)	(2) Effective Purchase Price (\$/Ton) (g)	Add'l Shorthaul & Loading Charges (\$/Ton) (h)	Rail Charges		Waterborne Charges					Total Transportation Charges (\$/Ton) (p)	Delivered Price Transfer Facility (\$/Ton) (q)	
								Rail Rate (\$/Ton) (i)	Other Rail Charges (\$/Ton) (j)	River Barge Rate (\$/Ton) (k)	Trans-loading Rate (\$/Ton) (l)	Ocean Barge Rate (\$/Ton) (m)	Other Water Charges (\$/Ton) (n)	Other Related Charges (\$/Ton) (o)			
1.	Alliance Coal	10,IL,193	White Cnty., IL	RB	53,075.60		\$0.000		\$0.000								\$47.850
2.	Alliance Coal	10,IL,193	White Cnty., IL	RB	29,314.50		\$0.000		\$0.000								\$48.180
3.	American Coal	10,IL,165	Saline Cnty., IL	RB	11,965.00		\$0.000		\$0.000								\$38.860
4.	American Coal	4, OH, 13	Belmont Cnty, Ohio	RB	25,848.03		\$0.000		\$0.000								\$39.110
5.	Coal Sales	10, IL,165	Saline Cnty, IL	RB	16,136.60		\$0.000		\$0.000								\$37.800
6.	Coal Sales	10, IL,165	Saline Cnty, IL	RB	19,803.00		\$0.000		\$0.000								\$42.070
7.	Coal Sales	9,KY,101	Henderson Cnty, KY	RB	24,130.60		\$0.000		\$0.000								\$42.060
8.	Dodge Hill Mining	9,KY,225	Union Cnty, KY	RB	18,332.20		\$0.000		\$0.000								\$41.330
9.	Dodge Hill Mining	9,KY,225	Union Cnty, KY	RB	31,787.90		\$0.000		\$0.000								\$42.228
10.	Emerald	N/A	N/A	RB	84,709.87		\$0.000		\$0.000								\$47.204
11.	Freeman United	10,IL,117	Macoupin Cnty, IL	RB	33,306.40		\$0.000		\$0.000								\$36.310
12.	Ken American	9,KY,177	Muhlenburg Cnty, KY	RB	10,240.70		\$0.000		\$0.000								\$50.340
13.	Knight Hawk	10,IL,77&145	Jackson & Perry Cnty, IL	RB	21,509.13		\$0.000		\$0.000								\$43.220
14.	Synthetic American Fuel	10, IL,165	Saline Cnty, IL	RB	111,269.70		\$0.000		\$0.000								\$38.830
15.	Synthetic American Fuel	10, IL,165	Saline Cnty, IL	RB	1,629.00		\$0.000		\$0.000								\$38.750

(1) As TECO Bulk Terminal Transfer Facility is a central storage site for coal prior to its delivery to the power plant, the coal from suppliers noted on this schedule is usually delivered to Big Bend Station but could ultimately be delivered to Polk Station.

(2) Tampa Electric purchases coal F.O.B. shipping point or F.O.B. destination.


MONTHLY REPORT OF COST AND QUALITY OF COAL FOR ELECTRIC PLANTS
ORIGIN, TONNAGE, DELIVERED PRICE AND AS RECEIVED QUALITY

1. Reporting Month: March Year: 2005

2. Reporting Company: Tampa Electric Company

3. Plant Name: TECO Bulk Terminal Transfer Facility - Polk Station (1)

4. Name, Title & Telephone Number of Contact Person Concerning Data
Submitted on this Form: Jeffrey Chronister, Assistant Controller
(813) 228 - 1609

5. Signature of Official Submitting Form: 
Jeffrey Chronister, Assistant Controller

6. Date Completed: May 13, 2005

Line No. (a)	Supplier Name (b)	Mine Location (c)	Purchase Type (d)	Transport Mode (e)	Tons (f)	Effective Purchase Price (\$/Ton) (g)	Total Transport Charges (\$/Ton) (h)	Delivered Price Transfer Facility (\$/Ton) (i)	As Received Coal Quality			
									Sulfur Content % (j)	BTU Content (BTU/lb) (k)	Ash Content % (l)	Moisture Content % (m)
1.	SSM Petcoke	N/A	S	RB	7,647.53			\$28.185	4.39	13,971	0.35	8.42

(1) As TECO Bulk Terminal Transfer Facility is a central storage site for coal prior to its delivery to the power plant, the coal from suppliers noted on this schedule is usually delivered to Polk Station but could ultimately be delivered to Big Bend Station.

MONTHLY REPORT OF COST AND QUALITY OF COAL FOR ELECTRIC PLANTS
 DETAILED PURCHASED COAL INVOICE INFORMATION


1. Reporting Month: March Year: 2005

2. Reporting Company: Tampa Electric Company

3. Plant Name: TECO Bulk Terminal Transfer Facility - Polk Station (1)

4. Name, Title & Telephone Number of Contact Person Concerning Data
 Submitted on this Form: Jeffrey Chronister, Manager Financial Reporting
 (813) - 228 - 1609

5. Signature of Official Submitting Form:



Jeffrey Chronister, Assistant Controller

6. Date Completed: May 13, 2005

No. (a)	Line Supplier Name (b)	Mine Location (c)	Purchase Type (d)	Tons (e)	F.O.B.(2) Mine Price (\$/Ton) (f)	Shorthaul & Loading Charges (\$/Ton) (g)	Original Invoice Price (\$/Ton) (h)	Retro- active Price Adjustments (\$/Ton) (i)	Base Price (\$/Ton) (j)	Quality Adjust- ments (\$/Ton) (k)	Effective Purchase Price (\$/Ton) (l)
1.	SSM Petcoke	N/A	S	7,647.53	N/A	\$0.000		\$0.000		(\$0.105)	

(1) As TECO Bulk Terminal Transfer Facility is a central storage site for coal prior to its delivery to the power plant, the coal from suppliers noted on this schedule is usually delivered to Polk Station but could ultimately be delivered to Big Bend Station.


(2) Tampa Electric purchases coal F.O.B. shipping point or F.O.B. destination.

MONTHLY REPORT OF COST AND QUALITY OF COAL FOR ELECTRIC PLANTS
 DETAIL OF TRANSPORTATION CHARGES

1. Reporting Month: March Year: 2005
 2. Reporting Company: Tampa Electric Company
 3. Plant Name: TECO Bulk Terminal Transfer Facility - Polk Station (1)

4. Name, Title & Telephone Number of Contact Person Concerning Data
 Submitted on this Form: Jeffrey Chronister, Assistant Controller
 (813) 228 - 1609

5. Signature of Official Submitting Form:



Jeffrey Chronister, Assistant Controller

6. Date Completed: May 13, 2005

Line No. (a)	Supplier Name (b)	Mine Location (c)	Shipping Point (d)	Transport Mode (e)	Tons (f)	(2) Effective Purchase Price (\$/Ton) (g)	Add'l Shorthaul & Loading Charges (\$/Ton) (h)	Rail Charges		Waterborne Charges					Total Transportation Charges (\$/Ton) (p)	Delivered Price Transfer Facility (\$/Ton) (q)	
								Rail Rate (\$/Ton) (i)	Other Rail Charges (\$/Ton) (j)	River Barge Rate (\$/Ton) (k)	Trans-loading Rate (\$/Ton) (l)	Ocean Barge Rate (\$/Ton) (m)	Other Water Charges (\$/Ton) (n)	Other Related Charges (\$/Ton) (o)			
1.	SSM Petcoke	N/A	Davant, La	RB	7,647.53		\$0.000	\$0.000									\$28.185

(1) As TECO Bulk Terminal Transfer Facility is a central storage site for coal prior to its delivery to the power plant, the coal from suppliers noted on this schedule is usually delivered to Polk Station but could ultimately be delivered to Big Bend Station.

MONTHLY REPORT OF COST AND QUALITY OF COAL FOR ELECTRIC PLANTS
ORIGIN, TONNAGE, DELIVERED PRICE AND AS RECEIVED QUALITY

1. Reporting Month: March Year: 2005
 2. Reporting Company: Tampa Electric Company
 3. Plant Name: Big Bend Station

4. Name, Title & Telephone Number of Contact Person Concerning Data
 Submitted on this Form: Jeffrey Chronister, Assistant Controller
 (813) - 228 - 1609

5. Signature of Official Submitting Form:



Jeffrey Chronister, Assistant Controller

6. Date Completed: May 13, 2005


Line No. (a)	Supplier Name (b)	Mine Location (c)	Purchase Type (d)	Transport Mode (e)	Tons (f)	Effective Purchase Price (\$/Ton) (g)	Total Transport Charges (\$/Ton) (h)	FOB Plant Price (\$/Ton) (i)	Sulfur Content % (j)	BTU Content (BTU/lb) (k)	Ash Content % (l)	Moisture Content % (m)
1.	Transfer Facility	N/A	N/A	OB	438,030.00			\$50.965	2.96	11588	8.82	11.64

MONTHLY REPORT OF COST AND QUALITY OF COAL FOR ELECTRIC PLANTS
 DETAILED PURCHASED COAL INVOICE INFORMATION

- 1. Reporting Month: March Year: 2005
- 2. Reporting Company: Tampa Electric Company
- 3. Plant Name: Big Bend Station

4. Name, Title & Telephone Number of Contact Person Concerning Data
 Submitted on this Form: Jeffrey Chronister, Assistant Controller
 (813) - 228 - 1609

5. Signature of Official Submitting Form:



Jeffrey Chronister, Assistant Controller

6. Date Completed: May 13, 2005


Line No. (a)	Supplier Name (b)	Mine Location (c)	Purchase Type (d)	Tons (e)	F.O.B. Mine Price (\$/Ton) (f)	Shorthaul & Loading Charges (\$/Ton) (g)	Original Invoice Price (\$/Ton) (h)	Retro-active Price Adjustments (\$/Ton) (i)	Base Price (\$/Ton) (j)	Quality Adjustments (\$/Ton) (k)	Effective Purchase Price (\$/Ton) (l)
1.	Transfer Facility	N/A	N/A	438,030.00	N/A	\$0.000		\$0.000		\$0.000	

MONTHLY REPORT OF COST AND QUALITY OF COAL FOR ELECTRIC PLANTS
 DETAIL OF TRANSPORTATION CHARGES

1. Reporting Month: March Year: 2005
 2. Reporting Company: Tampa Electric Company
 3. Plant Name: Big Bend Station

4. Name, Title & Telephone Number of Contact Person Concerning Data
 Submitted on this Form: Jeffrey Chronister, Assistant Controller
 (813) - 228 - 1609

5. Signature of Official Submitting Form:



Jeffrey Chronister, Assistant Controller

6. Date Completed: May 13, 2005

Line No. (a)	Supplier Name (b)	Mine Location (c)	Shipping Point (d)	Transport Mode (e)	Tons (f)	Effective Purchase Price (\$/Ton) (g)	Add'l Shorthaul & Loading Charges (\$/Ton) (h)	Rail Rate (\$/Ton) (i)	Other Rail Charges (\$/Ton) (j)	River Barge Rate (\$/Ton) (k)	Trans-loading Rate (\$/Ton) (l)	Ocean Barge Rate (\$/Ton) (m)	Other Water Charges (\$/Ton) (n)	Other Related Charges (\$/Ton) (o)	Total Transportation Charges (\$/Ton) (p)	FOB Plant Price (\$/Ton) (q)
1.	Transfer Facility	N/A	Davant, La.	OB	438,030.00		\$0.000		\$0.000							\$50.965

MONTHLY REPORT OF COST AND QUALITY OF COAL FOR ELECTRIC PLANTS
 ORIGIN, TONNAGE, DELIVERED PRICE AND AS RECEIVED QUALITY

1. Reporting Month: March Year: 2005
 2. Reporting Company: Tampa Electric Company
 3. Plant Name: Polk Station

4. Name, Title & Telephone Number of Contact Person Concerning Data
 Submitted on this Form: Jeffrey Chronister, Assistant Controller
 (813) 228 - 1609

5. Signature of Official Submitting Form: 
 Jeffrey Chronister, Assistant Controller

6. Date Completed: May 13, 2005

Line No. (a)	Supplier Name (b)	Mine Location (c)	Purchase Type (d)	Transport Mode (e)	Tons (f)	Effective Purchase Price (\$/Ton) (g)	Total Transport Charges (\$/Ton) (h)	FOB Plant Price (\$/Ton) (i)	As Received Coal Quality			
									Sulfur Content % (j)	BTU Content (BTU/lb) (k)	Ash Content % (l)	Moisture Content % (m)
1.	Transfer facility	N/A	N/A	N/A	0.00			0.000	0.00	0	0.00	0.00

MONTHLY REPORT OF COST AND QUALITY OF COAL FOR ELECTRIC PLANTS
 DETAILED PURCHASED COAL INVOICE INFORMATION

1. Reporting Month: March Year: 2005
 2. Reporting Company: Tampa Electric Company
 3. Plant Name: Polk Station

4. Name, Title & Telephone Number of Contact Person Concerning Data
 Submitted on this Form: Jeffrey Chronister, Assistant Controller
 (813) 228 - 1609

5. Signature of Official Submitting Form:



Jeffrey Chronister, Assistant Controller

6. Date Completed: May 13, 2005

Line No. (a)	Supplier Name (b)	Mine Location (c)	Purchase Type (d)	Tons (e)	F.O.B. Mine Price (\$/Ton) (f)	Shorthaul & Loading Charges (\$/Ton) (g)	Original Invoice Price (\$/Ton) (h)	Retro-active Price Adjustments (\$/Ton) (i)	Base Price (\$/Ton) (j)	Quality Adjustments (\$/Ton) (k)	Effective Purchase Price (\$/Ton) (l)
1.	Transfer facility	N/A	N/A	-	N/A	0.000		0.000		0.000	

MONTHLY REPORT OF COST AND QUALITY OF COAL FOR ELECTRIC PLANTS
 DETAIL OF TRANSPORTATION CHARGES

1. Reporting Month: March Year: 2005
 2. Reporting Company: Tampa Electric Company
 3. Plant Name: Polk Station

4. Name, Title & Telephone Number of Contact Person Concerning Data
 Submitted on this Form: Jeffrey Chronister, Assistant Controller
 (813) 228 - 1609

5. Signature of Official Submitting Form:



Jeffrey Chronister, Assistant Controller

6. Date Completed: May 13, 2005


Line No. (a)	Supplier Name (b)	Mine Location (c)	Shipping Point (d)	Transport Mode (e)	Tons (f)	Effective Purchase Price (\$/Ton) (g)	Add'l Shorthaul & Loading Charges (\$/Ton) (h)	Rail Charges		Waterborne Charges					Total Transportation Charges (\$/Ton) (p)	FOB Plant Price (\$/Ton) (q)
								Rail Rate (\$/Ton) (i)	Other Rail Charges (\$/Ton) (j)	River Barge Rate (\$/Ton) (k)	Trans-loading Rate (\$/Ton) (l)	Ocean Barge Rate (\$/Ton) (m)	Other Water Charges (\$/Ton) (n)	Other Related Charges (\$/Ton) (o)		
1.	Transfer facility	N/A	N/A	N/A			\$0.000		\$0.000							\$0.000

MONTHLY REPORT OF COST AND QUALITY OF COAL FOR ELECTRIC PLANTS
REPORT OF ADJUSTMENTS TO PREVIOUS COAL DELIVERED

1. Reporting Month: March Year: 2005

2. Reporting Company: Tampa Electric Company

3. Name, Title & Telephone Number of Contact Person Concerning Data
Submitted on this Form: Jeffrey Chronister, Assistant Controller
(813) 228 - 1609

4. Signature of Official Submitting Report: 
Jeffrey Chronister, Assistant Controller

5. Date Completed: May 13, 2005

Line No. (a)	Month Reported (b)	Form Plant Name (c)	Intended Generating Plant (d)	Supplier (e)	Original Line Number (f)	Old Volume Tons (g)	Form No. (h)	Column Designator & Title (i)	Old Value (j)	New Value (k)	Delivered Price Facility (\$/Ton) (l)	Reason for Revision (m)
1.	July 2001	Big Bend Station	Big Bend	Transfer Facility	1.	433,515.00	423-2(b)	Col. (p), Total Transportation Charges (\$/Ton)	\$10.621	\$10.648	\$10.648	Transportation Rate Adjustment
2.	July 2001	Polk Station	Polk	Transfer Facility	1.	52,306.00	423-2(b)	Col. (p), Total Transportation Charges (\$/Ton)	\$13.817	\$13.863	\$13.863	Transportation Rate Adjustment
3.	July 2001	Gannon Station	Gannon	Transfer Facility	1.	191,293.00	423-2(b)	Col. (p), Total Transportation Charges (\$/Ton)	\$10.617	\$10.643	\$10.643	Transportation Rate Adjustment
4.	August 2001	Big Bend Station	Big Bend	Transfer Facility	1.	432,472.00	423-2(b)	Col. (p), Total Transportation Charges (\$/Ton)	\$10.996	\$10.997	\$10.997	Transportation Rate Adjustment
5.	August 2001	Gannon Station	Gannon	Transfer Facility	1.	174,175.00	423-2(b)	Col. (p), Total Transportation Charges (\$/Ton)	\$10.989	\$10.990	\$10.990	Transportation Rate Adjustment
6.	September 2001	Big Bend Station	Big Bend	Transfer Facility	1.	302,953.00	423-2(b)	Col. (p), Total Transportation Charges (\$/Ton)	\$11.110	\$11.160	\$11.160	Transportation Rate Adjustment
7.	September 2001	Polk Station	Polk	Transfer Facility	1.	44,768.00	423-2(b)	Col. (p), Total Transportation Charges (\$/Ton)	\$14.301	\$14.351	\$14.351	Transportation Rate Adjustment
8.	September 2001	Gannon Station	Gannon	Transfer Facility	1.	141,154.00	423-2(b)	Col. (p), Total Transportation Charges (\$/Ton)	\$11.100	\$11.151	\$11.151	Transportation Rate Adjustment
9.	October 2001	Big Bend Station	Big Bend	Transfer Facility	1.	183,149.00	423-2(b)	Col. (p), Total Transportation Charges (\$/Ton)	\$10.659	\$10.730	\$10.730	Transportation Rate Adjustment
10.	October 2001	Polk Station	Polk	Transfer Facility	1.	48,098.00	423-2(b)	Col. (p), Total Transportation Charges (\$/Ton)	\$13.816	\$13.926	\$13.926	Transportation Rate Adjustment
11.	October 2001	Gannon Station	Gannon	Transfer Facility	1.	98,434.00	423-2(b)	Col. (p), Total Transportation Charges (\$/Ton)	\$10.652	\$10.723	\$10.723	Transportation Rate Adjustment
12.	November 2001	Big Bend Station	Big Bend	Transfer Facility	1.	214,627.00	423-2(b)	Col. (p), Total Transportation Charges (\$/Ton)	\$10.541	\$10.536	\$10.536	Transportation Rate Adjustment
13.	November 2001	Polk Station	Polk	Transfer Facility	1.	42,718.00	423-2(b)	Col. (p), Total Transportation Charges (\$/Ton)	\$13.687	\$13.682	\$13.682	Transportation Rate Adjustment
14.	November 2001	Gannon Station	Gannon	Transfer Facility	1.	212,038.00	423-2(b)	Col. (p), Total Transportation Charges (\$/Ton)	\$10.533	\$10.528	\$10.528	Transportation Rate Adjustment
15.	January 2002	Big Bend Station	Big Bend	Transfer Facility	1.	214,579.00	423-2(b)	Col. (p), Total Transportation Charges (\$/Ton)	\$9.912	\$9.911	\$9.911	Transportation Rate Adjustment
16.	January 2002	Polk Station	Polk	Transfer Facility	1.	24,414.00	423-2(b)	Col. (p), Total Transportation Charges (\$/Ton)	\$12.980	\$13.056	\$13.056	Transportation Rate Adjustment
17.	January 2002	Gannon Station	Gannon	Transfer Facility	1.	193,396.00	423-2(b)	Col. (p), Total Transportation Charges (\$/Ton)	\$9.916	\$9.906	\$9.906	Transportation Rate Adjustment
18.	March 2002	Big Bend Station	Big Bend	Transfer Facility	1.	477,634.00	423-2(b)	Col. (p), Total Transportation Charges (\$/Ton)	\$10.142	\$10.114	\$10.114	Transportation Rate Adjustment
19.	March 2002	Polk Station	Polk	Transfer Facility	1.	36,823.00	423-2(b)	Col. (p), Total Transportation Charges (\$/Ton)	\$13.204	\$13.176	\$13.176	Transportation Rate Adjustment
20.	March 2002	Gannon Station	Gannon	Transfer Facility	1.	210,104.00	423-2(b)	Col. (p), Total Transportation Charges (\$/Ton)	\$10.135	\$10.107	\$10.107	Transportation Rate Adjustment
21.	April 2002	Big Bend Station	Big Bend	Transfer Facility	1.	407,569.00	423-2(b)	Col. (p), Total Transportation Charges (\$/Ton)	\$10.331	\$10.318	\$10.318	Transportation Rate Adjustment
22.	April 2002	Polk Station	Polk	Transfer Facility	1.	51,140.00	423-2(b)	Col. (p), Total Transportation Charges (\$/Ton)	\$13.396	\$13.383	\$13.383	Transportation Rate Adjustment
23.	April 2002	Gannon Station	Gannon	Transfer Facility	1.	236,973.00	423-2(b)	Col. (p), Total Transportation Charges (\$/Ton)	\$10.326	\$10.313	\$10.313	Transportation Rate Adjustment
24.	May 2002	Big Bend Station	Big Bend	Transfer Facility	1.	344,203.00	423-2(b)	Col. (p), Total Transportation Charges (\$/Ton)	\$10.483	\$10.462	\$10.462	Transportation Rate Adjustment
25.	May 2002	Polk Station	Polk	Transfer Facility	1.	35,366.00	423-2(b)	Col. (p), Total Transportation Charges (\$/Ton)	\$13.543	\$13.522	\$13.522	Transportation Rate Adjustment

MONTHLY REPORT OF COST AND QUALITY OF COAL FOR ELECTRIC PLANTS
REPORT OF ADJUSTMENTS TO PREVIOUS COAL DELIVERED

1. Reporting Month: March Year: 2005

2. Reporting Company: Tampa Electric Company

3. Name, Title & Telephone Number of Contact Person Concerning Data
Submitted on this Form: Jeffrey Chronister, Assistant Controller
(813) 228 - 1609

4. Signature of Official Submitting Report: 
Jeffrey Chronister, Assistant Controller

5. Date Completed: May 13, 2005

Line No. (a)	Month Reported (b)	Form Plant Name (c)	Intended Generating Plant (d)	Supplier (e)	Original Line Number (f)	Old Volume Tons (g)	Form No. (h)	Column Designator & Title (i)	Old Value (j)	New Value (k)	Delivered Price Transfer Facility (\$/Ton) (l)	Reason for Revision (m)
26.	May 2002	Gannon Station	Gannon	Transfer Facility	1.	185,529.00	423-2(b)	Col. (p), Total Transportation Charges (\$/Ton)	\$10.472	\$10.452	\$10.452	Transportation Rate Adjustment
27.	June 2002	Big Bend Station	Big Bend	Transfer Facility	1.	359,327.00	423-2(b)	Col. (p), Total Transportation Charges (\$/Ton)	\$10.577	\$10.564	\$10.564	Transportation Rate Adjustment
28.	June 2002	Polk Station	Polk	Transfer Facility	1.	61,095.00	423-2(b)	Col. (p), Total Transportation Charges (\$/Ton)	\$13.636	\$13.623	\$13.623	Transportation Rate Adjustment
29.	June 2002	Gannon Station	Gannon	Transfer Facility	1.	223,422.00	423-2(b)	Col. (p), Total Transportation Charges (\$/Ton)	\$10.566	\$10.553	\$10.553	Transportation Rate Adjustment
30.	July 2002	Big Bend Station	Big Bend	Transfer Facility	1.	214,739.00	423-2(b)	Col. (p), Total Transportation Charges (\$/Ton)	\$10.220	\$10.343	\$10.343	Transportation Rate Adjustment
31.	July 2002	Polk Station	Polk	Transfer Facility	1.	59,872.00	423-2(b)	Col. (p), Total Transportation Charges (\$/Ton)	\$13.330	\$13.402	\$13.402	Transportation Rate Adjustment
32.	July 2002	Gannon Station	Gannon	Transfer Facility	1.	326,265.00	423-2(b)	Col. (p), Total Transportation Charges (\$/Ton)	\$10.214	\$10.336	\$10.336	Transportation Rate Adjustment
33.	August 2002	Big Bend Station	Big Bend	Transfer Facility	1.	255,139.00	423-2(b)	Col. (p), Total Transportation Charges (\$/Ton)	\$11.088	\$11.256	\$11.256	Transportation Rate Adjustment
34.	August 2002	Polk Station	Polk	Transfer Facility	1.	61,851.00	423-2(b)	Col. (p), Total Transportation Charges (\$/Ton)	\$14.199	\$14.367	\$14.367	Transportation Rate Adjustment
35.	August 2002	Gannon Station	Gannon	Transfer Facility	1.	129,443.00	423-2(b)	Col. (p), Total Transportation Charges (\$/Ton)	\$11.077	\$11.245	\$11.245	Transportation Rate Adjustment
36.	September 2002	Big Bend Station	Big Bend	Transfer Facility	1.	212,329.00	423-2(b)	Col. (p), Total Transportation Charges (\$/Ton)	\$10.615	\$10.689	\$10.689	Transportation Rate Adjustment
37.	September 2002	Polk Station	Polk	Transfer Facility	1.	41,927.00	423-2(b)	Col. (p), Total Transportation Charges (\$/Ton)	\$13.732	\$13.806	\$13.806	Transportation Rate Adjustment
38.	September 2002	Gannon Station	Gannon	Transfer Facility	1.	258,111.00	423-2(b)	Col. (p), Total Transportation Charges (\$/Ton)	\$10.608	\$10.682	\$10.682	Transportation Rate Adjustment
39.	October 2002	Big Bend Station	Big Bend	Transfer Facility	1.	234,214.00	423-2(b)	Col. (p), Total Transportation Charges (\$/Ton)	\$11.194	\$11.210	\$11.210	Transportation Rate Adjustment
40.	October 2002	Polk Station	Polk	Transfer Facility	1.	53,169.00	423-2(b)	Col. (p), Total Transportation Charges (\$/Ton)	\$14.336	\$14.323	\$14.323	Transportation Rate Adjustment
41.	October 2002	Gannon Station	Gannon	Transfer Facility	1.	197,863.00	423-2(b)	Col. (p), Total Transportation Charges (\$/Ton)	\$11.188	\$11.205	\$11.205	Transportation Rate Adjustment
42.	November 2002	Big Bend Station	Big Bend	Transfer Facility	1.	222,755.00	423-2(b)	Col. (p), Total Transportation Charges (\$/Ton)	\$10.856	\$10.909	\$10.909	Transportation Rate Adjustment
43.	November 2002	Polk Station	Polk	Transfer Facility	1.	45,910.00	423-2(b)	Col. (p), Total Transportation Charges (\$/Ton)	\$14.004	\$14.058	\$14.058	Transportation Rate Adjustment
44.	November 2002	Gannon Station	Gannon	Transfer Facility	1.	120,425.00	423-2(b)	Col. (p), Total Transportation Charges (\$/Ton)	\$10.851	\$10.905	\$10.905	Transportation Rate Adjustment
45.	December 2002	Big Bend Station	Big Bend	Transfer Facility	1.	195,833.00	423-2(b)	Col. (p), Total Transportation Charges (\$/Ton)	\$10.375	\$10.400	\$10.400	Transportation Rate Adjustment
46.	December 2002	Polk Station	Polk	Transfer Facility	1.	60,240.00	423-2(b)	Col. (p), Total Transportation Charges (\$/Ton)	\$13.519	\$13.544	\$13.544	Transportation Rate Adjustment
47.	December 2002	Gannon Station	Gannon	Transfer Facility	1.	119,774.00	423-2(b)	Col. (p), Total Transportation Charges (\$/Ton)	\$10.367	\$10.393	\$10.393	Transportation Rate Adjustment
48.	January 2003	Big Bend Station	Big Bend	Transfer Facility	1.	268,137.00	423-2(b)	Col. (p), Total Transportation Charges (\$/Ton)	\$10.696	\$10.675	\$10.675	Transportation Rate Adjustment
49.	January 2003	Polk Station	Polk	Transfer Facility	1.	41,465.00	423-2(b)	Col. (p), Total Transportation Charges (\$/Ton)	\$13.874	\$13.823	\$13.823	Transportation Rate Adjustment
50.	January 2003	Gannon Station	Gannon	Transfer Facility	1.	189,547.00	423-2(b)	Col. (p), Total Transportation Charges (\$/Ton)	\$10.690	\$10.669	\$10.669	Transportation Rate Adjustment


MONTHLY REPORT OF COST AND QUALITY OF COAL FOR ELECTRIC PLANTS
 REPORT OF ADJUSTMENTS TO PREVIOUS COAL DELIVERED

1. Reporting Month: March Year: 2005

2. Reporting Company: Tampa Electric Company

3. Name, Title & Telephone Number of Contact Person Concerning Data
 Submitted on this Form: Jeffrey Chronister, Assistant Controller
 (813) 228 - 1609

4. Signature of Official Submitting Report:



Jeffrey Chronister, Assistant Controller

5. Date Completed: May 13, 2005

Line No. (a)	Month Reported (b)	Form Plant Name (c)	Intended Generating Plant (d)	Supplier (e)	Original Line Number (f)	Old Volume Tons (g)	Form No. (h)	Column Designator & Title (i)	Old Value (j)	New Value (k)	Delivered Price Transfer Facility (\$/Ton) (l)	Reason for Revision (m)
51.	February 2003	Big Bend Station	Big Bend	Transfer Facility	1.	379,032.00	423-2(b)	Col. (p), Total Transportation Charges (\$/Ton)	\$10.710	\$10.833	\$10.833	Transportation Rate Adjustment
52.	February 2003	Polk Station	Polk	Transfer Facility	1.	37,932.00	423-2(b)	Col. (p), Total Transportation Charges (\$/Ton)	\$13.887	\$14.010	\$14.010	Transportation Rate Adjustment
53.	February 2003	Gannon Station	Gannon	Transfer Facility	1.	139,086.00	423-2(b)	Col. (p), Total Transportation Charges (\$/Ton)	\$10.705	\$10.829	\$10.829	Transportation Rate Adjustment
54.	March 2003	Big Bend Station	Big Bend	Transfer Facility	1.	380,465.00	423-2(b)	Col. (p), Total Transportation Charges (\$/Ton)	\$11.144	\$11.240	\$11.240	Transportation Rate Adjustment
55.	March 2003	Polk Station	Polk	Transfer Facility	1.	8,375.00	423-2(b)	Col. (p), Total Transportation Charges (\$/Ton)	\$14.322	\$14.419	\$14.419	Transportation Rate Adjustment
56.	March 2003	Gannon Station	Gannon	Transfer Facility	1.	199,496.00	423-2(b)	Col. (p), Total Transportation Charges (\$/Ton)	\$11.142	\$11.238	\$11.238	Transportation Rate Adjustment
57.	April 2003	Big Bend Station	Big Bend	Transfer Facility	1.	480,792.00	423-2(b)	Col. (p), Total Transportation Charges (\$/Ton)	\$11.780	\$11.465	\$11.465	Transportation Rate Adjustment
58.	April 2003	Polk Station	Polk	Transfer Facility	1.	34,730.00	423-2(b)	Col. (p), Total Transportation Charges (\$/Ton)	\$14.958	\$14.643	\$14.643	Transportation Rate Adjustment
59.	April 2003	Gannon Station	Gannon	Transfer Facility	1.	143,666.00	423-2(b)	Col. (p), Total Transportation Charges (\$/Ton)	\$11.777	\$11.463	\$11.463	Transportation Rate Adjustment
60.	May 2003	Big Bend Station	Big Bend	Transfer Facility	1.	439,617.00	423-2(b)	Col. (p), Total Transportation Charges (\$/Ton)	\$11.778	\$11.513	\$11.513	Transportation Rate Adjustment
61.	May 2003	Polk Station	Polk	Transfer Facility	1.	33,803.00	423-2(b)	Col. (p), Total Transportation Charges (\$/Ton)	\$15.055	\$14.789	\$14.789	Transportation Rate Adjustment
62.	May 2003	Gannon Station	Gannon	Transfer Facility	1.	76,388.00	423-2(b)	Col. (p), Total Transportation Charges (\$/Ton)	\$11.776	\$11.510	\$11.510	Transportation Rate Adjustment
63.	June 2003	Big Bend Station	Big Bend	Transfer Facility	1.	367,030.00	423-2(b)	Col. (p), Total Transportation Charges (\$/Ton)	\$11.713	\$11.739	\$11.739	Transportation Rate Adjustment
64.	June 2003	Polk Station	Polk	Transfer Facility	1.	72,656.00	423-2(b)	Col. (p), Total Transportation Charges (\$/Ton)	\$14.985	\$15.011	\$15.011	Transportation Rate Adjustment
65.	June 2003	Gannon Station	Gannon	Transfer Facility	1.	76,069.00	423-2(b)	Col. (p), Total Transportation Charges (\$/Ton)	\$11.710	\$11.736	\$11.736	Transportation Rate Adjustment
66.	July 2003	Big Bend Station	Big Bend	Transfer Facility	1.	282,461.00	423-2(b)	Col. (p), Total Transportation Charges (\$/Ton)	\$10.939	\$10.789	\$10.789	Transportation Rate Adjustment
67.	July 2003	Polk Station	Polk	Transfer Facility	1.	42,827.00	423-2(b)	Col. (p), Total Transportation Charges (\$/Ton)	\$14.217	\$14.067	\$14.067	Transportation Rate Adjustment
68.	July 2003	Gannon Station	Gannon	Transfer Facility	1.	76,017.00	423-2(b)	Col. (p), Total Transportation Charges (\$/Ton)	\$10.936	\$10.787	\$10.787	Transportation Rate Adjustment
69.	August 2003	Big Bend Station	Big Bend	Transfer Facility	1.	226,262.00	423-2(b)	Col. (p), Total Transportation Charges (\$/Ton)	\$11.600	\$11.474	\$11.474	Transportation Rate Adjustment
70.	August 2003	Polk Station	Polk	Transfer Facility	1.	61,839.00	423-2(b)	Col. (p), Total Transportation Charges (\$/Ton)	\$14.786	\$14.659	\$14.659	Transportation Rate Adjustment
71.	August 2003	Gannon Station	Gannon	Transfer Facility	1.	111,542.00	423-2(b)	Col. (p), Total Transportation Charges (\$/Ton)	\$11.588	\$11.462	\$11.462	Transportation Rate Adjustment
72.	September 2003	Big Bend Station	Big Bend	Transfer Facility	1.	281,757.00	423-2(b)	Col. (p), Total Transportation Charges (\$/Ton)	\$11.534	\$11.187	\$11.187	Transportation Rate Adjustment
73.	September 2003	Polk Station	Polk	Transfer Facility	1.	34,494.00	423-2(b)	Col. (p), Total Transportation Charges (\$/Ton)	\$14.727	\$14.380	\$14.380	Transportation Rate Adjustment
74.	September 2003	Gannon Station	Gannon	Transfer Facility	1.	103,303.00	423-2(b)	Col. (p), Total Transportation Charges (\$/Ton)	\$11.530	\$11.183	\$11.183	Transportation Rate Adjustment
75.	October 2003	Big Bend Station	Big Bend	Transfer Facility	1.	396,792.00	423-2(b)	Col. (p), Total Transportation Charges (\$/Ton)	\$12.041	\$11.833	\$11.833	Transportation Rate Adjustment


MONTHLY REPORT OF COST AND QUALITY OF COAL FOR ELECTRIC PLANTS
REPORT OF ADJUSTMENTS TO PREVIOUS COAL DELIVERED

1. Reporting Month: March Year: 2005

2. Reporting Company: Tampa Electric Company

3. Name, Title & Telephone Number of Contact Person Concerning Data
Submitted on this Form: Jeffrey Chronister, Assistant Controller
(813) 228 - 1609

4. Signature of Official Submitting Report



Jeffrey Chronister, Assistant Controller

5. Date Completed: May 15, 2005

Line No. (a)	Month Reported (b)	Form Plant Name (c)	Intended Generating Plant (d)	Supplier (e)	Original Line Number (f)	Old Volume Tons (g)	Form No. (h)	Column Designator & Title (i)	Old Value (j)	New Value (k)	Delivered Price Transfer Facility (\$/Ton) (l)	Reason for Revision (m)
76.	November 2003	Big Bend Station	Big Bend	Transfer Facility	1.	193,550.00	423-2(b)	Col. (p), Total Transportation Charges (\$/Ton)	\$11.957	\$11.502	\$11.502	Transportation Rate Adjustment
77.	November 2003	Polk Station	Polk	Transfer Facility	1.	56,496.00	423-2(b)	Col. (p), Total Transportation Charges (\$/Ton)	\$15.151	\$14.697	\$14.697	Transportation Rate Adjustment
78.	December 2003	Big Bend Station	Big Bend	Transfer Facility	1.	378,227.00	423-2(b)	Col. (m), Ocean Barge Rate (\$/Ton)	\$12.387	\$11.700	\$11.700	Transportation Rate Adjustment
79.	December 2003	Polk Station	Polk	Transfer Facility	1.	62,584.00	423-2(b)	Col. (m), Ocean Barge Rate (\$/Ton)	\$12.368	\$11.681	\$11.681	Transportation Rate Adjustment
80.	January 2004	Big Bend Station	Big Bend	Transfer Facility	1.	281,570.00	423-2(b)	Col. (m), Ocean Barge Rate (\$/Ton)	\$11.457	\$10.508	\$10.508	Transportation Rate Adjustment
81.	January 2004	Polk Station	Polk	Transfer Facility	1.	36,843.00	423-2(b)	Col. (m), Ocean Barge Rate (\$/Ton)	\$11.441	\$10.493	\$10.493	Transportation Rate Adjustment
82.	February 2004	Big Bend Station	Big Bend	Transfer Facility	1.	213,534.00	423-2(b)	Col. (m), Ocean Barge Rate (\$/Ton)	\$11.189	\$11.098	\$11.098	Transportation Rate Adjustment
83.	February 2004	Polk Station	Polk	Transfer Facility	1.	63,137.00	423-2(b)	Col. (m), Ocean Barge Rate (\$/Ton)	\$11.172	\$11.081	\$11.081	Transportation Rate Adjustment
84.	March 2004	Big Bend Station	Big Bend	Transfer Facility	1.	369,712.00	423-2(b)	Col. (m), Ocean Barge Rate (\$/Ton)	\$11.304	\$10.831	\$10.831	Transportation Rate Adjustment
85.	March 2004	Polk Station	Polk	Transfer Facility	1.	47,493.00	423-2(b)	Col. (m), Ocean Barge Rate (\$/Ton)	\$11.286	\$10.813	\$10.813	Transportation Rate Adjustment
86.	April 2004	Big Bend Station	Big Bend	Transfer Facility	1.	311,290.00	423-2(b)	Col. (m), Ocean Barge Rate (\$/Ton)	\$11.169	\$10.745	\$10.745	Transportation Rate Adjustment
87.	April 2004	Polk Station	Polk	Transfer Facility	1.	38,203.00	423-2(b)	Col. (m), Ocean Barge Rate (\$/Ton)	\$11.149	\$10.725	\$10.725	Transportation Rate Adjustment
88.	May 2004	Big Bend Station	Big Bend	Transfer Facility	1.	305,184.00	423-2(b)	Col. (m), Ocean Barge Rate (\$/Ton)	\$11.778	\$11.513	\$11.513	Transportation Rate Adjustment
89.	May 2004	Polk Station	Polk	Transfer Facility	1.	67,644.00	423-2(b)	Col. (m), Ocean Barge Rate (\$/Ton)	\$11.758	\$11.493	\$11.493	Transportation Rate Adjustment
90.	June 2004	Big Bend Station	Big Bend	Transfer Facility	1.	452,368.00	423-2(b)	Col. (m), Ocean Barge Rate (\$/Ton)	\$12.503	\$11.393	\$11.393	Transportation Rate Adjustment
91.	June 2004	Polk Station	Polk	Transfer Facility	1.	64,897.00	423-2(b)	Col. (m), Ocean Barge Rate (\$/Ton)	\$12.484	\$11.373	\$11.373	Transportation Rate Adjustment
92.	July 2004	Big Bend Station	Big Bend	Transfer Facility	1.	427,458.00	423-2(b)	Col. (m), Ocean Barge Rate (\$/Ton)	\$11.188	\$11.150	\$11.150	Transportation Rate Adjustment
93.	July 2004	Polk Station	Polk	Transfer Facility	1.	23,530.00	423-2(b)	Col. (m), Ocean Barge Rate (\$/Ton)	\$12.484	\$11.136	\$11.136	Transportation Rate Adjustment
94.	August 2004	Big Bend Station	Big Bend	Transfer Facility	1.	375,690.00	423-2(b)	Col. (m), Ocean Barge Rate (\$/Ton)	\$11.771	\$11.305	\$11.305	Transportation Rate Adjustment
95.	August 2004	Polk Station	Polk	Transfer Facility	1.	53,373.00	423-2(b)	Col. (m), Ocean Barge Rate (\$/Ton)	\$11.759	\$11.293	\$11.293	Transportation Rate Adjustment
96.	September 2004	Big Bend Station	Big Bend	Transfer Facility	1.	245,483.00	423-2(b)	Col. (m), Ocean Barge Rate (\$/Ton)	\$10.867	\$11.299	\$11.299	Transportation Rate Adjustment
97.	September 2004	Polk Station	Polk	Transfer Facility	1.	59,462.00	423-2(b)	Col. (m), Ocean Barge Rate (\$/Ton)	\$10.855	\$11.287	\$11.287	Transportation Rate Adjustment
98.	October 2004	Big Bend Station	Big Bend	Transfer Facility	1.	278,628.00	423-2(b)	Col. (m), Ocean Barge Rate (\$/Ton)	\$6.915	\$11.307	\$11.307	Transportation Rate Adjustment
99.	October 2004	Polk Station	Polk	Transfer Facility	1.	24,383.00	423-2(b)	Col. (m), Ocean Barge Rate (\$/Ton)	\$6.908	\$11.301	\$11.301	Transportation Rate Adjustment
100.	October 2004	Transfer Facility	Polk	SSM Petcoke	1.	34,833.97	423-2(a)	Col. (k), Quality Adjustments (\$/Ton)	\$0.000	(\$0.008)	\$22.448	Quality Adjustment


MONTHLY REPORT OF COST AND QUALITY OF COAL FOR ELECTRIC PLANTS
REPORT OF ADJUSTMENTS TO PREVIOUS COAL DELIVERED

1. Reporting Month: March Year: 2005

2. Reporting Company: Tampa Electric Company

3. Name, Title & Telephone Number of Contact Person Concerning Data
Submitted on this Form: Jeffrey Chronister, Assistant Controller
(813) 228 - 1809

4. Signature of Official Submitting Report:



Jeffrey Chronister, Assistant Controller

5. Date Completed: May 15, 2005

Line No. (a)	Month Reported (b)	Form Plant Name (c)	Intended Generating Plant (d)	Supplier (e)	Original Line Number (f)	Old Volume Tons (g)	Form No. (h)	Column Designator & Title (i)	Old Value (j)	New Value (k)	Delivered Price Transfer Facility (\$/Ton) (l)	Reason for Revision (m)
101.	November 2004	Big Bend Station	Big Bend	Transfer Facility	1.	287,998.00	423-2(b)	Col. (m), Ocean Barge Rate (\$/Ton)	\$11.530	\$11.050	\$11.050	Transportation Rate Adjustment
102.	November 2004	Big Bend Station	Polk	Transfer Facility	1.	64,303.00	423-2(b)	Col. (m), Ocean Barge Rate (\$/Ton)	\$22.934	\$11.047	\$11.047	Transportation Rate Adjustment
103.	November 2004	Transfer Facility	Big Bend	American Coal	4.	18,467.47	423-2(a)	Col. (k), Quality Adjustments (\$/Ton)	\$0.000	(\$0.570)	\$37.120	Quality Adjustment
104.	December 2004	Polk Station	Big Bend	Transfer Facility	1.	176,857.00	423-2(b)	Col. (m), Ocean Barge Rate (\$/Ton)	\$11.600	\$11.696	\$11.696	Transportation Rate Adjustment
105.	December 2004	Big Bend Station	Polk	Transfer Facility	1.	70,490.00	423-2(b)	Col. (m), Ocean Barge Rate (\$/Ton)	\$11.640	\$11.690	\$11.690	Transportation Rate Adjustment
106.	December 2004	Transfer Facility	Polk	SSM Petcoke	1.	27,395.53	423-2(a)	Col. (k), Quality Adjustments (\$/Ton)	\$0.000	(\$0.178)	\$21.720	Quality Adjustment
107.	February 2005	Transfer Facility	Big Bend	Emerald International	11.	10,932.56	423-2(a)	Col. (k), Quality Adjustments (\$/Ton)	\$0.000	\$2.040	\$46.540	Quality Adjustment
108.	February 2005	Transfer Facility	Polk	SSM Petcoke	1.	22,699.55	423-2(a)	Col. (k), Quality Adjustments (\$/Ton)	\$0.000	(\$0.210)	\$28.080	Quality Adjustment
109.	February 2005	Transfer Facility	Big Bend	Dodge Hill Mining	7.	43,554.40	423-2(a)	Col. (i), Retro-active Price Adjustment (\$/Ton)	\$0.000	\$0.160	\$41.090	Price Adjustment
110.	February 2005	Transfer Facility	Big Bend	Synthetic American Fuel	15.	48,496.10	423-2(a)	Col. (i), Retro-active Price Adjustment (\$/Ton)	\$0.000	\$0.154	\$38.984	Price Adjustment
111.	February 2005	Transfer Facility	Big Bend	Synthetic American Fuel	16.	3,373.00	423-2(a)	Col. (i), Retro-active Price Adjustment (\$/Ton)	\$0.000	\$0.154	\$38.904	Price Adjustment