



R. Wade Litchfield
Senior Attorney
Florida Authorized House Counsel
Florida Power & Light Company
700 Universe Boulevard
Juno Beach, FL 33408-0420
(561) 691-7135 (Facsimile)

June 30, 2005

Writer's Direct Dial:
(561) 691-7101

VIA HAND DELIVERY

Ms. Blanca S. Bayó, Director
Division of the Commission Clerk and
Administrative Services
Florida Public Service Commission
Betty Easley Conference Center, Room 110
2540 Shumard Oak Boulevard
Tallahassee, Florida 32399-0850

Re: Docket No. 050001-EI – Monthly Fuel Filings

Dear Ms. Bayó:

Enclosed herewith for filing are the original and five (5) copies of the following monthly fuel reports for FPL:

- (a) FPSC Forms 423-1, 423-1(a), and 423-1(b) for Florida Power & Light Company for the month of March 2005;
- (b) FPSC Forms 423-2, 423-2(a), and 423-2(b) for St. Johns River Power Park (SJRPP) for the month of March 2005; and
- (c) FPSC Forms 423-2, 423-2(a), and 423-2(b) for Plant Scherer for the month of February 2005.

FPL's Request for Confidential Classification of the information removed from FPL FPSC Form 423 1(a) and SJRPP FPSC Forms 423-2, 423-2(a), and 423-2(b) is being filed under separate cover. Should you have any questions regarding this filing, please contact me at (561) 691-7101.

Thank you for your attention to this matter, I remain,

Sincerely,

A handwritten signature in cursive script, appearing to read 'R. Wade Litchfield', is written over the typed name.

R. Wade Litchfield

RWL/ec
Enclosures
cc: Service List

Doc/423 Fuel Filing/March 2005

— FPL Group company

DOCUMENT NUMBER-DATE

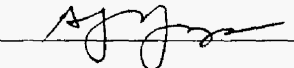
06212 JUN 30 05

FPSC-COMMISSION CLERK

MONTHLY REPORT OF COST AND QUALITY OF FUEL OIL FOR ELECTRIC PLANTS
ORIGIN, VOLUME, DELIVERED PRICE AND AS RECEIVED QUANTITY

1. REPORTING MONTH: MAR YEAR: 2005

2. REPORTING COMPANY: FLORIDA POWER & LIGHT COMPANY

3. NAME, TITLE TELEPHONE NUMBER OF CONTACT PERSON CONCERNING DATA
SUBMITTED ON THIS FORM: KORY DUBIN, REGULATORY AFFAIRS, (305) 552-4910.4. SIGNATURE OF OFFICIAL SUBMITTING REPORT: 

5. DATE COMPLETED: 05/05/2005

LINE NO	PLANT	SUPPLIER	SHIPPING POINT	PURCHASE TYPE	DELIVERY LOCATION	DELIVERY DATE	TYPE OIL	SULFUR (%)	BTU CONTENT (BTU / GAL)	VOLUME (BBLs)	PRICE (\$/BBL)
1	CAPE CANAVERAL	SHELL	BAHAMAS	MTC	PORT CANAVERAL	03/09/2005	F06	0.88	152119	170349	31.4960
2	MANATEE	SHELL	RIVER	MTC	PORT MANATEE	03/04/2005	F06	0.94	151500	170391	31.3960
3	MANATEE	SHELL	BAHAMAS	MTC	PORT MANATEE	03/31/2005	F06	1.00	152929	135034	35.7870
4	MARTIN	CONOCO	RIVER	S	PALM BEACH	03/01/2005	F06	0.96	152786	138346	31.4250
5	PT. EVERGLADES	CONOCO	BAHAMAS	S	PORT EVERGLADES	03/05/2005	F06	0.97	151000	81033	35.9490
6	TURKEY POINT	CONOCO	BAHAMAS	S	FISHER ISLAND	03/07/2005	F06	0.94	150952	64822	35.9490
7	MANATEE	SEMPRA	RIVER	S	PORT MANATEE	03/05/2005	F06	1.00	152381	148762	32.3880
8	MANATEE	SEMPRA	RIVER	S	PORT MANATEE	03/11/2005	F06	0.91	153310	148790	37.0240
9	PT. EVERGLADES	SEMPRA	RIVER	S	PORT EVERGLADES	03/05/2005	F06	0.99	151381	148504	32.0100
10	PT. EVERGLADES	SEMPRA	RIVER	S	PORT EVERGLADES	03/27/2005	F06	0.95	153071	148646	36.3690
11	SANFORD	SEMPRA	RIVER	S	JACKSONVILLE	03/15/2005	F06	0.94	153429	64834	37.2650
12	TURKEY POINT	SEMPRA	RIVER	S	FISHER ISLAND	03/17/2005	F06	0.96	153548	84300	37.2650
13	CAPE CANAVERAL	SHELL	BAHAMAS	S	PORT CANAVERAL	03/28/2005	F06	0.90	151143	170679	35.8870
14	RIVIERA	SHELL	RIVER	S	RIVIERA	03/08/2005	F06	0.98	151095	134835	31.2860
15	RIVIERA	SHELL	BAHAMAS	S	RIVIERA	03/25/2005	F06	0.92	152214	119386	35.7870
16	MARTIN	PORT	NA-TRUCK DELIVERY			03/26/2005	F03	N/A	N/A	24889	71.2100
17	PT. EVERGLADES	AMERIGAS	NA-TRUCK DELIVERY	STC		03/11/2005	PRO	N/A	N/A	8	59.1160
18	PT. EVERGLADES	AMERIGAS	NA-TRUCK DELIVERY	STC		03/24/2005	PRO	N/A	N/A	5	59.1160
19	TURKEY POINT	AMERIGAS	NA-TRUCK DELIVERY	STC		03/18/2005	PRO	N/A	N/A	6	77.2800
20	RIVIERA	FERRELL	NA-TRUCK DELIVERY	STC		03/07/2005	PRO	N/A	N/A	7	61.4030
21	RIVIERA	FERRELL	NA-TRUCK DELIVERY	STC		03/11/2005	PRO	N/A	N/A	4	61.4030
22	RIVIERA	FERRELL	NA-TRUCK DELIVERY	STC		03/18/2005	PRO	N/A	N/A	7	63.1680
23	RIVIERA	FERRELL	NA-TRUCK DELIVERY	STC		03/25/2005	PRO	N/A	N/A	7	63.1680
24	MANATEE	SUBURBAN	NA-TRUCK DELIVERY	STC		03/29/2005	PRO	N/A	N/A	23	58.9700
25	CAPE CANAVERAL	SUBURBAN	NA-TRUCK DELIVERY	STC		03/09/2005	PRO	N/A	N/A	7	54.7680

MONTHLY REPORT OF COST AND QUALITY OF FUEL OIL FOR ELECTRIC PLANTS
 DETAIL OF INVOICE AND TRANSPORTATION CHARGES

FPSC FORM NO. 423-1 (a)

1. REPORTING MONTH: MAR YEAR: 2005

2. REPORTING COMPANY: FLORIDA POWER LIGHT COMPANY

3. NAME, TITLE, TELEPHONE NUMBER OF CONTACT PERSON CONCERNING DATA
 SUBMITTED ON THIS FORM: KORY DUBIN, REGULATORY AFFAIRS, (305) 552-4910.

4. SIGNATURE OF OFFICIAL SUBMITTING REPORT: *[Signature]*

5. DATE COMPLETED: 05/05/2005

EDITED COPY

(A)	(B)	(C)	(D)	(E)	(F)	(G)	(H)	(I)	(J)	(K)	(L)	(M)	(N)	(O)	(P)	(Q)	(R)
LINE NO.	PLANT	SUPPLIER	DELIVERY LOCATION	DELIVERY DATE	TYPE OIL	VOLUME (BBL)	INVOICE PRICE (\$/BBL)	INVOICE AMOUNT (\$)	DISCOUNT (\$)	NET AMOUNT (\$)	NET PRICE (\$/BBL)	QUALITY ADJUST. (\$/BBL)	EFFECTIVE PUR PRICE (\$/BBL)	TRANSP TO TERM (\$/BBL)	ADDITIONAL TRANS CHGS (\$/BBL)	OTHER CHGS (\$/BBL)	DELIVERED PRICE (\$/BBL)
1	PCC	SHELL	PORT CANAVERAL	03/09/2005	F06	170349								0.0000			32.0525
2	PMT	SHELL	PORT MANATEE	03/04/2005	F06	170391								0.0000			31.6317
3	PMT	SHELL	PORT MANATEE	03/31/2005	F06	135034								0.0000			36.0227
4	PMR	CONOCO	PALM BEACH	03/01/2005	F06	138346								0.0000			31.8629
5	PPE	CONOCO	PORT EVERGLADES	03/05/2005	F06	81033								0.0000			36.1932
6	PTF	CONOCO	FISHER ISLAND	03/07/2005	F06	64822								0.0000			36.7319
7	PMT	SEMPRA	PORT MANATEE	03/05/2005	F06	148762								0.0000			32.6237
8	PMT	SEMPRA	PORT MANATEE	03/11/2005	F06	148790								0.0000			37.2597
9	PPE	SEMPRA	PORT EVERGLADES	03/05/2005	F06	148504								0.0000			32.2542
10	PPE	SEMPRA	PORT EVERGLADES	03/27/2005	F06	148646								0.0000			36.6132
11	PSN	SEMPRA	JACKSONVILLE	03/15/2005	F06	64834								0.0000			38.5321
12	PTF	SEMPRA	FISHER ISLAND	03/17/2005	F06	84300								0.0000			38.0479
13	PCC	SHELL	PORT CANAVERAL	03/28/2005	F06	170679								0.0000			36.4435
14	PRV	SHELL	RIVIERA	03/08/2005	F06	134835								0.0000			31.4780
15	PRV	SHELL	RIVIERA	03/25/2005	F06	119386								0.0000			35.9790
16	PMR	PORT		03/26/2005	F03	24889								0.0000			71.2100
17	PPE	AMERIGAS		03/11/2005	PRO	8	59.1160	473	0	473	59.1160	0.0000	59.1160	0.0000	0.0000	0.0000	59.1160
18	PPE	AMERIGAS		03/24/2005	PRO	5	59.1160	296	0	296	59.1160	0.0000	59.1160	0.0000	0.0000	0.0000	59.1160
19	PTF	AMERIGAS		03/18/2005	PRO	6	77.2800	464	0	464	77.2800	0.0000	77.2800	0.0000	0.0000	0.0000	77.2800
20	PRV	FERRELL		03/07/2005	PRO	7	61.4030	430	0	430	61.4030	0.0000	61.4030	0.0000	0.0000	0.0000	61.4030
21	PRV	FERRELL		03/11/2005	PRO	4	61.4030	246	0	246	61.4030	0.0000	61.4030	0.0000	0.0000	0.0000	61.4030
22	PRV	FERRELL		03/18/2005	PRO	7	63.1680	442	0	442	63.1680	0.0000	63.1680	0.0000	0.0000	0.0000	63.1680
23	PRV	FERRELL		03/25/2005	PRO	7	63.1680	442	0	442	63.1680	0.0000	63.1680	0.0000	0.0000	0.0000	63.1680
24	PMT	SUBURBAN		03/29/2005	PRO	23	58.9700	1,356	0	1,356	58.9700	0.0000	58.9700	0.0000	0.0000	0.0000	58.9700
25	PCC	SUBURBAN		03/09/2005	PRO	7	54.7680	383	0	383	54.7680	0.0000	54.7680	0.0000	0.0000	0.0000	54.7680

MONTHLY REPORT OF COST AND QUALITY OF FUEL OIL FOR ELECTRIC PLANTS
 REPORT OF ADJUSTMENTS TO PREVIOUS OIL DELIVERIES

FPSC FORM NO. 423-1(b)

1. REPORTING MONTH: MARCH YEAR: 2005

3. NAME, TITLE, & TELEPHONE NUMBER OF CONTACT PERSON CONCERNING DATA
 SUBMITTED ON THIS FORM: RITA McLELLAN, REGULATORY AFFAIRS,

2. REPORTING COMPANY: FLORIDA POWER & LIGHT COMPANY

4. SIGNATURE OF OFFICIAL SUBMITTING REPORT: 

5. DATE COMPLETE 5/6/2005

LINE NO.	MONTH REPORTED	FORM PLANT NAME	SUPPLIER	ORIGINAL LINE NUMBER	OLD VOLUME (BBLs)	FORM NO.	COLUMN DESIGNATOR & TITLE	OLD VALUE	NEW VALUE	NEW DELIVERED PRICE (\$/BBL)	REASON FOR REVISION
(A)	(B)	(C)	(D)	(E)	(F)	(G)	(H)	(I)	(J)	(K)	(L)
1	NONE										


**MONTHLY REPORT OF COST AND QUALITY OF COAL FOR ELECTRIC PLANTS
ORIGIN, TONNAGE, DELIVERED PRICE AND AS RECEIVED QUALITY**

1. Report For Month/Yr: **March 2005**

2. Reporting Company: **Florida Power & Light**

3. Plant Name: **St. Johns River Power Park (SJRPP)**

4. Name, Title & Telephone Number of Contact
Person Concerning Data Submitted on this Form: **Korel M. Dubin (305-552-4910)**

5. Signature of Official Submitting Report: 

6. Date Completed: **April 8, 2005**

Line No.	Supplier Name	Mine Location	Purchase Type	Transportation Mode	Tons	Effective Purchase Price (\$/Ton)	Total Trans Cost (\$/Ton)	FOB Plant Price (\$/Ton)	As Received Coal Quality			
									Sulfur Content (%)	Btu Content (%)	Ash Content (%)	Moisture Content (%)
(a)	(b)	(c)	(d)	(e)	(f)	(g)	(h)	(i)	(j)	(k)	(l)	(m)
1	Coal Marketing Company	45,IM,999	LTC	OC	30,834			39.79	0.67	11,266	9.97	11.30
2	DTE Clover, LLC	08,KY,095	LTC	UR	18,378			50.52	1.20	12,670	8.71	6.71

EDITED COPY

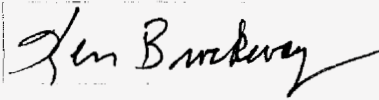
MONTHLY REPORT OF COST AND QUALITY OF COAL FOR ELECTRIC PLANTS
 DETAIL OF INVOICE PURCHASE PRICE

1. Report For Month/Yr: **March 2005**

2. Reporting Company: **Florida Power & Light**

3. Plant Name: **St. Johns River Power Park (SJRPP)**

4. Name, Title & Telephone Number of Contact
 Person Concerning Data Submitted on this Form: **Korel M. Dubin (305-552-4910)**

5. Signature of Official Submitting Report: 

6. Date Completed: **April 8, 2005**

Line No.	Supplier Name	Mine Location	Purchase Type	Tons	FOB Mine Price (\$/Ton)	Short Haul & Loading Charge	Original Invoice Price (\$/Ton)	Retro-active Price Increases (\$/Ton)	Base Price (\$/Ton)	Quality Adjustments (\$/Ton)	Effective Purchase Price (\$/Ton)
(a)	(b)	(c)	(d)	(e)	(f)	(g)	(h)	(i)	(j)	(k)	(l)
1	Coal Marketing Company	45,IM,999	LTC	30,834		0.00		0.00		0.00	
2	DTE Clover, LLC	08,KY,095	LTC	18,378		0.00		0.00		0.00	

EDITED COPY

**MONTHLY REPORT OF COST AND QUALITY OF COAL FOR ELECTRIC PLANTS
DETAIL OF TRANSPORTATION CHARGES**

1. Report For Month/Yr: **March 2005**

4. Name, Title & Telephone Number of Contact
Person Concerning Data Submitted on this Form: **Korel M. Dubin (305-552-4910)**

2. Reporting Company: **Florida Power & Light**

5. Signature of Official Submitting Report:



3. Plant Name: **St. Johns River Power Park (SJRPP)**

6. Date Completed: **April 8, 2005**

Line No.	Supplier Name	Mine Location	Shipping Point	Transportation Mode	Tons	Effective Purchase Price (\$/Ton)	Short Haul & Loading Charge (\$/Ton)	Rail Charges		Waterborne Charges					Total Transport Charges (\$/Ton)	FOB Plant Price (\$/Ton)
								Rail Rate (\$/Ton)	Other Rail Charges (\$/Ton)	River Barge Rate (\$/Ton)	Trans-loading Rate (\$/Ton)	Ocean Barge Rate (\$/Ton)	Other Water Charges (\$/Ton)	Related Charges (\$/Ton)		
(a)	(b)	(c)	(d)	(e)	(f)	(g)	(h)	(i)	(j)	(k)	(l)	(m)	(n)	(o)	(p)	(q)
1	Coal Marketing Company	45,IM,999	EL CERREJON	OC	30,834		0.00		0.00	0.00	0.00	0.00	0.00	0.00		39.79
2	DTE Clover, LLC	08,KY,095	CLOVER DTE	UR	18,378		0.00		0.00	0.00	0.00	0.00	0.00	0.00		50.52

EDITED COPY

**MONTHLY REPORT OF COST AND QUALITY OF COAL FOR ELECTRIC PLANTS
ORIGIN, TONNAGE, DELIVERED PRICE, AND AS RECEIVED QUALITY**

1. Reporting Month: **February** Year: **2005** 4. Name, Title & Telephone Number of Contact Person Concerning Data Submitted on this Form: **Korel M. Dubin (305) 552-4910**

2. Reporting Company: **FLORIDA POWER & LIGHT COMPANY**

3. Plant Name: **R.W.SCHERER** 5. Signature of Official Submitting Report:

6. Date Completed: **11-Jun-05**

<u>Line No.</u> (a)	<u>Supplier Name</u> (b)	<u>Mine Location</u> (c)	<u>Purchase Type</u> (d)	<u>Transport Mode</u> (e)	<u>Tons</u> (f)	<u>Purchase Price (\$/Ton)</u> (g)	<u>Effective Transport Charges (\$/Ton)</u> (h)	<u>Total FOB Plant Price (\$/Ton)</u> (i)	<u>Sulfur Content (%)</u> (j)	<u>Btu Content (Btu/lb)</u> (k)	<u>Ash Content (%)</u> (l)	<u>Moisture Content (%)</u> (m)
(1)	ARCH COAL SALES	19/WY/5	S	UR	2,594.11	6.793	21.67	28.463	0.32	8,797	5.27	27.30
(2)	KENNECOTT COAL SALES	19/WY/5	S	UR	8,155.70	6.514	20.90	27.414	0.41	8,692	5.63	27.82
(3)	KENNECOTT COAL SALES	19/WY/5	S	UR	55,727.97	7.739	20.38	28.119	0.25	8,841	5.62	25.86
(4)	ARCH COAL SALES	19/WY/5	S	UR	16,650.99	6.868	20.48	27.348	0.29	8,901	5.35	26.49
(5)	KENNECOTT COAL SALES	19/WY/5	S	UR	78,486.68	6.390	20.47	26.860	0.41	8,733	5.40	27.73
(6)	POWDER RIVER COAL	19/WY/5	S	UR	31,339.35	8.583	20.55	29.133	0.20	8,825	4.52	26.90
(7)	ARCH COAL SALES	19/WY/5	S	UR	58,137.75	6.864	20.53	27.394	0.32	8,896	5.49	26.49

**MONTHLY REPORT OF COST AND QUALITY OF COAL FOR ELECTRIC PLANTS
DETAILED PURCHASED COAL INVOICE INFORMATION**

1. Reporting Month: **February** Year: **2005**
 2. Reporting Company: **FLORIDA POWER & LIGHT COMPANY**
 3. Plant Name: **R.W.SCHERER**

4. Name, Title & Telephone Number of Contact Person Concerning Data
 Submitted on this Form: Korel M. Dubin
 (305) 552-4910
 5. Signature of Official Submitting Report: *Kenneth Brookway*
 6. Date Completed: 11-Jun-05

<u>Line No.</u>	<u>Supplier Name</u>	<u>Mine Location</u>	<u>Purch. Type</u>	<u>Tons</u>	<u>FOB Mine Price (\$/Ton)</u>	<u>Shorthaul & Loading Charges (\$/Ton)</u>	<u>Original Invoice Price (\$/Ton)</u>	<u>Retroactive Price Increase (\$/Ton)</u>	<u>Base Price (\$/Ton)</u>	<u>Quality Adjustments (\$/Ton)</u>	<u>Effective Purchase Price (\$/Ton)</u>
(a)	(b)	(c)	(d)	(e)	(f)	(g)	(h)	(i)	(j)	(k)	(l)
(1)	ARCH COAL SALES	19/WY/5	S	2,594.11	6.795	-	6.795	-	6.795	(0.002)	6.793
(2)	KENNECOTT COAL SALES	19/WY/5	S	8,155.70	6.538	-	6.538	-	6.538	(0.024)	6.514
(3)	KENNECOTT COAL SALES	19/WY/5	S	55,727.97	7.704	-	7.704	-	7.704	0.035	7.739
(4)	ARCH COAL SALES	19/WY/5	S	16,650.99	6.795	-	6.795	-	6.795	0.073	6.868
(5)	KENNECOTT COAL SALES	19/WY/5	S	78,486.68	6.367	-	6.367	-	6.367	0.023	6.390
(6)	POWDER RIVER COAL	19/WY/5	S	31,339.35	8.560	-	8.560	-	8.560	0.023	8.583
(7)	ARCH COAL SALES	19/WY/5	S	58,137.75	6.795	-	6.795	-	6.795	0.069	6.864

**MONTHLY REPORT OF COST AND QUALITY OF COAL FOR ELECTRIC PLANTS
DETAILED TRANSPORTATION INVOICE INFORMATION**

1. Reporting Month: **February** Year: **2005**
 2. Reporting Company: **FLORIDA POWER & LIGHT COMPANY**
 3. Plant Name: **R.W.SCHERER**

4. Name, Title & Telephone Number of Contact Person Concerning Data
 Submitted on this Form: Korel M. Dubin
 (305) 552-4910

5. Signature of Official Submitting Report:



6. Date Completed: 11-Jun-05

Line No. (a)	Supplier Name (b)	Mine Location (c)	Shipping Point (d)	Transport Mode (e)	Tons (f)	Effective Purchase Price (\$/Ton) (g)	Additional Shorthaul & Loading Charges (\$/Ton) (h)	Rail Charges		Waterborne Charges					Total Transportation Charges (\$/Ton) (p)	FOB Plant Price (\$/Ton) (q)
								Rail Rate (\$/Ton) (i)	Other Rail Charges (\$/Ton) (j)	River Barge Rate (\$/Ton) (k)	Trans-loading Rate (\$/Ton) (l)	Ocean Barge Rate (\$/Ton) (m)	Other Water Charges (\$/Ton) (n)	Other Related Charges (\$/Ton) (o)		
(1)	ARCH COAL SALES	19/WY/5	THUNDER JCT, WY	UR	2,594.11	6.793	-	21.67	-	-	-	-	-	-	21.67	28.463
(2)	KENNECOTT COAL SALES	19/WY/5	JACOBS JCT, WY	UR	8,155.70	6.514	-	20.90	-	-	-	-	-	-	20.90	27.414
(3)	KENNECOTT COAL SALES	19/WY/5	CONVERSE JCT, WY	UR	55,727.97	7.739	-	20.38	-	-	-	-	-	-	20.38	28.119
(4)	ARCH COAL SALES	19/WY/5	THUNDER JCT, WY	UR	16,650.99	6.868	-	20.48	-	-	-	-	-	-	20.48	27.348
(5)	KENNECOTT COAL SALES	19/WY/5	JACOBS JCT, WY	UR	78,486.68	6.390	-	20.47	-	-	-	-	-	-	20.47	26.860
(6)	POWDER RIVER COAL	19/WY/5	NACCO JCT, WY	UR	31,339.35	8.583	-	20.55	-	-	-	-	-	-	20.55	29.133
(7)	ARCH COAL SALES	19/WY/5	THUNDER JCT, WY	UR	58,137.75	6.864	-	20.53	-	-	-	-	-	-	20.53	27.394

CERTIFICATE OF SERVICE

I, THE UNDERSIGNED COUNSEL, HEREBY CERTIFY that copies of Florida Power & Light Company's forms 423-1, 423-1(a) edited, and 423-1(b) for the month of March, 2005, copies of St. Johns River Power Park edited forms 423-2, 423-2(a), and 423-2(b) for the month of March, 2005; and copies of Plant Scherer forms 423-2, 423-2(a), and 423-2(b) for the month of February, 2005 have been served via first class mail, postage prepaid to the parties listed below, this 30th day of June, 2005

Adrienne Vining, Esq.
Division of Legal Services
Florida Public Service Commission
2540 Shumard Oak Blvd.
Tallahassee, Florida 32399-0850

Lee L. Willis, Esq.
James D. Beasley, Esq.
Ausley & McMullen
Attorneys for TECO
P.O. Box 391
Tallahassee, Florida 32302

Patricia Christensen, Esq.
Office of Public Counsel
111 West Madison Street
Room 812
Tallahassee, Florida 32399


James A. McGee, Esq.
Progress Energy Florida, Inc.
P.O. Box 14042
St. Petersburg, Florida 33733

Norman H. Horton, Esq.
Floyd R. Self, Esq.
Messer, Caparello & Self
Attorneys for FPUC
P.O. Box 1876
Tallahassee, Florida 32302-1876

Joseph A. McGlothlin, Esq.
Vicki Gordon Kaufman, Esq.
McWhirter, Reeves, McGlothlin,
Davidson, et al.
Attorneys for FIPUG
117 South Gadsden Street
Tallahassee, Florida 32301

John W. McWhirter, Jr., Esq.
McWhirter, Reeves, McGlothlin,
Davidson, et al.
Attorneys for FIPUG
400 North Tampa Street, Suite 2450
Tampa, Florida 33602

Jeffrey A. Stone, Esq.
Russell A. Badders, Esq.
Beggs & Lane
Attorneys for Gulf Power
P.O. Box 12950
Pensacola, Florida 32591-2950


R. Wade Litchfield