

ORIGINAL

REDACTED

Exhibit B

040029-EG  
040660-EG

REDACTED DOCUMENTS

CMP \_\_\_\_\_  
COM \_\_\_\_\_  
CTR \_\_\_\_\_  
ECR \_\_\_\_\_  
GCL \_\_\_\_\_  
OPC \_\_\_\_\_  
RCA \_\_\_\_\_  
SCR \_\_\_\_\_  
SGA \_\_\_\_\_  
SEC 1 \_\_\_\_\_  
OTH \_\_\_\_\_

DOCUMENT NUMBER-DATE

08440 SEP-6 58

FPOC COMMISSION CLERK

1 A Partnership in Meeting New  
2 Homebuyers' Desire for an  
3 Energy-Efficient Home

4 FPL BuildSmart® and [REDACTED]

REDACTED



FPL

BuildSmart®

DOCUMENT NUMBER-07  
08440 SEP-6

# Topics

- Benefits of energy efficiency in new home construction
- Typical features of an energy efficient BuildSmart home
- Overview of FPL BuildSmart Program
  - FPL's commitment to supporting builders of energy efficient homes



**BuildSmart<sup>®</sup>**

# Benefits of Energy Efficiency

- Long-term energy cost savings
- Greater comfort and cleaner indoor air with high-performance cooling and heating systems and sealed air ducts
- Conservation of natural resources
- Helps to lessen the need for costly, new power plants



**BuildSmart<sup>®</sup>**

# Typical Energy Efficient Features of a BuildSmart Home

- High efficiency air conditioning
  - 12 SEER or greater systems with programmable thermostats
- High efficiency water heater
- R30 Ceiling Insulation
- Quality-constructed air conditioning ductwork
- Pre-wired for ceiling fans



**BuildSmart**<sup>®</sup>

# FPL BuildSmart Overview

## Built to a Higher Standard

### Program Overview

How does BuildSmart work?

### BuildSmart in 3 Steps:

1. Plans Review
2. Energy Analysis
3. Home Inspection & Certification



# FPL BuildSmart Overview

- FPL's certification program for energy efficient new homes
- Certifies individual homes, and communities
- ◆ BuildSmart homes are “Built to a Higher Standard” and exceed Florida's energy code minimum requirements
- ◆ Achieves resource conservation and long term energy cost savings through energy efficient home construction



# FPL BuildSmart Benefits

- ◆ Homeowners achieve long term savings on energy bills
- ◆ Research shows that consumers get peace of mind from FPL certification
- ◆ FPL uses state-certified energy raters to inspect and performance test participating homes
- ◆ Using third party certification demonstrates the builder's attention to detail and commitment to quality



**FPL**

**BuildSmart<sup>®</sup>**



# FPL BuildSmart

## How does it work?

- ◆ Flexible, because it's performance based
- ◆ Builder can install simple, prescriptive measures or use a wide range of available measures that achieve an energy score (e-ratio) .80 or lower



**BuildSmart<sup>®</sup>**

# BuildSmart Process: 3 Steps

- 1. Plans Review** - FPL Energy Experts review the plans of your most popular models. We'll help identify the cost-effective path to making the homes BuildSmart.
- 2. Energy Calculations (e-Ratio)** - FPL calculates future energy savings based on the BuildSmart package(s) you plan to offer.




**BuildSmart<sup>®</sup>**

# BuildSmart Process: 3 Steps

## 3. Inspection and Certification

FPL inspects every BuildSmart home.



Our Energy Experts verify that energy upgrades are in place, visually inspect workmanship of air-conditioning ductwork and performance test selected duct systems to ensure quality workmanship and minimal conditioned air leaks.



FPL®

**BuildSmart**®

# BuildSmart Program Redesign

- Proposed Program Changes (pending regulatory approval)
  - Eliminate program participation fees
  - Allow for “prescriptive” measures - high efficiency air conditioning, extra insulation and high quality air conditioning ductwork installation
  - Allow single family attached homes to participate
  - Increase marketing and promotion of Program to prospective homebuyers through BuildSmart builder partnerships
  - Partner with ENERGY STAR® and HERS raters to provide enhanced levels of builder support and promotional incentives (\$50 promotional incentive per ENERGY STAR/BuildSmart home)



**FPL**<sup>®</sup>

**BuildSmart**<sup>®</sup>



1 A Partnership in Meeting  
2 Homebuyers' Desire for an  
3 Energy-Efficient New Home

4 FPL BuildSmart® and [REDACTED]



FPL<sup>®</sup>

BuildSmart<sup>®</sup>

# Topics

- Benefits of energy efficiency in new home construction
- Typical features of an energy efficient BuildSmart home
- Overview of FPL BuildSmart Program
  - FPL's commitment to supporting builders of energy efficient homes



**FPL**<sup>®</sup>

**BuildSmart**<sup>®</sup>

# Benefits of Energy Efficiency

- Long-term energy cost savings
- Greater comfort and cleaner indoor air with high-performance cooling and heating systems and sealed air ducts
- Conservation of natural resources
- Helps to lessen the need for costly, new power plants



**BuildSmart<sup>®</sup>**



# Typical Energy Efficient Features of a BuildSmart Home

- High efficiency air conditioning
  - 12 SEER or greater systems with programmable thermostats
- High efficiency water heater
- R30 Ceiling Insulation
- Quality-constructed air conditioning ductwork
- Pre-wired for ceiling fans



**BuildSmart**<sup>®</sup>

# FPL BuildSmart Overview

## Built to a Higher Standard

### **Program Overview**

How does BuildSmart work?

### **BuildSmart in 3 Steps:**

1. Plans Review
2. Energy Analysis
3. Home Inspection & Certification



# FPL BuildSmart Overview

- ◆ FPL's certification program for energy efficient new homes
- ◆ Certifies individual homes, and communities
- ◆ BuildSmart homes are “Built to a Higher Standard” and exceed Florida's energy code minimum requirements
- Achieves resource conservation and long term energy cost savings through energy efficient home construction



**FPL**<sup>®</sup>

**BuildSmart**<sup>®</sup>

# FPL BuildSmart Benefits

- ◆ Homeowners achieve long term savings on energy bills
- ◆ Research shows that consumers get peace of mind from FPL certification
- ◆ FPL uses state-certified energy raters to inspect and performance test participating homes
- ◆ Using third party certification demonstrates the builder's attention to detail and commitment to quality



**FPL**<sup>®</sup>

**BuildSmart**<sup>®</sup>

# FPL BuildSmart

## How does it work?

- ◆ Flexible, because it's performance based
- ◆ Builder can install simple, prescriptive measures or use a wide range of available measures that achieve an energy score (e-ratio) .80 or lower



**BuildSmart**<sup>®</sup>

# BuildSmart Process: 3 Steps

- 1. Plans Review** - FPL Energy Experts review the plans of your most popular models. We'll help identify the cost-effective path to making the homes BuildSmart.
- 2. Energy Calculations (e-Ratio)** - FPL calculates future energy savings based on the BuildSmart package(s) you plan to offer.




**BuildSmart**<sup>®</sup>

# BuildSmart Process: 3 Steps

## 3. Inspection and Certification

FPL inspects every BuildSmart home.




Our Energy Experts verify that energy upgrades are in place, visually inspect workmanship of air-conditioning ductwork and performance test selected duct systems to ensure quality workmanship and minimal conditioned air leaks.



**BuildSmart**<sup>®</sup>

# BuildSmart Program Redesign

- 1 • Proposed Program Changes (pending regulatory approval)
- 2 • Eliminate program participation fees
- 3 • Allow for “prescriptive” measures - high efficiency air conditioning,  
4 extra insulation and high quality air conditioning ductwork installation
- 5 • Allow single family attached homes to participate
- 6 • Increase marketing and promotion of Program to prospective  
7 homebuyers through BuildSmart builder partnerships
- 8 • Partner with builder to develop custom marketing collateral (for example,  
9  Green Building DVD)



FPL<sup>®</sup>

BuildSmart<sup>®</sup>