



R. Wade Litchfield
Associate General Counsel
Regulatory
Florida Power & Light Company
700 Universe Boulevard
Juno Beach, FL 33408-0420
(561) 691-7101
(561) 691-7135 (Facsimile)

December 5, 2005

VIA HAND DELIVERY

Ms. Blanca S. Bayó, Director
Division of the Commission Clerk and
Administrative Services
Florida Public Service Commission
Betty Easley Conference Center, Room 110
2540 Shumard Oak Boulevard
Tallahassee, Florida 32399-0850

Re: **Docket No. 050001-EI – Monthly Fuel Filings**

Dear Ms. Bayó:

Enclosed herewith for filing are the original and five (5) copies of the following monthly fuel reports for FPL:

- (a) FPSC Forms 423-1, 423-1(a), and 423-1(b) for Florida Power & Light Company for the month of August 2005;
- (b) FPSC Forms 423-2, 423-2(a), and 423-2(b) for St. Johns River Power Park (SJRPP) for the month of August 2005; and
- (c) FPSC Forms 423-2, 423-2(a), and 423-2(b) for Plant Scherer for the month of July 2005.

FPL's Request for Confidential Classification of the information removed from FPL FPSC Form 423 1(a) and SJRPP FPSC Forms 423-2, 423-2(a), and 423-2(b) is being filed under separate cover. Should you have any questions regarding this filing, please contact me at (561) 691-7101.

Thank you for your attention to this matter, I remain,

Sincerely,

R. Wade Litchfield

RWL/ec
Enclosures
cc: Service List

Doc/423 Fuel Filing/August 2005

an FPL Group company

DOCUMENT NUMBER-DATE

11422 DEC-5 05

FPSC-COMMISSION CLERK

FPSC FORM NO. 423-1

MONTHLY REPORT OF COST AND QUALITY OF FUEL OIL FOR ELECTRIC PLANTS
ORIGIN, VOLUME, DELIVERED PRICE AND AS RECEIVED QUANTITY

1. REPORTING MONTH: AUG YEAR: 2005

2. REPORTING COMPANY: FLORIDA POWER LIGHT COMPANY

3. NAME, TITLE TELEPHONE NUMBER OF CONTACT PERSON CONCERNING DATA
SUBMITTED ON THIS FORM: KORY DUBIN, REGULATORY AFFAIRS, (305) 552-4910.4. SIGNATURE OF OFFICIAL SUBMITTING REPORT: 

5. DATE COMPLETED: 11/14/2005

LINE NO	PLANT	SUPPLIER	SHIPPING POINT	PURCHASE TYPE	DELIVERY LOCATION	DELIVERY DATE	TYPE OIL	SULFUR (%)	BTU CONTENT (BTU / GAL)	VOLUME (BBLs)	DELIVERED PRICE (\$/BBL)
1	MARTIN	SHELL	RIVER	MTC	PALM BEACH	08/01/2005	F06	0.91	153214	103690	43.9879
2	MANATEE	SHELL	RIVER	MTC	PORT MANATEE	08/09/2005	F06	0.91	152238	170246	47.2357
3	SANFORD	SHELL	RIVER	MTC	JACKSONVILLE	08/18/2005	F06	0.97	153667	53680	48.6171
4	TURKEY POINT	SHELL	RIVER	MTC	FISHER ISLAND	08/31/2005	F06	0.92	152595	60388	44.3429
5	CAPE CANAVERAL	SHELL	RIVER	MTC	PORT CANAVERAL	08/20/2005	F06	0.96	153619	116779	47.9065
6	MARTIN	CONOCO	NEW YORK	S	PALM BEACH	08/21/2005	F06	0.98	150952	147281	47.9479
7	TURKEY POINT	CONOCO	NEW YORK	S	FISHER ISLAND	08/07/2005	F06	1.00	151143	143896	48.4529
8	MARTIN	GLENCORE	BAHAMAS	S	PALM BEACH	08/14/2005	F06	0.96	152810	143840	48.4979
9	TURKEY POINT	GLENCORE	BAHAMAS	S	FISHER ISLAND	08/20/2005	F06	1.00	152024	142929	48.6929
10	MANATEE	SEMPRA	BAHAMAS	S	PORT MANATEE	08/03/2005	F06	0.95	150310	318513	47.7557
11	MANATEE	SEMPRA	BORCO, BAHAMAS	S	PORT MANATEE	08/11/2005	F06	1.00	150881	301690	47.8057
12	MANATEE	SEMPRA	BAHAMAS	S	PORT MANATEE	08/20/2005	F06	1.00	151357	226393	48.2957
13	PT. EVERGLADES	SEMPRA	BAHAMAS	S	PORT EVERGLADES	08/15/2005	F06	1.00	151738	50629	47.3042
14	PT. EVERGLADES	SEMPRA	BORCO, BAHAMAS	S	PORT EVERGLADES	08/18/2005	F06	1.00	152238	239285	48.0342
15	TURKEY POINT	SEMPRA	BAHAMAS	S	FISHER ISLAND	08/13/2005	F06	0.96	152357	94699	47.8429
16	CAPE CANAVERAL	SEMPRA	BAHAMAS	S	PORT CANAVERAL	08/09/2005	F06	0.98	152190	142837	47.8565
17	MARTIN	SHELL	BAHAMAS	S	PALM BEACH	08/02/2005	F06	1.00	153357	130758	47.7379
18	MARTIN	SHELL	BAHAMAS	S	PALM BEACH	08/06/2005	F06	1.05	153310	130829	47.6779
19	MARTIN	SHELL	BAHAMAS	S	PALM BEACH	08/14/2005	F06	0.99	152929	90244	48.4379
20	RIVIERA	SHELL	BAHAMAS	S	RIVIERA	08/12/2005	F06	1.00	152929	135119	47.1920
21	CAPE CANAVERAL	SHELL	BAHAMAS	S	PORT CANAVERAL	08/22/2005	F06	0.86	152810	105123	49.8565
22	PT. EVERGLADES	VITOL	BAHAMAS	S	PORT EVERGLADES	08/03/2005	F06	1.00	151667	326515	47.1142
23	PT. EVERGLADES	VITOL	BAHAMAS	S	PORT EVERGLADES	08/28/2005	F06	0.96	151548	271421	52.0542
24	TURKEY POINT	ROYAL	NA-TRUCK DELIVERY	STC		08/18/2005	F02	N/A	N/A	35	*
25	TURKEY POINT	ROYAL	NA-TRUCK DELIVERY	STC		08/28/2005	F02	N/A	N/A	-82	*
26	TURKEY POINT	ROYAL	NA-TRUCK DELIVERY	STC		08/28/2005	F02	N/A	N/A	-27	*
27	MARTIN	PORT	NA-TRUCK DELIVERY			08/30/2005	F03	N/A	N/A	14137	78.6700
28	FT. MYERS	ROYAL	NA-TRUCK DELIVERY			08/28/2005	F03	N/A	N/A	10347	80.8500
29	PT. EVERGLADES	TPSI	NA-TRUCK DELIVERY			08/08/2005	F03	N/A	N/A	15070	83.2300
30	PT. EVERGLADES	AMERIGAS	NA-TRUCK DELIVERY	STC		08/11/2005	PRO	N/A	N/A	9	61.6500
31	PT. EVERGLADES	AMERIGAS	NA-TRUCK DELIVERY	STC		08/31/2005	PRO	N/A	N/A	11	65.2900

FPSC FORM NO. 423-1

1. REPORTING MONTH: AUG YEAR: 2005

2. REPORTING COMPANY: FLORIDA POWER LIGHT COMPANY

MONTHLY REPORT OF COST AND QUALITY OF FUEL OIL FOR ELECTRIC PLANTS
ORIGIN, VOLUME, DELIVERED PRICE AND AS RECEIVED QUANTITY3. NAME, TITLE TELEPHONE NUMBER OF CONTACT PERSON CONCERNING DATA
SUBMITTED ON THIS FORM: KORY DUBIN, REGULATORY AFFAIRS, (305) 552-4910.4. SIGNATURE OF OFFICIAL SUBMITTING REPORT: 

5. DATE COMPLETED: 11/14/2005

LINE NO	PLANT	SUPPLIER	SHIPPING POINT	PURCHASE TYPE	DELIVERY LOCATION	DELIVERY DATE	TYPE OIL	SULFUR (%)	BTU CONTENT (BTU / GAL)	VOLUME (BBLs)	DELIVERED PRICE (\$/BBL)
32	TURKEY POINT	AMERIGAS	NA-TRUCK DELIVERY	STC		08/12/2005	PRO	N/A	N/A	5	82.3200
33	TURKEY POINT	AMERIGAS	NA-TRUCK DELIVERY	STC		08/25/2005	PRO	N/A	N/A	5	82.3200
34	RIVIERA	FERRELL	NA-TRUCK DELIVERY	STC		08/04/2005	PRO	N/A	N/A	2	75.1400
35	RIVIERA	FERRELL	NA-TRUCK DELIVERY	STC		08/11/2005	PRO	N/A	N/A	3	75.9800
36	RIVIERA	FERRELL	NA-TRUCK DELIVERY	STC		08/18/2005	PRO	N/A	N/A	4	77.6600
37	RIVIERA	FERRELL	NA-TRUCK DELIVERY	STC		08/25/2005	PRO	N/A	N/A	4	79.9200
38	MARTIN	INDIANTOWN	NA-TRUCK DELIVERY	STC		08/23/2005	PRO	N/A	N/A	12	52.5000
39	CAPE CANAVERAL	SUBURBAN	NA-TRUCK DELIVERY	STC		08/09/2005	PRO	N/A	N/A	6	58.0600
40	MANATEE	SUBURBAN	NA-TRUCK DELIVERY	STC		08/16/2005	PRO	N/A	N/A	15	59.5500

MONTHLY REPORT OF COST AND QUALITY OF FUEL OIL FOR ELECTRIC PLANTS
 DETAIL OF INVOICE AND TRANSPORTATION CHARGES

FPSC FORM NO. 423-1 (a)

1. REPORTING MONTH: AUG YEAR: 2005

2. REPORTING COMPANY: FLORIDA POWER LIGHT COMPANY

3. NAME, TITLE, TELEPHONE NUMBER OF CONTACT PERSON CONCERNING DATA
 SUBMITTED ON THIS FORM: KORY DUBIN, REGULATORY AFFAIRS, (305) 552-4910.

4. SIGNATURE OF OFFICIAL SUBMITTING REPORT: 

5. DATE COMPLETED: 11/14/2005



(A)	(B)	(C)	(D)	(E)	(F)	(G)	(H)	(I)	(J)	(K)	(L)	(M)	(N)	(O)	(P)	(Q)	(R)
LINE NO.	PLANT	SUPPLIER	DELIVERY LOCATION	DELIVERY DATE	TYPE OIL	VOLUME (BBL)	INVOICE PRICE (\$/BBL)	INVOICE AMOUNT (\$)	DISCOUNT (\$)	NET AMOUNT (\$)	NET PRICE (\$/BBL)	QUALITY ADJUST. (\$/BBL)	EFFECTIVE PUR PRICE (\$/BBL)	TRANSP TO TERM (\$/BBL)	ADDITIONAL TRANS CHGS (\$/BBL)	OTHER CHGS (\$/BBL)	DELIVERED PRICE (\$/BBL)
1	PMR	SHELL	PALM BEACH	08/01/2005	F06	103690								0.0000			43.9879
2	PMT	SHELL	PORT MANATEE	08/09/2005	F06	170246								0.0000			47.2357
3	PSN	SHELL	JACKSONVILLE	08/18/2005	F06	53680								0.0000			48.6171
4	PTF	SHELL	FISHER ISLAND	08/31/2005	F06	60388								0.0000			44.3429
5	PCC	SHELL	PORT CANAVERAL	08/20/2005	F06	116779								0.0000			47.9065
6	PMR	CONOCO	PALM BEACH	08/21/2005	F06	147281								0.0000			47.9479
7	PTF	CONOCO	FISHER ISLAND	08/07/2005	F06	143896								0.0000			48.4529
8	PMR	GLENOCORE	PALM BEACH	08/14/2005	F06	143840								0.0000			48.4979
9	PTF	GLENOCORE	FISHER ISLAND	08/20/2005	F06	142929								0.0000			48.6929
10	PMT	SEMPRA	PORT MANATEE	08/03/2005	F06	318513								0.0000			47.7557
11	PMT	SEMPRA	PORT MANATEE	08/11/2005	F06	301690								0.0000			47.8057
12	PMT	SEMPRA	PORT MANATEE	08/20/2005	F06	226393								0.0000			48.2957
13	PPE	SEMPRA	PORT EVERGLADES	08/15/2005	F06	50629								0.0000			47.3042
14	PPE	SEMPRA	PORT EVERGLADES	08/18/2005	F06	239285								0.0000			48.0342
15	PTF	SEMPRA	FISHER ISLAND	08/13/2005	F06	94699								0.0000			47.8429
16	PCC	SEMPRA	PORT CANAVERAL	08/09/2005	F06	142837								0.0000			47.8565
17	PMR	SHELL	PALM BEACH	08/02/2005	F06	130758								0.0000			47.7379
18	PMR	SHELL	PALM BEACH	08/06/2005	F06	130829								0.0000			47.6779
19	PMR	SHELL	PALM BEACH	08/14/2005	F06	90244								0.0000			48.4379
20	PRV	SHELL	RIVIERA	08/12/2005	F06	135119								0.0000			47.1920
21	PCC	SHELL	PORT CANAVERAL	08/22/2005	F06	105123								0.0000			49.8565
22	PPE	VITOL	PORT EVERGLADES	08/03/2005	F06	326515								0.0000			47.1142
23	PPE	VITOL	PORT EVERGLADES	08/28/2005	F06	271421								0.0000			52.0542
24	PTF	ROYAL		08/18/2005	F02	35								0.0000			81.1600
25	PTF	ROYAL		08/28/2005	F02	-82								0.0000			82.5500
26	PTF	ROYAL		08/28/2005	F02	-27								0.0000			82.5500


MONTHLY REPORT OF COST AND QUALITY OF FUEL OIL FOR ELECTRIC PLANTS
 DETAIL OF INVOICE AND TRANSPORTATION CHARGES

FPSC FORM NO. 423-1 (a)

1. REPORTING MONTH: AUG YEAR: 2005

2. REPORTING COMPANY: FLORIDA POWER LIGHT COMPANY

3. NAME, TITLE, TELEPHONE NUMBER OF CONTACT PERSON CONCERNING DATA
 SUBMITTED ON THIS FORM: KORY DUBIN, REGULATORY AFFAIRS, (305) 552-4910.

4. SIGNATURE OF OFFICIAL SUBMITTING REPORT: 

5. DATE COMPLETED: 11/14/2005

(A)	(B)	(C)	(D)	(E)	(F)	(G)	(H)	(I)	(J)	(K)	(L)	(M)	(N)	(O)	(P)	(Q)	(R)
LINE NO.	PLANT	SUPPLIER	DELIVERY LOCATION	DELIVERY DATE	TYPE OIL	VOLUME (BBLs)	INVOICE PRICE (\$/BBL)	INVOICE AMOUNT (\$)	DISCOUNT (\$)	NET AMOUNT (\$)	NET PRICE (\$/BBL)	QUALITY ADJUST. (\$/BBL)	EFFECTIVE PUR PRICE (\$/BBL)	TRANSP TO TERM (\$/BBL)	ADDITIONAL TRANS CHGS (\$/BBL)	OTHER CHGS (\$/BBL)	DELIVERED PRICE (\$/BBL)
27	PMR	PORT		08/27/2005	F03	12916								0.0000			78.6700
28	PMR	PORT		08/30/2005	F03	1221								0.0000			78.6700
29	PFM	ROYAL		08/28/2005	F03	10347								0.0000			80.8500
30	PFL	TPSI		08/08/2005	F03	15070								0.0000			83.2300
31	PPE	AMERIGAS		08/11/2005	PRO	9	61.6500	555	0	555	61.6500	0.0000	61.6500	0.0000	0.0000	0.0000	61.6500
32	PPE	AMERIGAS		08/31/2005	PRO	11	65.2900	718	0	718	65.2900	0.0000	65.2900	0.0000	0.0000	0.0000	65.2900
33	PTF	AMERIGAS		08/12/2005	PRO	5	82.3200	412	0	412	82.3200	0.0000	82.3200	0.0000	0.0000	0.0000	82.3200
34	PTF	AMERIGAS		08/25/2005	PRO	5	82.3200	412	0	412	82.3200	0.0000	82.3200	0.0000	0.0000	0.0000	82.3200
35	PRV	FERRELL		08/04/2005	PRO	2	75.1400	150	0	150	75.1400	0.0000	75.1400	0.0000	0.0000	0.0000	75.1400
36	PRV	FERRELL		08/11/2005	PRO	3	75.9800	228	0	228	75.9800	0.0000	75.9800	0.0000	0.0000	0.0000	75.9800
37	PRV	FERRELL		08/18/2005	PRO	4	77.6600	311	0	311	77.6600	0.0000	77.6600	0.0000	0.0000	0.0000	77.6600
38	PRV	FERRELL		08/25/2005	PRO	4	79.9200	320	0	320	79.9200	0.0000	79.9200	0.0000	0.0000	0.0000	79.9200
39	PMR	INDIANTOWN		08/23/2005	PRO	12	52.5000	630	0	630	52.5000	0.0000	52.5000	0.0000	0.0000	0.0000	52.5000
40	PCC	SUBURBAN		08/09/2005	PRO	6	58.0600	348	0	348	58.0600	0.0000	58.0600	0.0000	0.0000	0.0000	58.0600
41	PMT	SUBURBAN		08/16/2005	PRO	15	59.5500	893	0	893	59.5500	0.0000	59.5500	0.0000	0.0000	0.0000	59.5500

FPSC FORM NO. 423-1(b)

MONTHLY REPORT OF COST AND QUALITY OF FUEL OIL FOR ELECTRIC PLANTS
 REPORT OF ADJUSTMENTS TO PREVIOUS OIL DELIVERIES

1. REPORTING MONTH: AUGUST YEAR: 2005

3. NAME, TITLE, & TELEPHONE NUMBER OF CONTACT PERSON CONCERNING DATA
 SUBMITTED ON THIS FORM: RITA McLELLAN, REGULATORY AFFAIRS,

2. REPORTING COMPANY: FLORIDA POWER & LIGHT COMPANY

4. SIGNATURE OF OFFICIAL SUBMITTING REPORT: 

5. DATE COMPLETE 11/14/2005

LINE NO. (A)	MONTH REPORTED (B)	FORM PLANT NAME (C)	SUPPLIER (D)	ORIGINAL LINE NUMBER (E)	OLD VOLUME (BBL) (F)	FORM NO. (G)	COLUMN DESIGNATOR & TITLE (H)	OLD VALUE (I)	NEW VALUE (J)	NEW DELIVERED PRICE (\$/BBL) (K)	REASON FOR REVISION (L)
--------------	--------------------	---------------------	--------------	--------------------------	----------------------	--------------	-------------------------------	---------------	---------------	----------------------------------	-------------------------

1 NONE


**MONTHLY REPORT OF COST AND QUALITY OF COAL FOR ELECTRIC PLANTS
ORIGIN, TONNAGE, DELIVERED PRICE AND AS RECEIVED QUALITY**

1. Report For Month/Yr: **August 2005**

4. Name, Title & Telephone Number of Contact
Person Concerning Data Submitted on this Form: **Korel M. Dubin (305-552-4910)**

2. Reporting Company: **Florida Power & Light**

5. Signature of Official Submitting Report:



3. Plant Name: **St. Johns River Power Park (SJRPP)**

6. Date Completed:

September 14, 2005

Line No.	Supplier Name	Mine Location	Purchase Type	Transportation Mode	Tons	Effective Purchase Price (\$/Ton)	Total Trans Cost (\$/Ton)	FOB Plant Price (\$/Ton)	As Received Coal Quality			
									Sulfur Content (%)	Btu Content (%)	Ash Content (%)	Moisture Content (%)
(a)	(b)	(c)	(d)	(e)	(f)	(g)	(h)	(i)	(j)	(k)	(l)	(m)
1	Coal Marketing Company	45,IM,999	LTC	OC	26,207			40.65	0.70	11,268	9.32	11.68
2	DTE Clover, LLC	08,KY,095	LTC	UR	14,041			50.52	1.19	12,284	10.81	7.07
3	TCP Petcoke Corporation	,TX,	S	OC	13,223			34.26	5.51	14,183	0.29	7.55

EDITED COPY

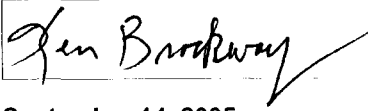
**MONTHLY REPORT OF COST AND QUALITY OF COAL FOR ELECTRIC PLANTS
DETAIL OF INVOICE PURCHASE PRICE**

1. Report For Month/Yr: **August 2005**

2. Reporting Company: **Florida Power & Light**

3. Plant Name: **St. Johns River Power Park (SJRPP)**

4. Name, Title & Telephone Number of Contact
Person Concerning Data Submitted on this Form: **Korel M. Dubin (305-552-4910)**

5. Signature of Official Submitting Report: 

6. Date Completed: **September 14, 2005**

Line No.	Supplier Name	Mine Location	Purchase Type	Tons	FOB Mine Price (\$/Ton)	Short Haul & Loading Charge	Original Invoice Price (\$/Ton)	Retro-active Price Increases (\$/Ton)	Base Price (\$/Ton)	Quality Adjustments (\$/Ton)	Effective Purchase Price (\$/Ton)
(a)	(b)	(c)	(d)	(e)	(f)	(g)	(h)	(i)	(j)	(k)	(l)
1	Coal Marketing Company	45,IM,999	LTC	26,207		0.00		0.00		0.00	
2	DTE Clover, LLC	08,KY,095	LTC	14,041		0.00		0.00		0.00	
3	TCP Petcoke Corporation	,TX,	S	13,223		0.00		0.00		0.00	

EDITED COPY

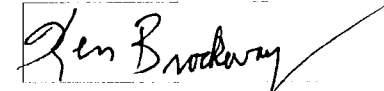
**MONTHLY REPORT OF COST AND QUALITY OF COAL FOR ELECTRIC PLANTS
DETAIL OF TRANSPORTATION CHARGES**

1. Report For Month/Yr: **August 2005**

4. Name, Title & Telephone Number of Contact
Person Concerning Data Submitted on this Form: **Korel M. Dubin (305-552-4910)**

2. Reporting Company: **Florida Power & Light**

5. Signature of Official Submitting Report:



3. Plant Name: **St. Johns River Power Park (SJRPP)**

6. Date Completed: **September 14, 2005**

Line No.	Supplier Name	Mine Location	Shipping Point	Transportation Mode	Tons	Effective Purchase Price (\$/Ton)	Short Haul & Loading Charge (\$/Ton)	Rail Charges		Waterborne Charges					Total Transport Charges (\$/Ton)	FOB Plant Price (\$/Ton)
								Rail Rate (\$/Ton)	Other Rail Charges (\$/Ton)	River Barge Rate (\$/Ton)	Trans-loading Rate (\$/Ton)	Ocean Barge Rate (\$/Ton)	Other Water Charges (\$/Ton)	Related Charges (\$/Ton)		
(a)	(b)	(c)	(d)	(e)	(f)	(g)	(h)	(i)	(j)	(k)	(l)	(m)	(n)	(o)	(p)	(q)
1	Coal Marketing Company	45,IM,999	EL CERREJON	OC	26,207		0.00	0.00	0.00	0.00	0.00	0.00	0.00	0.00		40.65
2	DTE Clover, LLC	08,KY,095	CLOVER DTE	UR	14,041		0.00	0.00	0.00	0.00	0.00	0.00	0.00	0.00		50.52
3	TCP Petcoke Corporation	,TX,	TCP-DOMESTIC	OC	13,223		0.00	0.00	0.00	0.00	0.00	0.00	0.00	0.00		34.26

EDITED COPY

**MONTHLY REPORT OF COST AND QUALITY OF COAL FOR ELECTRIC PLANTS
ORIGIN, TONNAGE, DELIVERED PRICE, AND AS RECEIVED QUALITY**

1. Reporting Month: **July** Year: **2005**
 2. Reporting Company: **FLORIDA POWER & LIGHT COMPANY**
 3. Plant Name: **R.W.SCHERER**

4. Name, Title & Telephone Number of Contact Person Concerning Data
 Submitted on this Form: Korel M. Dubin
 (305) 552-4910

5. Signature of Official Submitting Report:



6. Date Completed: 26-Oct-05

<u>Line No.</u> (a)	<u>Supplier Name</u> (b)	<u>Mine Location</u> (c)	<u>Purchase Type</u> (d)	<u>Transport Mode</u> (e)	<u>Tons</u> (f)	<u>Purchase Price (\$/Ton)</u> (g)	<u>Effective Transport Charges (\$/Ton)</u> (h)	<u>Total FOB Plant Price (\$/Ton)</u> (i)	<u>Sulfur Content (%)</u> (j)	<u>Btu Content (Btu/lb)</u> (k)	<u>Ash Content (%)</u> (l)	<u>Moisture Content (%)</u> (m)
(1)	KENNECOTT COAL SALES	19/WY/5	S	UR	52,209.11	6.563	20.58	27.143	0.43	8,692	5.26	27.92
(2)	KENNECOTT COAL SALES	19/WY/5	S	UR	2,770.14	7.623	20.72	28.343	0.30	8,899	5.46	25.55
(3)	KENNECOTT COAL SALES	19/WY/5	S	UR	21,839.04	8.089	20.62	28.709	0.22	8,875	5.24	25.86
(4)	ARCH COAL SALES	19/WY/5	S	UR	38,787.25	6.819	20.61	27.429	0.29	8,833	5.32	26.58
(5)	POWDER RIVER COAL	19/WY/5	S	UR	59,833.80	8.462	20.65	29.112	0.22	8,770	4.55	26.99

**MONTHLY REPORT OF COST AND QUALITY OF COAL FOR ELECTRIC PLANTS
DETAILED PURCHASED COAL INVOICE INFORMATION**

1. Reporting Month: **July** Year: **2005**
 2. Reporting Company: **FLORIDA POWER & LIGHT COMPANY**
 3. Plant Name: **R.W.SCHERER**

4. Name, Title & Telephone Number of Contact Person Concerning Data
 Submitted on this Form: Korel M. Dubin
 (305) 552-4910

5. Signature of Official Submitting Report:



6. Date Completed: 26-Oct-05

<u>Line No.</u> (a)	<u>Supplier Name</u> (b)	<u>Mine Location</u> (c)	<u>Purch. Type</u> (d)	<u>Tons</u> (e)	<u>FOB Mine Price (\$/Ton)</u> (f)	<u>Shorthaul & Loading Charges (\$/Ton)</u> (g)	<u>Original Invoice Price (\$/Ton)</u> (h)	<u>Retroactive Price Increase (\$/Ton)</u> (i)	<u>Base Price (\$/Ton)</u> (j)	<u>Quality Adjustments (\$/Ton)</u> (k)	<u>Effective Purchase Price (\$/Ton)</u> (l)
(1)	KENNECOTT COAL SALES	19/WY/5	S	52,209.11	6.538	-	6.538	-	6.538	0.025	6.563
(2)	KENNECOTT COAL SALES	19/WY/5	S	2,770.14	7.544	-	7.544	-	7.544	0.079	7.623
(3)	KENNECOTT COAL SALES	19/WY/5	S	21,839.04	8.025	-	8.025	-	8.025	0.064	8.089
(4)	ARCH COAL SALES	19/WY/5	S	38,787.25	6.795	-	6.795	-	6.795	0.024	6.819
(5)	POWDER RIVER COAL	19/WY/5	S	59,833.80	8.560	-	8.560	-	8.560	(0.098)	8.462

**MONTHLY REPORT OF COST AND QUALITY OF COAL FOR ELECTRIC PLANTS
DETAILED TRANSPORTATION INVOICE INFORMATION**

1. Reporting Month: **July** Year: **2005**
 2. Reporting Company: **FLORIDA POWER & LIGHT COMPANY**
 3. Plant Name: **R.W.SCHERER**

4. Name, Title & Telephone Number of Contact Person Concerning Data Submitted on this Form: **Korel M. Dubin (305) 552-4910**

5. Signature of Official Submitting Report:



6. Date Completed: **26-Oct-05**

Line No.	Supplier Name	Mine Location	Shipping Point	Transport Mode	Tons	Effective Purchase Price (\$/Ton)	Additional Shorthaul & Loading Charges (\$/Ton)	Rail Charges		Waterborne Charges				Other Related Charges (\$/Ton)	Total Transportation Charges (\$/Ton)	FOB Plant Price (\$/Ton)
								Rail Rate (\$/Ton)	Other Rail Charges (\$/Ton)	River Barge Rate (\$/Ton)	Trans-loading Rate (\$/Ton)	Ocean Barge Rate (\$/Ton)	Other Water Charges (\$/Ton)			
(a)	(b)	(c)	(d)	(e)	(f)	(g)	(h)	(i)	(j)	(k)	(l)	(m)	(n)	(o)	(p)	(q)
(1)	KENNECOTT COAL SALES	19/WY/5	JACOBS JCT, WY	UR	52,209.11	6.563	-	20.58	-	-	-	-	-	-	20.58	27.143
(2)	KENNECOTT COAL SALES	19/WY/5	CONVERSE JCT, WY	UR	2,770.14	7.623	-	20.72	-	-	-	-	-	-	20.72	28.343
(3)	KENNECOTT COAL SALES	19/WY/5	CONVERSE JCT, WY	UR	21,839.04	8.089	-	20.62	-	-	-	-	-	-	20.62	28.709
(4)	ARCH COAL SALES	19/WY/5	THUNDER JCT, WY	UR	38,787.25	6.819	-	20.61	-	-	-	-	-	-	20.61	27.429
(5)	POWDER RIVER COAL	19/WY/5	NACCO JCT, WY	UR	59,833.80	8.462	-	20.65	-	-	-	-	-	-	20.65	29.112

CERTIFICATE OF SERVICE

I, THE UNDERSIGNED COUNSEL, HEREBY CERTIFY that copies of Florida Power & Light Company's forms 423-1, 423-1(a) edited, and 423-1(b) for the month of August, 2005, copies of St. Johns River Power Park edited forms 423-2, 423-2(a), and 423-2(b) for the month of August, 2005; and copies of Plant Scherer forms 423-2, 423-2(a), and 423-2(b) for the month of July, 2005 have been served via first class mail, postage prepaid to the parties listed below, this 5th day of December, 2005

Adrienne Vining, Esq.
Division of Legal Services
Florida Public Service Commission
2540 Shumard Oak Blvd.
Tallahassee, Florida 32399-0850

Lee L. Willis, Esq.
James D. Beasley, Esq.
Ausley & McMullen
Attorneys for TECO
P.O. Box 391
Tallahassee, Florida 32302

Charles J. Beck
Deputy Public Counsel
Patricia Christensen, Esq.
Office of Public Counsel
111 West Madison Street, Room 812
Tallahassee, Florida 32399

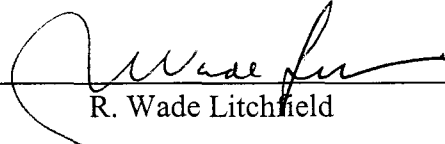
James A. McGee, Esq.
Progress Energy Florida, Inc.
P.O. Box 14042
St. Petersburg, Florida 33733

Norman H. Horton, Esq.
Floyd R. Self, Esq.
Messer, Caparello & Self
Attorneys for FPUC
P.O. Box 1876
Tallahassee, Florida 32302-1876

Joseph A. McGlothlin, Esq.
Vicki Gordon Kaufman, Esq.
McWhirter, Reeves, McGlothlin,
Davidson, et al.
Attorneys for FIPUG
117 South Gadsden Street
Tallahassee, Florida 32301

John W. McWhirter, Jr., Esq.
McWhirter, Reeves, McGlothlin,
Davidson, et al.
Attorneys for FIPUG
400 North Tampa Street, Suite 2450
Tampa, Florida 33602

Jeffrey A. Stone, Esq.
Russell A. Badders, Esq.
Beggs & Lane
Attorneys for Gulf Power
P.O. Box 12950
Pensacola, Florida 32591-2950


R. Wade Litchfield