



February 23, 2006

Ms. Blanca S. Bayó, Director
Division of the Commission Clerk
and Administrative Services
Florida Public Service Commission
2540 Shumard Oak Boulevard
Tallahassee, Florida 32399-0850

Re: Docket No. 060001-EI

Dear Ms. Bayó:

Enclosed for filing on behalf of Progress Energy Florida, Inc. are an original plus ten (10) copies of FPSC 423 forms for the month of December 2005. Forms 423-1A, 423-2, 423-2A, 423-2B, and 423-2C contained in this filing have been edited to delete certain confidential information. Progress Energy Florida, Inc.'s Request for Specified Confidential Treatment, which includes an unedited copy of the 423 forms, has been submitted for filing this date under separate cover.

Please acknowledge your receipt and filing of the above on the enclosed copy of this letter and return same to me.

Very truly yours,

A handwritten signature in black ink, appearing to read 'John J. Burnett', written over a horizontal line.

John Burnett
Associate General Counsel

JB/sc
Enclosures
cc: Parties of record

Progress Energy Florida, Inc.

CERTIFICATE OF SERVICE

Docket No. 060001-EI

I HEREBY CERTIFY that a true copy of Progress Energy Florida, Inc.'s FPSC 423 Forms for the month of December 2005 have been furnished to the following individuals by regular U.S. Mail this 23rd day of February 2006.

John Butler
Squire, Sanders & Dempsey
200 S. Biscayne Blvd.
Suite 4000
Miami, FL 33131-2398

Jeffrey A. Stone, Esquire
Russell A. Badders, Esquire
Beggs and Lane
P. O. Box 12950
Pensacola, FL 32576-2950

Lee L. Willis, Esquire
James D. Beasley, Esquire
Ausley & McMullen
P. O. Box 391
Tallahassee, FL 32302

Jennifer A. Rodan, Esquire
Office of the General Counsel
Florida Public Service Commission
2540 Shumard Oak Boulevard
Tallahassee, FL 32399-0850

Patrica A. Christensen, Esquire
Office of the Public Counsel
C/o The Florida Legislature
111 West Madison Street
Room 812
Tallahassee, FL 32399-1400

Timothy Perry, Esquire
McWhirter, Reeves
117 S. Gadsden Street
Tallahassee, FL 32301

John McWhirter, Jr.

McWhirter, Reeves et al.
400 North Tampa Street
Suite 2450
Tampa, FL 33601


Norman Horton, Jr., Esquire
Messer, Caparello & Self
P. O. Box 1876
Tallahassee, FL 32302

John C. Moyle, Esquire
The Perkins House
118 N. Gadsden Street
Tallahassee, FL 32301

Robert Scheffel Wright, Esquire
John Thomas LaVia, III, Esquire
310 West College Avenue
Tallahassee, FL 32301

Lt. Colonel Karen White
Major Craig Paulson
AFCESA/ULT
139 Barnes Drive
Tyndall Air Force Base, FL 32403

Gary V. Perko, Esquire
Hopping, Green & Sams, P.A.
P. O. Box 6526
Tallahassee, FL 32314



Attorney

FPSC FORM 423-1

MONTHLY REPORT OF COST AND QUALITY OF FUEL FOR ELECTRIC PLANTS
ORIGIN, VOLUME, DELIVERED PRICE AND AS RECEIVED QUALITY

1. REPORTING MONTH: 12/2005

2. REPORTING COMPANY: FLORIDA POWER CORPORATION

3. NAME, TITLE TELEPHONE NUMBER OF CONTACT PERSON CONCERNING DATA

SUBMITTED ON THIS FORM: DAPHNE INGRAM, (919) 546-7908

4. SIGNATURE OF OFFICIAL SUBMITTED REPORT:

James King
JAMES KING
MANAGER, RCO BACK OFFICE

5. DATE COMPLETED: 1/18/2006

LINE NO.	PLANT NAME	SUPPLIER NAME	SHIPPING POINT	PURCHASE TYPE	DELIVERY LOCATION	DELIVERY DATE	DELIVERY OIL	SULFUR CONTENT (%)	BTU CONTENT (Btu/gal)	VOLUME (Bbls)	DELIVERED PRICE (\$/Bbl)
(a)	(b)	(c)	(d)	(e)	(f)	(g)	(h)	(i)	(j)	(k)	(l)
1	Bartow Steam Plant	RIO Energy International, Inc	F- Rio Houston, TX	MTC	FOB TERMINAL	12/2005	FO6	1.49	159,380	113,773	\$44.8100
2	Bartow Steam Plant	RIO Energy International, Inc	F- Rio Houston, TX	MTC	FOB TERMINAL	12/2005	FO6	1.04	156,044	554,010	\$43.9500
3	Bartow Steam Plant	RIO Energy International, Inc	F- Rio Houston, TX	MTC	FOB TERMINAL	12/2005	FO6	0.96	156,829	116,690	\$40.4600
4	Debarry Peakers	Royal Petroleum	F- Royal, FL	MTC	FOB PLANT	12/2005	FO2	0.05	138,000	1,084	\$97.3900
5	Hines Energy Complex	BP Amoco Oil	F- BP Tampa, FL	MTC	FOB PLANT	12/2005	FO2	0.05	138,000	4,691	\$99.9600
6	Intercession City Peakers	BP Amoco Oil	F- BP Tampa, FL	MTC	FOB PLANT	12/2005	FO2	0.07	138,000	3,823	\$98.0400
7	Suwannee Peakers	Sommers Oil Co	F- Sommers Bainbridge, GA	MTC	FOB PLANT	12/2005	FO2	0.50	138,000	357	\$99.9900
8	Suwannee Steam Plant	Colonial Oil Industries, Inc.	F- Colonial Jacksonville, FL	MTC	FOB PLANT	12/2005	FO6	1.00	153,000	6,198	\$48.0100
9	Suwannee Steam Plant	RIO Energy International, Inc	F- Rio Houston, TX	MTC	FOB PLANT	12/2005	FO6	1.00	155,000	3,623	\$43.2300
10	Suwannee Steam Plant	RIO Energy International, Inc	F- Rio Houston, TX	MTC	FOB PLANT	12/2005	FO6	1.00	153,000	8,647	\$43.2400

FPSC FORM 423-1(a)

MONTHLY REPORT OF COST AND QUALITY OF FUEL FOR ELECTRIC PLANTS
ORIGIN, VOLUME, DELIVERED PRICE AND AS RECEIVED QUALITY

SPECIFIED CONFIDENTIAL

1. REPORTING MONTH: 12/2005
2. REPORTING COMPANY: FLORIDA POWER CORPORATION

3. NAME, TITLE TELEPHONE NUMBER OF CONTACT PERSON CONCERNING DATA

SUBMITTED ON THIS FORM: DAPHNE INGRAM, (919) 546-7908

4. SIGNATURE OF OFFICIAL SUBMITTED REPORT: _____

JAMES KING

MANAGER, RCO BACK OFFICE

5. DATE COMPLETED: 1/18/2006


LINE NO	PLANT NAME	SUPPLIER NAME	DELIVERY LOCATION	DELIVERY DATE	TYPE OIL	VOLUME (Bbl)	INVOICE PRICE (\$/Bbl)	INVOICE AMOUNT (\$)	DISCOUNT (\$)	NET AMOUNT (\$)	NET PRICE (\$/Bbl)	QUALITY (\$/Bbl)	EFFECTIVE TRANSPORT		ADDITIONAL TRANSPORT (\$/Bbl)	OTHER CHARGES (\$/Bbl)	DELIVERED PRICE (\$/Bbl)
													PURCHASE PRICE (\$/Bbl)	TO TERMINAL (\$/Bbl)			
(a)	(b)	(c)	(d)	(e)	(f)	(g)	(h)	(i)	(j)	(k)	(l)	(m)	(n)	(o)	(p)	(q)	(r)
1	Bartow Steam Plant	RIO Energy International, Inc	FOB TERMI	12/2005	FO6	113,773									\$0.00		\$44.81
2	Bartow Steam Plant	RIO Energy International, Inc	FOB TERMI	12/2005	FO6	554,010									\$0.00		\$43.95
3	Bartow Steam Plant	RIO Energy International, Inc	FOB TERMI	12/2005	FO6	116,690									\$0.00		\$40.46
4	Debary Peakers	Royal Petroleum	FOB PLANT	12/2005	FO2	1,084									\$0.00		\$97.39
5	Hines Energy Complex	BP Amoco Oil	FOB PLANT	12/2005	FO2	4,691									\$0.00		\$99.96
6	Intercession City Peakers	BP Amoco Oil	FOB PLANT	12/2005	FO2	3,823									\$0.00		\$98.04
7	Suwannee Peakers	Sommers Oil Co	FOB PLANT	12/2005	FO2	357									\$0.00		\$99.99
8	Suwannee Steam Plant	Colonial Oil Industries, Inc.	FOB PLANT	12/2005	FO6	6,198									\$0.00		\$48.01
9	Suwannee Steam Plant	RIO Energy International, Inc	FOB PLANT	12/2005	FO6	3,623									\$0.00		\$43.23
10	Suwannee Steam Plant	RIO Energy International, Inc	FOB PLANT	12/2005	FO6	8,647									\$0.00		\$43.24

MONTHLY REPORT OF COST AND QUALITY OF COAL FOR ELECTRIC PLANTS
ORIGIN, TONNAGE, DELIVERED PRICE AND AS RECEIVED QUALITY

- 1. Report for: Mo. December 2005
- 2. Reporting Company: Florida Power Corporation
- 3. Plant Name: Crystal River 1 & 2

4. Name, Title and Telephone Number of Contact Person Concerning Data Submitted on this Form
Amy B. Futrell - Business Financial Analyst
(919) 546-2678

5. Signature of Official Submitting Report


James A. King - Regulated Back Office Manager

6. Date Completed: February 14, 2006

Line No.	Supplier Name	Mine Location	Purchase Type	Transportation Mode	Tons	Effective Purchase Price (\$/Ton)	Total Transportation Cost (\$/Ton)	F.O.B. Plant Price (\$/Ton)	As Received Coal Quality				
									Percent Sulfur (%)	Btu Content (Btu/lb)	Percent Ash (%)	Percent Moisture (%)	
(a)	(b)	(c)	(d)	(e)	(f)	(g)	(h)	(i)	(j)	(k)	(l)	(m)	
1	Consolidated Coal Sales	08 , Ky ,	119	MTC	UR	92,176			\$80.28	1.00	12,499	9.89	6.46
2	Central Appalachian Mining	08 Ky	195	S	UR	9,659			\$86.03	1.00	12,488	10.79	5.56
3	Massey Coal Sales Company, Inc	08 , Ky ,	195	MTC	UR	29,717			\$67.81	1.16	12,202	11.00	7.48
4	B & W Resources, Inc.	08 , Ky ,	051	MTC	UR	18,712			\$72.64	1.22	12,049	12.40	5.77
5	Sequoia Energy	08 Ky	095	MTC	UR	10,116			\$73.14	0.94	12,837	9.51	4.79
6	Constellation Energy	08 WV	005	S	UR	9,606			\$83.73	0.75	12,638	10.00	6.17
7	Constellation Energy	08 WV	005	S	UR	9,587			\$83.73	0.77	11,432	17.25	5.38
8	Transfer Facility	N/A		N/A	OB	4,886			\$69.79	0.77	11,876	5.88	10.09

MONTHLY REPORT OF COST AND QUALITY OF COAL FOR ELECTRIC PLANTS
ORIGIN, TONNAGE, DELIVERED PRICE AND AS RECEIVED QUALITY

1. Report for: Mo. December 2005

2. Reporting Company: Florida Power Corporation

3. Plant Name: Crystal River 1 & 2

4. Name, Title and Telephone Number of Contact
Person Concerning Data Submitted on this Form
Amy B. Futrell - Business Financial Analyst
(919) 546-2678

5. Signature of Official Submitting Report

James A. King
James A. King - Regulated Back Office Manager

6. Date Completed: February 14, 2006

Line No.	Supplier Name	Mine Location	Purchase Type	Tons	F.O.B. Mine Price (\$/Ton)	Short Haul & Loading Charges (\$/Ton)	Original Invoice Price (\$/Ton)	Retro-active Price Increases (\$/Ton)	Base Price (\$/Ton)	Quality Adjustments (\$/Ton)	Effective Purchase Price (\$/Ton)
(a)	(b)	(c)	(d)	(e)	(f)	(g)	(h)	(i)	(j)	(k)	(l)
1	Consolidated Coal Sales	08 , Ky ,	119 MTC	92,176		\$0.00		\$0.00			
2	Central Appalachian Mining	08 Ky	195 S	9,659		\$0.00		\$0.00			
3	Massey Coal Sales Company, Inc	08 , Ky ,	195 MTC	29,717		\$0.00		\$0.00			
4	B & W Resources, Inc.	08 , Ky ,	051 MTC	18,712		\$0.00		\$0.00			
5	Sequoia Energy	08 Ky	095 MTC	10,116		\$0.00		\$0.00			
6	Constellation Energy	08 WV	005 S	9,606		\$0.00		\$0.00			
7	Constellation Energy	08 WV	005 S	9,587		\$0.00		\$0.00			
8	Transfer Facility	N/A	N/A	4,886		\$0.00		\$0.00		N/A	

MONTHLY REPORT OF COST AND QUALITY OF COAL FOR ELECTRIC PLANTS
ORIGIN, TONNAGE, DELIVERED PRICE AND AS RECEIVED QUALITY

- 1. Report for: Mo. December 2005
- 2. Reporting Company: Florida Power Corporation
- 3. Plant Name: Crystal River 1 & 2

4. Name, Title and Telephone Number of Contact Person Concerning Data Submitted on this Form
Amy B. Futrell - Business Financial Analyst
(919) 546-2678

5. Signature of Official Submitting Report


James A. King - Regulated Back Office Manager

6. Date Completed: February 14, 2006

Line No.	Supplier Name	Mine Location	Shipping Point	Transportation Mode	Tons	Effective Purchase Price (\$/Ton)	Additional Shorthaul Loading Charges (\$/Ton)	Rail Rate (\$/Ton)	Other Rail Charges (\$/Ton)	River Barge Rate (\$/Ton)	Trans-loading Rate (\$/Ton)	Ocean Barge Rate (\$/Ton)	Other Water Charges (\$/Ton)	Other Related Charges (\$/Ton)	Transportation Charges (\$/Ton)	F.O.B. Plant Price (\$/Ton)
(a)	(b)	(c)	(d)	(e)	(f)	(g)	(h)	(i)	(j)	(k)	(l)	(m)	(n)	(o)	(p)	(q)
1	Consolidated Coal Sales	08 Ky	119 Knott, Ky	UR	92,176		N/A			N/A	N/A	N/A	N/A	N/A		\$80.28
2	Central Appalachian Mining	08 Ky	195 Pike, Ky	UR	9,659		N/A			N/A	N/A	N/A	N/A	N/A		\$86.03
3	Massey Coal Sales Company, Inc.	08 Ky	195 Pike, Ky	UR	29,717		N/A			N/A	N/A	N/A	N/A	N/A		\$67.81
4	B & W Resources, Inc.	08 Ky	051 Clay, Ky	UR	18,712		N/A			N/A	N/A	N/A	N/A	N/A		\$72.64
5	Sequoia Energy	08 Ky	095 Harlan, Ky	UR	10,116		N/A			N/A	N/A	N/A	N/A	N/A		\$73.14
6	Constellation Energy	08 WV	005 Boone, Wv	UR	9,606		N/A			N/A	N/A	N/A	N/A	N/A		\$83.73
7	Constellation Energy	08 WV	005 Boone, Wv	UR	9,587		N/A			N/A	N/A	N/A	N/A	N/A		\$83.73
8	Transfer Facility	N/A	Plaquemines, I	OB	4,886		N/A	N/A	N/A	N/A	N/A	N/A	N/A	N/A		\$69.79

MONTHLY REPORT OF COST AND QUALITY OF COAL FOR ELECTRIC PLANTS
 REPORT OF ADJUSTMENTS TO PREVIOUS COAL DELIVERIES

- 1. Report for: Mo. December 2005
- 2. Reporting Company: Florida Power Corporation
- 3. Plant Name: Crystal River 1 & 2

4. Name, Title and Telephone Number of Contact
 Person Concerning Data Submitted on this Form
 Amy B. Futrell - Business Financial Analyst
 (919) 546-2678

5. Signature of Official Submitting Report



 James A. King - Regulated Back Office Manager

6. Date Completed: February 14, 2006


Line No.	Month Reported	Form Plant Name	Intended Generating Plant	Supplier	Original Line Number	Old Volume (tons)	Form No.	Column Title	Old Value	New Value	New F.O.B. Plant Price	Reason for Revision
(a)	(b)	(c)	(d)	(e)	(f)	(g)	(h)	(i)	(j)	(k)	(l)	(m)
---NONE---												

**MONTHLY REPORT OF COST AND QUALITY OF COAL FOR ELECTRIC PLANTS
ORIGIN, TONNAGE, DELIVERED PRICE AND AS RECEIVED QUALITY**

- 1. Report for: Mo. December 2005
- 2. Reporting Company: Florida Power Corporation
- 3. Plant Name: Crystal River 4 & 5

4. Name, Title and Telephone Number of Contact Person Concerning Data Submitted on this Form
Amy B. Futrell - Business Financial Analyst
(919) 546-2678

5. Signature of Official Submitting Report


James A. King - Regulated Back Office Manager

6. Date Completed: February 14, 2006

Line No.	Supplier Name	Mine Location	Purchase Type	Transportation Mode	Tons	Effective Purchase Price (\$/Ton)	Total Transportation Cost (\$/Ton)	F.O.B. Plant Price (\$/Ton)	As Received Coal Quality				
									Percent Sulfur (%)	Btu Content (Btu/lb)	Percent Ash (%)	Percent Moisture (%)	
(a)	(b)	(c)	(d)	(e)	(f)	(g)	(h)	(i)	(j)	(k)	(l)	(m)	
1	Central Appalachian Mining, form	08 , Ky ,	195	MTC	UR	29,410			\$61.03	0.64	12,581	10.40	5.80
2	Progress Fuels Corporation	08 , Ky ,	119	MTC	UR	30,396			\$75.50	0.75	12,730	9.28	5.81
3	Alliance Coal Sales Corp	08 , Ky ,	195	MTC	UR	49,072			\$61.23	0.61	12,742	8.77	6.12
4	Massey Coal Sales	08 , Wv ,	005	MTC	UR	28,914			\$73.73	0.70	12,418	12.56	5.82
5	Arch Coal Sales	08 Va	105	S	UR	9,945			\$89.14	0.68	12,617	11.17	5.63
6	Transfer Facility	N/A		N/A	OB	90,605			\$66.08	0.53	11,658	5.59	11.98
7	Transfer Facility	N/A		N/A	OB	87,345			\$72.53	0.67	12,220	9.54	8.39

MONTHLY REPORT OF COST AND QUALITY OF COAL FOR ELECTRIC PLANTS
ORIGIN, TONNAGE, DELIVERED PRICE AND AS RECEIVED QUALITY

1. Report for: Mo. December 2005

2. Reporting Company: Florida Power Corporation

3. Plant Name: Crystal River 4 & 5

4. Name, Title and Telephone Number of Contact
Person Concerning Data Submitted on this Form
Amy B. Futrell - Business Financial Analyst
(919) 546-2678

5. Signature of Official Submitting Report


James A. King - Regulated Back Office Manager

6. Date Completed: February 14, 2006

Line No.	Supplier Name	Mine Location	Purchase Type	Tons	F.O.B. Mine Price (\$/Ton)	Short Haul & Loading Charges (\$/Ton)	Original Invoice Price (\$/Ton)	Retro-active Price Increases (\$/Ton)	Base Price (\$/Ton)	Quality Adjust-ments (\$/Ton)	Effective Purchase Price (\$/Ton)
(a)	(b)	(c)	(d)	(e)	(f)	(g)	(h)	(i)	(j)	(k)	(l)
1	Central Appalachian Mining, form	08 , Ky ,	195 MTC	29,410		\$0.00		\$0.00			
2	Progress Fuels Corporation	08 , Ky ,	119 MTC	30,396		\$0.00		\$0.00			
3	Alliance Coal Sales Corp	08 , Ky ,	195 MTC	49,072		\$0.00		\$0.00			
4	Massey Coal Sales	08 , Wv ,	005 MTC	28,914		\$0.00		\$0.00			
5	Arch Coal Sales	08 Va	105 S	9,945		\$0.00		\$0.00			
6	Transfer Facility	N/A	N/A	90,605		\$0.00		\$0.00		N/A	
7	Transfer Facility	N/A	N/A	87,345		\$0.00		\$0.00		N/A	

MONTHLY REPORT OF COST AND QUALITY OF COAL FOR ELECTRIC PLANTS
ORIGIN, TONNAGE, DELIVERED PRICE AND AS RECEIVED QUALITY


1. Report for: Mo. December 2005

2. Reporting Company: Florida Power Corporation

3. Plant Name: Crystal River 4 & 5

4. Name, Title and Telephone Number of Contact
Person Concerning Data Submitted on this Form
Amy B. Futrell - Business Financial Analyst
(919) 546-2678

5. Signature of Official Submitting Report


James A. King - Regulated Back Office Manager

6. Date Completed: February 14, 2006


Line No.	Supplier Name	Mine Location	Shipping Point	Transportation Mode	Tons	Effective Purchase Price (\$/Ton)	Additional Shorthaul Charges (\$/Ton)	Rail Rate (\$/Ton)	Other Rail Charges (\$/Ton)	River Barge Rate (\$/Ton)	Trans-loading Rate (\$/Ton)	Ocean Barge Rate (\$/Ton)	Other Water Charges (\$/Ton)	Other Related Charges (\$/Ton)	Transportation Charges (\$/Ton)	F.O.B. Plant Price (\$/Ton)
(a)	(b)	(c)	(d)	(e)	(f)	(g)	(h)	(i)	(j)	(k)	(l)	(m)	(n)	(o)	(p)	(q)
1	Central Appalachian Mining, formerly /	08 , Ky ,	195 Pike, Ky	UR	29,410		N/A			N/A	N/A	N/A	N/A	N/A		\$61.03
2	Progress Fuels Corporation	08 , Ky ,	119 Knott, Ky	UR	30,396		N/A			N/A	N/A	N/A	N/A	N/A		\$75.50
3	Alliance Coal Sales Corp	08 , Ky ,	195 Pike, Ky	UR	49,072		N/A			N/A	N/A	N/A	N/A	N/A		\$61.23
4	Massey Coal Sales	08 , Wv ,	005 Boone, Wv	UR	28,914		N/A			N/A	N/A	N/A	N/A	N/A		\$73.73
5	Arch Coal Sales	08 Va	105 Lee, Va.	UR	9,945		N/A			N/A	N/A	N/A	N/A	N/A		\$89.14
6	Transfer Facility	N/A	Plaquemines, L	OB	90,605		N/A	N/A	N/A	N/A	N/A	N/A	N/A	N/A		\$66.08
7	Transfer Facility	N/A	Mobile, Al	OB	87,345		N/A	N/A	N/A	N/A	N/A	N/A	N/A	N/A		\$72.53

MONTHLY REPORT OF COST AND QUALITY OF COAL FOR ELECTRIC PLANTS
 REPORT OF ADJUSTMENTS TO PREVIOUS COAL DELIVERIES

- 1. Report for: Mo. December 2005
- 2. Reporting Company: Florida Power Corporation
- 3. Plant Name: Crystal River 4 & 5

4. Name, Title and Telephone Number of Contact
 Person Concerning Data Submitted on this Form
 Amy B. Futrell - Business Financial Analyst
 (919) 546-2678

5. Signature of Official Submitting Report



 James A. King - Regulated Back Office Manager

6. Date Completed: February 14, 2006


Line No.	Month Reported	Form Plant Name	Intended Generating Plant	Supplier	Original Line Number	Old Volume (tons)	Form No.	Column Title	Old Value	New Value	New F.O.B. Plant Price	Reason for Revision
(a)	(b)	(c)	(d)	(e)	(f)	(g)	(h)	(i)	(j)	(k)	(l)	(m)
---NONE---												

MONTHLY REPORT OF COST AND QUALITY OF COAL FOR ELECTRIC PLANTS
 ORIGIN, TONNAGE, DELIVERED PRICE AND AS RECEIVED QUALITY

1. Report for: Mo. December 2005
2. Reporting Company: Florida Power Corporation
3. Plant Name: McDuffie Coal Terminal

4. Name, Title and Telephone Number of Contact Person Concerning Data Submitted on this Form
 Amy B. Futrell - Business Financial Analyst
 (919) 546-2678

5. Signature of Official Submitting Report


 James A. King - Regulated Back Office Manager

6. Date Completed: February 14, 2006

(a) Line No.	(b) Supplier Name	(c) Mine Location	(d) Purchase Type	(e) Transportation Mode	(f) Tons	(g) Effective Purchase Price (\$/Ton)	Total		(i) F.O.B. Plant Price (\$/Ton)	As Received Coal Quality		
							(h) Transportation Cost (\$/Ton)	(j) Sulfur (%)		(k) Blu Content (Btu/lb)	(l) Ash (%)	(m) Moisture (%)
1	Drummond Coal Sales, Inc.	25, JM, 999	MTC	GB	74,983	██████████	██████████	\$ 55.50	0.52	11,636	5.70	11.83

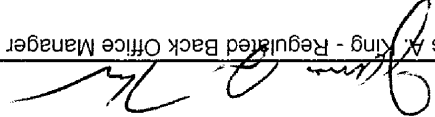
MONTHLY REPORT OF COST AND QUALITY OF COAL FOR ELECTRIC PLANTS
 ORIGIN, TONNAGE, DELIVERED PRICE AND AS RECEIVED QUALITY

1. Report for: Mo. December 2005

2. Reporting Company: Florida Power Corporation

3. Plant Name: McDuffie Coal Terminal

5. Signature of Official Submitting Report


 James A. King - Registered Back Office Manager

6. Date Completed: February 14, 2006

4. Name, Title and Telephone Number of Contact
 Person Concerning Data Submitted on this Form
 Amy B. Futrell - Business Financial Analyst
 (919) 546-2678


Line No.	(a)	(b)	(c)	(d)	(e)	(f)	(g)	(h)	(i)	(j)	(k)	(l)
	Supplier Name	Mine Location	Purchase Type	Tons	Price (\$/Ton)	Mine & Loading Charges (\$/Ton)	Short Haul Original Invoice Price (\$/Ton)	Retro-active Price Increases (\$/Ton)	Base Price (\$/Ton)	Adjust-ments (\$/Ton)	Effective Purchase Price (\$/Ton)	
1	Drummond Coal Sales, Inc.	25 IM ,	999	MTC	74,983	\$ -	\$ -					

MONTHLY REPORT OF COST AND QUALITY OF COAL FOR ELECTRIC PLANTS
ORIGIN, TONNAGE, DELIVERED PRICE AND AS RECEIVED QUALITY

- 1. Report for: Mo. December 2005
- 2. Reporting Company: Florida Power Corporation
- 3. Plant Name: McDuffie Coal Terminal

4. Name, Title and Telephone Number of Contact Person Concerning Data Submitted on this Form
Amy B. Futrell - Business Financial Analyst
(919) 546-2678

5. Signature of Official Submitting Report


James A. King - Regulated Back Office Manager

6. Date Completed: February 14, 2006


Line No.	Supplier Name	Mine Location	Shipping Point	Transportation Mode	Tons	Purchase Price (\$/Ton)	Additional Effective Shorthaul Loading Charges (\$/Ton)	Rail Rate (\$/Ton)	Other Rail Charges (\$/Ton)	River Barge Rate (\$/Ton)	Trans-loading Rate (\$/Ton)	Ocean Barge Rate (\$/Ton)	Other Water Charges (\$/Ton)	Other Related Charges (\$/Ton)	Transportation Charges (\$/Ton)	F.O.B. Plant Price (\$/Ton)
(a)	(b)	(c)	(d)	(e)	(f)	(g)	(h)	(i)	(j)	(k)	(l)	(m)	(n)	(o)	(p)	(q)
1	Drummond Coal Sales, Inc.	25, IM, 999	Cartagena, Co	GB	74,983	██████████	N/A	N/A	N/A	N/A	██████████	N/A	N/A	N/A	██████████	\$ 55.50

MONTHLY REPORT OF COST AND QUALITY OF COAL FOR ELECTRIC PLANTS
 REPORT OF ADJUSTMENTS TO PREVIOUS COAL DELIVERIES

- 1. Report for: Mo. December 2005
- 2. Reporting Company: Florida Power Corporation
- 3. Plant Name: McDuffie Coal Terminal

4. Name, Title and Telephone Number of Contact
 Person Concerning Data Submitted on this Form
 Amy B. Futrell - Business Financial Analyst
 (919) 546-2678

5. Signature of Official Submitting Report



 James A. King - Regulated Back Office Manager

6. Date Completed: February 14, 2006

Line No.	Month Reported	Form Plant Name	Intended Generating Plant	Supplier	Original Line Number	Old Volume (tons)	Form No.	Column Title	Old Value	New Value	New F.O.B. Plant Price	Reason for Revision
(a)	(b)	(c)	(d)	(e)	(f)	(g)	(h)	(i)	(j)	(k)	(l)	(m)
	---NONE---											

MONTHLY REPORT OF COST AND QUALITY OF COAL FOR ELECTRIC PLANTS
ORIGIN, TONNAGE, DELIVERED PRICE AND AS RECEIVED QUALITY

- 1. Report for: Mo. December 2005
- 2. Reporting Company: Florida Power Corporation
- 3. Plant Name: Transfer Facility - IMT

4. Name, Title and Telephone Number of Contact
Person Concerning Data Submitted on this Form
Amy B. Futrell - Business Financial Analyst
(919) 546-2678

5. Signature of Official Submitting Report


James A. King - Regulated Back Office Manager

6. Date Completed: February 14, 2006

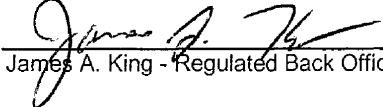
Line No.	Supplier Name	Mine Location	Purchase Type	Transportation Mode	Tons	Effective Purchase Price (\$/Ton)	Total Transportation Cost (\$/Ton)	F.O.B. Plant Price (\$/Ton)	As Received Coal Quality			
									Percent Sulfur (%)	Btu Content (Btu/lb)	Percent Ash (%)	Percent Moisture (%)
(a)	(b)	(c)	(d)	(e)	(f)	(g)	(h)	(i)	(j)	(k)	(l)	(m)
1	Central Coal Co.	8 , Wv , 39	MTC	B	15,770			\$ 62.29	0.70	12,417	11.83	6.12
2	Central Coal Co.	8 , Wv , 39	MTC	B	9,033			\$ 62.79	0.70	12,417	11.83	6.12
3	Progress Fuels Corporation	8 , Wv , 39	MTC	B	21,773			\$ 72.58	0.67	12,360	11.42	7.41
4	Progress Fuels Corporation	8 , Wv , 39	MTC	B	2,447			\$ 72.67	0.67	12,360	11.42	7.41
5	Progress Fuels Corporation	8 , Wv , 39	MTC	B	18,654			\$ 72.87	0.69	12,426	12.12	5.96
6	Progress Fuels Corporation	8 , Wv , 39	MTC	B	1,574			\$ 73.32	0.69	12,426	12.12	5.96
7	Guasare Coal American, Inc	50 , IM , 999	MTC	OB	14,389			\$ 40.54	0.54	13,116	5.24	7.44
8	Guasare Coal American, Inc	50 , IM , 999	MTC	OB	36,121			\$ 42.09	0.54	13,116	5.24	7.44

MONTHLY REPORT OF COST AND QUALITY OF COAL FOR ELECTRIC PLANTS
ORIGIN, TONNAGE, DELIVERED PRICE AND AS RECEIVED QUALITY

- 1. Report for: Mo. December 2005
- 2. Reporting Company: Florida Power Corporation
- 3. Plant Name: Transfer Facility - IMT

4. Name, Title and Telephone Number of Contact Person Concerning Data Submitted on this Form
Amy B. Futrell - Business Financial Analyst
(919) 546-2678

5. Signature of Official Submitting Report


James A. King - Regulated Back Office Manager

6. Date Completed: February 14, 2006


Line No.	Supplier Name	Mine Location	Purchase Type	Tons	F.O.B. Mine Price (\$/Ton)	Short Haul & Loading Charges (\$/Ton)	Original Invoice Price (\$/Ton)	Retro-active Price Inc(Dec) (\$/Ton)	Base Price (\$/Ton)	Quality Adjust-ments (\$/Ton)	Effective Purchase Price (\$/Ton)
(a)	(b)	(c)	(d)	(e)	(f)	(g)	(h)	(i)	(j)	(k)	(l)
1	Central Coal Co.	08 , Wv ,	039 MTC	15,770		\$0.00		\$0.00			
2	Central Coal Co.	08 , Wv ,	039 MTC	9,033		\$0.00		\$0.00			
3	Progress Fuels Corporation	08 , Wv ,	039 MTC	21,773		\$0.00		\$0.00			
4	Progress Fuels Corporation	08 , Wv ,	039 MTC	2,447		\$0.00		\$0.00			
5	Progress Fuels Corporation	08 , Wv ,	039 MTC	18,654		\$0.00		\$0.00			
6	Progress Fuels Corporation	08 , Wv ,	039 MTC	1,574		\$0.00		\$0.00			
7	Guasare Coal American, Inc	50 , IM ,	999 MTC	14,389		\$0.00		\$0.00			
8	Guasare Coal American, Inc	50 , IM ,	999 MTC	36,121		\$0.00		\$0.00			

MONTHLY REPORT OF COST AND QUALITY OF COAL FOR ELECTRIC PLANTS
ORIGIN, TONNAGE, DELIVERED PRICE AND AS RECEIVED QUALITY

- 1. Report for: Mo. December 2005
- 2. Reporting Company: Florida Power Corporation
- 3. Plant Name: Transfer Facility - IMT

4. Name, Title and Telephone Number of Contact
Person Concerning Data Submitted on this Form
Amy B. Futrell - Business Financial Analyst
(919) 546-2678

5. Signature of Official Submitting Report


James A. King - Regulated Back Office Manager

6. Date Completed: February 14, 2006


Line No.	Supplier Name	Mine Location	Shipping Point	Transportation Mode	Tons	Effective Purchase Price (\$/Ton)	Additional Shorthaul		Rail Rate (\$/Ton)	Other Rail Charges (\$/Ton)	River Barge Rate (\$/Ton)	Trans-loading Rate (\$/Ton)	Ocean Barge Rate (\$/Ton)	Other Water Charges (\$/Ton)	Other Related Charges (\$/Ton)	Transportation Charges (\$/Ton)	F.O.B. Plant Price (\$/Ton)
							Charges (\$/Ton)	Rate (\$/Ton)									
(a)	(b)	(c)	(d)	(e)	(f)	(g)	(h)	(i)	(j)	(k)	(l)	(m)	(n)	(o)	(p)	(q)	
1	Central Coal Co.	08 , Wv ,	039 Kanawha,Wv	B	15,770		N/A	N/A	N/A				N/A	N/A	N/A		\$62.29
2	Central Coal Co.	08 , Wv ,	039 Kanawha,Wv	B	9,033		N/A	N/A	N/A				N/A	N/A	N/A		\$62.79
3	Progress Fuels Corporation	08 , Wv ,	039 Kanawha,Wv	B	21,773		N/A	N/A	N/A				N/A	N/A	N/A		\$72.58
4	Progress Fuels Corporation	08 , Wv ,	039 Kanawha,Wv	B	2,447		N/A	N/A	N/A				N/A	N/A	N/A		\$72.67
5	Progress Fuels Corporation	08 , Wv ,	039 Kanawha,Wv	B	18,654		N/A	N/A	N/A				N/A	N/A	N/A		\$72.87
6	Progress Fuels Corporation	08 , Wv ,	039 Kanawha,Wv	B	1,574		N/A	N/A	N/A				N/A	N/A	N/A		\$73.32
7	Guasare Coal American, Inc	50 , IM ,	999 Maracaibo, Vz	OB	14,389		N/A	N/A	N/A		N/A		N/A	N/A	N/A		\$40.54
8	Guasare Coal American, Inc	50 , IM ,	999 Maracaibo, Vz	OB	36,121		N/A	N/A	N/A		N/A		N/A	N/A	N/A		\$42.09

MONTHLY REPORT OF COST AND QUALITY OF COAL FOR ELECTRIC PLANTS
 REPORT OF ADJUSTMENTS TO PREVIOUS COAL DELIVERIES

- 1. Report for: Mo. December 2005
- 2. Reporting Company: Florida Power Corporation
- 3. Plant Name: Transfer Facility - IMT

4. Name, Title and Telephone Number of Contact
 Person Concerning Data Submitted on this Form
 Amy B. Futrell - Business Financial Analyst
 (919) 546-2678

5. Signature of Official Submitting Report



 James A. King - Regulated Back Office Manager

6. Date Completed: February 14, 2006

Line No.	Month Reported	Form Plant Name	Intended Generating Plant	Supplier	Original Line Number	Old Volume (tons)	Form No.	Column Title	Old Value	New Value	New F.O.B. Plant Price	Reason for Revision
(a)	(b)	(c)	(d)	(e)	(f)	(g)	(h)	(i)	(j)	(k)	(l)	(m)
--NONE--												