

AUSLEY & MCMULLEN

ATTORNEYS AND COUNSELORS AT LAW

227 SOUTH CALHOUN STREET
P.O. BOX 391 (ZIP 32302)
TALLAHASSEE, FLORIDA 32301
(850) 224-9115 FAX (850) 222-7560

April 17, 2006

HAND DELIVERED

Ms. Blanca S. Bayo, Director
Division of Commission Clerk
and Administrative Services
Florida Public Service Commission
2540 Shumard Oak Boulevard
Tallahassee, Florida 32399-0850

Re: Fuel and Purchased Power Cost Recovery Clause
and Generating Performance Incentive Factor;
FPSC Docket No. 060001-EI


Dear Ms. Bayo:

Enclosed for filing in the above-styled docket are the original and ten (10) copies of Tampa Electric Company's Forms 423-1, 423-1(a), 423-1(b), 423-2, 423-2(a), 423-2(b) and 423-2(c) for the month of February 2006. Portions of Forms 423-1(a), 423-2, 423-2(a) and 423-2(b) have been whited out to delete certain confidential proprietary business information which is the subject of a separate request for specified confidential treatment being simultaneously filed herewith.

Please acknowledge receipt and filing of the above by stamping the duplicate copy of this letter and returning same to this writer.

Thank you for your assistance in connection with this matter.

Sincerely,



James D. Beasley

JDB/pp
Enclosures

cc: All Parties of Record (w/o encls.)

DOCUMENT NUMBER-DATE

03372 APR 17 06

FPSC-COMMISSION CLERK

MONTHLY REPORT OF COST AND QUALITY OF FUEL OIL FOR ELECTRIC PLANTS
ORIGIN, VOLUME, DELIVERED PRICE AND AS RECEIVED QUALITY

1. Reporting Month: February Year: 2006
2. Reporting Company: Tampa Electric Company

3. Name, Title & Telephone Number of Contact Person Concerning Data
Submitted on this Form: Jeffrey Chronister, Assistant Controller
(813) - 228 - 1609

4. Signature of Official Submitting Report: 
Jeffrey Chronister, Assistant Controller

5. Date Completed: April 17, 2006


Line No. (a)	Plant Name (b)	Supplier Name (c)	Shipping Point (d)	Purchase Type (e)	Delivery Location (f)	Delivery Date (g)	Type Oil (h)	Sulfur Content % (i)	BTU Content (BTU/Gal) (j)	Volume (Bbls) (k)	Delivered Price (\$/Bbl) (l)
1.	Big Bend	BP/Big Bend	Tampa	MTC	Big Bend	2/1/2006	F02	*	*	713.08	\$81.8449
2.	Big Bend	BP/Big Bend	Tampa	MTC	Big Bend	2/3/2006	F02	*	*	532.14	\$80.4814
3.	Big Bend	BP/Big Bend	Tampa	MTC	Big Bend	2/4/2006	F02	*	*	890.07	\$80.4811
4.	Big Bend	BP/Big Bend	Tampa	MTC	Big Bend	2/5/2006	F02	*	*	356.50	\$80.4810
5.	Big Bend	BP/Big Bend	Tampa	MTC	Big Bend	2/7/2006	F02	*	*	718.76	\$77.6672
6.	Big Bend	BP/Big Bend	Tampa	MTC	Big Bend	2/8/2006	F02	*	*	178.29	\$77.2870
7.	Big Bend	BP/Big Bend	Tampa	MTC	Big Bend	2/11/2006	F02	*	*	178.19	\$77.6881
8.	Big Bend	BP/Big Bend	Tampa	MTC	Big Bend	2/12/2006	F02	*	*	357.60	\$77.6870
9.	Big Bend	BP/Big Bend	Tampa	MTC	Big Bend	2/14/2006	F02	*	*	177.98	\$76.1114
10.	Big Bend	BP/Big Bend	Tampa	MTC	Big Bend	2/16/2006	F02	*	*	355.64	\$77.4996
11.	Big Bend	BP/Big Bend	Tampa	MTC	Big Bend	2/17/2006	F02	*	*	353.36	\$78.7373
12.	Big Bend	BP/Big Bend	Tampa	MTC	Big Bend	2/20/2006	F02	*	*	711.66	\$78.7387
13.	Big Bend	BP/Big Bend	Tampa	MTC	Big Bend	2/21/2006	F02	*	*	177.67	\$78.4845
14.	Big Bend	BP/Big Bend	Tampa	MTC	Big Bend	2/23/2006	F02	*	*	177.64	\$78.1092
15.	Big Bend	BP/Big Bend	Tampa	MTC	Big Bend	2/24/2006	F02	*	*	537.88	\$80.5231
16.	Big Bend	BP/Big Bend	Tampa	MTC	Big Bend	2/25/2006	F02	*	*	175.14	\$80.5243
17.	Big Bend	BP/Big Bend	Tampa	MTC	Big Bend	2/26/2006	F02	*	*	182.52	\$80.5247
18.	Big Bend	BP/Big Bend	Tampa	MTC	Big Bend	2/27/2006	F02	*	*	353.33	\$78.7597
19.	Big Bend	BP/Big Bend	Tampa	MTC	Big Bend	2/28/2006	F02	*	*	177.91	\$80.4156
20.	Polk	BP/Polk	Tampa	MTC	Polk	2/16/2006	F02	*	*	891.55	\$77.9776
21.	Polk	BP/Polk	Tampa	MTC	Polk	2/17/2006	F02	*	*	533.98	\$79.2162
22.	Polk	BP/Polk	Tampa	MTC	Polk	2/18/2006	F02	*	*	177.81	\$79.2165
23.	Polk	BP/Polk	Tampa	MTC	Polk	2/19/2006	F02	*	*	711.36	\$79.2165
24.	Polk	BP/Polk	Tampa	MTC	Polk	2/21/2006	F02	*	*	533.02	\$78.9653
25.	Polk	BP/Polk	Tampa	MTC	Polk	2/22/2006	F02	*	*	355.64	\$78.5874

MONTHLY REPORT OF COST AND QUALITY OF FUEL OIL FOR ELECTRIC PLANTS
ORIGIN, VOLUME, DELIVERED PRICE AND AS RECEIVED QUALITY

1. Reporting Month: February Year: 2006

2. Reporting Company: Tampa Electric Company

3. Name, Title & Telephone Number of Contact Person Concerning Data
Submitted on this Form: Jeffrey Chronister, Assistant Controller
(813) - 228 - 1609

4. Signature of Official Submitting Report: 
Jeffrey Chronister, Assistant Controller

5. Date Completed: April 17, 2006

Line No. (a)	Plant Name (b)	Supplier Name (c)	Shipping Point (d)	Purchase Type (e)	Delivery Location (f)	Delivery Date (g)	Type Oil (h)	Sulfur Content % (i)	BTU Content (BTU/Gal) (j)	Volume (Bbls) (k)	Delivered Price (\$/Bbl) (l)
26.	Polk	BP/Polk	Tampa	MTC	Polk	02/23/06	F02	*	*	1,062.11	\$78.5857
27.	Polk	BP/Polk	Tampa	MTC	Polk	02/24/06	F02	*	*	528.81	\$81.0017
28.	Polk	BP/Polk	Tampa	MTC	Polk	02/25/06	F02	*	*	182.74	\$81.0009
29.	Polk	BP/Polk	Tampa	MTC	Polk	02/26/06	F02	*	*	710.57	\$81.0019
30.	Polk	BP/Polk	Tampa	MTC	Polk	02/27/06	F02	*	*	886.64	\$79.2380
31.	Polk	BP/Polk	Tampa	MTC	Polk	02/28/06	F02	*	*	889.79	\$80.8964
32.	Phillips	Transmontaigne/Phillips	Tampa	MTC	Phillips	02/01/06	F06	*	*	320.10	\$54.2550
33.	Phillips	Transmontaigne/Phillips	Tampa	MTC	Phillips	02/02/06	F06	*	*	317.14	\$54.2550
34.	Phillips	Transmontaigne/Phillips	Tampa	MTC	Phillips	02/03/06	F06	*	*	317.86	\$54.2550
35.	Phillips	Transmontaigne/Phillips	Tampa	MTC	Phillips	02/06/06	F06	*	*	316.52	\$55.5050
36.	Phillips	Transmontaigne/Phillips	Tampa	MTC	Phillips	02/07/06	F06	*	*	319.81	\$55.5049
37.	Phillips	Transmontaigne/Phillips	Tampa	MTC	Phillips	02/08/06	F06	*	*	315.42	\$55.5050
38.	Phillips	Transmontaigne/Phillips	Tampa	MTC	Phillips	02/09/06	F06	*	*	319.57	\$55.5050
39.	Phillips	Transmontaigne/Phillips	Tampa	MTC	Phillips	02/10/06	F06	*	*	315.64	\$55.5050

MONTHLY REPORT OF COST AND QUALITY OF FUEL OIL FOR ELECTRIC PLANTS
 DETAIL OF INVOICE AND TRANSPORTATION CHARGES

1. Reporting Month: February Year: 2006

2. Reporting Company: Tampa Electric Company

3. Name, Title & Telephone Number of Contact Person Concerning Data
 Submitted on this Form: Jeffrey Chronister, Assistant Controller
 (813) - 228 - 1609

4. Signature of Official Submitting Report: 
 Jeffrey Chronister, Assistant Controller

5. Date Completed: April 17, 2006

Line No. (a)	Plant Name (b)	Supplier Name (c)	Delivery Location (d)	Delivery Date (e)	Type Oil (f)	Volume (Bbls) (g)	Invoice Price (\$/Bbl) (h)	Invoice Amount \$ (i)	Discount \$ (j)	Net Amount \$ (k)	Net Price (\$/Bbl) (l)	Quality Adjust. (\$/Bbl) (m)	Effective Purchase Price (\$/Bbl) (n)	Transport to Terminal (\$/Bbl) (o)	Add'l Transport Charges (\$/Bbl) (p)	Other Charges (\$/Bbl) (q)	Delivered Price (\$/Bbl) (r)
1.	Big Bend	BP/Big Bend	Big Bend	2/1/2006	F02	713.08									\$0.0000	\$0.0000	\$81.8449
2.	Big Bend	BP/Big Bend	Big Bend	2/3/2006	F02	532.14									\$0.0000	\$0.0000	\$80.4814
3.	Big Bend	BP/Big Bend	Big Bend	2/4/2006	F02	890.07									\$0.0000	\$0.0000	\$80.4811
4.	Big Bend	BP/Big Bend	Big Bend	2/5/2006	F02	356.50									\$0.0000	\$0.0000	\$80.4810
5.	Big Bend	BP/Big Bend	Big Bend	2/7/2006	F02	718.76									\$0.0000	\$0.0000	\$77.6672
6.	Big Bend	BP/Big Bend	Big Bend	2/8/2006	F02	178.29									\$0.0000	\$0.0000	\$77.2870
7.	Big Bend	BP/Big Bend	Big Bend	2/11/2006	F02	178.19									\$0.0000	\$0.0000	\$77.6881
8.	Big Bend	BP/Big Bend	Big Bend	2/12/2006	F02	357.60									\$0.0000	\$0.0000	\$77.6870
9.	Big Bend	BP/Big Bend	Big Bend	2/14/2006	F02	177.98									\$0.0000	\$0.0000	\$76.1114
10.	Big Bend	BP/Big Bend	Big Bend	2/16/2006	F02	355.64									\$0.0000	\$0.0000	\$77.4996
11.	Big Bend	BP/Big Bend	Big Bend	2/17/2006	F02	353.36									\$0.0000	\$0.0000	\$78.7373
12.	Big Bend	BP/Big Bend	Big Bend	2/20/2006	F02	711.66									\$0.0000	\$0.0000	\$78.7387
13.	Big Bend	BP/Big Bend	Big Bend	2/21/2006	F02	177.67									\$0.0000	\$0.0000	\$78.4845
14.	Big Bend	BP/Big Bend	Big Bend	2/23/2006	F02	177.64									\$0.0000	\$0.0000	\$78.1092
15.	Big Bend	BP/Big Bend	Big Bend	2/24/2006	F02	537.88									\$0.0000	\$0.0000	\$80.5231
16.	Big Bend	BP/Big Bend	Big Bend	2/25/2006	F02	175.14									\$0.0000	\$0.0000	\$80.5243
17.	Big Bend	BP/Big Bend	Big Bend	2/26/2006	F02	182.52									\$0.0000	\$0.0000	\$80.5247
18.	Big Bend	BP/Big Bend	Big Bend	2/27/2006	F02	353.33									\$0.0000	\$0.0000	\$78.7597
19.	Big Bend	BP/Big Bend	Big Bend	2/28/2006	F02	177.91									\$0.0000	\$0.0000	\$80.4156
20.	Polk	BP/Polk	Polk	02/16/06	F02	891.55									\$0.0000	\$0.0000	\$77.9776
21.	Polk	BP/Polk	Polk	02/17/06	F02	533.98									\$0.0000	\$0.0000	\$79.2162
22.	Polk	BP/Polk	Polk	02/18/06	F02	177.81									\$0.0000	\$0.0000	\$79.2165
23.	Polk	BP/Polk	Polk	02/19/06	F02	711.36									\$0.0000	\$0.0000	\$79.2165
24.	Polk	BP/Polk	Polk	02/21/06	F02	533.02									\$0.0000	\$0.0000	\$78.9653
25.	Polk	BP/Polk	Polk	02/22/06	F02	355.64									\$0.0000	\$0.0000	\$78.5874

* No analysis Taken
 FPSC FORM 423-1(a) (2/87)


MONTHLY REPORT OF COST AND QUALITY OF FUEL OIL FOR ELECTRIC PLANTS
 DETAIL OF INVOICE AND TRANSPORTATION CHARGES

1. Reporting Month: February Year: 2006

2. Reporting Company: Tampa Electric Company

3. Name, Title & Telephone Number of Contact Person Concerning Data
 Submitted on this Form: Jeffrey Chronister, Assistant Controller
 (813) - 228 - 1609

4. Signature of Official Submitting Report:



Jeffrey Chronister, Assistant Controller

5. Date Completed: April 17, 2006


Line No. (a)	Plant Name (b)	Supplier Name (c)	Delivery Location (d)	Delivery Date (e)	Type Oil (f)	Volume (Bbls) (g)	Invoice Price (\$/Bbl) (h)	Invoice Amount \$ (i)	Discount \$ (j)	Net Amount \$ (k)	Net Price (\$/Bbl) (l)	Quality Adjust. (\$/Bbl) (m)	Effective Purchase Price (\$/Bbl) (n)	Transport to Terminal (\$/Bbl) (o)	Add'l Transport Charges (\$/Bbl) (p)	Other Charges (\$/Bbl) (q)	Delivered Price (\$/Bbl) (r)
26.	Polk	BP/Polk	Polk	02/23/06	F02	1,062.11									\$0.0000	\$0.0000	\$78.5857
27.	Polk	BP/Polk	Polk	02/24/06	F02	528.81									\$0.0000	\$0.0000	\$81.0017
28.	Polk	BP/Polk	Polk	02/25/06	F02	182.74									\$0.0000	\$0.0000	\$81.0009
29.	Polk	BP/Polk	Polk	02/26/06	F02	710.57									\$0.0000	\$0.0000	\$81.0019
30.	Polk	BP/Polk	Polk	02/27/06	F02	886.64									\$0.0000	\$0.0000	\$79.2380
31.	Polk	BP/Polk	Polk	02/28/06	F02	889.79									\$0.0000	\$0.0000	\$80.8964
32.	Phillips	Transmontaigne/Pt Phillips		02/01/06	F06	320.10									\$0.0000	\$0.0000	\$54.2550
33.	Phillips	Transmontaigne/Pt Phillips		02/02/06	F06	317.14									\$0.0000	\$0.0000	\$54.2550
34.	Phillips	Transmontaigne/Pt Phillips		02/03/06	F06	317.86									\$0.0000	\$0.0000	\$54.2550
35.	Phillips	Transmontaigne/Pt Phillips		02/06/06	F06	316.52									\$0.0000	\$0.0000	\$55.5050
36.	Phillips	Transmontaigne/Pt Phillips		02/07/06	F06	319.81									\$0.0000	\$0.0000	\$55.5049
37.	Phillips	Transmontaigne/Pt Phillips		02/08/06	F06	315.42									\$0.0000	\$0.0000	\$55.5050
38.	Phillips	Transmontaigne/Pt Phillips		02/09/06	F06	319.57									\$0.0000	\$0.0000	\$55.5050
39.	Phillips	Transmontaigne/Pt Phillips		02/10/06	F06	315.64									\$0.0000	\$0.0000	\$55.5050

* No analysis Taken
 FPSC FORM 423-1(a) (2/87)

MONTHLY REPORT OF COST AND QUALITY OF FUEL OIL FOR ELECTRIC PLANTS
REPORT OF ADJUSTMENTS TO PREVIOUS OIL DELIVERIES

1. Reporting Month: February Year: 2006
2. Reporting Company: Tampa Electric Company

3. Name, Title & Telephone Number of Contact Person Concerning Data
Submitted on this Form: Jeffrey Chronister, Director Financial Reporting
(813) - 228 - 1609

4. Signature of Official Submitting Report: 
Jeffrey Chronister, Assistant Controller

5. Date Completed: April 17, 2006

Line No. (a)	Month Reported (b)	Form Plant Name (c)	Supplier (d)	Original Line Number (e)	Old Volume (Bbls) (f)	Form No. (g)	Column Designator & Title (h)	Old Value (i)	New Value (j)	New Delivered Price (\$/Bbls) (k)	Reason for Revision (l)
1.	February 2005	Phillips	Transmontaigne	3.	488.55	423-1 (a)	Col. (h), Invoice Price	\$32.5250	\$32.9620	\$32.9620	Price Adjustment
2.	February 2005	Phillips	Transmontaigne	4.	486.40	423-1 (a)	Col. (h), Invoice Price	\$32.5250	\$32.9620	\$32.9620	Price Adjustment
3.	February 2005	Phillips	Transmontaigne	5.	480.05	423-1 (a)	Col. (h), Invoice Price	\$32.5250	\$32.9620	\$32.9620	Price Adjustment
4.	February 2005	Phillips	Transmontaigne	6.	490.78	423-1 (a)	Col. (h), Invoice Price	\$32.5250	\$32.9620	\$32.9620	Price Adjustment
5.	October 2005	Big Bend	BP	2.	352.24	423-1 (a)	Col. (h), Invoice Price	\$86.5285	\$86.4432	\$86.4432	Price Adjustment
6.	October 2005	Phillips	BP	11.	529.93	423-1 (a)	Col. (h), Invoice Price	\$98.3349	\$98.3769	\$98.3769	Price Adjustment
7.	September 2005	Polk	Transmontaigne	42.	337.55	423-1 (a)	Col. (h), Invoice Price	\$96.6880	\$96.2135	\$96.2135	Price Adjustment
8.	September 2005	Polk	Transmontaigne	48.	853.31	423-1 (a)	Col. (h), Invoice Price	\$87.8687	\$87.4404	\$87.4404	Price Adjustment
9.	September 2005	Polk	Transmontaigne	50.	676.76	423-1 (a)	Col. (h), Invoice Price	\$87.8690	\$87.4406	\$87.4406	Price Adjustment
10.	September 2005	Polk	Transmontaigne	51.	1,703.76	423-1 (a)	Col. (h), Invoice Price	\$84.4626	\$84.0511	\$84.0511	Price Adjustment
11.	September 2005	Polk	Transmontaigne	52.	176.19	423-1 (a)	Col. (h), Invoice Price	\$86.3486	\$85.9287	\$85.9287	Price Adjustment

MONTHLY REPORT OF COST AND QUALITY OF COAL FOR ELECTRIC PLANTS
ORIGIN, TONNAGE, DELIVERED PRICE AND AS RECEIVED QUALITY

1. Reporting Month: February Year: 2006

2. Reporting Company: Tampa Electric Company

3. Plant Name: TECO Bulk Terminal Transfer Facility - Big Bend Station (1)

4. Name, Title & Telephone Number of Contact Person Concerning Data
Submitted on this Form: Jeffrey Chronister, Assistant Controller
(813) - 228 - 1609

5. Signature of Official Submitting Form:

Jeffrey Chronister
Jeffrey Chronister, Assistant Controller

6. Date Completed: April 17, 2006

Line No. (a)	Supplier Name (b)	Mine Location (c)	Purchase Type (d)	Transport Mode (e)	Tons (f)	Effective Purchase Price (\$/Ton) (g)	Total Transport Charges (\$/Ton) (h)	Delivered Price Transfer Facility (\$/Ton) (i)	As Received Coal Quality			
									Sulfur Content % (j)	BTU Content (BTU/lb) (k)	Ash Content % (l)	Moisture Content % (m)
1.	Alliance Coal	10,IL,193	LTC	RB	38,324.80			\$49.440	3.07	11,859	6.29	12.00
2.	Coal Sales	10,IL,59	LTC	RB	6,631.20			\$41.320	2.91	11,054	8.33	13.78
3.	Coal Sales	10,IL,157	LTC	RB	65,523.75			\$42.050	2.91	11,054	8.33	13.78
4.	Dodge Hill Mining	9,KY,225	LTC	RB	23,014.00			\$42.230	2.52	12,559	8.53	7.64
5.	Dodge Hill Mining	10,IL,165	LTC	RB	11,329.40			\$41.150	2.52	12,559	8.53	7.64
6.	Knight Hawk	10,IL,77&145	LTC	RB	38,342.93			\$45.290	3.16	11,262	9.03	12.03
7.	Synthetic American Fuel	10, IL,165	LTC	RB	58,723.80			\$42.570	2.84	12,115	8.88	9.03
8.	American Coal	10,IL,165	LTC	RB	12,000.00			\$47.720	2.32	11,925	7.73	10.95
9.	American Coal	10,IL,165	S	RB	23,948.00			\$47.720	2.36	11,896	7.94	10.86
10.	Coal Sales	10,IL,59	LTC	RB	27,792.90			\$43.940	2.92	12,124	9.03	8.81
11.	Dodge Hill Mining	9,KY,225	LTC	RB	12,441.50			\$53.330	2.45	12,826	8.25	6.76
12.	Dodge Hill Mining	10,IL,165	LTC	RB	4,876.90			\$50.860	3.09	12,165	9.18	8.48
13.	Knight Hawk	10,IL,77&145	LTC	RB	6,412.99			\$45.290	3.35	11,281	9.43	11.62

(1) As TECO Bulk Terminal Transfer Facility is a central storage site for coal prior to its delivery to the power plant, the coal from suppliers noted on this schedule is usually delivered to Big Bend Station but could ultimately be delivered to Polk Station.

MONTHLY REPORT OF COST AND QUALITY OF COAL FOR ELECTRIC PLANTS
 DETAILED PURCHASED COAL INVOICE INFORMATION


1. Reporting Month: February Year: 2006

2. Reporting Company: Tampa Electric Company

3. Plant Name: TECO Bulk Terminal Transfer Facility - Big Bend Station (1)

4. Name, Title & Telephone Number of Contact Person Concerning Data
 Submitted on this Form: Jeffrey Chronister, Assistant Controller
 (813) - 228 - 1609

5. Signature of Official Submitting Form:



Jeffrey Chronister, Assistant Controller

6. Date Completed: April 17, 2006

Line No. (a)	Supplier Name (b)	Mine Location (c)	Purchase Type (d)	Tons (e)	F.O.B. (2) Mine Price (\$/Ton) (f)	Shorthaul & Loading Charges (\$/Ton) (g)	Original Invoice Price (\$/Ton) (h)	Retro-active Price Adjustments (\$/Ton) (i)	Base Price (\$/Ton) (j)	Quality Adjustments (\$/Ton) (k)	Effective Purchase Price (\$/Ton) (l)
1.	Alliance Coal	10,IL,193	LTC	38,324.80	N/A	\$0.00		\$0.000		\$0.000	
2.	Coal Sales	10,IL,59	LTC	6,631.20	N/A	\$0.00		\$0.000		\$0.000	
3.	Coal Sales	10,IL,157	LTC	65,523.75	N/A	\$0.00		\$0.000		\$0.000	
4.	Dodge Hill Mining	9,KY,225	LTC	23,014.00	N/A	\$0.00		\$0.000		\$0.000	
5.	Dodge Hill Mining	10,IL,165	LTC	11,329.40	N/A	\$0.00		\$0.000		\$0.000	
6.	Knight Hawk	10,IL,77&145	LTC	38,342.93	N/A	\$0.00		\$0.000		\$0.000	
7.	Synthetic American Fuel	10, IL,165	LTC	58,723.80	N/A	\$0.00		\$0.000		\$0.000	
8.	American Coal	10,IL,165	LTC	12,000.00	N/A	\$0.00		\$0.000		\$0.000	
9.	American Coal	10,IL,165	S	23,948.00	N/A	\$0.00		\$0.000		\$0.000	
10.	Coal Sales	10,IL,59	LTC	27,792.90	N/A	\$0.00		\$0.000		\$0.000	
11.	Dodge Hill Mining	9,KY,225	LTC	12,441.50	N/A	\$0.00		\$0.000		\$0.000	
12.	Dodge Hill Mining	10,IL,165	LTC	4,876.90	N/A	\$0.00		\$0.000		\$0.000	
13.	Knight Hawk	10,IL,77&145	LTC	6,412.99	N/A	\$0.00		\$0.000		\$0.000	

(1) As TECO Bulk Terminal Transfer Facility is a central storage site for coal prior to its delivery to the power plant, the coal from suppliers noted on this schedule is usually delivered to Big Bend Station but could ultimately be delivered to Polk Station.

(2) Tampa Electric purchases coal F.O.B. shipping point or F.O.B. destination.

MONTHLY REPORT OF COST AND QUALITY OF COAL FOR ELECTRIC PLANTS
 DETAIL OF TRANSPORTATION CHARGES

1. Reporting Month: February Year: 2006

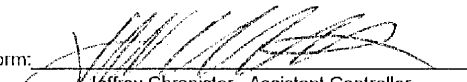
2. Reporting Company: Tampa Electric Company

3. Plant Name: TECO Bulk Terminal Transfer Facility - Big Bend Station (1)

4. Name, Title & Telephone Number of Contact Person Concerning Data

Submitted on this Form: Jeffrey Chronister, Assistant Controller
 (813) - 228 - 1609

5. Signature of Official Submitting Form:



Jeffrey Chronister, Assistant Controller

6. Date Completed: April 17, 2006

Line No. (a)	Supplier Name (b)	Mine Location (c)	Shipping Point (d)	Transport Mode (e)	Tons (f)	(2) Effective Purchase Price (\$/Ton) (g)	Add'l Shorthaul & Loading Charges (\$/Ton) (h)	Rail Charges		Waterborne Charges					Total Transportation Charges (\$/Ton) (p)	Delivered Price Facility (\$/Ton) (q)	
								Rail Rate (\$/Ton) (i)	Other Rail Charges (\$/Ton) (j)	River Barge Rate (\$/Ton) (k)	Trans-loading Rate (\$/Ton) (l)	Ocean Barge Rate (\$/Ton) (m)	Other Water Charges (\$/Ton) (n)	Other Related Charges (\$/Ton) (o)			
1.	Alliance Coal	10,IL,193	White Cnty., IL	RB	38,324.80		\$0.000		\$0.000								\$49.440
2.	Coal Sales	10,IL,59	Gallatin Cnty., IL	RB	6,631.20		\$0.000		\$0.000								\$41.320
3.	Coal Sales	10,IL,157	Randolph Cnty., IL	RB	65,523.75		\$0.000		\$0.000								\$42.050
4.	Dodge Hill Mining	9,KY,225	Union Cnty., KY	RB	23,014.00		\$0.000		\$0.000								\$42.230
5.	Dodge Hill Mining	10,IL,165	Saline Cnty., IL	RB	11,329.40		\$0.000		\$0.000								\$41.150
6.	Knight Hawk	10,IL,77&145	Jackson & Perry Cnty., IL	RB	38,342.93		\$0.000		\$0.000								\$45.290
7.	Synthetic American Fuel	10, IL,165	Saline Cnty., IL	RB	58,723.80		\$0.000		\$0.000								\$42.570
8.	American Coal	10,IL,165	Saline Cnty., IL	RB	12,000.00		\$0.000		\$0.000								\$47.720
9.	American Coal	10,IL,165	Saline Cnty., IL	RB	23,948.00		\$0.000		\$0.000								\$47.720
10.	Coal Sales	10,IL,59	Gallatin Cnty., IL	RB	27,792.90		\$0.000		\$0.000								\$43.940
11.	Dodge Hill Mining	9,KY,225	Union Cnty, KY	RB	12,441.50		\$0.000		\$0.000								\$53.330
12.	Dodge Hill Mining	10,IL,165	Saline Cnty., IL	RB	4,876.90		\$0.000		\$0.000								\$50.860
13.	Knight Hawk	10,IL,77&145	Jackson & Perry Cnty., IL	RB	6,412.99		\$0.000		\$0.000								\$45.290

(1) As TECO Bulk Terminal Transfer Facility is a central storage site for coal prior to its delivery to the power plant, the coal from suppliers noted on this schedule is usually delivered to Big Bend Station but could ultimately be delivered to Polk Station.

(2) Tampa Electric purchases coal F.O.B. shipping point or F.O.B. destination.

MONTHLY REPORT OF COST AND QUALITY OF COAL FOR ELECTRIC PLANTS
ORIGIN, TONNAGE, DELIVERED PRICE AND AS RECEIVED QUALITY

1. Reporting Month: February Year: 2006


2. Reporting Company: Tampa Electric Company

3. Plant Name: TECO Bulk Terminal Transfer Facility - Polk Station (1)

4. Name, Title & Telephone Number of Contact Person Concerning Data

Submitted on this Form: Jeffrey Chronister, Assistant Controller
(813) 228 - 1609

5. Signature of Official Submitting Form:


Jeffrey Chronister, Assistant Controller


6. Date Completed: April 17, 2006

Line No. (a)	Supplier Name (b)	Mine Location (c)	Purchase Type (d)	Transport Mode (e)	Tons (f)	Effective Purchase Price (\$/Ton) (g)	Total Transport Charges (\$/Ton) (h)	Delivered Price Transfer Facility (\$/Ton) (i)	As Received Coal Quality			
									Sulfur Content % (j)	BTU Content (BTU/lb) (k)	Ash Content % (l)	Moisture Content % (m)
1.	SSM Petcoke	N/A	S	RB	45,085.23			\$29,840	4.66	13,956	0.33	8.50
2.	CMC-Columbia	45,Columbia,999	S	OB	54,519.00			\$50,600	0.67	10,703	12.28	12.42

(1) As TECO Bulk Terminal Transfer Facility is a central storage site for coal prior to its delivery to the power plant, the coal from suppliers noted on this schedule is usually delivered to Polk Station but could ultimately be delivered to Big Bend Station.

MONTHLY REPORT OF COST AND QUALITY OF COAL FOR ELECTRIC PLANTS
 DETAILED PURCHASED COAL INVOICE INFORMATION

4. Name, Title & Telephone Number of Contact Person Concerning Data Submitted on this Form: Jeffrey Chronister, Manager Financial Reporting (813) - 228 - 1609

5. Signature of Official Submitting Form:  Jeffrey Chronister, Assistant Controller

6. Date Completed: April 17, 2006

1. Reporting Month: February Year: 2006

2. Reporting Company: Tampa Electric Company

3. Plant Name: TECO Bulk Terminal Transfer Facility - Polk Station (1)

No. (a)	Line Supplier Name (b)	Mine Location (c)	Purchase Type (d)	Tons (e)	F.O.B. (2) Mine Price (\$/Ton) (f)	Shorthaul & Loading Charges (\$/Ton) (g)	Original Invoice Price (\$/Ton) (h)	Retro-active Price Adjustments (\$/Ton) (i)	Base Price (\$/Ton) (j)	Quality Adjustments (\$/Ton) (k)	Effective Purchase Price (\$/Ton) (l)
1.	SMM Petcoke	N/A	S	45,085.23	N/A	\$0.000		\$0.000		(\$0.130)	
2.	CMC-Columbia	45,Columbia,999	S	54,519.00	N/A	\$0.000		\$0.000		\$0.000	

(1) As TECO Bulk Terminal Transfer Facility is a central storage site for coal prior to its delivery to the power plant, the coal from suppliers noted on this schedule is usually delivered to Polk Station but could ultimately be delivered to Big Bend Station.

(2) Tampa Electric purchases coal F.O.B. shipping point or F.O.B. destination.

MONTHLY REPORT OF COST AND QUALITY OF COAL FOR ELECTRIC PLANTS
 DETAIL OF TRANSPORTATION CHARGES


1. Reporting Month: February Year: 2006

2. Reporting Company: Tampa Electric Company

3. Plant Name: TECO Bulk Terminal Transfer Facility - Polk Station (1)

4. Name, Title & Telephone Number of Contact Person Concerning Data
 Submitted on this Form: Jeffrey Chronister, Assistant Controller
 (813) 228 - 1609

5. Signature of Official Submitting Form:



Jeffrey Chronister, Assistant Controller

6. Date Completed: April 17, 2006

Line No. (a)	Supplier Name (b)	Mine Location (c)	Shipping Point (d)	Transport Mode (e)	Tons (f)	(2)		Rail Charges		Waterborne Charges					Total Transportation Charges (p)	Delivered Price Transfer Facility (q)
						Effective Purchase Price (g)	Add'l Shorthaul & Loading Charges (h)	Rail Rate (i)	Other Rail Charges (j)	River Barge Rate (k)	Trans-loading Rate (l)	Ocean Barge Rate (m)	Other Water Charges (n)	Other Related Charges (o)		
1.	SSM Petcoke	N/A	Davant, La.	RB	45,085.23		\$0.000		\$0.000							\$29.840
2.	CMC-Columbia	45,Columbia,999	Davant, La.	OB	54,519.00		\$0.000		\$0.000							\$50.600

(1) As TECO Bulk Terminal Transfer Facility is a central storage site for coal prior to its delivery to the power plant, the coal from suppliers noted on this schedule is usually delivered to Polk Station but could ultimately be delivered to Big Bend Station.


MONTHLY REPORT OF COST AND QUALITY OF COAL FOR ELECTRIC PLANTS
 ORIGIN, TONNAGE, DELIVERED PRICE AND AS RECEIVED QUALITY

1. Reporting Month: February Year: 2006

2. Reporting Company: Tampa Electric Company

3. Plant Name: Big Bend Station

4. Name, Title & Telephone Number of Contact Person Concerning Data
 Submitted on this Form: Jeffrey Chronister, Assistant Controller
 (813) - 228 - 1609

5. Signature of Official Submitting Form: 
 Jeffrey Chronister, Assistant Controller

6. Date Completed: April 17, 2006

Line No. (a)	Supplier Name (b)	Mine Location (c)	Purchase Type (d)	Transport Mode (e)	Tons (f)	Effective Purchase Price (\$/Ton) (g)	Total Transport Charges (\$/Ton) (h)	FOB Plant Price (\$/Ton) (i)	Sulfur Content % (j)	BTU Content (BTU/lb) (k)	Ash Content % (l)	Moisture Content % (m)
1.	Transfer Facility	N/A	N/A	OB	179,529.00			\$56.312	2.88	11522	8.74	11.98

MONTHLY REPORT OF COST AND QUALITY OF COAL FOR ELECTRIC PLANTS
 DETAILED PURCHASED COAL INVOICE INFORMATION

- 1. Reporting Month: February Year: 2006
- 2. Reporting Company: Tampa Electric Company
- 3. Plant Name: Big Bend Station

4. Name, Title & Telephone Number of Contact Person Concerning Data
 Submitted on this Form: Jeffrey Chronister, Assistant Controller
 (813) - 228 - 1609

5. Signature of Official Submitting Form: 

Jeffrey Chronister, Assistant Controller

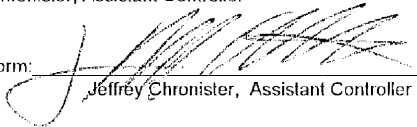
6. Date Completed: April 17, 2006

Line No. (a)	Supplier Name (b)	Mine Location (c)	Purchase Type (d)	Tons (e)	F.O.B. Mine Price (\$/Ton) (f)	Shorthaul & Loading Charges (\$/Ton) (g)	Original Invoice Price (\$/Ton) (h)	Retro-active Price Adjustments (\$/Ton) (i)	Base Price (\$/Ton) (j)	Quality Adjustments (\$/Ton) (k)	Effective Purchase Price (\$/Ton) (l)
1.	Transfer Facility	N/A	N/A	179,529.00	N/A	\$0.000		\$0.000		\$0.000	

MONTHLY REPORT OF COST AND QUALITY OF COAL FOR ELECTRIC PLANTS
 DETAIL OF TRANSPORTATION CHARGES

1. Reporting Month: February Year: 2006
 2. Reporting Company: Tampa Electric Company
 3. Plant Name: Big Bend Station

4. Name, Title & Telephone Number of Contact Person Concerning Data
 Submitted on this Form: Jeffrey Chronister, Assistant Controller
 (813) - 228 - 1609

5. Signature of Official Submitting Form: 
 Jeffrey Chronister, Assistant Controller
 6. Date Completed: April 17, 2006

Line No. (a)	Supplier Name (b)	Mine Location (c)	Shipping Point (d)	Transport Mode (e)	Tons (f)	Effective Purchase Price (\$/Ton) (g)	Add'l Shorthaul & Loading Charges (\$/Ton) (h)	Rail Rate (\$/Ton) (i)	Other Rail Charges (\$/Ton) (j)	River Barge Rate (\$/Ton) (k)	Trans-loading Rate (\$/Ton) (l)	Ocean Barge Rate (\$/Ton) (m)	Other Water Charges (\$/Ton) (n)	Other Related Charges (\$/Ton) (o)	Total Transportation Charges (\$/Ton) (p)	FOB Plant Price (\$/Ton) (q)
1.	Transfer Facility	N/A	Davant, La.	OB	179,529.00		\$0.000		\$0.000							\$56.312


MONTHLY REPORT OF COST AND QUALITY OF COAL FOR ELECTRIC PLANTS
ORIGIN, TONNAGE, DELIVERED PRICE AND AS RECEIVED QUALITY

1. Reporting Month: February Year: 2006

2. Reporting Company: Tampa Electric Company

3. Plant Name: Polk Station

4. Name, Title & Telephone Number of Contact Person Concerning Data
Submitted on this Form: Jeffrey Chronister, Assistant Controller
(813) 228 - 1609

5. Signature of Official Submitting Form: 
Jeffrey Chronister, Assistant Controller

6. Date Completed: April 17, 2006

Line No. (a)	Supplier Name (b)	Mine Location (c)	Purchase Type (d)	Transport Mode (e)	Tons (f)	Effective Purchase Price (\$/Ton) (g)	Total Transport Charges (\$/Ton) (h)	FOB Plant Price (\$/Ton) (i)	As Received Coal Quality			
									Sulfur Content % (j)	BTU Content (BTU/lb) (k)	Ash Content % (l)	Moisture Content % (m)
1.	Transfer facility	N/A	N/A	OB	58,143.00			61.797	2.97	13,138	4.06	8.53


MONTHLY REPORT OF COST AND QUALITY OF COAL FOR ELECTRIC PLANTS
 DETAILED PURCHASED COAL INVOICE INFORMATION

1. Reporting Month: February Year: 2006

2. Reporting Company: Tampa Electric Company

3. Plant Name: Polk Station

4. Name, Title & Telephone Number of Contact Person Concerning Data
 Submitted on this Form: Jeffrey Chronister, Assistant Controller
 (813) 228 - 1609

5. Signature of Official Submitting Form: 
 Jeffrey Chronister, Assistant Controller

6. Date Completed: April 17, 2006

Line No. (a)	Supplier Name (b)	Mine Location (c)	Purchase Type (d)	Tons (e)	F.O.B. Mine Price (\$/Ton) (f)	Shorthaul & Loading Charges (\$/Ton) (g)	Original Invoice Price (\$/Ton) (h)	Retro-active Price Adjustments (\$/Ton) (i)	Base Price (\$/Ton) (j)	Quality Adjustments (\$/Ton) (k)	Effective Purchase Price (\$/Ton) (l)
1.	Transfer facility	N/A	N/A	58,143.00	N/A	0.000		0.000		0.000	

MONTHLY REPORT OF COST AND QUALITY OF COAL FOR ELECTRIC PLANTS
 DETAIL OF TRANSPORTATION CHARGES

1. Reporting Month: February Year: 2006
 2. Reporting Company: Tampa Electric Company
 3. Plant Name: Polk Station

4. Name, Title & Telephone Number of Contact Person Concerning Data
 Submitted on this Form: Jeffrey Chronister Assistant Controller
 (813) 228 - 1609

5. Signature of Official Submitting Form: 
 Jeffrey Chronister, Assistant Controller

6. Date Completed: April 17, 2006


Line No. (a)	Supplier Name (b)	Mine Location (c)	Shipping Point (d)	Transport Mode (e)	Tons (f)	Effective Purchase Price (\$/Ton) (g)	Add'l Shorthaul & Loading Charges (\$/Ton) (h)	Rail Charges		Waterborne Charges					Total Transportation Charges (\$/Ton) (p)	FOB Plant Price (\$/Ton) (q)	
								Rail Rate (\$/Ton) (i)	Other Rail Charges (\$/Ton) (j)	River Barge Rate (\$/Ton) (k)	Trans-loading Rate (\$/Ton) (l)	Ocean Barge Rate (\$/Ton) (m)	Other Water Charges (\$/Ton) (n)	Other Related Charges (\$/Ton) (o)			
1.	Transfer facility	N/A	N/A	OB	58,143.00		\$0.000		\$0.000								\$61.797

MONTHLY REPORT OF COST AND QUALITY OF COAL FOR ELECTRIC PLANTS
 REPORT OF ADJUSTMENTS TO PREVIOUS COAL DELIVERED

1. Reporting Month: February Year: 2006

2. Reporting Company: Tampa Electric Company

3. Name, Title & Telephone Number of Contact Person Concerning Data
 Submitted on this Form: Jeffrey Chronister, Assistant Controller
 (813) 228 - 1609

4. Signature of Official Submitting Report: 
 Jeffrey Chronister, Assistant Controller

5. Date Completed: April 17, 2006

Line No. (a)	Month Reported (b)	Form Plant Name (c)	Intended Generating Plant (d)	Supplier (e)	Original Line Number (f)	Old Volume Tons (g)	Form No. (h)	Column Designator & Title (i)	Old Value (j)	New Value (k)	Delivered Price Transfer Facility (\$/Ton) (l)	Reason for Revision (m)
1.	January 2005	Transfer Facility	Big Bend	Freeman United	7.	33,123.80	423-2(a)	Col. (k), Quality Adjustments (\$/Ton)	\$0.000	(\$0.100)	\$36.210	Quality Adjustment
2.	August 2005	Transfer Facility	Big Bend	Freeman United	13.	10,545.45	423-2(a)	Col. (k), Quality Adjustments (\$/Ton)	\$0.000	\$0.100	\$36.800	Quality Adjustment
3.	October 2005	Transfer Facility	Big Bend	Freeman United	9.	22,193.45	423-2(a)	Col. (k), Quality Adjustments (\$/Ton)	\$0.000	(\$0.020)	\$37.240	Quality Adjustment
4.	November 2005	Transfer Facility	Big Bend	Freeman United	6.	21,527.55	423-2(a)	Col. (k), Quality Adjustments (\$/Ton)	\$0.000	(\$0.100)	\$37.160	Quality Adjustment
5.	December 2005	Transfer Facility	Polk	SSM Petcoke	1.	43,409.68	423-2(a)	Col. (k), Quality Adjustments (\$/Ton)	\$0.000	(\$0.039)	\$31.651	Quality Adjustment
6.	December 2005	Transfer Facility	Big Bend	Freeman United	8.	10,353.20	423-2(a)	Col. (k), Quality Adjustments (\$/Ton)	\$0.000	(\$0.120)	\$37.140	Quality Adjustment
7.	January 2006	Transfer Facility	Big Bend	Dodge Hill Mining	4.	32,730.40	423-2(a)	Col. (k), Quality Adjustments (\$/Ton)	\$0.000	\$0.660	\$42.890	Quality Adjustment
8.	January 2006	Transfer Facility	Polk	SSM Petcoke	1.	15,530.98	423-2(a)	Col. (k), Quality Adjustments (\$/Ton)	\$31.470	\$30.600	\$42.050	Quality Adjustment
9.	January 2006	Transfer Facility	Big Bend	Coal Sales	3.	26,007.31	423-2(a)	Col. (h), Original Invoice Price (\$/Ton)	\$0.000	(\$0.870)	\$30.600	Price Adjustment
10.	January 2006	Transfer Facility	Big Bend	Coal Sales	3.	26,007.31	423-2(a)	Col. (k), Quality Adjustments (\$/Ton)	\$0.000	\$2.550	\$44.600	Quality Adjustment
11.	January 2006	Transfer Facility	Big Bend	Dodge Hill Mining	5.	3,810.90	423-2(a)	Col. (k), Quality Adjustments (\$/Ton)	\$0.000	(\$1.835)	\$39.365	Quality Adjustment
12.	January 2006	Transfer Facility	Big Bend	Dodge Hill Mining	6.	14,246.70	423-2(a)	Col. (k), Quality Adjustments (\$/Ton)	\$0.000	(\$0.526)	\$40.624	Quality Adjustment
13.	January 2006	Transfer Facility	Big Bend	Freeman United	7.	11,348.35	423-2(a)	Col. (k), Quality Adjustments (\$/Ton)	\$0.000	(\$0.160)	\$37.810	Quality Adjustment