



April 21, 2006

Ms. Blanca S. Bayó, Director
Division of the Commission Clerk
and Administrative Services
Florida Public Service Commission
2540 Shumard Oak Boulevard
Tallahassee, Florida 32399-0850


Re: Docket No. 060001-EI

Dear Ms. Bayó:

Enclosed for filing on behalf of Progress Energy Florida, Inc. are an original plus ten (10) copies of FPSC 423 forms for the month of February 2006. Forms 423-1A, 423-2, 423-2A, 423-2B, and 423-2C contained in this filing have been edited to delete certain confidential information. Progress Energy Florida, Inc.'s Request for Specified Confidential Treatment, which includes an unedited copy of the 423 forms, has been submitted for filing this date under separate cover.

Please acknowledge your receipt and filing of the above on the enclosed copy of this letter and return same to me.

Very truly yours,


John Burnett
Associate General Counsel

JB/sc
Enclosures
cc: Parties of record

Progress Energy Florida, Inc.

CERTIFICATE OF SERVICE

Docket No. 060001-EI

I HEREBY CERTIFY that a true copy of Progress Energy Florida, Inc.'s FPSC 423 Forms for the month of February 2006 have been furnished to the following individuals by regular U.S. Mail this 21st day of April 2006.

John Butler
Squire, Sanders & Dempsey
200 S. Biscayne Blvd.
Suite 4000
Miami, FL 33131-2398

Jeffrey A. Stone, Esquire
Russell A. Badders, Esquire
Beggs and Lane
P. O. Box 12950
Pensacola, FL 32576-2950

Lee L. Willis, Esquire
James D. Beasley, Esquire
Ausley & McMullen
P. O. Box 391
Tallahassee, FL 32302

Cochran Keating, Esquire
Office of the General Counsel
Florida Public Service Commission
2540 Shumard Oak Boulevard
Tallahassee, FL 32399-0850

Patrica A. Christensen, Esquire
Office of the Public Counsel
C/o The Florida Legislature
111 West Madison Street
Room 812
Tallahassee, FL 32399-1400

Timothy Perry, Esquire
McWhirter, Reeves
117 S. Gadsden Street
Tallahassee, FL 32301

John McWhirter, Jr.

McWhirter, Reeves et al.
400 North Tampa Street
Suite 2450
Tampa, FL 33601


Norman Horton, Jr., Esquire
Messer, Caparello & Self
P. O. Box 1876
Tallahassee, FL 32302

John C. Moyle, Esquire
The Perkins House
118 N. Gadsden Street
Tallahassee, FL 32301

Robert Scheffel Wright, Esquire
John Thomas LaVia, III, Esquire
310 West College Avenue
Tallahassee, FL 32301

Lt. Colonel Karen White
Major Craig Paulson
AFCESA/ULT
139 Barnes Drive
Tyndall Air Force Base, FL 32403

Gary V. Perko, Esquire
Hopping, Green & Sams, P.A.
P. O. Box 6526
Tallahassee, FL 32314



Attorney

MONTHLY REPORT OF COST AND QUALITY OF FUEL FOR ELECTRIC PLANTS
ORIGIN, VOLUME, DELIVERED PRICE AND AS RECEIVED QUALITY

1. REPORTING MONTH: 02/2006
2. REPORTING COMPANY: FLORIDA POWER CORPORATION

3. NAME, TITLE TELEPHONE NUMBER OF CONTACT PERSON CONCERNING DATA

SUBMITTED ON THIS FORM: DAPHNE INGRAM, (919) 546-7908

4. SIGNATURE OF OFFICIAL SUBMITTED REPORT:

James King
JAMES KING
MANAGER, RCO BACK OFFICE

5. DATE COMPLETED: 4/11/2006

LINE NO.	PLANT NAME	SUPPLIER NAME	SHIPPING POINT	PURCHASE TYPE	DELIVERY LOCATION	DELIVERY DATE	TYPE OIL	SULFUR CONTENT (%)	BTU CONTENT (Btu/gal)	VOLUME (Bbls)	DELIVERED PRICE (\$/Bbl)
(a)	(b)	(c)	(d)	(e)	(f)	(g)	(h)	(i)	(j)	(k)	(l)
1	Anclote	Transfer Facility	Central Tampa Tank Farm	N/A	FOB PLANT	2/2006	FO2	0.50	138,000	536	\$2.7048
2	Bartow Steam Plant	RIO Energy International Inc.	Houston, TX	MTC	FOB TERMINAL	2/2006	FO6	1.37	157,601	424,120	\$39.1243
3	Crystal River	BP Products North America Inc	Tampa, FL	MTC	FOB PLANT	2/2006	FO2	0.50	138,000	2,497	\$72.3572
4	Crystal River	Transfer Facility	Central Tampa Tank Farm	N/A	FOB PLANT	2/2006	FO2	0.50	138,000	1,411	\$3.9060
5	Turner Peakers	BP Products North America Inc	Taft, FL	MTC	FOB PLANT	2/2006	FO2	0.50	138,000	1,790	\$78.6522
6	University of Florida	BP Products North America Inc	Jacksonville, FL	MTC	FOB PLANT	2/2006	FO2	0.05	138,000	715	\$82.6633

MONTHLY REPORT OF COST AND QUALITY OF FUEL FOR ELECTRIC PLANTS
ORIGIN, VOLUME, DELIVERED PRICE AND AS RECEIVED QUALITY

1. REPORTING MONTH: 02/2006
2. REPORTING COMPANY: FLORIDA POWER CORPORATION

3. NAME, TITLE TELEPHONE NUMBER OF CONTACT PERSON CONCERNING DATA

SUBMITTED ON THIS FORM: DAPHNE INGRAM, (919) 546-7908

4. SIGNATURE OF OFFICIAL SUBMITTED REPORT:

James King
JAMES KING
MANAGER, RCO BACK OFFICE

5. DATE COMPLETED: 4/11/2006


LINE NO	PLANT NAME	SUPPLIER NAME	DELIVERY LOCATION	DELIVERY DATE	TYPE OIL	VOLUME (Bbl)	INVOICE PRICE	INVOICE AMOUNT	DISCOUNT	NET AMOUNT	NET PRICE	QUALITY ADJUST	EFFECTIVE TRANSPORT		ADDITIONAL TRANSPORT (\$/Bbl)	OTHER CHARGES (\$/Bbl)	DELIVERED PRICE (\$/Bbl)	
							(\$/Bbl)	(\$)	(\$)	(\$)	(\$/Bbl)	(\$/Bbl)	PRICE (\$/Bbl)	TO TERMINAL (\$/Bbl)				
(a)	(b)	(c)	(d)	(e)	(f)	(g)	(h)	(i)	(j)	(k)	(l)	(m)	(n)	(o)	(p)	(q)	(r)	
1	Anclote	Transfer Facility	FOB PLANT	2/2006	FO2	536											\$2.70	\$2.70
2	Bartow Steam Plant	RIO Energy International Inc.	FOB TERM	2/2006	FO6	424,120											\$0.00	\$39.12
3	Crystal River	BP Products North America Inc	FOB PLANT	2/2006	FO2	2,497											\$0.00	\$72.36
4	Crystal River	Transfer Facility	FOB PLANT	2/2006	FO2	1,411											\$3.91	\$3.91
5	Turner Peakers	BP Products North America Inc	FOB PLANT	2/2006	FO2	1,790											\$0.00	\$78.65
6	University of Florida	BP Products North America Inc	FOB PLANT	2/2006	FO2	715											\$0.00	\$82.66

MONTHLY REPORT OF COST AND QUALITY OF COAL FOR ELECTRIC PLANTS
ORIGIN, TONNAGE, DELIVERED PRICE AND AS RECEIVED QUALITY

- 1. Report for: Mo. February 2006
- 2. Reporting Company: Florida Power Corporation
- 3. Plant Name: Crystal River 1 & 2

4. Name, Title and Telephone Number of Contact
Person Concerning Data Submitted on this Form
Amy B. Futrell - Business Financial Analyst
(919) 546-2678

5. Signature of Official Submitting Report


James A. King - Regulated Back Office Manager

6. Date Completed: April 10, 2006

Line No.	Supplier Name	Mine Location	Purchase Type	Transportation Mode	Tons	Effective Purchase Price (\$/Ton)	Total Transportation Cost (\$/Ton)	F.O.B. Plant Price (\$/Ton)	As Received Coal Quality			
									Percent Sulfur (%)	Btu Content (Btu/lb)	Percent Ash (%)	Percent Moisture (%)
(a)	(b)	(c)	(d)	(e)	(f)	(g)	(h)	(i)	(j)	(k)	(l)	(m)
1	Alpha Coal Sales Co. LLC	8, KY, 133	S	UR	10,331			\$ 82.72	0.90	12,419	10.91	6.56
2	B&W Resources Inc.	8, KY, 51	MTC	UR	19,687			\$ 70.10	1.08	12,194	13.10	5.26
3	Consol Energy Inc.	8, KY, 119	MTC	UR	76,490			\$ 77.74	1.23	12,862	8.22	6.02
4	Consol Energy Inc.	8, KY, 133	MTC	UR	19,384			\$ 77.79	1.12	12,526	10.63	5.57
5	Massey Utility Sales Company	8, KY, 195	MTC	UR	48,426			\$ 75.52	1.10	12,122	11.81	7.14
6	Massey Utility Sales Company	8, WV, 5	MTC	UR	9,204			\$ 77.41	0.82	12,314	12.40	6.04
7	Sequoia Energy LLC	8, KY, 95	MTC	UR	9,960			\$ 72.43	1.00	13,182	7.51	4.49
8	Transfer Facility	N/A	N/A	GB	15,419			\$ 49.73	1.03	12,924	7.82	6.09

MONTHLY REPORT OF COST AND QUALITY OF COAL FOR ELECTRIC PLANTS
ORIGIN, TONNAGE, DELIVERED PRICE AND AS RECEIVED QUALITY

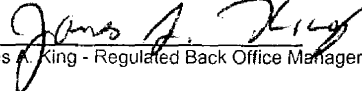
1. Report for: Mo. February 2006

2. Reporting Company: Florida Power Corporation

3. Plant Name: Crystal River 4 & 5

4. Name, Title and Telephone Number of Contact
Person Concerning Data Submitted on this Form
Amy B. Futrell - Business Financial Analyst
(919) 546-2678

5. Signature of Official Submitting Report


James A. King - Regulated Back Office Manager

6. Date Completed: April 10, 2006

Line No.	Supplier Name	Mine Location	Purchase Type	Transportation Mode	Tons	Effective Purchase Price (\$/Ton)	Total Transportation Cost (\$/Ton)	F.O.B. Plant Price (\$/Ton)	As Received Coal Quality			
									Percent Sulfur (%)	Btu Content (Btu/lb)	Percent Ash (%)	Percent Moisture (%)
(a)	(b)	(c)	(d)	(e)	(f)	(g)	(h)	(i)	(j)	(k)	(l)	(m)
1	Alliance MC Mining	8, KY, 195	LTC	UR	41,132			\$ 59.25	0.64	12,730	9.02	6.20
2	CAM-Kentucky LLC	8, KY, 195	MTC	UR	20,208			\$ 59.06	0.70	12,605	10.30	5.74
3	Constellation Energy Commoc	8, VA, 105	S	UR	10,283			\$ 83.43	0.78	12,452	8.98	7.64
4	Constellation Energy Commoc	8, WV, 5	S	UR	9,211			\$ 92.93	0.57	12,633	11.49	4.71
5	Diamond May Coal Company	8, KY, 119	MTC	UR	8,901			\$ 75.62	0.77	12,851	9.91	4.98
6	Diamond May Coal Company	8, VA, 105	MTC	UR	30,933			\$ 73.65	0.73	12,560	8.11	7.80
7	Transfer Facility	N/A	N/A	GB	72,658			\$ 64.23	0.69	11,890	6.34	10.72
8	Transfer Facility	N/A	N/A	GB	123,330			\$ 71.53	0.68	12,127	10.22	8.75

MONTHLY REPORT OF COST AND QUALITY OF COAL FOR ELECTRIC PLANTS
 ORIGIN, TONNAGE, DELIVERED PRICE AND AS RECEIVED QUALITY


1. Report for: Mo. February 2006

2. Reporting Company: Florida Power Corporation

3. Plant Name: McDuffie Coal Terminal

4. Name, Title and Telephone Number of Contact Person Concerning Data Submitted on this Form
 Amy B. Futrell - Business Financial Analyst
 (919) 546-2678

5. Signature of Official Submitting Report


 James A. King - Regulated Back Office Manager

6. Date Completed: April 10, 2006

Line No.	Supplier Name	Mine Location	Purchase Type	Transportation Mode	Tons	Effective Purchase Price (\$/Ton)	Total Transportation Cost (\$/Ton)	F.O.B. Plant Price (\$/Ton)	As Received Coal Quality			
									Percent Sulfur (%)	Btu Content (Btu/lb)	Percent Ash (%)	Percent Moisture (%)
(a)	(b)	(c)	(d)	(e)	(f)	(g)	(h)	(i)	(j)	(k)	(l)	(m)
1	Interocean Coal Sales Ldc	999, IM, 45	MTC	OB	47,372			\$ 54.69	0.60	11,672	5.70	11.76

MONTHLY REPORT OF COST AND QUALITY OF COAL FOR ELECTRIC PLANTS
ORIGIN, TONNAGE, DELIVERED PRICE AND AS RECEIVED QUALITY


1. Report for: Mo. February 2006

2. Reporting Company: Florida Power Corporation

3. Plant Name: Transfer Facility - IMT

4. Name, Title and Telephone Number of Contact
Person Concerning Data Submitted on this Form
Amy B. Futrell - Business Financial Analyst
(919) 546-2678

5. Signature of Official Submitting Report


James A. King - Regulated Back Office Manager

6. Date Completed: April 10, 2006

Line No.	Supplier Name	Mine Location	Purchase Type	Transportation Mode	Tons	Effective Purchase Price (\$/Ton)	Total Transportation Cost (\$/Ton)	F.O.B. Plant Price (\$/Ton)	As Received Coal Quality			
									Percent Sulfur (%)	Btu Content (Btu/lb)	Percent Ash (%)	Percent Moisture (%)
(a)	(b)	(c)	(d)	(e)	(f)	(g)	(h)	(i)	(j)	(k)	(l)	(m)
1	Central Coal Company	8, WV, 39	MTC	B	26,306			\$ 61.77	0.70	12,333	12.27	6.15
2	Coal Marketing Company Ltd	999, IM, 45	MTC	OB	10,021			\$ 66.47	0.60	11,730	8.06	10.88
3	Guasare Coal International NV	999, IM, 50	MTC	OB	47,039			\$ 42.03	0.79	12,990	7.88	5.41
4	Kanawha River Terminals Inc.	8, WV, 39	MTC	B	18,612			\$ 72.89	0.67	12,369	11.65	7.11
5	Kanawha River Terminals Inc.	8, WV, 39	MTC	B	1,906			\$ 71.07	0.71	12,265	12.79	5.50

MONTHLY REPORT OF COST AND QUALITY OF COAL FOR ELECTRIC PLANTS
ORIGIN, TONNAGE, DELIVERED PRICE AND AS RECEIVED QUALITY

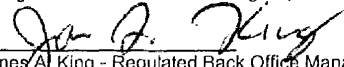
1. Report for: Mo. February 2006

2. Reporting Company: Florida Power Corporation

3. Plant Name: Crystal River 1 & 2

4. Name, Title and Telephone Number of Contact
Person Concerning Data Submitted on this Form
Amy B. Futrell - Business Financial Analyst
(919) 546-2678

5. Signature of Official Submitting Report


James A. King - Regulated Back Office Manager

6. Date Completed: April 10, 2006

Line No.	Supplier Name	Mine Location	Purchase Type	Tons	F.O.B. Mine Price (\$/Ton)	Short Haul & Loading Charges (\$/Ton)	Original Invoice Price (\$/Ton)	Retro-active Price Increases (\$/Ton)	Base Price (\$/Ton)	Quality Adjustments (\$/Ton)	Effective Purchase Price (\$/Ton)
(a)	(b)	(c)	(d)	(e)	(f)	(g)	(h)	(i)	(j)	(k)	(l)
1	Alpha Coal Sales Co. LLC	8, KY, 133	S	10,331		\$ -		\$ -			
2	B&W Resources Inc.	8, KY, 51	MTC	19,687		\$ -		\$ -			
3	Consol Energy Inc.	8, KY, 119	MTC	76,490		\$ -		\$ -			
4	Consol Energy Inc.	8, KY, 133	MTC	19,384		\$ -		\$ -			
5	Massey Utility Sales Company	8, KY, 195	MTC	48,426		\$ -		\$ -			
6	Massey Utility Sales Company	8, WV, 5	MTC	9,204		\$ -		\$ -			
7	Sequoia Energy LLC	8, KY, 95	MTC	9,960		\$ -		\$ -			
8	Transfer Facility	N/A	N/A	15,419		\$ -		\$ -		N/A	

MONTHLY REPORT OF COST AND QUALITY OF COAL FOR ELECTRIC PLANTS
ORIGIN, TONNAGE, DELIVERED PRICE AND AS RECEIVED QUALITY

- 1. Report for: Mo. February 2006
- 2. Reporting Company: Florida Power Corporation
- 3. Plant Name: Crystal River 4 & 5

4. Name, Title and Telephone Number of Contact Person Concerning Data Submitted on this Form
Amy B. Futrell - Business Financial Analyst
(919) 546-2678

5. Signature of Official Submitting Report


James A. King - Regulated Back Office Manager

6. Date Completed: April 10, 2006

Line No.	Supplier Name	Mine Location	Purchase Type	Tons	F.O.B. Mine Price (\$/Ton)	Short Haul & Loading Charges (\$/Ton)	Original Invoice Price (\$/Ton)	Retro-active Price Increases (\$/Ton)	Base Price (\$/Ton)	Quality Adjustments (\$/Ton)	Effective Purchase Price (\$/Ton)
(a)	(b)	(c)	(d)	(e)	(f)	(g)	(h)	(i)	(j)	(k)	(l)
1	Alliance MC Mining	8, KY, 195	LTC	41,132		\$ -		\$ -			
2	CAM-Kentucky LLC	8, KY, 195	MTC	20,208		\$ -		\$ -			
3	Constellation Energy Commoc	8, VA, 105	MTC	10,283		\$ -		\$ -			
4	Constellation Energy Commoc	8, WV, 5	MTC	9,211		\$ -		\$ -			
5	Diamond May Coal Company	8, KY, 119	MTC	8,901		\$ -		\$ -			
6	Diamond May Coal Company	8, VA, 105	MTC	30,933		\$ -		\$ -			
7	Transfer Facility	N/A	N/A	72,658		\$ -		\$ -		N/A	
8	Transfer Facility	N/A	N/A	123,330		\$ -		\$ -		N/A	

MONTHLY REPORT OF COST AND QUALITY OF COAL FOR ELECTRIC PLANTS
ORIGIN, TONNAGE, DELIVERED PRICE AND AS RECEIVED QUALITY


1. Report for: Mo. February 2006

2. Reporting Company: Florida Power Corporation

3. Plant Name: McDuffie Coal Terminal

4. Name, Title and Telephone Number of Contact
Person Concerning Data Submitted on this Form
Amy B. Futrell - Business Financial Analyst
(919) 546-2678

5. Signature of Official Submitting Report


James A. King - Regulated Back Office Manager

6. Date Completed: April 10, 2006

Line No.	Supplier Name	Mine Location	Purchase Type	Tons	F.O.B. Mine Price (\$/Ton)	Short Haul & Loading Charges (\$/Ton)	Original Invoice Price (\$/Ton)	Retro-active Price Increases (\$/Ton)	Base Price (\$/Ton)	Quality Adjust-ments (\$/Ton)	Effective Purchase Price (\$/Ton)
(a)	(b)		(d)	(e)	(f)	(g)	(h)	(i)	(j)	(k)	(l)
1	Interocean Coal Sales Ldc	999, IM, 45	MTC	47,372	██████████	\$ -	██████████	\$ -	██████████		██████████

MONTHLY REPORT OF COST AND QUALITY OF COAL FOR ELECTRIC PLANTS
ORIGIN, TONNAGE, DELIVERED PRICE AND AS RECEIVED QUALITY

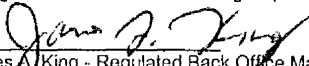
1. Report for: Mo. February 2006

2. Reporting Company: Florida Power Corporation

3. Plant Name: Transfer Facility - IMT

4. Name, Title and Telephone Number of Contact
Person Concerning Data Submitted on this Form
Amy B. Fulrell - Business Financial Analyst
(919) 546-2678

5. Signature of Official Submitting Report


James A. King - Regulated Back Office Manager

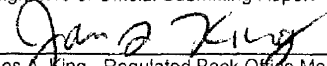
6. Date Completed: April 10, 2006

Line No.	Supplier Name	Mine Location	Purchase Type	Tons	F.O.B. Mine Price (\$/Ton)	Short Haul & Loading Charges (\$/Ton)	Original Invoice Price (\$/Ton)	Retro-active Price Inc(Dec) (\$/Ton)	Base Price (\$/Ton)	Quality Adjust-ments (\$/Ton)	Effective Purchase Price (\$/Ton)
(a)	(b)	(c)	(d)	(e)	(f)	(g)	(h)	(i)	(j)	(k)	(l)
1	Central Coal Company	8, WV, 39	MTC	6,389	\$	-	\$	-			
2	Coal Marketing Company Ltd	999, IM, 45	MTC	19,635	\$	-	\$	-			
3	Guasare Coal International NV	999, IM, 50	MTC	47,039	\$	-	\$	-			
4	Kanawha River Terminals Inc.	8, WV, 39	MTC	18,612	\$	-	\$	-			
5	Kanawha River Terminals Inc.	8, WV, 39	MTC	1,906	\$	-	\$	-			

MONTHLY REPORT OF COST AND QUALITY OF COAL FOR ELECTRIC PLANTS
ORIGIN, TONNAGE, DELIVERED PRICE AND AS RECEIVED QUALITY

- 1. Report for: Mo. February 2006
- 2. Reporting Company: Florida Power Corporation
- 3. Plant Name: Crystal River 1 & 2

4. Name, Title and Telephone Number of Contact Person Concerning Data Submitted on this Form
Amy B. Futrell - Business Financial Analyst
(919) 546-2678

5. Signature of Official Submitting Report

James A. King - Regulated Back Office Manager

6. Date Completed: April 10, 2006


Line No.	Supplier Name	Mine Location	Shipping Point	Transportation Mode	Tons	Effective Purchase Price (\$/Ton)	Additional Shorthaul & Loading Charges (\$/Ton)	Rail Rate (\$/Ton)	Other Rail Charges (\$/Ton)	River Barge Rate (\$/Ton)	Trans-loading Rate (\$/Ton)	Ocean Barge Rate (\$/Ton)	Other Water Charges (\$/Ton)	Other Related Charges (\$/Ton)	Transportation Charges (\$/Ton)	F.O.B. Plant Price (\$/Ton)
(a)	(b)	(c)	(d)	(e)	(f)	(g)	(h)	(i)	(j)	(k)	(l)	(m)	(n)	(o)	(p)	(q)
1	Alpha Coal Sales Co. LLC	8, KY, 133	Roxana, KY	UR	10,331		N/A			N/A	N/A	N/A	N/A	N/A		\$ 82.72
2	B&W Resources Inc.	8, KY, 51	Resource, KY	UR	19,687		N/A			N/A	N/A	N/A	N/A	N/A		\$ 70.10
3	Consol Energy Inc.	8, KY, 119	Mousie, KY	UR	76,490		N/A			N/A	N/A	N/A	N/A	N/A		\$ 77.74
4	Consol Energy Inc.	8, KY, 133	Rapid Loader, KY	UR	19,384		N/A			N/A	N/A	N/A	N/A	N/A		\$ 77.79
5	Massey Utility Sales Company	8, KY, 195	Goff, KY	UR	48,426		N/A			N/A	N/A	N/A	N/A	N/A		\$ 75.52
6	Massey Utility Sales Company	8, WV, 5	Sylvester, WV	UR	9,204		N/A			N/A	N/A	N/A	N/A	N/A		\$ 77.41
7	Sequoia Energy LLC	8, KY, 95	Bardo, KY	UR	9,960		N/A			N/A	N/A	N/A	N/A	N/A		\$ 72.43
8	Transfer Facility	N/A	Plaquemines, Pa	GB	15,419		N/A	N/A	N/A	N/A	N/A		N/A	N/A		\$ 49.73

MONTHLY REPORT OF COST AND QUALITY OF COAL FOR ELECTRIC PLANTS
ORIGIN, TONNAGE, DELIVERED PRICE AND AS RECEIVED QUALITY

- 1. Report for: Mo. February 2006
- 2. Reporting Company: Florida Power Corporation
- 3. Plant Name: Crystal River 4 & 5

4. Name, Title and Telephone Number of Contact
Person Concerning Data Submitted on this Form
Amy B. Futrell - Business Financial Analyst
(919) 546-2678

5. Signature of Official Submitting Report


James A. King - Regulated Back Office Manager

6. Date Completed: April 10, 2006


Line No.	Supplier Name	Mine Location	Shipping Point	Transportation Mode	Tons	Effective Purchase Price (\$/Ton)	Additional Shorthaul & Loading Charges (\$/Ton)	Rail Rate (\$/Ton)	Other Rail Charges (\$/Ton)	River Barge Rate (\$/Ton)	Trans-loading Rate (\$/Ton)	Ocean Barge Rate (\$/Ton)	Other Water Charges (\$/Ton)	Other Related Charges (\$/Ton)	Transportation Charges (\$/Ton)	F.O.B. Plant Price (\$/Ton)
(a)	(b)	(c)	(d)	(e)	(f)	(g)	(h)	(i)	(j)	(k)	(l)	(m)	(n)	(o)	(p)	(q)
1	Alliance MC Mining	8, KY, 195	Scotts Branch, KY	UR	41,132		N/A			N/A	N/A	N/A	N/A	N/A		\$ 59.25
2	CAM-Kentucky LLC	8, KY, 195	Damron Fork, KY	UR	20,208		N/A			N/A	N/A	N/A	N/A	N/A		\$ 59.06
3	Constellation Energy Commodities Group Inc.	8, VA, 105	Mayflower, VA	UR	10,283		N/A			N/A	N/A	N/A	N/A	N/A		\$ 83.43
4	Constellation Energy Commodities Group Inc.	8, WV, 5	Wells Prep Plant, WV	UR	9,211		N/A			N/A	N/A	N/A	N/A	N/A		\$ 92.93
5	Diamond May Coal Company	8, KY, 119	Yellow Creek, KY	UR	8,901		N/A			N/A	N/A	N/A	N/A	N/A		\$ 75.62
6	Diamond May Coal Company	8, VA, 105	Mayflower, VA	UR	30,933		N/A			N/A	N/A	N/A	N/A	N/A		\$ 73.65
7	Transfer Facility	N/A	Mobile, Al	GB	72,658		N/A	N/A	N/A	N/A	N/A			N/A		\$ 64.23
8	Transfer Facility	N/A	Plaquemines, Pa	GB	123,330		N/A	N/A	N/A	N/A	N/A			N/A		\$ 71.53

MONTHLY REPORT OF COST AND QUALITY OF COAL FOR ELECTRIC PLANTS
ORIGIN, TONNAGE, DELIVERED PRICE AND AS RECEIVED QUALITY

- 1. Report for: Mo. February 2006
- 2. Reporting Company: Florida Power Corporation
- 3. Plant Name: McDuffie Coal Terminal

4. Name, Title and Telephone Number of Contact Person Concerning Data Submitted on this Form
Amy B. Futrell - Business Financial Analyst
(919) 546-2678

5. Signature of Official Submitting Report


James A. King - Regulated Back Office Manager

6. Date Completed: April 10, 2006

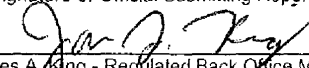
Line No.	Supplier Name	Mine Location	Shipping Point	Transportation Mode	Tons	Effective Purchase Price (\$/Ton)	Additional Shorthaul & Loading Charges (\$/Ton)	Rail Rate (\$/Ton)	Other Rail Charges (\$/Ton)	River Barge Rate (\$/Ton)	Trans-loading Rate (\$/Ton)	Ocean Barge Rate (\$/Ton)	Other Water Charges (\$/Ton)	Other Related Charges (\$/Ton)	Transportation Charges (\$/Ton)	F.O.B. Plant Price (\$/Ton)
(a)	(b)	(c)	(d)	(e)	(f)	(g)	(h)	(i)	(j)	(k)	(l)	(m)	(n)	(o)	(p)	(q)
1	Interocean Coal Sales Ldc	999, IM, 45	Cartagena, S.A.	OB	47,372	████████	N/A	████████	████████	N/A	████████	N/A	N/A	N/A	████████	\$ 54.69

MONTHLY REPORT OF COST AND QUALITY OF COAL FOR ELECTRIC PLANTS
ORIGIN, TONNAGE, DELIVERED PRICE AND AS RECEIVED QUALITY

- 1. Report for: Mo. February 2006
- 2. Reporting Company: Florida Power Corporation
- 3. Plant Name: Transfer Facility - IMT

4. Name, Title and Telephone Number of Contact
Person Concerning Data Submitted on this Form
Amy B. Futrell - Business Financial Analyst
(919) 546-2678

5. Signature of Official Submitting Report


James A. King - Regulated Back Office Manager

6. Date Completed: April 10, 2006

Line No.	Supplier Name	Mine Location	Shipping Point	Transportation Mode	Tons	Effective Purchase Price (\$/Ton)	Additional Shorthaul & Loading Charges (\$/Ton)	Rail Rate (\$/Ton)	Other Rail Charges (\$/Ton)	River Barge Rate (\$/Ton)	Trans-loading Rate (\$/Ton)	Ocean Barge Rate (\$/Ton)	Other Water Charges (\$/Ton)	Other Related Charges (\$/Ton)	Transportation Charges (\$/Ton)	F.O.B. Plant Price (\$/Ton)
(a)	(b)	(c)	(d)	(e)	(f)	(g)	(h)	(i)	(j)	(k)	(l)	(m)	(n)	(o)	(p)	(q)
1	Central Coal Company	8, WV, 39	Winifrede Dock, WV	B	26,306		N/A			\$ 10.12	\$ 1.62			N/A		\$ 61.77
2	Coal Marketing Company Ltd	999, IM, 45	Colombia, S.A.	OB	10,021		N/A			\$ -	\$ 3.68			N/A		\$ 66.47
3	Guasare Coal International NV	999, IM, 50	Mina Norte, S.A.	OB	47,039		N/A			\$ -	\$ 1.46			N/A		\$ 42.03
4	Kanawha River Terminals Inc.	8, WV, 39	Quincy Dock, WV	B	18,612		N/A			\$ 10.12	\$ 1.70			N/A		\$ 72.89
5	Kanawha River Terminals Inc.	8, WV, 39	Winifrede Dock, WV	B	1,906		N/A			\$ 10.12	\$ 1.60			N/A		\$ 71.07

MONTHLY REPORT OF COST AND QUALITY OF COAL FOR ELECTRIC PLANTS
ORIGIN, TONNAGE, DELIVERED PRICE AND AS RECEIVED QUALITY


1. Report for: Mo. February 2006

2. Reporting Company: Florida Power Corporation

3. Plant Name: Crystal River 1 & 2

4. Name, Title and Telephone Number of Contact
Person Concerning Data Submitted on this Form
Amy B. Futrell - Business Financial Analyst
(919) 546-2678

5. Signature of Official Submitting Report


James A. King - Regulated Back Office Manager

6. Date Completed: April 10, 2006

Line No.	Month reported	Form Plant Name	Intended Generating Plant	Supplier	Original Line Number	Old Volume (tons)	Form No.	Column Title	Old Value	New Value	New F.O.B. Plant Price	Reason for Revision
(a)	(b)	(c)	(d)	(e)	(f)	(g)	(h)	(i)	(j)	(k)	(l)	(m)


---NONE---

MONTHLY REPORT OF COST AND QUALITY OF COAL FOR ELECTRIC PLANTS
 ORIGIN, TONNAGE, DELIVERED PRICE AND AS RECEIVED QUALITY

- 1. Report for: Mo. February 2006
- 2. Reporting Company: Florida Power Corporation
- 3. Plant Name: Crystal River 4 & 5

4. Name, Title and Telephone Number of Contact Person Concerning Data Submitted on this Form
 Amy B. Futrell - Business Financial Analyst
 (919) 546-2678

5. Signature of Official Submitting Report


 James A. King - Regulated Back Office Manager

6. Date Completed: April 10, 2006


Line No.	Month Reporte	Form Plant Name	Intended Generating Plant	Supplier	Original Line Number	Old Volume (tons)	Form No.	Column Title	Old Value	New Value	New F.O.B. Plant Price	Reason for Revision
(a)	(b)	(c)	(d)	(e)	(f)	(g)	(h)	(i)	(j)	(k)	(l)	(m)
---NONE---												

MONTHLY REPORT OF COST AND QUALITY OF COAL FOR ELECTRIC PLANTS
ORIGIN, TONNAGE, DELIVERED PRICE AND AS RECEIVED QUALITY

- 1. Report for: Mo. February 2006
- 2. Reporting Company: Florida Power Corporation
- 3. Plant Name: McDuffie Coal Terminal

4. Name, Title and Telephone Number of Contact
Person Concerning Data Submitted on this Form
Amy B. Futrell - Business Financial Analyst
(919) 546-2678

5. Signature of Official Submitting Report


James A. King - Regulated Back Office Manager

6. Date Completed: April 10, 2006


Line No.	Month Reported	Form Plant Name	Intended Generating Plant	Supplier	Original Line Number	Old Volume (tons)	Form No.	Column Title	Old Value	New Value	New F.O.B. Plant Price	Reason for Revision
(a)	(b)	(c)	(d)	(e)	(f)	(g)	(h)	(i)	(j)	(k)	(l)	(m)
---NONE---												

MONTHLY REPORT OF COST AND QUALITY OF COAL FOR ELECTRIC PLANTS
 ORIGIN, TONNAGE, DELIVERED PRICE AND AS RECEIVED QUALITY

- 1. Report for: Mo. February 2006
- 2. Reporting Company: Florida Power Corporation
- 3. Plant Name: Transfer Facility - IMT

4. Name, Title and Telephone Number of Contact
 Person Concerning Data Submitted on this Form
 Amy B. Fulrell - Business Financial Analyst
 (919) 546-2678

5. Signature of Official Submitting Report


 James A. King - Regulated Back Office Manager

6. Date Completed: April 10, 2006

Line No.	Month Reporte	Form Plant Name	Intended Generating Plant	Supplier	Original Line Number	Old Volume (tons)	Form No.	Column Title	Old Value	New Value	New F.O.B. Plant Price	Reason for Revision
(a)	(b)	(c)	(d)	(e)	(f)	(g)	(h)	(i)	(j)	(k)	(l)	(m)

---NONE---