



May 25, 2006

Ms. Blanca S. Bayó, Director
Division of the Commission Clerk
and Administrative Services
Florida Public Service Commission
2540 Shumard Oak Boulevard
Tallahassee, Florida 32399-0850

Re: Docket No. 060001-EI

Dear Ms. Bayó:

Enclosed for filing on behalf of Progress Energy Florida, Inc. are an original plus ten (10) copies of FPSC 423 forms for the month of March 2006. Forms 423-1A, 423-2, 423-2A, 423-2B, and 423-2C contained in this filing have been edited to delete certain confidential information. Progress Energy Florida, Inc.'s Request for Specified Confidential Treatment, which includes an unedited copy of the 423 forms, has been submitted for filing this date under separate cover.

Please acknowledge your receipt and filing of the above on the enclosed copy of this letter and return same to me.

Very truly yours,

A handwritten signature in black ink, appearing to read 'John J. Burnett', with a long horizontal flourish extending to the right.

John Burnett
Associate General Counsel

JB/sc
Enclosures
cc: Parties of record

Progress Energy Florida, Inc.

CERTIFICATE OF SERVICE

Docket No. 060001-EI

I HEREBY CERTIFY that a true copy of Progress Energy Florida, Inc.'s FPSC 423 Forms for the month of March 2006 have been furnished to the following individuals by regular U.S. Mail this 25th day of May 2006.

John Butler
Florida Power & Light
9250 West Flagler Street
Miami, FL 33102

400 North Tampa Street
Suite 2450
Tampa, FL 33601

Jeffrey A. Stone, Esquire
Russell A. Badders, Esquire
Beggs and Lane
P. O. Box 12950
Pensacola, FL 32576-2950

Norman Horton, Jr., Esquire
Messer, Caparello & Self
P. O. Box 1876
Tallahassee, FL 32302

Lee L. Willis, Esquire
James D. Beasley, Esquire
Ausley & McMullen
P. O. Box 391
Tallahassee, FL 32302

Robert Scheffel Wright, Esquire
John Thomas LaVia, III, Esquire
310 West College Avenue
Tallahassee, FL 32301


Cochran Keating, Esquire
Office of the General Counsel
Florida Public Service Commission
2540 Shumard Oak Boulevard
Tallahassee, FL 32399-0850

Lt. Colonel Karen White
Major Craig Paulson
AFCESA/ULT
139 Barnes Drive
Tyndall Air Force Base, FL 32403

Patrica A. Christensen, Esquire
Office of the Public Counsel
C/o The Florida Legislature
111 West Madison Street
Room 812
Tallahassee, FL 32399-1400

Gary V. Perko, Esquire
Hopping, Green & Sams, P.A.
P. O. Box 6526
Tallahassee, FL 32314

Timothy Perry, Esquire
McWhirter, Reeves
117 S. Gadsden Street
Tallahassee, FL 32301



Attorney

John McWhirter, Jr.
McWhirter, Reeves et al.

MONTHLY REPORT OF COST AND QUALITY OF FUEL FOR ELECTRIC PLANTS
ORIGIN, VOLUME, DELIVERED PRICE AND AS RECEIVED QUALITY

1. REPORTING MONTH: 03/2006
2. REPORTING COMPANY: FLORIDA POWER CORPORATION

3. NAME, TITLE, TELEPHONE NUMBER OF CONTACT PERSON CONCERNING DATA

SUBMITTED ON THIS FORM: DAPHNE INGRAM, (919) 546-7908

4. SIGNATURE OF OFFICIAL SUBMITTED REPORT: _____

James King
JAMES KING
MANAGER, REGULATED BACK OFFICE

5. DATE COMPLETED: 4/26/2006

LINE NO.	PLANT NAME	SUPPLIER NAME	SHIPPING POINT	PURCHASE TYPE	DELIVERY LOCATION	DELIVERY DATE	TYPE OIL	SULFUR CONTENT (%)	BTU CONTENT (Btu/gal)	VOLUME (Bbls)	DELIVERED PRICE (\$/Bbl)
(a)	(b)	(c)	(d)	(e)	(f)	(g)	(h)	(i)	(j)	(k)	(l)
1	Anclote	Transfer Facility	Central Tampa Tank Farm	N/A	FOB PLANT	3/2006	FO2	0.50	138,000	890	\$2.7947
2	Bartow Steam Plant	RIO Energy International Inc.	Houston, TX	MTC	FOB TERMINAL	3/2006	FO6	1.05	158,604	348,890	\$37.1670
3	Central Tampa Tank Farm	Martin Product Sales	Lake Charles, LA	S	FOB PLANT	3/2006	FO2	0.48	139,695	70,000	\$71.9376
4	Crystal River	BP Products North America Inc	Tampa, FL	MTC	FOB PLANT	3/2006	FO2	0.50	138,000	176	\$81.4806
5	Crystal River	Transfer Facility	Central Tampa Tank Farm	N/A	FOB PLANT	3/2006	FO2	0.50	138,000	2,637	\$4.1639
6	Suwannee Steam Plant	RIO Energy International Inc.	St. Marks, FL	MTC	FOB PLANT	3/2006	FO6	1.00	155,000	5,580	\$63.2380
7	Turner Peakers	BP Products North America Inc	Taft, FL	MTC	FOB PLANT	3/2006	FO2	0.50	138,000	2,315	\$79.9138

FPSC FORM 423-1(a)

SPECIFIED CONFIDENTIAL

MONTHLY REPORT OF COST AND QUALITY OF FUEL FOR ELECTRIC PLANTS
ORIGIN, VOLUME, DELIVERED PRICE AND AS RECEIVED QUALITY

1. REPORTING MONTH: 03/2006
2. REPORTING COMPANY: FLORIDA POWER CORPORATION

3. NAME, TITLE TELEPHONE NUMBER OF CONTACT PERSON CONCERNING DATA

SUBMITTED ON THIS FORM: DAPHNE INGRAM, (919) 546-7908

4. SIGNATURE OF OFFICIAL SUBMITTED REPORT:

James D. King
JAMES KING

MANAGER, REGULATED BACK OFFICE

5. DATE COMPLETED: 4/26/2006

LINE NO	PLANT NAME	SUPPLIER NAME	DELIVERY LOCATION	DELIVERY DATE	TYPE OIL	VOLUME (Bbl)	INVOICE PRICE (\$/Bbl)	INVOICE AMOUNT (\$)	DISCOUNT (\$)	NET AMOUNT (\$)	NET PRICE (\$/Bbl)	QUALITY ADJUST (\$/Bbl)	EFFECTIVE TRANSPORT		ADDITIONAL TRANSPORT (\$/Bbl)	OTHER CHARGES (\$/Bbl)	DELIVERED PRICE (\$/Bbl)
													PURCHASE PRICE (\$/Bbl)	TO TERMINAL (\$/Bbl)			
(a)	(b)	(c)	(d)	(e)	(f)	(g)	(h)	(i)	(j)	(k)	(l)	(m)	(n)	(o)	(p)	(q)	(r)
1	Anclote	Transfer Facility	FOB PLANT	3/2006	FO2	890									\$2.79		\$2.79
2	Bartow Steam Plant	RIO Energy International Inc.	FOB TERM	3/2006	FO6	348,890									\$0.00		\$37.17
3	Central Tampa Tank Farm	Martin Product Sales	FOB PLANT	3/2006	FO2	70,000									\$0.00		\$71.94
4	Crystal River	BP Products North America Inc	FOB PLANT	3/2006	FO2	176									\$0.00		\$81.48
5	Crystal River	Transfer Facility	FOB PLANT	3/2006	FO2	2,637									\$4.16		\$4.16
6	Suwannee Steam Plant	RIO Energy International Inc.	FOB PLANT	3/2006	FO6	5,580									\$0.00		\$63.24
7	Turner Peakers	BP Products North America Inc	FOB PLANT	3/2006	FO2	2,315									\$0.00		\$79.91

MONTHLY REPORT OF COST AND QUALITY OF COAL FOR ELECTRIC PLANTS
ORIGIN, TONNAGE, DELIVERED PRICE AND AS RECEIVED QUALITY

- 1. Report for: Mo. March 2006
- 2. Reporting Company: Florida Power Corporation
- 3. Plant Name: McDuffie Coal Terminal

4. Name, Title and Telephone Number of Contact Person Concerning Data Submitted on this Form
Amy B. Futrell - Business Financial Analyst
(919) 546-2678

5. Signature of Official Submitting Report


James A. King - Regulated Back Office Manager

6. Date Completed: May 15, 2006


Line No.	Supplier Name	Mine Location	Purchase Type	Transportation Mode	Tons	Effective Purchase Price (\$/Ton)	Total Transportation Cost (\$/Ton)	F.O.B. Plant Price (\$/Ton)	As Received Coal Quality			
									Percent Sulfur (%)	Btu Content (Btu/lb)	Percent Ash (%)	Percent Moisture (%)
(a)	(b)	(c)	(d)	(e)	(f)	(g)	(h)	(i)	(j)	(k)	(l)	(m)
1	Interocean Coal Sales Ldc	999, IM, 45	MTC	OB	58,234			\$ 55.00	0.62	11,504	5.34	12.34

MONTHLY REPORT OF COST AND QUALITY OF COAL FOR ELECTRIC PLANTS
ORIGIN, TONNAGE, DELIVERED PRICE AND AS RECEIVED QUALITY

- 1. Report for: Mo. March 2006
- 2. Reporting Company: Florida Power Corporation
- 3. Plant Name: Transfer Facility - IMT

4. Name, Title and Telephone Number of Contact Person Concerning Data Submitted on this Form
Amy B. Futrell - Business Financial Analyst
(919) 546-2678

5. Signature of Official Submitting Report


James A. King - Regulated Back Office Manager

6. Date Completed: May 15, 2006


Line No.	Supplier Name	Mine Location	Purchase Type	Transportation Mode	Tons	Effective Purchase Price (\$/Ton)	Transportation Cost (\$/Ton)	F.O.B. Plant Price (\$/Ton)	As Received Coal Quality			
									Percent Sulfur (%)	Btu Content (Btu/lb)	Percent Ash (%)	Percent Moisture (%)
(a)	(b)	(c)	(d)	(e)	(f)	(g)	(h)	(i)	(j)	(k)	(l)	(m)
1	Central Coal Company	8, WV, 39	MTC	B	26,774			\$ 62.87	0.72	12,473	11.15	6.05
2	Guasare Coal International NV	999, IM, 50	MTC	OB	46,748			\$ 42.75	0.80	13,140	7.04	5.43
3	Kanawha River Terminals Inc.	8, WV, 39	MTC	B	37,866			\$ 72.66	0.68	12,359	11.76	6.79
4	Kanawha River Terminals Inc.	8, WV, 39	MTC	B	1,926			\$ 72.71	0.68	12,297	11.19	6.92
5	Keystone Industries, LLC	8, WV, 39	S	B	3,458			\$ 56.72	0.69	12,160	12.37	6.41
6	Keystone Industries, LLC	8, WV, 39	S	OB	36,051			\$ 73.83	0.73	12,817	8.40	7.27

MONTHLY REPORT OF COST AND QUALITY OF COAL FOR ELECTRIC PLANTS
ORIGIN, TONNAGE, DELIVERED PRICE AND AS RECEIVED QUALITY

- 1. Report for: Mo. March 2006
- 2. Reporting Company: Florida Power Corporation
- 3. Plant Name: Crystal River 1 & 2

4. Name, Title and Telephone Number of Contact Person Concerning Data Submitted on this Form
Amy B. Futrell - Business Financial Analyst
(919) 546-2678

5. Signature of Official Submitting Report


James A. King - Regulated Back Office Manager

6. Date Completed: May 15, 2006

Line No.	Supplier Name	Mine Location	Purchase Type	Transportation Mode	Tons	Effective Purchase Price (\$/Ton)	Transportation Cost (\$/Ton)	F.O.B. Plant Price (\$/Ton)	As Received Coal Quality			
									Percent Sulfur (%)	Btu Content (Btu/lb)	Percent Ash (%)	Percent Moisture (%)
(a)	(b)	(c)	(d)	(e)	(f)	(g)	(h)	(i)	(j)	(k)	(l)	(m)
1	Alpha Coal Sales Co. LLC	8, KY, 133	S	UR	9,663			\$ 84.09	0.90	12,372	11.24	6.12
2	B&W Resources Inc.	8, KY, 51	MTC	UR	30,206			\$ 71.48	1.11	12,329	11.32	5.57
3	Consol Energy Inc.	8, KY, 119	MTC	UR	19,331			\$ 79.62	1.20	12,723	8.39	6.81
4	Consol Energy Inc.	8, KY, 133	MTC	UR	41,008			\$ 79.60	1.20	12,548	11.17	4.95
5	Massey Utility Sales Company	8, KY, 195	MTC	UR	60,663			\$ 76.89	1.17	12,098	11.99	7.13
6	Sequoia Energy LLC	8, KY, 95	MTC	UR	18,667			\$ 74.56	1.02	13,396	6.95	4.19
7	Transfer Facility	N/A	N/A	GB	48,100			\$ 62.21	0.94	13,394	6.69	5.24

MONTHLY REPORT OF COST AND QUALITY OF COAL FOR ELECTRIC PLANTS
ORIGIN, TONNAGE, DELIVERED PRICE AND AS RECEIVED QUALITY

1. Report for: Mo. March 2006

2. Reporting Company: Florida Power Corporation

3. Plant Name: Crystal River 4 & 5

4. Name, Title and Telephone Number of Contact
Person Concerning Data Submitted on this Form
Amy B. Futrell - Business Financial Analyst
(919) 546-2678

5. Signature of Official Submitting Report

James A. King
James A. King - Regulated Back Office Manager

6. Date Completed: May 15, 2006

Line No.	Supplier Name	Mine Location	Purchase Type	Transportation Mode	Tons	Effective Purchase Price (\$/Ton)	Total Transportation Cost (\$/Ton)	F.O.B. Plant Price (\$/Ton)	As Received Coal Quality			
									Percent Sulfur (%)	Btu Content (Btu/lb)	Percent Ash (%)	Percent Moisture (%)
(a)	(b)	(c)	(d)	(e)	(f)	(g)	(h)	(i)	(j)	(k)	(l)	(m)
1	Alliance MC Mining	8, KY, 195	LTC	UR	15,930			\$ 62.97	0.63	12,806	8.77	5.90
2	Alliance MC Mining	8, KY, 195	LTC	UR	55,514			\$ 89.02	0.64	12,767	8.83	5.97
3	CAM-Kentucky LLC	8, KY, 195	MTC	UR	19,786			\$ 59.30	0.69	12,492	11.30	5.76
4	Constellation Energy Commoc	8, WV, 45	S	UR	9,269			\$ 91.90	0.68	12,388	12.99	4.70
5	Constellation Energy Commoc	8, WV, 5	S	UR	10,716			\$ 92.80	0.72	12,561	11.52	6.16
6	Diamond May Coal Company	8, KY, 119	MTC	UR	28,803			\$ 75.85	0.75	12,788	8.91	6.10
7	Diamond May Coal Company	8, VA, 105	MTC	UR	29,492			\$ 74.07	0.70	12,613	8.21	7.50
8	Massey Utility Sales Company	8, WV, 5	MTC	UR	19,863			\$ 86.96	0.71	12,449	11.72	6.59
9	Massey Utility Sales Company	8, WV, 5	MTC	UR	10,623			\$ 86.97	0.69	12,235	11.72	7.20
10	Transfer Facility	N/A	N/A	GB	32,288			\$ 65.78	0.62	11,477	5.44	12.35
11	Transfer Facility	N/A	N/A	GB	171,968			\$ 73.20	0.68	12,306	9.16	8.64

MONTHLY REPORT OF COST AND QUALITY OF COAL FOR ELECTRIC PLANTS
ORIGIN, TONNAGE, DELIVERED PRICE AND AS RECEIVED QUALITY


1. Report for: Mo. March 2006

2. Reporting Company: Florida Power Corporation

3. Plant Name: McDuffie Coal Terminal

4. Name, Title and Telephone Number of Contact
Person Concerning Data Submitted on this Form
Amy B. Futrell - Business Financial Analyst
(919) 546-2678

5. Signature of Official Submitting Report


James A. King - Regulated Back Office Manager

6. Date Completed: May 15, 2006


Line No.	Supplier Name	Mine Location	Purchase Type	Tons	F.O.B. Mine Price (\$/Ton)	Short Haul & Loading Charges (\$/Ton)	Original Invoice Price (\$/Ton)	Retro-active Price Increases (\$/Ton)	Base Price (\$/Ton)	Quality Adjustments (\$/Ton)	Effective Purchase Price (\$/Ton)
(a)	(b)	(c)	(d)	(e)	(f)	(g)	(h)	(i)	(j)	(k)	(l)
1	Interocean Coal Sales Ldc	999, IM, 45	MTC	58,234	██████████	\$ -	██████████	\$ -	██████████		

MONTHLY REPORT OF COST AND QUALITY OF COAL FOR ELECTRIC PLANTS
ORIGIN, TONNAGE, DELIVERED PRICE AND AS RECEIVED QUALITY

- 1. Report for: Mo. March 2006
- 2. Reporting Company: Florida Power Corporation
- 3. Plant Name: Transfer Facility - IMT

4. Name, Title and Telephone Number of Contact Person Concerning Data Submitted on this Form
Amy B. Futrell - Business Financial Analyst
(919) 546-2678

5. Signature of Official Submitting Report


James A. King - Regulated Back Office Manager

6. Date Completed: May 15, 2006

Line No.	Supplier Name	Mine Location	Purchase Type	Tons	F.O.B. Mine Price (\$/Ton)	Short Haul & Loading Charges (\$/Ton)	Original Invoice Price (\$/Ton)	Retro-active Price Inc(Dec) (\$/Ton)	Base Price (\$/Ton)	Quality Adjust-ments (\$/Ton)	Effective Purchase Price (\$/Ton)
(a)	(b)	(c)	(d)	(e)	(f)	(g)	(h)	(i)	(j)	(k)	(l)
1	Central Coal Company	8, WV, 39	MTC	6,389		\$ -		\$ -			
2	Guasare Coal International NV	999, IM, 50	MTC	19,635		\$ -		\$ -			
3	Kanawha River Terminals Inc.	8, WV, 39	MTC	37,866		\$ -		\$ -			
4	Kanawha River Terminals Inc.	8, WV, 39	MTC	1,926		\$ -		\$ -			
5	Keystone Industries, LLC	8, WV, 39	S	3,458		\$ -		\$ -			
6	Keystone Industries, LLC	8, WV, 39	S	36,051		\$ -		\$ -			

MONTHLY REPORT OF COST AND QUALITY OF COAL FOR ELECTRIC PLANTS
ORIGIN, TONNAGE, DELIVERED PRICE AND AS RECEIVED QUALITY

1. Report for: Mo. March 2006

2. Reporting Company: Florida Power Corporation

3. Plant Name: Crystal River 1 & 2

4. Name, Title and Telephone Number of Contact
Person Concerning Data Submitted on this Form
Amy B. Futrell - Business Financial Analyst
(919) 546-2678

5. Signature of Official Submitting Report

James A. King
James A. King - Regulated Back Office Manager

6. Date Completed: May 15, 2006

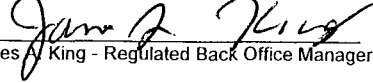
Line No.	Supplier Name	Mine Location	Purchase Type	Tons	F.O.B. Mine Price (\$/Ton)	Short Haul & Loading Charges (\$/Ton)	Original Invoice Price (\$/Ton)	Retro-active Price Increases (\$/Ton)	Base Price (\$/Ton)	Quality Adjustments (\$/Ton)	Effective Purchase Price (\$/Ton)
a)	(b)	(c)	(d)	(e)	(f)	(g)	(h)	(i)	(j)	(k)	(l)
1	Alpha Coal Sales Co. LLC	8, KY, 133	S	9,663		\$ -		\$ -			
2	B&W Resources Inc.	8, KY, 51	MTC	30,206		\$ -		\$ -			
3	Consol Energy Inc.	8, KY, 119	MTC	19,331		\$ -		\$ -			
4	Consol Energy Inc.	8, KY, 133	MTC	41,008		\$ -		\$ -			
5	Massey Utility Sales Company	8, KY, 195	MTC	60,663		\$ -		\$ -			
6	Sequoia Energy LLC	8, KY, 95	MTC	18,667		\$ -		\$ -			
7	Transfer Facility	N/A	N/A	48,100		\$ -		\$ -		N/A	

MONTHLY REPORT OF COST AND QUALITY OF COAL FOR ELECTRIC PLANTS
ORIGIN, TONNAGE, DELIVERED PRICE AND AS RECEIVED QUALITY

- 1. Report for: Mo. March 2006
- 2. Reporting Company: Florida Power Corporation
- 3. Plant Name: Crystal River 4 & 5

4. Name, Title and Telephone Number of Contact
Person Concerning Data Submitted on this Form
Amy B. Futrell - Business Financial Analyst
(919) 546-2678

5. Signature of Official Submitting Report


James A. King - Regulated Back Office Manager

6. Date Completed: May 15, 2006


Line No.	Supplier Name	Mine Location	Purchase Type	Tons	F.O.B. Mine Price (\$/Ton)	Short Haul & Loading Charges (\$/Ton)	Original Invoice Price (\$/Ton)	Retro-active Price Increases (\$/Ton)	Base Price (\$/Ton)	Quality Adjust-ments (\$/Ton)	Effective Purchase Price (\$/Ton)
(a)	(b)	(c)	(d)	(e)	(f)	(g)	(h)	(i)	(j)	(k)	(l)
1	Alliance MC Mining	8, KY, 195	LTC	15,930		\$ -		\$ -			
2	Alliance MC Mining	8, KY, 195	MTC	55,514		\$ -		\$ -			
3	CAM-Kentucky LLC	8, KY, 195	MTC	19,786		\$ -		\$ -			
4	Constellation Energy Commoc	8, WV, 45	MTC	9,269		\$ -		\$ -			
5	Constellation Energy Commoc	8, WV, 5	MTC	10,716		\$ -		\$ -			
6	Diamond May Coal Company	8, KY, 119	MTC	28,803		\$ -		\$ -			
7	Diamond May Coal Company	8, VA, 105	MTC	29,492		\$ -		\$ -			
8	Massey Utility Sales Company	8, WV, 5	MTC	19,863		\$ -		\$ -			
9	Massey Utility Sales Company	8, WV, 5	MTC	10,623		\$ -		\$ -			
10	Transfer Facility	N/A	N/A	32,288		\$ -		\$ -		N/A	
11	Transfer Facility	N/A	N/A	171,968		\$ -		\$ -		N/A	

MONTHLY REPORT OF COST AND QUALITY OF COAL FOR ELECTRIC PLANTS
 ORIGIN, TONNAGE, DELIVERED PRICE AND AS RECEIVED QUALITY

- 1. Report for: Mo. March 2006
- 2. Reporting Company: Florida Power Corporation
- 3. Plant Name: McDuffie Coal Terminal

4. Name, Title and Telephone Number of Contact Person Concerning Data Submitted on this Form
 Amy B. Futrell - Business Financial Analyst
 (919) 546-2678

5. Signature of Official Submitting Report


 James A. King - Regulated Back Office Manager


6. Date Completed: May 15, 2006

Line No.	Supplier Name	Mine Location	Shipping Point	Transportation Mode	Tons	Effective Purchase Price (\$/Ton)	Additional Shorthaul & Loading Charges (\$/Ton)	Rail Rate (\$/Ton)	Other Rail Charges (\$/Ton)	River Barge Rate (\$/Ton)	Trans-loading Rate (\$/Ton)	Ocean Barge Rate (\$/Ton)	Other Water Charges (\$/Ton)	Other Related Charges (\$/Ton)	Transportation Charges (\$/Ton)	F.O.B. Plant Price (\$/Ton)
a)	(b)	(c)	(d)	(e)	(f)	(g)	(h)	(i)	(j)	(k)	(l)	(m)	(n)	(o)	(p)	(q)
1	Interocean Coal Sales Ldc	999, IM, 45	Cartagena, S.A.	OB	58,234	██████████	N/A	██████████	██████████	N/A	██████████	N/A	N/A	N/A	██████████	\$ 55.00

MONTHLY REPORT OF COST AND QUALITY OF COAL FOR ELECTRIC PLANTS
ORIGIN, TONNAGE, DELIVERED PRICE AND AS RECEIVED QUALITY

- 1. Report for: Mo. March 2006
- 2. Reporting Company: Florida Power Corporation
- 3. Plant Name: Transfer Facility - IMT

4. Name, Title and Telephone Number of Contact Person Concerning Data Submitted on this Form
Amy B. Futrell - Business Financial Analyst
(919) 546-2678

5. Signature of Official Submitting Report

James A. King - Regulated Back Office Manager

6. Date Completed: May 15, 2006

Line No.	Supplier Name	Mine Location	Shipping Point	Transportation Mode	Tons	Effective Purchase Price (\$/Ton)	Additional Shorthaul & Loading Charges (\$/Ton)	Rail Rate (\$/Ton)	Other Rail Charges (\$/Ton)	River Barge Rate (\$/Ton)	Trans-loading Rate (\$/Ton)	Ocean Barge Rate (\$/Ton)	Other Water Charges (\$/Ton)	Other Related Charges (\$/Ton)	Transportation Charges (\$/Ton)	F.O.B. Plant Price (\$/Ton)
(a)	(b)	(c)	(d)	(e)	(f)	(g)	(h)	(i)	(j)	(k)	(l)	(m)	(n)	(o)	(p)	(q)
1	Central Coal Company	8, WV, 39	Winifrede Dock, WV	B	26,774		N/A	N/A	N/A			N/A	N/A	N/A		\$ 62.87
2	Guasare Coal International NV	999, IM, 50	Mina Norte, S.A.	OB	46,748		N/A	N/A	N/A			N/A	N/A	N/A		\$ 42.75
3	Kanawha River Terminals Inc.	8, WV, 39	Quincy Dock, WV	B	37,866		N/A	N/A	N/A			N/A	N/A	N/A		\$ 72.66
4	Kanawha River Terminals Inc.	8, WV, 39	Winifrede Dock, WV	B	1,926		N/A	N/A	N/A			N/A	N/A	N/A		\$ 72.71
5	Keystone Industries, LLC	8, WV, 39	Winifrede Dock, WV	B	3,458		N/A	N/A	N/A			N/A	N/A	N/A		\$ 56.72
6	Keystone Industries, LLC	8, WV, 39	Winifrede Dock, WV	OB	36,051		N/A	N/A	N/A			N/A	N/A	N/A		\$ 73.83

MONTHLY REPORT OF COST AND QUALITY OF COAL FOR ELECTRIC PLANTS
ORIGIN, TONNAGE, DELIVERED PRICE AND AS RECEIVED QUALITY

- 1. Report for: Mo. March 2006
- 2. Reporting Company: Florida Power Corporation
- 3. Plant Name: Crystal River 1 & 2

4. Name, Title and Telephone Number of Contact
Person Concerning Data Submitted on this Form
Amy B. Futrell - Business Financial Analyst
(919) 546-2678

5. Signature of Official Submitting Report

James A. King
James A. King - Regulated Back Office Manager

6. Date Completed: May 15, 2006


Line No.	Supplier Name	Mine Location	Shipping Point	Transportation Mode	Tons	Effective Purchase Price (\$/Ton)	Additional Shorthaul & Loading Charges (\$/Ton)	Rail Rate (\$/Ton)	Other Rail Charges (\$/Ton)	River Barge Rate (\$/Ton)	Trans-loading Rate (\$/Ton)	Ocean Barge Rate (\$/Ton)	Other Water Charges (\$/Ton)	Other Related Charges (\$/Ton)	Transportation Charges (\$/Ton)	F.O.B. Plant Price (\$/Ton)
(a)	(b)	(c)	(d)	(e)	(f)	(g)	(h)	(i)	(j)	(k)	(l)	(m)	(n)	(o)	(p)	(q)
1	Alpha Coal Sales Co. LLC	8, KY, 133	Roxana, KY	UR	9,663		N/A			N/A	N/A	N/A	N/A	N/A		\$ 84.09
2	B&W Resources Inc.	8, KY, 51	Resource, KY	UR	30,206		N/A			N/A	N/A	N/A	N/A	N/A		\$ 71.48
3	Consol Energy Inc.	8, KY, 119	Mousie, KY	UR	19,331		N/A			N/A	N/A	N/A	N/A	N/A		\$ 79.62
4	Consol Energy Inc.	8, KY, 133	Rapid Loader, KY	UR	41,008		N/A			N/A	N/A	N/A	N/A	N/A		\$ 79.60
5	Massey Utility Sales Company	8, KY, 195	Goff, KY	UR	60,663		N/A			N/A	N/A	N/A	N/A	N/A		\$ 76.89
6	Sequoia Energy LLC	8, KY, 95	Bardo, KY	UR	18,667		N/A			N/A	N/A	N/A	N/A	N/A		\$ 74.56
7	Transfer Facility	N/A	Plaquemines, Pa	GB	48,100		N/A	N/A	N/A	N/A	N/A		N/A	N/A		\$ 62.21

MONTHLY REPORT OF COST AND QUALITY OF COAL FOR ELECTRIC PLANTS
ORIGIN, TONNAGE, DELIVERED PRICE AND AS RECEIVED QUALITY

- 1. Report for: Mo. March 2006
- 2. Reporting Company: Florida Power Corporation
- 3. Plant Name: Crystal River 4 & 5

4. Name, Title and Telephone Number of Contact
Person Concerning Data Submitted on this Form
Amy B. Futrell - Business Financial Analyst
(919) 546-2678

5. Signature of Official Submitting Report


James A. King - Regulated Back Office Manager

6. Date Completed: May 15, 2006


Line No.	Supplier Name	Mine Location	Shipping Point	Transportation Mode	Tons	Effective Purchase Price (\$/Ton)	Additional Shorthaul & Loading Charges (\$/Ton)	Rail Rate (\$/Ton)	Other Rail Charges (\$/Ton)	River Barge Rate (\$/Ton)	Trans-loading Rate (\$/Ton)	Ocean Barge Rate (\$/Ton)	Other Water Charges (\$/Ton)	Other Related Charges (\$/Ton)	Transportation Charges (\$/Ton)	F.O.B. Plant Price (\$/Ton)
(a)	(b)	(c)	(d)	(e)	(f)	(g)	(h)	(i)	(j)	(k)	(l)	(m)	(n)	(o)	(p)	(q)
1	Alliance MC Mining	8, KY, 195	Scotts Branch, KY	UR	15,930		N/A			N/A	N/A	N/A	N/A	N/A		\$ 62.97
2	Alliance MC Mining	8, KY, 195	Scotts Branch, KY	UR	55,514		N/A			N/A	N/A	N/A	N/A	N/A		\$ 89.02
3	CAM-Kentucky LLC	8, KY, 195	Damron Fork, KY	UR	19,786		N/A			N/A	N/A	N/A	N/A	N/A		\$ 59.30
4	Constellation Energy Commodities Group Inc.	8, WV, 45	Pardee, WV	UR	9,269		N/A			N/A	N/A	N/A	N/A	N/A		\$ 91.90
5	Constellation Energy Commodities Group Inc.	8, WV, 5	Sylvester, WV	UR	10,716		N/A			N/A	N/A	N/A	N/A	N/A		\$ 92.80
6	Diamond May Coal Company	8, KY, 119	Yellow Creek, KY	UR	28,803		N/A			N/A	N/A	N/A	N/A	N/A		\$ 75.85
7	Diamond May Coal Company	8, VA, 105	Mayflower, VA	UR	29,492		N/A			N/A	N/A	N/A	N/A	N/A		\$ 74.07
8	Massey Utility Sales Company	8, WV, 5	Sylvester, WV	UR	19,863		N/A			N/A	N/A	N/A	N/A	N/A		\$ 86.96
9	Massey Utility Sales Company	8, WV, 5	Hutchinson, WV	UR	10,623		N/A			N/A	N/A	N/A	N/A	N/A		\$ 86.97
10	Transfer Facility	N/A	Mobile, AL	GB	32,288		N/A	N/A	N/A	N/A	N/A					\$ 65.78
11	Transfer Facility	N/A	Plaquemines, PA	GB	171,968		N/A	N/A	N/A	N/A	N/A					\$ 73.20

MONTHLY REPORT OF COST AND QUALITY OF COAL FOR ELECTRIC PLANTS
ORIGIN, TONNAGE, DELIVERED PRICE AND AS RECEIVED QUALITY

- 1. Report for: Mo. March 2006
- 2. Reporting Company: Florida Power Corporation
- 3. Plant Name: McDuffie Coal Terminal

4. Name, Title and Telephone Number of Contact
Person Concerning Data Submitted on this Form
Amy B. Futrell - Business Financial Analyst
(919) 546-2678

5. Signature of Official Submitting Report


James A. King - Regulated Back Office Manager

6. Date Completed: May 15, 2006

Line No.	Month Reported	Form Plant Name	Intended Generating Plant	Supplier	Original Line Number	Old Volume (tons)	Form No.	Column Title	Old Value	New Value	New F.O.B. Plant Price	Reason for Revision
(a)	(b)	(c)	(d)	(e)	(f)	(g)	(h)	(i)	(j)	(k)	(l)	(m)
----NONE----												

FPSC FORM NO. 423-2C

- 1. Report for: Mo. March 2006
- 2. Reporting Company: Florida Power C
- 3. Plant Name: Transfer Facility - IMT


Line	Month	Form	Intended
to	Reporte	Plant	Generating
(a)	(b)	Name	Plant

---NONE---

MONTHLY REPORT OF COST AND QUALITY OF COAL FOR ELECTRIC PLANTS
 ORIGIN, TONNAGE, DELIVERED PRICE AND AS RECEIVED QUALITY

- 1. Report for: Mo. March 2006
- 2. Reporting Company: Florida Power Corporation
- 3. Plant Name: Transfer Facility - IMT

4. Name, Title and Telephone Number of Contact
 Person Concerning Data Submitted on this Form
 Amy B. Futrell - Business Financial Analyst
 (919) 546-2678

5. Signature of Official Submitting Report

 James A. King - Regulated Back Office Manager

6. Date Completed: May 15, 2006

Line No.	Month Reported	Form Plant Name	Intended Generating Plant	Supplier	Original Line Number	Old Volume (tons)	Form No.	Column Title	Old Value	New Value	New F.O.B. Plant Price	Reason for Revision
(a)	(b)	(c)	(d)	(e)	(f)	(g)	(h)	(i)	(j)	(k)	(l)	(m)

----NONE----

MONTHLY REPORT OF COST AND QUALITY OF COAL FOR ELECTRIC PLANTS
ORIGIN, TONNAGE, DELIVERED PRICE AND AS RECEIVED QUALITY


1. Report for: Mo. March 2006

2. Reporting Company: Florida Power Corporation

3. Plant Name: Crystal River 1 & 2

4. Name, Title and Telephone Number of Contact
Person Concerning Data Submitted on this Form
Amy B. Futrell - Business Financial Analyst
(919) 546-2678

5. Signature of Official Submitting Report


James A. King - Regulated Back Office Manager

6. Date Completed: May 15, 2006

Line No.	Month Reported	Form Plant Name	Intended Generating Plant	Supplier	Original Line Number	Old Volume (tons)	Form No.	Column Title	Old Value	New Value	New F.O.B. Plant Price	Reason for Revision
(a)	(b)	(c)	(d)	(e)	(f)	(g)	(h)	(i)	(j)	(k)	(l)	(m)
1	01/06	CR 1&2	CR 1&2	Consol Energy Inc.	3	76,596	2	(f) Tons	76,490	79,596	\$ 77.74	Tonnage adjustment

MONTHLY REPORT OF COST AND QUALITY OF COAL FOR ELECTRIC PLANTS
ORIGIN, TONNAGE, DELIVERED PRICE AND AS RECEIVED QUALITY

- 1. Report for: Mo. March 2006
- 2. Reporting Company: Florida Power Corporation
- 3. Plant Name: Crystal River 4 & 5

4. Name, Title and Telephone Number of Contact Person Concerning Data Submitted on this Form
Amy B. Futrell - Business Financial Analyst
(919) 546-2678

5. Signature of Official Submitting Report


James A. King - Regulated Back Office Manager

6. Date Completed: May 15, 2006

Line No.	Month Reported	Form Plant Name	Intended Generating Plant	Supplier	Original Line Number	Old Volume (tons)	Form No.	Column Title	Old Value	New Value	New F.O.B. Plant Price	Reason for Revision
(a)	(b)	(c)	(d)	(e)	(f)	(g)	(h)	(i)	(j)	(k)	(l)	(m)
1	01/06	CR 4&5	CR 4&5	Alliance MCMining	1	57,288	2A	(k) Quality Adjustments			\$ 63.09	Quality Adjustment
2	02/06	CR 4&5	CR 4&5	Alliance MCMining	1	41,132	2A	(k) Quality Adjustments			\$ 62.46	Quality Adjustment