

REDACTED

undebited

FLORIDA PUBLIC SERVICE COMMISSION

2006 CLEC Data Request TABLE-2

(Data as of May 31, 2006)

Company Name:

Time Warner Telecom





























































































Company Code*:

TA 013

* Your CLEC Company code is shown on the label affixed to the envelope in which this was mailed and on the cover letter.

CLEC TABLE-2: ACCESS LINE COUNTS (notVGEs)

DO NOT INCLUDE VoIP, WHOLESALE PLATFORM LINES (lines formally known as UNE-P), ANY UNE-P LINES THAT HAVE NOT YET TRANSITIONED, RESOLD LINES (INCLUDING THOSE SOLD UNDER COMMERCIAL AGREEMENTS) OR PRIVATE LINES IN THIS TABLE

1 ILEC Territory	2 Res or Bus	3 Line Type	4 Total Lines
			
			
			
			
			
			
			
			
			
			
			
			
			
			
			
			
			
			
			
			
			
			
			

1 ILEC Territory	2 Res or Bus	3 Line Type	4 Total Lines

NOTES/INSTRUCTIONS FOR COMPLETING TABLE-2:

- A. The purpose of this table is to obtain a breakdown of access lines (reported in Table-1) by line type and actual line counts, not VGEs.
- B. Each field must be populated. All entries must be made *without* quotation marks.

TABLE COLUMN INSTRUCTIONS:

- Column 1. List ILEC Territory in alphabetical order (e.g. BellSouth, Verizon, etc.)
- Column 2. Enter the abbreviation Res for Residential lines or Bus for Business lines. **Each type must be entered in separate rows.**
- Column 3. For each line connected to the customer premises, enter Line Type as Analog, ISDN-BRI, ISDN-PRI, DS1, DS3, OC1, OC3, OCn (Identify value of n), xDSL (Identify x), etc. Include only those high speed lines that also provide voice. **Each type must be entered in separate rows.**
- Column 4. Enter actual line count total, not VGEs, in the Total Lines column. **EXAMPLE: Enter 1 for 1 Analog loop, 2 for 2 ISDN-PRI loops, etc. Each actual line count total must be entered in separate rows.**