

**CONFIDENTIAL**  
**DECLASSIFIED**

ATTACHMENT C

090001-EI

Progress Energy Florida, Inc.  
Docket No. 060001-EI

**Request for Specified Confidential Treatment**

---

**423 Forms for July 2006**

**CONFIDENTIAL COPY**

(Confidential information denoted with shading)

---

4/27/09  
**DECLASSIFIED**  
**CONFIDENTIAL**

DOCUMENT NUMBER-DATE

08659 SEP 20 08

FPSC-COMMISSION CLERK

MONTHLY REPORT OF COST AND QUALITY OF FUEL FOR ELECTRIC PLANTS  
ORIGIN, VOLUME, DELIVERED PRICE AND AS RECEIVED QUALITY

1. REPORTING MONTH: 07/2006  
2. REPORTING COMPANY: FLORIDA POWER

3. NAME, TITLE & TELEPHONE NUMBER OF CONTACT PERSON CONCERNING DATA  
SUBMITTED ON THIS FORM: DAPHNE INGRAM, (919) 546-7908  
4. SIGNATURE OF OFFICIAL SUBMITTED REPORT:

JAMES KING  
MANAGER, REGULATED BACK OFFICE

5. DATE COMPLETED: 9/13/2006

LINE NO.	PLANT NAME	SUPPLIER NAME	SHIPPING POINT	PURCHASE TYPE	DELIVERY LOCATION	DELIVERY DATE	TYPE OIL	SULFUR CONTENT (%)	BTU CONTENT (Btu/gal)	VOLUME (Bbls)	DELIVERED PRICE (\$/Bbl)
(a)	(b)	(c)	(d)	(e)	(f)	(g)	(h)	(i)	(j)	(k)	(l)
1	Anclote	Transfer Facility	Central Tampa Tank Farm	N/A	FOB PLANT	7/2006	FO2	0.50	138,000	347	\$3.9783
2	Bartow Peakers	Martin Product Sales	Houston, TX	S	FOB TERMINAL	7/2006	FO2	0.43	139,604	23,322	\$86.4115
3	Bartow Steam Plant	RIO Energy International Inc.	Houston, TX	MTC	FOB TERMINAL	7/2006	FO6	1.41	157,385	952,114	\$40.8721
4	Bayboro Peakers	Transfer Facility	Central Tampa Tank Farm	N/A	FOB PLANT	7/2006	FO2	0.50	138,000	10,104	\$5.5514
5	Central Tampa Tank Farm	Martin Product Sales	Houston, TX	S	FOB TERMINAL	7/2006	FO2	0.40	138,871	113,049	\$85.8328
6	Crystal River	Transfer Facility	Central Tampa Tank Farm	N/A	FOB PLANT	7/2006	FO2	0.50	138,000	8,436	\$4.2997
7	DeBary Peakers	Colonial Oil Industries Inc.	Jacksonville, FL	MTC	FOB PLANT	7/2006	FO2	0.28	138,000	15,052	\$88.5421
8	Intercession City Peakers	BP Products North America Inc	Central Florida Pipeline, FL	MTC	FOB PLANT	7/2006	FO2	0.00	138,581	59,716	\$94.4864
9	Intercession City Peakers	Transfer Facility	Central Tampa Tank Farm	N/A	FOB PLANT	7/2006	FO2	0.50	138,000	16,618	\$2.8994
10	Suwannee Steam Plant	Colonial Oil Industries Inc.	Jacksonville, FL	S	FOB PLANT	7/2006	FO6	0.96	155,491	32,474	\$56.1095
11	Suwannee Steam Plant	RIO Energy international Inc.	St. Marks, FL	MTC	FOB PLANT	7/2006	FO6	0.96	157,861	33,860	\$57.6207
12	Suwannee Steam Plant	TexPar Energy LLC	Toledo, OH	S	FOB PLANT	7/2006	FO6	1.26	156,246	6,441	\$57.4404
13	Turner Peakers	Colonial Oil Industries Inc.	Jacksonville, FL	MTC	FOB PLANT	7/2006	FO2	0.28	138,000	21,020	\$88.0868

**DECLASSIFIED**

MONTHLY REPORT OF COST AND QUALITY OF FUEL FOR ELECTRIC PLANTS  
ORIGIN, VOLUME, DELIVERED PRICE AND AS RECEIVED QUALITY

1. REPORTING 07/2006  
2. REPORTING FLORIDA POWER CORPORATION

3. NAME, TITLE & TELEPHONE NUMBER OF CONTACT PERSON CONCERNING DATA

SUBMITTED ON THIS FORM: DAPHNE INGRAM, (919) 546-7908

4. SIGNATURE OF OFFICIAL SUBMITTED REPORT:

JAMES KING  
MANAGER, REGULATED BACK OFFICE

5. DATE COMPLETED: 9/13/2006

LINE NO (a)	PLANT (b)	SUPPLIER (c)	DELIVERY LOCATION (d)	DELIVERY DATE (e)	TYPE OIL (f)	VOLUME (Bbl) (g)	INVOICE	INVOICE	DISCOUN (S) (j)	NET	NET	QUALITY ADJUST (S/Bbl) (m)	EFFECTIVE TRANSPORT		ADDITIONAL TRANSPORT (S/Bbl) (p)	OTHER CHARGE (S/Bbl) (q)	DELIVERED PRICE (S/Bbl) (r)	
							PRICE (S/Bbl) (h)	AMOUNT (S) (i)		AMOUNT (S) (k)	PRICE (S/Bbl) (l)		PURCHASE PRICE (S/Bbl) (n)	TO TERMINAL (S/Bbl) (o)				
1	Anclote	Transfer Facility	FOB PLANT	7/2006	FO2	347	\$0.00	\$0.00	\$0.00	\$0.00	\$0.00	\$0.00	\$0.00	\$3.28	\$0.00	\$3.28	\$0.70	\$3.98
2	Bartow Peakers	Martin Product Sales	FOB TERMINAL	7/2006	FO2	23,322	\$82.57	\$1,925,837.06	\$0.00	\$1,925,837.06	\$82.57	\$0.00	\$82.58	\$3.56	\$0.00	\$0.27	\$86.41	
3	Bartow Steam Plant	RIO Energy International Inc.	FOB TERMINAL	7/2006	FO6	952,114	\$49.56	\$47,189,423.04	\$0.00	\$47,189,423.04	\$49.56	\$0.25	\$49.81	\$0.76	\$0.00	(\$9.69)	\$40.87	
4	Bayboro Peakers	Transfer Facility	FOB PLANT	7/2006	FO2	10,104	\$0.00	\$0.00	\$0.00	\$0.00	\$0.00	\$0.00	\$4.62	\$0.00	\$4.62	\$0.93	\$5.55	
5	Central Tampa Tank Farm	Martin Product Sales	FOB TERMINAL	7/2006	FO2	113,049	\$78.94	\$8,924,088.26	\$0.00	\$8,924,088.06	\$78.94	\$0.00	\$78.94	\$6.70	\$0.00	\$0.19	\$85.83	
6	Crystal River	Transfer Facility	FOB PLANT	7/2006	FO2	8,436	\$0.00	\$0.00	\$0.00	\$0.00	\$0.00	\$0.00	\$3.93	\$0.00	\$3.93	\$0.37	\$4.30	
7	DeBary Peakers	Colonial Oil Industries Inc	FOB PLANT	7/2006	FO2	15,052	\$85.64	\$1,289,034.43	\$0.00	\$1,289,034.43	\$85.64	\$0.00	\$85.64	\$2.41	\$0.00	\$0.49	\$88.54	
8	Intercession City Peakers	BP Products North America Inc	FOB PLANT	7/2006	FO2	59,716	\$93.93	\$5,609,193.08	\$0.00	\$5,609,193.08	\$93.93	\$0.00	\$93.93	\$0.51	\$0.00	\$0.05	\$94.49	
9	Intercession City Peakers	Transfer Facility	FOB PLANT	7/2006	FO2	16,618	\$0.00	\$0.00	\$0.00	\$0.00	\$0.00	\$0.00	\$2.90	\$0.00	\$2.90	\$0.00	\$2.90	
10	Suwannee Steam Plant	Colonial Oil Industries Inc	FOB PLANT	7/2006	FO6	32,474	\$48.89	\$1,587,634.53	\$0.00	\$1,587,634.53	\$48.89	\$0.00	\$48.89	\$7.22	\$0.00	\$0.00	\$56.11	
11	Suwannee Steam Plant	RIO Energy International Inc.	FOB PLANT	7/2006	FO6	33,860	\$57.62	\$1,951,058.74	\$0.00	\$1,951,058.74	\$57.62	\$0.00	\$57.62	\$0.00	\$0.00	\$0.00	\$57.62	
12	Suwannee Steam Plant	TexPar Energy LLC	FOB PLANT	7/2006	FO6	6,441	\$57.44	\$369,991.32	\$0.00	\$369,991.32	\$57.44	\$0.00	\$57.44	\$0.00	\$0.00	\$0.00	\$57.44	
13	Turner Peakers	Colonial Oil Industries Inc.	FOB PLANT	7/2006	FO2	21,020	\$85.23	\$1,791,603.05	\$0.00	\$1,791,603.05	\$85.23	\$0.00	\$85.23	\$2.57	\$0.00	\$0.29	\$88.09	

DECLASSIFIED

MONTHLY REPORT OF COST AND QUALITY OF COAL FOR ELECTRIC PLANTS  
 ORIGIN, TONNAGE, DELIVERED PRICE AND AS RECEIVED QUALITY

- 1. Report for: Mo. July 2006
- 2. Reporting Company: Florida Power Corporation
- 3. Plant Name: McDuffie Coal Terminal

SPECIFIED  
CONFIDENTIAL

4. Name, Title and Telephone Number of Contact  
 Person Concerning Data Submitted on this Form  
 Jon Putnam - Business Financial Analyst  
 (919) 546-6368

5. Signature of Official Submitting Report

*James King*  
 \_\_\_\_\_  
 James King - Regulated Back Office Manager

6. Date Completed: September 11, 2006

Line No.	Supplier Name	Mine Location	Purchase Type	Transportation Mode	Tons	Effective Purchase Price (\$/Ton)	Total Transportation Cost (\$/Ton)	F.O.B. Plant Price (\$/Ton)	As Received Coal Quality			
									Percent Sulfur (%)	Btu Content (Btu/lb)	Percent Ash (%)	Percent Moisture (%)
(a)	(b)		(d)	(e)	(f)	(g)	(h)	(i)	(j)	(k)	(l)	(m)
1	Interocean Coal Sales Ldc	999, IM, 45	MTC	OB	40,821	\$53.95	\$0.00	\$53.95	0.57	11,507	5.64	11.60

DECLASSIFIED

MONTHLY REPORT OF COST AND QUALITY OF COAL FOR ELECTRIC PLANTS  
ORIGIN, TONNAGE, DELIVERED PRICE AND AS RECEIVED QUALITY

- 1. Report for: Mo. July 2006
- 2. Reporting Company: Florida Power Corporation
- 3. Plant Name: Transfer Facility - IMT

4. Name, Title and Telephone Number of Contact  
Person Concerning Data Submitted on this Form  
Jon Putnam - Business Financial Analyst  
(919) 546-6368

**SPECIFIED  
CONFIDENTIAL**

5. Signature of Official Submitting Report

  
James A. King - Regulated Back Office Manager

6. Date Completed: September 11, 2006

**DECLASSIFIED**

Line No.	Supplier Name	Mine Location	Purchase Type	Transportation Mode	Tons	Effective Purchase Price (\$/Ton)	Total Transportation Cost (\$/Ton)	F.O.B. Plant Price (\$/Ton)	As Received Coal Quality			
									Percent Sulfur (%)	Btu Content (Btu/lb)	Percent Ash (%)	Percent Moisture (%)
(a)	(b)	(c)	(d)	(e)	(f)	(g)	(h)	(i)	(j)	(k)	(l)	(m)
1	Central Coal Company	8, WV, 39	MTC	B	25,541	\$51.06	\$12.10	\$63.16	0.71	12,339	11.96	5.85
2	Guasare Coal International NV	999, IM, 50	MTC	OB	48,366	\$68.37	\$1.81	\$70.18	0.56	13,077	7.29	5.56
3	Kanawha River Terminals Inc.	8, WV, 39	MTC	B	41,116	\$60.99	\$12.13	\$73.12	0.65	12,349	11.52	7.03

MONTHLY REPORT OF COST AND QUALITY OF COAL FOR ELECTRIC PLANTS  
ORIGIN, TONNAGE, DELIVERED PRICE AND AS RECEIVED QUALITY

1. Report for: Mo. July 2006

2. Reporting Company: Florida Power Corporation

3. Plant Name: Crystal River 1 & 2

4. Name, Title and Telephone Number of Contact  
Person Concerning Data Submitted on this Form  
Jon Putnam - Business Financial Analyst  
(919) 546-6368

5. Signature of Official Submitting Report

*James A. King*  
James A. King - Regulated Back Office Manager

6. Date Completed: September 11, 2006

SPECIFIED  
CONFIDENTIAL  
DECLASSIFIED

Line No.	Supplier Name	Mine Location	Purchase Type	Transportation Mode	Tons	Effective Purchase Price (\$/Ton)	Total Transportation Cost (\$/Ton)	F.O.B. Plant Price (\$/Ton)	As Received Coal Quality				
									Percent Sulfur (%)	Btu Content (Btu/lb)	Percent Ash (%)	Percent Moisture (%)	
(a)	(b)	(c)	(d)	(e)	(f)	(g)	(h)	(i)	(j)	(k)	(l)	(m)	
1	Alliance MC Mining	8, KY, 195	LTC	UR	9,906	\$52.47	\$26.77	\$79.24	0.80	12,543	8.93	7.41	✓
2	Alpha Coal Sales Co. LLC	8, KY, 119	MTC	UR	30,433	\$43.43	\$28.09	\$71.52	0.95	12,760	9.90	5.16	✓
3	B&W Resources Inc	8, KY, 51	MTC	UR	10,015	\$52.50	\$26.70	\$79.20	0.98	12,146	11.35	6.09	✓
4	B&W Resources Inc	8, KY, 51	MTC	UR	20,845	\$46.50	\$26.66	\$73.16	1.04	12,408	11.01	5.40	✓
5	Consol Energy Inc	8, KY, 119	MTC	UR	59,926	\$54.58	\$26.77	\$81.35	1.10	12,480	9.57	6.66	✓
6	Massey Utility Sales Company	8, KY, 195	MTC	UR	41,868	\$51.75	\$26.82	\$78.57	1.04	12,176	11.43	7.29	✓
7	Massey Utility Sales Company	8, WV, 5	MTC	UR	3,618	\$60.50	\$28.47	\$88.97	0.74	12,524	10.73	7.18	✓
8	Massey Utility Sales Company	8, WV, 81	MTC	UR	9,909	\$51.75	\$28.47	\$80.22	1.05	12,736	11.54	5.53	✓
9	Sequoia Energy LLC	8, KY, 95	MTC	UR	31,811	\$48.67	\$26.67	\$75.34	0.99	13,151	7.61	4.61	✓
10	Transfer Facility	N/A	N/A	GB	6,962	\$72.49	\$7.16	\$79.65	0.66	11,830	8.78	10.51	✓

MONTHLY REPORT OF COST AND QUALITY OF COAL FOR ELECTRIC PLANTS  
ORIGIN, TONNAGE, DELIVERED PRICE AND AS RECEIVED QUALITY

- 1. Report for: Mo. July 2006
- 2. Reporting Company: Florida Power Corporation
- 3. Plant Name: Crystal River 4 & 5

4. Name, Title and Telephone Number of Contact  
Person Concerning Data Submitted on this Form  
Jon Putnam - Business Financial Analyst  
(919) 546-6368

5. Signature of Official Submitting Report

  
James A. King - Regulated Back Office Manager

6. Date Completed: September 11, 2006

SPECIFIED  
CONFIDENTIAL

DECLASSIFIED

Line No	Supplier Name	Mine Location	Purchase Type	Transportation Mode	Tons	Effective Purchase Price (\$/Ton)	Total Transportation Cost (\$/Ton)	F.O.B. Plant Price (\$/Ton)	As Received Coal Quality			
									Sulfur Percent (%)	Btu Content (Btu/lb)	Ash Percent (%)	Moisture Percent (%)
(a)	(b)	(c)	(d)	(e)	(f)	(g)	(h)	(i)	(j)	(k)	(l)	(m)
1	Alliance MC Mining	8, KY, 195	LTC	UR	10,483	\$60.72	\$29.35	\$90.07	0.77	12,491	9.61	6.14
2	Amvest Coal Sales	8, KY, 67	S	UR	11,057	\$55.26	\$34.16	\$89.42	0.71	12,515	11.02	5.60
3	CAM-Kentucky LLC	8, KY, 195	MTC	UR	21,408	\$34.75	\$32.43	\$67.18	0.66	12,545	11.08	5.66
4	Constellation Energy Commodities Group Inc	8, KY, 193	S	UR	11,162	\$55.61	\$31.90	\$87.51	0.75	12,526	11.00	5.41
5	Massey Utility Sales Company	8, WV, 5	MTC	UR	15,847	\$60.50	\$34.14	\$94.64	0.73	12,658	11.79	5.38
6	Transfer Facility	N/A	N/A	GB	24,750	\$54.83	\$9.24	\$64.07	0.54	11,509	5.51	11.62
7	Transfer Facility	N/A	N/A	GB	225,774	\$66.19	\$9.80	\$75.99	0.67	12,000	7.78	9.90

MONTHLY REPORT OF COST AND QUALITY OF COAL FOR ELECTRIC PLANTS  
ORIGIN, TONNAGE, DELIVERED PRICE AND AS RECEIVED QUALITY

- 1. Report for: Mo. July 2006
- 2. Reporting Company: Florida Power Corporation
- 3. Plant Name: McDuffie Coal Terminal

SPECIFIED  
CONFIDENTIAL

- 4. Name, Title and Telephone Number of Contact  
Person Concerning Data Submitted on this Form  
Jon Putnam - Business Financial Analyst  
(919) 546-6368

- 5. Signature of Official Submitting Report

  
James A. King - Regulated Back Office Manager

- 6. Date Completed: September 11, 2006

DECLASSIFIED

Line No.	Supplier Name	Mine Location	Purchase Type	Tons	F.O.B. Mine Price (\$/Ton)	Short Haul & Loading Charges (\$/Ton)	Original Invoice Price (\$/Ton)	Retro-active Price Increases (\$/Ton)	Base Price (\$/Ton)	Quality Adjust-ments (\$/Ton)	Effective Purchase Price (\$/Ton)
(a)	(b)	(c)	(d)	(e)	(f)	(g)	(h)	(i)	(j)	(k)	(l)
1	Interocean Coal Sales Ldc	999, IM, 45	MTC	40,821	\$ 55.00	\$0.00	\$55.00	\$0.00	\$55.00	(\$1.05)	\$53.95

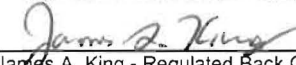


MONTHLY REPORT OF COST AND QUALITY OF COAL FOR ELECTRIC PLANTS  
 ORIGIN, TONNAGE, DELIVERED PRICE AND AS RECEIVED QUALITY

- 1. Report for: Mo. July 2006
- 2. Reporting Company: Florida Power Corporation
- 3. Plant Name: Transfer Facility - IMT

4. Name, Title and Telephone Number of Contact Person Concerning Data Submitted on this Form  
 Jon Putnam - Business Financial Analyst  
 (919) 546-6368

5. Signature of Official Submitting Report

  
 James A. King - Regulated Back Office Manager

6. Date Completed: September 11, 2006

**SPECIFIED  
 CONFIDENTIAL**

**DECLASSIFIED**

Line No.	Supplier Name	Purchase Type	Tons	F.O.B. Mine Price (\$/Ton)	Short Haul & Loading Charges (\$/Ton)	Original Invoice Price (\$/Ton)	Retro-active Price Inc(Dec) (\$/Ton)	Base Price (\$/Ton)	Quality Adjust-ments (\$/Ton)	Effective Purchase Price (\$/Ton)	
(a)	(b)	(c)	(d)	(e)	(f)	(g)	(h)	(i)	(j)	(k)	(l)
1	Central Coal Company	8, WV, 39	MTC	25,541	\$ 51.06	\$0.00	\$51.06	\$0.00	\$51.06	\$0.00	\$51.06
2	Guasare Coal International NV	999, IM, 50	MTC	48,366	\$ 67.23	\$0.00	\$67.23	\$0.00	\$67.23	\$1.14	\$68.37
3	Kanawha River Terminals Inc.	8, WV, 39	MTC	41,116	\$ 62.00	\$0.00	\$62.00	\$0.00	\$62.00	(\$1.01)	\$60.99


MONTHLY REPORT OF COST AND QUALITY OF COAL FOR ELECTRIC PLANTS  
ORIGIN, TONNAGE, DELIVERED PRICE AND AS RECEIVED QUALITY

- 1. Report for: Mo. July 2006
- 2. Reporting Company: Florida Power Corporation
- 3. Plant Name: Crystal River 1 & 2

**SPECIFIED  
CONFIDENTIAL**

- 4. Name, Title and Telephone Number of Contact  
Person Concerning Data Submitted on this Form  
Jon Putnam - Business Financial Analyst  
(919) 546-6368

- 5. Signature of Official Submitting Report

  
James A. King - Regulated Back Office Manager

- 6. Date Completed: September 11, 2006

**DECLASSIFIED**

Line No.	Supplier Name	Mine Location	Purchase Type	Tons	F.O.B. Mine Price (\$/Ton)	Short Haul & Loading Charges (\$/Ton)	Original Invoice Price (\$/Ton)	Retro-active Price Inc(Dec) (\$/Ton)	Base Price (\$/Ton)	Quality Adjust-ments (\$/Ton)	Effective Purchase Price (\$/Ton)
(a)	(b)	(c)	(d)	(e)	(f)	(g)	(h)	(i)	(j)	(k)	(l)
1	Alliance MC Mining	8,KY,195	LTC	9,906	\$ 49.75	\$0.00	\$49.75	\$0.00	\$49.75	\$2.72	\$52.47
2	Alpha Coal Sales Co. LLC	8, KY, 119	MTC	30,433	\$ 43.00	\$0.00	\$43.00	\$0.00	\$43.00	\$0.43	\$43.43
3	B&W Resources Inc	8, KY, 51	MTC	10,015	\$ 52.50	\$0.00	\$52.50	\$0.00	\$52.50	\$0.00	\$52.50
4	B&W Resources Inc	8, KY,51	MTC	20,845	\$ 46.50	\$0.00	\$46.50	\$0.00	\$46.50	\$0.00	\$46.50
5	Consol Energy Inc.	8, KY, 119	MTC	59,926	\$ 52.00	\$0.00	\$52.00	\$0.00	\$52.00	\$2.58	\$54.58
6	Massey Utility Sales Company	8, KY, 195	MTC	41,868	\$ 51.75	\$0.00	\$51.75	\$0.00	\$51.75	\$0.00	\$51.75
7	Massey Utility Sales Company	8, WV, 5	MTC	3,618	\$ 60.50	\$0.00	\$60.50	\$0.00	\$60.50	\$0.00	\$60.50
8	Massey Utility Sales Company	8, WV, 81	MTC	9,909	\$ 51.75	\$0.00	\$51.75	\$0.00	\$51.75	\$0.00	\$51.75
9	Sequoia Energy LLC	8, KY, 95	MTC	31,811	\$ 47.00	\$0.00	\$47.00	\$0.00	\$47.00	\$1.67	\$48.67
10	Transfer Facility	N/A	N/A	6,962	\$ 72.49	\$0.00	\$72.49	\$0.00	\$72.49	N/A	\$72.49


MONTHLY REPORT OF COST AND QUALITY OF COAL FOR ELECTRIC PLANTS  
ORIGIN, TONNAGE, DELIVERED PRICE AND AS RECEIVED QUALITY

- 1. Report for: Mo. July 2006
- 2. Reporting Company: Florida Power Corporation
- 3. Plant Name: Crystal River 4 & 5

4. Name, Title and Telephone Number of Contact  
Person Concerning Data Submitted on this Form  
Jon Putnam - Business Financial Analyst  
(919) 546-6368

SPECIFIED  
CONFIDENTIAL

5. Signature of Official Submitting Report

  
James A. King - Regulated Back Office Manager

DECLASSIFIED

6. Date Completed: September 11, 2006

Line No.	Supplier Name	Mine Location	Purchase Type	Tons	F.O.B. Mine Price (\$/Ton)	Short Haul & Loading Charges (\$/Ton)	Original Invoice Price (\$/Ton)	Retro-active Price Inc(Dec) (\$/Ton)	Base Price (\$/Ton)	Quality Adjust-ments (\$/Ton)	Effective Purchase Price (\$/Ton)
(a)	(b)	(c)	(d)	(e)	(f)	(g)	(h)	(i)	(j)	(k)	(l)
1	Alliance MC Mining	8, KY, 195	LTC	10,483	\$ 61.00	\$0.00	\$61.00	\$0.00	\$61.00	(\$0.28)	\$60.72
2	Amvest Coal Sales	8, KY, 67	MTC	11,057	\$ 54.75	\$0.00	\$54.75	\$0.00	\$54.75	\$0.51	\$55.26
3	CAM-Kentucky LLC	8, KY, 195	MTC	21,408	\$ 34.75	\$0.00	\$34.75	\$0.00	\$34.75	\$0.00	\$34.75
4	Constellation Energy Commodities Group Inc	8, KY, 193	S	11,162	\$ 55.50	\$0.00	\$55.50	\$0.00	\$55.50	\$0.11	\$55.61
5	Massey Utility Sales Company	8, WV, 5	MTC	15,847	\$ 60.50	\$0.00	\$60.50	\$0.00	\$60.50	\$0.00	\$60.50
6	Transfer Facility	N/A	N/A	24,750	\$ 54.83	\$0.00	\$54.83	\$0.00	\$54.83	N/A	\$54.83
7	Transfer Facility	N/A	N/A	225,774	\$ 66.19	\$0.00	\$66.19	\$0.00	\$66.19	N/A	\$66.19

**MONTHLY REPORT OF COST AND QUALITY OF COAL FOR ELECTRIC PLANTS  
ORIGIN, TONNAGE, DELIVERED PRICE AND AS RECEIVED QUALITY**

- 1. Report for: Mo. July 2006
- 2. Reporting Company: Florida Power Corporation
- 3. Plant Name: McDuffie Coal Terminal

4. Name, Title and Telephone Number of Contact Person Concerning Data Submitted on this Form  
 Jon Putnam - Business Financial Analyst  
 (919) 546-6368

**SPECIFIED  
CONFIDENTIAL**

5. Signature of Official Submitting Report

*James A. King*  
 \_\_\_\_\_  
 James A. King - Regulated Back Office Manager

6. Date Completed: September 11, 2006

**DECLASSIFIED**

Line No.	Supplier Name	Mine Location	Shipping Point	Transportation Mode	Tons	Effective Purchase Price (\$/Ton)	Additional Shorthaul & Loading Charges (\$/Ton)	Rail Rate (\$/Ton)	Other Rail Charges (\$/Ton)	River Barge Rate (\$/Ton)	Trans-loading Rate (\$/Ton)	Ocean Barge Rate (\$/Ton)	Other Water Charges (\$/Ton)	Other Related Charges (\$/Ton)	Transportation Charges (\$/Ton)	F.O.B. Plant Price (\$/Ton)
(a)	(b)	(c)	(d)	(e)	(f)	(g)	(h)	(i)	(j)	(k)	(l)	(m)	(n)	(o)	(p)	(q)
1	Interocean Coal Sales Ldc	999, IM, 45	Cartagena, S.A.	OB	40,821	\$53.95	N/A	N/A	N/A	N/A	\$0.00	N/A	N/A	N/A	\$0.00	\$53.95

MONTHLY REPORT OF COST AND QUALITY OF COAL FOR ELECTRIC PLANTS  
ORIGIN, TONNAGE, DELIVERED PRICE AND AS RECEIVED QUALITY

- 1. Report for: Mo. July 2006
- 2. Reporting Company: Florida Power Corporation
- 3. Plant Name: Transfer Facility - IMT

4. Name, Title and Telephone Number of Contact  
Person Concerning Data Submitted on this Form  
Jon Putnam - Business Financial Analyst  
(919) 546-6368

SPECIFIED  
CONFIDENTIAL

5. Signature of Official Submitting Report

  
James A. King - Regulated Back Office Manager

6. Date Completed: September 11, 2006

DECLASSIFIED

Line No.	Supplier Name	Shipping Point	Transportation Mode	Tons	Effective Purchase Price (\$/Ton)	Additional Shorthaul & Loading Charges (\$/Ton)	Rail Rate (\$/Ton)	Other Rail Charges (\$/Ton)	River Barge Rate (\$/Ton)	Trans-loading Rate (\$/Ton)	Ocean Barge Rate (\$/Ton)	Other Water Charges (\$/Ton)	Other Related Charges (\$/Ton)	Transportation Charges (\$/Ton)	F.O.B. Plant Price (\$/Ton)	
(a)	(b)	(c)	(d)	(e)	(f)	(g)	(h)	(i)	(j)	(k)	(l)	(m)	(n)	(o)	(p)	(q)
1	Central Coal Company	8, WV, 39	Winifrede Dock, WV	B	25,541	\$51.06	N/A	N/A	N/A	\$10.37	\$1.73	N/A	N/A	N/A	\$12.10	\$63.16
2	Guasare Coal International NV	999, IM, 50	Paso Diablo, S.A.	OB	48,366	\$68.37	N/A	N/A	N/A	N/A	\$1.81	N/A	N/A	N/A	\$1.81	\$70.18
3	Kanawha River Terminals Inc.	8, WV, 39	Marmet Dock, WV	B	41,116	\$60.99	N/A	N/A	N/A	\$10.37	\$1.75	N/A	N/A	N/A	\$12.13	\$73.12


MONTHLY REPORT OF COST AND QUALITY OF COAL FOR ELECTRIC PLANTS  
ORIGIN, TONNAGE, DELIVERED PRICE AND AS RECEIVED QUALITY

- 1. Report for: Mo. July 2006
- 2. Reporting Company: Florida Power Corporation
- 3. Plant Name: Crystal River 1 & 2

4. Name, Title and Telephone Number of Contact  
Person Concerning Data Submitted on this Form  
Jon Putnam - Business Financial Analyst  
(919) 546-6368

**SPECIFIED  
CONFIDENTIAL**

5. Signature of Official Submitting Report

  
James A. King - Regulated Back Office Manager

6. Date Completed: September 11, 2006

**DECLASSIFIED**

Line No.	Supplier Name	Mine Location	Shipping Point	Transportation Mode	Tons	Effective Purchase Price (\$/Ton)	Additional Shorthaul & Loading Charges (\$/Ton)	Rail Rate (\$/Ton)	Other Rail Charges (\$/Ton)	River Barge Rate (\$/Ton)	Trans-loading Rate (\$/Ton)	Ocean Barge Rate (\$/Ton)	Other Water Charges (\$/Ton)	Other Related Charges (\$/Ton)	Transportation Charges (\$/Ton)	F.O.B. Plant Price (\$/Ton)
(a)	(b)	(c)	(d)	(e)	(f)	(g)	(h)	(i)	(j)	(k)	(l)	(m)	(n)	(o)	(p)	(q)
1	Alliance MC Mining	8,KY,195	Scotts Branch, KY	UR	9,906	\$52.47	N/A	\$24.14	\$2.63	N/A	N/A	N/A	N/A	N/A	\$26.77	\$79.24
2	Alpha Coal Sales Co. LLC	8, KY, 119	Yellow Creek, KY	UR	30,433	\$43.43	N/A	\$25.46	\$2.63	N/A	N/A	N/A	N/A	N/A	\$28.09	\$71.52
3	B&W Resources Inc	8, KY, 51	Resource, KY	UR	10,015	\$52.50	N/A	\$24.00	\$2.70	N/A	N/A	N/A	N/A	N/A	\$26.70	\$79.20
4	B&W Resources Inc	8, KY,51	Resource, KY	UR	20,845	\$46.50	N/A	\$24.00	\$2.66	N/A	N/A	N/A	N/A	N/A	\$26.66	\$73.16
5	Consol Energy Inc.	8, KY, 119	Mousie, KY	UR	59,926	\$54.58	N/A	\$24.14	\$2.63	N/A	N/A	N/A	N/A	N/A	\$26.77	\$81.35
6	Massey Utility Sales Company	8, KY, 195	Goff, KY	UR	41,868	\$51.75	N/A	\$24.14	\$2.68	N/A	N/A	N/A	N/A	N/A	\$26.82	\$78.57
7	Massey Utility Sales Company	8, WV, 5	Sylvester, WV	UR	3,618	\$60.50	N/A	\$25.84	\$2.63	N/A	N/A	N/A	N/A	N/A	\$28.47	\$88.97
8	Massey Utility Sales Company	8, WV, 81	Goals, WV	UR	9,909	\$51.75	N/A	\$25.84	\$2.63	N/A	N/A	N/A	N/A	N/A	\$28.47	\$80.22
9	Sequoia Energy LLC	8, KY, 95	Bardo, KY	UR	31,811	\$48.67	N/A	\$24.00	\$2.67	N/A	N/A	N/A	N/A	N/A	\$26.67	\$75.34
10	Transfer Facility	N/A	Plaquermines, Pa	GB	6,962	\$72.49	N/A	N/A	N/A	N/A	N/A	\$7.07	\$0.09	N/A	\$7.16	\$79.65

MONTHLY REPORT OF COST AND QUALITY OF COAL FOR ELECTRIC PLANTS  
ORIGIN, TONNAGE, DELIVERED PRICE AND AS RECEIVED QUALITY

- 1. Report for: Mo. July 2006
- 2. Reporting Company: Florida Power Corporation
- 3. Plant Name: Crystal River 4 & 5

SPECIFIED  
CONFIDENTIAL

- 4. Name, Title and Telephone Number of Contact Person Concerning Data Submitted on this Form  
Jon Putnam - Business Financial Analyst  
(919) 546-6368

- 5. Signature of Official Submitting Report

  
James A. King - Regulated Back Office Manager

- 6. Date Completed: September 11, 2006

DECLASSIFIED

Line No.	Supplier Name	Mine Location	Shipping Point	Transportation Mode	Tons	Effective Purchase Price (\$/Ton)	Additional Shorthaul & Loading Charges (\$/Ton)	Rail Rate (\$/Ton)	Other Rail Charges (\$/Ton)	River Barge Rate (\$/Ton)	Trans-loading Rate (\$/Ton)	Ocean Barge Rate (\$/Ton)	Other Water Charges (\$/Ton)	Other Related Charges (\$/Ton)	Transportation Charges (\$/Ton)	F.O.B. Plant Price (\$/Ton)
(a)	(b)	(c)	(d)	(e)	(f)	(g)	(h)	(i)	(j)	(k)	(l)	(m)	(n)	(o)	(p)	(q)
1	Alliance MC Mining	8, KY, 195	Scotts Branch, KY	UR	10,483	\$60.72	N/A	\$24.14	\$5.21	N/A	N/A	N/A	N/A	N/A	\$29.35	\$90.07
2	Amvest Coal Sales	8, KY, 67	Fola, WV	UR	11,057	\$55.26	N/A	\$25.84	\$8.32	N/A	N/A	N/A	N/A	N/A	\$34.16	\$89.42
3	CAM-Kentucky LLC	8, KY, 195	Damron Fork, KY	UR	21,408	\$34.75	N/A	\$24.14	\$8.29	N/A	N/A	N/A	N/A	N/A	\$32.43	\$67.18
4	Constellation Energy Commodities Grc	8, KY, 193	Charlene, KY	UR	11,162	\$55.61	N/A	\$25.46	\$6.44	N/A	N/A	N/A	N/A	N/A	\$31.90	\$87.51
5	Massey Utility Sales Company	8, WV, 5	Sylvester, WV	UR	15,847	\$60.50	N/A	\$25.84	\$8.30	N/A	N/A	N/A	N/A	N/A	\$34.14	\$94.64
6	Transfer Facility	N/A	Mobile, AL	GB	24,750	\$54.83	N/A	N/A	N/A	N/A	N/A	\$7.75	\$1.49	N/A	\$9.24	\$64.07
7	Transfer Facility	N/A	Plaquemines, PA	GB	225,774	\$66.19	N/A	N/A	N/A	N/A	N/A	\$8.35	\$1.45	N/A	\$9.80	\$75.99

MONTHLY REPORT OF COST AND QUALITY OF COAL FOR ELECTRIC PLANTS  
 ORIGIN, TONNAGE, DELIVERED PRICE AND AS RECEIVED QUALITY

- 1. Report for: Mo. July 2006
- 2. Reporting Company: Florida Power Corporation
- 3. Plant Name: McDuffie Coal Terminal

4. Name, Title and Telephone Number of Contact Person Concerning Data Submitted on this Form  
 Jon Putnam - Business Financial Analyst  
 (919) 546-2678

SPECIFIED  
 CONFIDENTIAL  
 DECLASSIFIED

5. Signature of Official Submitting Report

  
 \_\_\_\_\_  
 James A. King - Regulated Back Office Manager

6. Date Completed: September 11, 2006

Line No.	Month Reported	Form Plant Name	Intended Generating Plant	Supplier	Original Line Number	Old Volume (tons)	Form No.	Column Title	Old Value	New Value	New F.O.B. Plant Price	Reason for Revision
(a)	(b)	(c)	(d)	(e)	(f)	(g)	(h)	(i)	(j)	(k)	(l)	(m)
-----NONE-----												




MONTHLY REPORT OF COST AND QUALITY OF COAL FOR ELECTRIC PLANTS  
ORIGIN, TONNAGE, DELIVERED PRICE AND AS RECEIVED QUALITY

- 1. Report for: Mo. July 2006
- 2. Reporting Company: Florida Power Corporation
- 3. Plant Name: Transfer Facility - IMT

4. Name, Title and Telephone Number of Contact Person Concerning Data Submitted on this Form  
Jon Putnam - Business Financial Analyst  
(919) 546-2678

5. Signature of Official Submitting Report

  
James A. King - Regulated Back Office Manager

6. Date Completed: September 11, 2006

**SPECIFIED  
CONFIDENTIAL**

**DECLASSIFIED**

Line No.	Month Reported	Form Plant Name	Intended Generating Plant	Supplier	Original Line Number	Old Volume (tons)	Form No.	Column Title	Old Value	New Value	New F.O.B. Plant Price	Reason for Revision
(a)	(b)	(c)	(d)	(e)	(f)	(g)	(h)	(i)	(j)	(k)	(l)	(m)
1	4/06	Transfer Facility - IMT	Central Coal Company		1	26,468	2	(f) Tons	6,389	26,468		Correction to Tons
2	4/06	Transfer Facility - IMT	Coal Marketing Company		2	50,402	2	(f) Tons	19,635	50,402		Correction to Tons
3	4/06	Transfer Facility - IMT	Guasare Coal International NV		3	95,059	2	(f) Tons	19,635	95,059		Correction to Tons
4	5/06	Transfer Facility - IMT	Coaltrade		2	3,522	2	(f) Tons	3,330	3,522		Correction to Tons
5	5/06	Transfer Facility - IMT	Coaltrade		2	3,522	2A	(k) Quality Adjustments	\$0.00	\$0.06	\$ 47.40	Quality Price Adjustment

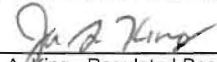
MONTHLY REPORT OF COST AND QUALITY OF COAL FOR ELECTRIC PLANTS  
ORIGIN, TONNAGE, DELIVERED PRICE AND AS RECEIVED QUALITY

- 1. Report for: Mo. July 2006
- 2. Reporting Company: Florida Power Corporation
- 3. Plant Name: Crystal River 1 & 2

4. Name, Title and Telephone Number of Contact  
Person Concerning Data Submitted on this Form  
Jon Putnam - Business Financial Analyst  
(919) 546-2678

SPECIFIED  
CONFIDENTIAL

5. Signature of Official Submitting Report

  
James A. King - Regulated Back Office Manager

6. Date Completed: September 11, 2006

DECLASSIFIED

Line No.	Month Reported	Form Plant Name	Intended Generating Plant	Supplier	Original Line Number	Old Volume (tons)	Form No.	Column Title	Old Value	New Value	New F.O.B. Plant Price	Reason for Revision
(a)	(b)	(c)	(d)	(e)	(f)	(g)	(h)	(i)	(j)	(k)	(l)	(m)
1	2/06	CR 1&2	CR 1&2	Consol Energy Inc	3	76,596	2	(j) Percent Sulfer	1.23	1.22		Quality Adjustment
2	2/06	CR 1&2	CR 1&2	Consol Energy Inc	3	76,596	2A	(k) Quality Adjustments	\$0.00	\$2.89	\$80.71	Quality Price Adjustment
3	2/06	CR 1&2	CR 1&2	Consol Energy Inc	4	19,384	2A	(k) Quality Adjustments	\$0.00	\$2.89	\$80.76	Quality Price Adjustment
4	2/06	CR 1&2	CR 1&2	Massey Utility Sales Company	5	48,426	2B	(j) Other Rail Charges	\$0.70	\$0.96	\$75.61	Correction to Rate
5	5/06	CR 1&2	CR 1&2	Alpha Coal Sales Co. LLC	1	20,603	2A	(k) Quality Adjustments	\$0.00	\$1.59	\$70.95	Quality Price Adjustment
6	5/06	CR 1&2	CR 1&2	Alpha Coal Sales Co. LLC	2	9,910	2A	(k) Quality Adjustments	\$0.00	(\$0.30)	\$69.09	Quality Price Adjustment
7	5/06	CR 1&2	CR 1&2	B&W Resources Inc.	3	20,079	2B	(j) Other Rail Charges	\$1.81	\$1.87	\$77.55	Correction to Rate
8	5/06	CR 1&2	CR 1&2	B&W Resources Inc.	4	21,123	2B	(j) Other Rail Charges	\$1.81	\$1.86	\$71.54	Correction to Rate
9	5/06	CR 1&2	CR 1&2	Consol Energy Inc	5	81,764	2A	(k) Quality Adjustments	\$0.00	\$2.60	\$79.72	Quality Price Adjustment
10	5/06	CR 1&2	CR 1&2	Consol Energy Inc	6	29,146	2A	(k) Quality Adjustments	\$0.00	\$2.60	\$81.72	Quality Price Adjustment
11	5/06	CR 1&2	CR 1&2	Consol Energy Inc	7	20,232	2A	(k) Quality Adjustments	\$0.00	\$2.60	\$79.72	Quality Price Adjustment
12	5/06	CR 1&2	CR 1&2	Sequoia Energy LLC	11	20,062	2B	(j) Other Rail Charges	\$1.81	\$1.88	\$72.12	Correction to Rate
13	6/06	CR 1&2	CR 1&2	Transfer Facility	7	16,126	2C	(f) FOB Mine Price	\$45.77	\$46.13	\$53.11	Correction to Rate


MONTHLY REPORT OF COST AND QUALITY OF COAL FOR ELECTRIC PLANTS  
ORIGIN, TONNAGE, DELIVERED PRICE AND AS RECEIVED QUALITY

- 1. Report for: Mo. July 2006
- 2. Reporting Company: Florida Power Corporation
- 3. Plant Name: Crystal River 4 & 5

4. Name, Title and Telephone Number of Contact Person Concerning Data Submitted on this Form  
Jon Putnam - Business Financial Analyst  
(919) 546-2678

SPECIFIED  
CONFIDENTIAL

5. Signature of Official Submitting Report

  
James A. King - Regulated Back Office Manager

6. Date Completed: September 11, 2006

DECLASSIFIED

Line No.	Month Reported	Form Plant Name	Intended Generating Plant	Supplier	Original Line Number	Old Volume (tons)	Form No.	Column Title	Old Value	New Value	New F.O.B. Plant Price	Reason for Revision
(a)	(b)	(c)	(d)	(e)	(f)	(g)	(h)	(i)	(j)	(k)	(l)	(m)
1	4/06	CR 4&5	CR 4&5	Transfer Facility	6	194,188	2A	(f) FOB Mine Price	\$60.56	\$60.96	✓ \$68.30	Correction to Rate
2	6/06	CR 4&5	CR 4&5	Constellation Energy Commodities Group Inc	4	11,159	2A	(k) Quality Adjustments	\$0.00	(\$0.27)	✓ \$83.60	Quality Price Adjustment
3	6/06	CR 4&5	CR 4&5	Massey Utility Sales Company	5	41,430	2B	(j) Other Rail Charges	\$3.79	\$3.78	✓ \$89.24	Correction to Rate