

ORIGINAL

LAW OFFICES
ROSE, SUNDBSTROM & BENTLEY, LLP
2548 BLAIRSTONE PINES DRIVE
TALLAHASSEE, FLORIDA 32301

FREDERICK L. ASCHAUER, JR.
CHRIS H. BENTLEY, P.A.
ROBERT C. BRANNAN
DAVID F. CHESTER
F. MARSHALL DETERDING
JOHN R. JENKINS, P.A.
STEVEN T. MINDLIN, P.A.
CHASITY H. O'STEEN
DAREN L. SHIPPY
WILLIAM E. SUNDBSTROM, P.A.
DIANE D. TREMOR, P.A.
JOHN L. WHARTON

WAYNE L. SCHIEFFELBEIN, OF COUNSEL
ROBERT M. C. ROSE (1924-2006)

(850) 877-6555
FAX (850) 656-4029
www.rsbatorneys.com

REPLY TO CENTRAL FLORIDA OFFICE

CENTRAL FLORIDA OFFICE
SANLANDO CENTER
2180 W. STATE ROAD 434, SUITE 2118
LONGWOOD, FLORIDA 32779
(407) 830-6331
FAX (407) 830-8522

MARTIN S. FRIEDMAN, P.A.
VALERIE L. LORD
BRIAN J. STREET

October 23, 2006

HAND DELIVERY

RECEIVED-PPSC
06 OCT 23 AM 10:23
COMMISSION
CLERK

Ms. Blanca Bayo
Commission Clerk & Administrative Services Director
Florida Public Service Commission
2540 Shumard Oak Boulevard
Tallahassee, FL 32399

RE: Docket No.: 060257-WS; Cypress Lakes Utilities, Inc.'s Application for Rate Increase
in Polk County, Florida
Our File No.: 30057.113

Dear Ms. Bayo:

Enclosed for filing in the above-referenced docket is the response of Cypress Lakes Utilities, Inc. to Staff's third data request dated September 26, 2006:

- CMP (1) With regard to Account 601, Salaries and Wages - Employees, the utility reflected total water salaries of \$63,860 on MFR Schedule B-6. For wastewater salaries, the utility reflected total wastewater salaries of \$62,048 on Schedule B-7, for total salaries of \$125,908. According to MFR Schedule B-3, Cypress Lakes has proposed pro forma salary adjustments of \$13,229 and \$12,329 to existing salaries of \$63,860 and \$62,048 for water and wastewater, respectively, for total pro forma salaries of \$151,466. These adjustments represent salary increases of 20.72% and 19.87%, for water and wastewater, respectively. The staff auditors have indicated that there is presently only one full-time employee at the utility and that there is no indication that the full-time position formerly occupied by Mr. Shantavious Rainey will be filled.
- COM _____
- CTR _____
- ECR _____
- GCL _____
- OPC _____
- RCA _____
- SCR _____
- SGA _____
- SEC 1
- OTH _____

DOCUMENT NUMBER-DATE

09705 OCT 23 g

FPSC-COMMISSION CLERK

Ms. Blanca Bayo
Commission Clerk & Administrative Services Director
Florida Public Service Commission
October 23, 2006
Page 2

- (a) Please provide all of the utility's calculations, bases, work papers, and support documentation for the above salary increases.

RESPONSE: Please refer to Exhibit 1(a) attached hereto.

- (b) Please explain, in detail, why the utility's salary adjustments are significantly greater than the Commission's 2006 Index of 2.74%.

RESPONSE: The Utility's salary adjustments are significantly greater than the Commission's 2006 Index because the increases include all new employees' salaries, payroll taxes, and benefits for office employees and operators. These salaries have also been annualized to reflect a full year of costs. In addition, a cost of living increase has been applied across the board to all Florida office employees and operators. This 4% increase reflects the company's typical yearly wage raises for employees. Please refer to the work sheets of Exhibit 1(a) for a list of employees and salaries.

- (c) Please indicate if there are any plans to fill the vacant full-time position, and if so, please list the anticipated start date and salary.

RESPONSE: The Utility plans to fill the open position. The starting salary will be in the range of \$30,000/year. The anticipated start date for the position is December 1, 2006, or earlier.

- (2) On MFR Schedule E-4, Cypress Lakes proposed after hours charges of \$22.50 for initial connection, normal reconnection, \$37.50 for violation reconnection, and \$22.50 for premises visit. It is the Commission's practice to approve miscellaneous service charges (including initial connection, normal and violation reconnection and premises visit charges) for a water and/or wastewater utility as long as the amounts and conditions are the same as recent Commission decisions. By Order No. PSC-06-0684-PAA-WS, issued August 8, 2006, in Docket No. 050587-WS, In re: Application for staff-assisted rate case in Charlotte County by MSM Utilities, LLC, the Commission found that MSM Utilities, LLC (MSM) shall be allowed to increase its water and wastewater miscellaneous service charges as follows:

Water Miscellaneous Service Charges

	<u>Commission Approved</u>	
	<u>Normal Hrs</u>	<u>After Hrs</u>
Initial Connection	\$20	N/A
Normal Reconnection	\$20	\$40
Violation Reconnection	\$20	\$40
Premises Visit	\$20	\$40

Wastewater Miscellaneous Service Charges

	<u>Commission Approved</u>	
	<u>Normal Hrs</u>	<u>After Hrs</u>
Initial Connection	\$20	N/A
Normal Reconnection	\$20	\$40
Violation Reconnection	Actual Cost	Actual Cost
Premises Visit	\$20	\$40

- (a) In an effort to set reasonable charges to make the cost causer pay for the above services, please state whether the utility agrees that it would be more appropriate for Cypress Lakes to establish charges as approved for MSM above, instead of the utility's proposed charges on MFR Schedule E-4?

RESPONSE: The Utility agrees that the above rates would be more appropriate.

- (b) If the utility's response to Question (2)(a) above is in agreement with any of the above charges approved for MSM, please state the charge(s) that the utility is in agreement with.

RESPONSE: The Utility agrees with all charges above.

- (c) Please provide the following: (1) a breakdown of th number of initial connections, normal reconnections, and premises visits during normal hours

Ms. Blanca Bayo
Commission Clerk & Administrative Services Director
Florida Public Service Commission
October 23, 2006
Page 4

for the 2005 test year; and (2) a breakdown of the number of normal reconnections and premises visits for the 2005 test year during after hours.

RESPONSE: Please refer to Exhibit 2(c) and to the CD submitted herewith which contains schedules showing (1) a breakdown of the number of initial connections and (2) a breakdown of the number of reconnections and premise visits for 2005.

The number of reconnections is labeled as Code 10 and the number of premise visits is labeled as Code 12. All reconnections and premise visits were during normal hours.

- (3) The billing analysis shown on MFR Schedule E-14, P. 1 indicates a customer with a consumption level of 887,000 gallons.
- (a) Is the level of consumption stated above correct?

RESPONSE: The level of consumption state above is incorrect.

- (b) If (a) is correct, please provide copies of that customer's consumption for each month of the test year and explain the significantly high level of consumption.

RESPONSE: N/A

- (c) If (a) is not correct, please make the appropriate adjustment to correct consumption and resubmit Schedule E-14, p. 1.

RESPONSE: A report is currently being created that will allow the Utility to make the appropriate adjustments to correct consumption. When this is completed, the Utility will submit a revised Schedule E-14.

- (4) Please provide, on a CD in a format compatible with Excel for Windows, copies of all electronic schedules, tables, work papers, models, projections and forecasts created in the process of filing all E and F schedules contained in the MFRs in the current rate increase request. For each electronic schedule, table, work paper, model, projection or forecast provided in this response, please provide its file name, a

description of the purpose and/or contents of the file, and the Schedule (or table number, if applicable) that the file corresponds to in the MFRs. In the event of any subsequent revisions to any E or F schedules, please provide an updated CD, in a format compatible with Excel for Windows, which contains all of the above-requested information for each revised or updated schedule.

RESPONSE: Please refer to the CD submitted herewith, which contains files labeled CypressLakes672-20051002.doc and CypressLakes672-20041030.pdf. These files contain the rates referencing bill codes during 2005 that were used to prepare the E schedules. The file Cypress Lakes consumption.xls contains the consumption by thousands report that was also used to prepare the E schedules. The files labeled Cypress Lakes-E1.xls through Cypress Lakes-E5.xls and Cypress Lakes-E9.xls through Cypress Lakes-E14.xls contain the E schedules filed in the MFR. Please see attached files labeled Cypress Lakes F Schedules.xls. This file contains F schedules 1 through 10. The files labeled Blcd-2000.xls through Blcd-2005.xls were used to complete schedules F-9 and F-10. The file labeled UICustomer_Gallons.xls was created to summarize the information on the blcd files.

- (5) Please provide, for each month during the period January 2000 through December 2005, wastewater system data regarding the number of bills rendered and the number of gallons sold. This information should be provided, by customer class, meter size and usage block, for each month during the period requested. Please provide the information in the format shown below.

Month /Year	Customer Class	Meter Size	Number of Bills	Gallons Sold
January 2000 - December 2005		5/8"		
January 2000 - December 2005	GS	5/8"		

Ms. Blanca Bayo
 Commission Clerk & Administrative Services Director
 Florida Public Service Commission
 October 23, 2006
 Page 6

RESPONSE: During the course of obtaining information for this response, the Utility discovered an inadvertent error in its consumption analyses. The consumption originally reported in the Utility's E schedules does not include any consumption adjustments given to customers for misreads or other required consumption adjustments. The Utility is in the process of creating a program that correctly reports consumption adjustments for E schedule purposes. When this program is complete, the Utility will respond to consumption requests accordingly if Staff so requests it do so.

- (6) Please provide, for each month during the period January 2000 through December 2005, water system data regarding the number of bills rendered and the number of gallons sold. This information should be provided, by **customer class, meter size and usage block**, for each month during the period requested. Please provide the information in the format shown below. To the extent the gallons sold in a particular customer class are not associated with an inclining-block rate charge, please list the gallons under the Block 1 column.

Month /Year	Customer Class	Meter Size	No. of Bills	Gallons Sold Block 1	Gallons Sold Block 2	Gallons Sold Block 3
January 2000 - December 2005		5/8"				
January 2000 - December 2005	GS	5/8"				
January 2000 - December 2005	GS Irrig.	5/8"				

Ms. Blanca Bayo
Commission Clerk & Administrative Services Director
Florida Public Service Commission
October 23, 2006
Page 7

RESPONSE: During the course of obtaining information for this response, the Utility discovered an inadvertent error in its consumption analyses. The consumption originally reported in the Utility's E schedules does not include any consumption adjustments given to customers for misreads or other required consumption adjustments. The Utility is in the process of creating a program that correctly reports consumption adjustments for E schedule purposes. When this program is complete, the Utility will respond to consumption requests accordingly if Staff so requests it do so.

- (7) Please provide water system data regarding the names, physical addresses and billing data for each customer who received irrigation service during the test period. Please provide the information in the format shown below.


Customer Class	Meter Size	Location of Service	No. of Bills	Gallons Sold
RS	5/8"			
GS	5/8"			
GS Irrig.	5/8"			

RESPONSE: During the course of obtaining information for this response, the Utility discovered an inadvertent error in its consumption analyses. The consumption originally reported in the Utility's E schedules does not include any consumption adjustments given to customers for misreads or other required consumption adjustments. The Utility is in the process of creating a program that correctly reports consumption adjustments for E schedule purposes. When this program is complete, the Utility will respond to consumption requests accordingly if Staff so requests it do so.

Ms. Blanca Bayo
Commission Clerk & Administrative Services Director
Florida Public Service Commission
October 23, 2006
Page 8

Should you have any questions regarding this filing, please do not hesitate to give me a call.

Very truly yours,




MARTIN S. FRIEDMAN
VALERIE L. LORD
For the Firm

VLL/tlc
Enclosures

cc: Katherine Fleming, Esquire, Office of General Counsel (w/o enc. - via hand delivery)
Mr. Troy Rendell, Division of Economic Regulation (w/enc. - via hand delivery)
Mr. Jay Revell, Division of Economic Regulation (w/o enc. - via hand delivery)
Ms. Cheryl Bulecza-Banks, Div. of Economic Regulation (w/o enc. - via hand delivery)
Ms. Frances Lingo, Division of Economic Regulation (w/o enc. - via hand delivery)
Mr. Gerald Edwards, Division of Economic Regulation (w/o enc. - via hand delivery)
Ms. Sonica Bruce, Division of Economic Regulation (w/o enc. - via hand delivery)
Steven M. Lubertozzi, Chief Regulatory Officer (w/enclosures - via U.S. Mail)
Kirsten Weeks, CPA (w/o enclosures - via U.S. Mail)
Mr. John Hoy, Regional Vice President for Operations (w/o enclosures - via U.S. Mail)
Patrick C. Flynn, Regional Director (w/o enclosures - via U.S. Mail)
Mr. Frank Seidman (w/o enclosures - via U.S. Mail)
Stephen Reilly, Esquire, Office of Public Counsel (w/enc. - via hand delivery)

M:\1 ALTAMONTE\UTILITIES INC\CYPRESS LAKES\(.113) 2005 RATE CASE\PSC Clerk 08 (Data Request 3).ltr.wpd



**COMPARISON OF PER BOOKS TO PRO FORMA SALARIES
FOR 2006 FLORIDA RATE FILINGS**

Cypress
Lakes

Per Books Operator Salaries	112,890	
Pro Forma Operator Salaries	① 136,922	✓
Adjustment	<u>24,032</u>	

Per Books Office Salaries	29,274	①	
Pro Forma Office Salaries	① 30,800	②	= 1,754 + 6,822 + 3,257 + 5,329 + 13,028
	<u>1,526</u>		

① 167,722 Total Proforma Salaries.
 < 16,256 > Cap Time
② 151,466 Net Pro forma Salaries per MFR.

~~XXXXXXXXXX~~ 125,908 Salaries
 25,558 Pro forma Adjustment.
② 151,466

FOR THE 14 PERIODS ENDING 12/31/05

CO	SUBD	ACCNT	DESCRIPTION	DEBIT	CREDIT	EFF DATE	JOURNAL	BALANCE
072	*0672	*6019020	--SALARIES-CHGD TO PLT-WSC--					BEG 0.00
			CAPTIVE		3,753.00	05/08/06	072-PAJE.A-03-03	
			WO.CAPTIVE		144.00	05/08/06	072-PAJE.A-03-03	
			CAP TIME		4,816.50	06/30/05	072-CAPTIVE-06-02	
			CAP TIME		2,964.00	06/30/05	072-CAPTIVE-06-04	
			CAPTIVE	3,753.00		05/08/06	072-PAJE.A-06-03	
			WO.CAPTIVE	144.00		05/08/06	072-PAJE.A-06-03	
			CAP TIME		7,853.00	12/31/05	072-CAPTIVE-13-13	
			CAP TIME		622.50	12/31/05	072-CAPTIVE-13-14	
			REV CAPTIME 1205	7,853.00		01/05/06	072-CAPTIVE-13-15	
			REV CAPTIME 1205	622.50		01/05/06	072-CAPTIVE-13-15	
			REV CAPTIME 0605	4,816.50		01/05/06	072-CAPTIVE-13-16	
			REV CAPTIME 0605	2,964.00		01/05/06	072-CAPTIVE-13-16	
			CAP TIME		15,971.00	12/31/05	072-CAPTIVE-13-17	
			CAP TIME		285.00	12/31/05	072-CAPTIVE-13-18	
				20,153.00	36,409.00			NET 16,256.00- END 16,256.00-
072	*8000	*6019040	--SALARIES-OPERATIONS--					BEG 0.00
			FL.OPER.0305	27,042.50		05/04/06	072-SE50.A-03-01	
			FL.OPER.0605	54,085.00		07/26/05	072-SE50.CYA-06-02	
			FL.OPER.0305		27,042.50	05/04/06	072-SE50.A-06-02	
			FL.OPER.0905	27,442.00		11/07/05	072-SE50.CYA-09-01	
			FL.OPER.1205	31,363.00		01/27/06	072-SE50.A-14-15	
				139,932.50	27,042.50			NET 112,890.00 END 112,890.00
072	*8000	*6019045	--SALARIES-WTR SERV-COMPUTERS--					BEG 0.00
			SE51.COMPUTER	540.00		05/02/06	072-SE51.A-03-02	
			SE51.COMPUTER	1,080.00		07/27/05	072-SE51.CYA-06-01	
			SE51.COMPUTER		540.00	05/02/06	072-SE51.A-06-02	
			SE51.COMPUTER	577.00		11/08/05	072-SE51.CYA-09-01	
			SE51.COMPUTER	77.00		01/27/06	072-SE51.A-14-13	
				2,274.00	540.00			NET 1,734.00 (1) END 1,734.00 (2)
072	*8000	*6019050	--SALARIES-OFFICE--					BEG 0.00
			SE.60.WSC.DIST	3,411.00		05/03/06	072-SE60.A-03-01	
			OFFICE.DISTRIB.0305	2,645.50		05/04/06	072-SE50.A-03-02	
			OFFICE.DISTRIB.0605	5,291.00		07/26/05	072-SE50.CYA-06-01	
			SE.60.WSC.DIST	6,822.00 (2)		07/27/05	072-SE60.CYA-06-01	
			SE.60.WSC.DIST		3,411.00	05/03/06	072-SE60.A-06-02	
			OFFICE.DISTRIB.0305	2,645.50		05/04/06	072-SE50.A-06-03	
			OFFICE.DISTRIB.0905	3,118.00		11/07/05	072-SE50.CYA-09-01	
			SE.60.WSC.DIST	3,887.00 (2)		11/09/05	072-SE60.CYA-09-01	
			OFFICE.DISTRIB.1205	3,093.00		01/27/06	072-SE50.A-14-15	
			SE.60.WSC.DIST	5,329.00 (2)		01/27/06	072-SE60.A-14-14	
				33,596.50	6,056.50			NET 27,540.00 (1) END 27,540.00

FOR THE 14 PERIODS ENDING 12/31/05

CO	SUBD	ACCNT	DESCRIPTION	DEBIT	CREDIT	EFF DATE	JOURNAL	BALANCE
			GRAND TOTALS:	195,956.00	70,048.00		BEG	0.00
							NET	125,908.00
							END	125,908.00

Operators 24,032
Office 1,526

Salaries per MFR 151,466

REPORT DESCRIPTION - DETAIL GENERAL LEDGER - GL
LEDGER ID - GL
PERIOD - 01-14

---> COMPANY
STRUCTURE - 2
SELECTION - 072
SUBTOTAL -

---> SUBDIV
STRUCTURE - 6
SELECTION - ALL
SUBTOTAL -

---> ACCOUNT
STRUCTURE - 5
SELECTION - 401.1H
SUBTOTAL -

SEGMENT - PRIOR YR ACT
ZERO SUPPRESS - Y
SUM AUTO JOURNALS - N
SUM ALL JOURNALS - N
PAGE BREAK - N
SORT BREAK - N
PERIOD BREAK - N
EFFECTIVE RATE - N
DATE - EFFECTIVE
SORT SEQUENCE
- 1-COMPANY
- 2-SUBDIV
- 3-ACCOUNT

WATER SERVICE CORPORATION
SE 50 - Office Salary
Distribution of Direct
Salaries and Benefits
Year Ended 12/31/05

	72-0672 Cypress	Lakes	Total
Total		2,459/c	
Customer Equivalent Florida Office	68,395	1,676	
Salaries Florida Office	531,667	13,028	531,666

WATER SERVICE CORPORATION
 SE 50 - Operator Salary
 Distribution of Direct
 Salaries and Benefits
 Year Ended 12/31/05

72-0672
 Cypress

Employee	Total	Lakes
<u>Customer Equivalents</u>		1,676
Abendroth, Thomas W	17,718	
Adkins, Jack	8,205	
Alday, Christopher Thomas	16,606	
Alday, James Roger	17,678	
Allen IV, James J.	521	
Anderson, Daniel S	2,673	
Armstrong, Scott D	3,352	
Becker, Jeffrey S	2,939	
Bishop, Alvin Michael	623	
Blasco, Christopher J	11,867	
Bosque, Ralph Alvarez	9,783	
Buono, Robert A	2,245	
Callahan, Robert L	9,783	
Casalina, Nicholas	1,201	
Cavallo, Ralph Joseph	7,291	
Coates, Bill	12,456	
Cook, James H	623	
Coolbaugh, James Allen	2,183	
Cooper, Robert K	17,678	
Replacement Employee	8,205	
Dunn, Michael T	20,308	1,676
Ebert, Harold B	16,606	
Ellis, Michael Scott	1,662	
Finch, Allan	8,205	
Finehirsh, Jeffrey S	3,352	
Flynn, Patrick C	67,885	1,676
Garcia Jr, Ismael	2,538	
Gentilucci, Domenic Vincent	2,384	
Godwin, Patrick Lynsey	510	
Golembleski, Ed P.	2,538	
Gongre, Bryan Keith	12,456	
Goodwin, Douglas L	23,897	
Gray, Roger	9,783	
Gunther, Mathew Joseph	3,352	
Habery, Stephen J	8,205	
Hahn, Jerry Lawrence	3,352	
Harden, Tyler	2,939	
Haws, Scotty Lee	31,035	
Hogue, Raymond Harry	23,897	
Hollister, Jimmie H	17,363	
Holsapple, Roger E	2,384	
Hoy, John	67,885	1,676
Iaggi, Scott T	7,291	
Keys, Thomas Eugene	16,606	
Learned, Scott C	9,675	
Ledwell, Leonard E	12,456	
Lisle Jr., John Dayton	2,183	
Lorenzo, Alexander	19,505	
Marinelli, John Allen	31,035	
McPeeks, Jeffrey	2,939	
McPhee, Allison Stevenson	6,366	
Mericle, Roy J	19,505	
Monat, Michael Paul	510	
Morrell, Matthew J	18,433	
Neal, William Lee	2,145	
Overton, Michael A	9,675	
Replacement Employee	19,505	
Pendarvis, James Howard	19,505	
Pfouts, Steve L.	6,366	
Phillips, Christopher R	12,574	
Pinder, Jeffrey	18,433	
Replacement Employee	9,783	
Quinlan II, Frederick E	17,678	
Radcliff, Max Lee	2,538	

WATER SERVICE CORPORATION
 SE 50 - Operator Salary
 Distribution of Direct
 Salaries and Benefits
 Year Ended 12/31/05

72-0672
 Cypress

Employee	Total	Lakes
Rainey, Shantavious Simone	1,676	1,676
Ramos, Isabelo	1,662	
Remigio, Roberto Villamin	12,574	
Retz, Richard Wayne	23,660	1,676
Roberts Jr., Eddie Eugene	7,291	
Rodriguez, David Ray	11,242	1,676
Schwades, Charles Grayling	589	
Shoffstall, David Eugene	1,676	1,676
Shue, Mickey A	18,945	
Sillitoe, Kathy Ann	31,035	
Smith, Donald Dale	9,783	
Steger, Elisa Matarlo	16,606	
Stewart, Malcolm S	8,244	
Sudol, Corey F	23,897	
Swegheimer, James A	16,606	
Szczepkowski, Stephen A	2,245	
Taylor, Donald Edward	9,675	
Vanmeter Jr, Nathan Z	1,855	
White, Ronald D	17,678	
White, William Dusten	16,606	
Wierzbicki, Anthony	23,660	1,676
Winkler, David C	3,352	
Zubek, Carl Andrew	7,291	
PT Boardway, Preston S	19,096	
PT Carroll, James Edward	12,456	
PT Hiscock, Todd David	2,877	1,676
PT Johns, Ralph	3,352	
PT Sillitoe, Terry Wayne	19,505	
PT Replacement Employee	8,205	
PT Replacement Employee	2,183	
PT Yingling, James Dennis	2,673	

WATER SERVICE CORPORATION
 SE 50 - Operator Salary
 Distribution of Direct
 Salaries and Benefits
 Year Ended 12/31/05

72-0672
 Cypress
 Lakes

Employee	Total	
Salary		
Abendroth, Thomas W	33,133	0
Adkins, Jack	35,043	0
Alday, Christopher Thomas	21,271	0
Alday, James Roger	27,039	0
Allen IV, James J.	38,274	0
Anderson, Daniel S	45,943	0
Armstrong, Scott D	34,994	0
Becker, Jeffrey S	41,428	0
Bishop, Alvin Michael	32,911	0
Blasco, Christopher J	27,400	0
Bosque, Ralph Alvarez	28,378	0
Buono, Robert A	35,580	0
Callahan, Robert L	31,098	0
Casalina, Nicholas	33,530	0
Cavallo, Ralph Joseph	35,298	0
Coates, Bill	57,588	0
Cook, James H	47,833	0
Coolbaugh, James Allen	33,632	0
Cooper, Robert K	29,999	2,476
Replacement Employee	36,926	0
Dunn, Michael T	83,152	6,862
Ebert, Harold B	29,839	0
Ellis, Michael Scott	48,504	0
Finch, Allan	33,087	0
Finehirsh, Jeffrey S	30,783	0
Flynn, Patrick C	109,200	2,696
Garcia Jr, Ismael	46,477	0
Gentilucci, Domenic Vincent	50,035	0
Godwin, Patrick Lynsey	47,823	0
Golembleski, Ed P.	37,758	0
Gongre, Bryan Keith	62,217	0
Goodwin, Douglas L	40,269	0
Gray, Roger	30,285	0
Gunther, Mathew Joseph	39,120	0
Habery, Stephen J	54,345	0
Hahn, Jerry Lawrence	36,855	0
Harden, Tyler	22,714	0
Haws, Scotty Lee	66,861	0
Hogue, Raymond Harry	36,052	0
Hollister, Jimmie H	28,051	0
Holsapple, Roger E	46,329	0
Hoy, John	161,200	3,980
Iaggi, Scott T	38,430	0
Keys, Thomas Eugene	50,629	0
Learned, Scott C	28,625	0
Ledwell, Leonard E	29,835	0
Lisle Jr., John Dayton	53,130	0
Lorenzo, Alexander	46,198	0
Marinelli, John Allen	56,784	0
McPeeks, Jeffrey	28,535	0
McPhee, Allison Stevenson	36,885	0
Mericle, Roy J	48,199	0
Monat, Michael Paul	42,188	0
Morrell, Matthew J	24,612	0
Neal, William Lee	43,795	0
Overton, Michael A	32,327	0
Replacement Employee	36,357	0
Pendarvis, James Howard	26,979	0
Pfouts, Steve L.	43,354	0
Phillips, Christopher R	32,079	0
Pinder, Jeffrey	44,699	0
Replacement Employee	29,264	0
Quinlan II, Frederick E	22,950	0
Radcliff, Max Lee	38,615	0

WATER SERVICE CORPORATION
 SE 50 - Operator Salary
 Distribution of Direct
 Salaries and Benefits
 Year Ended 12/31/05


72-0672
 Cypress
 Lakes

Employee	Total	Lakes
Rainey, Shantavious Simone	47,451	47,451
Ramos, Isabelo	40,850	0
Remigio, Roberto Villamin	21,353	0
Retz, Richard Wayne	61,204	4,336
Roberts Jr., Eddie Eugene	45,353	0
Rodriguez, David Ray	54,080	8,062
Schwades, Charles Grayling	42,923	0
Shoffstall, David Eugene	46,098	46,098
Shue, Mickey A	34,473	0
Sillitoe, Kathy Ann	50,414	0
Smith, Donald Dale	33,282	0
Steger, Elisa Metarlo	29,963	0
Stewart, Malcolm S	54,617	0
Sudol, Corey P	38,627	0
Swegheimer, James A	48,706	0
Szczepkowski, Stephen A	43,082	0
Taylor, Donald Edward	45,660	0
Vanmeter Jr, Nathan Z	41,167	0
White, Ronald D	45,066	0
White, William Dusten	22,862	0
Wierzbicki, Anthony	62,122	4,401
Winkler, David C	44,425	0
Zubek, Carl Andrew	38,238	0
PT Boardway, Preston S	10,059	0
PT Carroll, James Edward	14,775	0
PT Hiscock, Todd David	18,126	10,560
PT Johns, Ralph	15,563	0
PT Sillitoe, Terry Wayne	16,908	0
PT Replacement Employee	15,305	0
PT Replacement Employee	19,692	0
PT Yingling, James Dennis	14,133	0
Total Florida	3,799,301	136,922

WATER SERVICE CORPORATION
 SE 50 - Office Salary Detail
 Distribution of Direct
 Salaries and Benefits 6010950
 Year Ended 12/31/05

Employee	Salary	Customer Equivalent	
Florida			
Abbott, Loretta Ellen	27,480	2.45%	673
Baranska, Debora Dianne	26,016	2.45%	638
Bennett, Kimberly J	39,692	2.45%	973
Borges, Robert J	26,160	2.45%	641
Ceballos, Isabel	27,014	2.45%	662
Christian, Elise S	47,931	2.45%	1,175
Replacement Employee	30,914	2.45%	758
Noell, Sandra L	28,464	2.45%	697
Paulk, Stella Lynette	33,636	2.45%	824
Raponi, Ann Margaret	30,227	2.45%	741
Ratliff, Josephine Eblacas	27,801	2.45%	681
Sasic, Karen Lee	52,000	2.45%	1,274
Sillitoe, Jacqueline Marie	23,785	2.45%	583
Tappan, Jacqueline Ann	29,224	2.45%	716
Trovinger, Ferrellyn Long	40,345	2.45%	989
Wright, Leah Nell	33,651	2.45%	825
PT Chandler, Matthew R.	7,326	2.45%	180
Total Florida	531,667		13,028

(2)



(645) UBRCO M01 Report

ities, Inc system
t for Billc

Page 1
12

Repo

00672 for P /05 through 12/31/2005

Customer No. Customer Last Name Bill10 Dte Bill12 Dte

006720000721	CLARK	6/1/2005	
006720000721	CLARK	7/13/2005	
006720002131	LADEROUTE	12/30/2005	
006720003161	KASKE	7/8/2005	
006720003581	SWANSON	3/17/2005	
006720005387	FLYNN	9/8/2005	
006720007934	BIALKOWSKI	11/7/2005	
006720009121	WALSH	1/21/2005	
006720009121	WALSH	2/16/2005	
006720009121	WALSH	3/17/2005	
006720009121	WALSH		7/8/2005