

MONTHLY REPORT OF COST AND QUALITY OF FUEL OIL FOR ELECTRIC PLANTS
 DETAIL OF INVOICE AND TRANSPORTATION CHARGES

080001 EI

1. REPORTING MONTH: JUN YEAR: 2006
 2. REPORTING COMPANY: FLORIDA POWER LIGHT COMPANY

3. NAME, TITLE TELEPHONE NUMBER OF CONTACT PERSON CONCERNING DATA
 SUBMITTED ON THIS FORM: KORY DUBIN, REGULATORY AFFAIRS, (305) 552-4910
 4. SIGNATURE OF OFFICIAL SUBMITTING REPORT: *[Signature]*
 5. DATE COMPLETED: 08/16/2006 *10-27-08*

CONFIDENTIAL

DECLASSIFIED

(A)	(B)	(C)	(D)	(E)	(F)	(G)	(H)	(I)	(J)	(K)	(L)	(M)	(N)	(O)	(P)	(Q)	(R)
LINE NO.	PLANT	SUPPLIER	DELIVERY LOCATION	DELIVERY DATE	TYPE OIL	VOLUME (BBLs)	INVOICE PRICE (\$/BBL)	INVOICE AMOUNT (\$)	DISCOUNT (\$)	NET AMOUNT (\$)	NET PRICE (\$/BBL)	QUALITY ADJUST. (\$/BBL)	EFFECTIVE PUR PRICE (\$/BBL)	TRANSP TO TERM (\$/BBL)	ADDITIONAL TRANS CHGS (\$/BBL)	OTHER CHGS (\$/BBL)	DELIVERED PRICE (\$/BBL)
1	PMT	SHELL	PORT MANATEE	06/07/2006	F06	135382	44.7900	6,063,760	0	6,063,760	44.7900	0.0000	44.7900	0.0000	0.0672	0.1685	45.0257
2	PMR	CONOCO	PALM BEACH	06/06/2006	F06	106272	50.2200	5,336,980	0	5,336,980	50.2200	0.0000	50.2200	0.0000	0.2555	0.1824	50.6579
3	PMR	CONOCO	PALM BEACH	06/18/2006	F06	107573	50.2200	5,402,316	0	5,402,316	50.2200	0.0000	50.2200	0.0000	0.2555	0.1824	50.6579
4	PMR	CONOCO	PALM BEACH	06/27/2006	F06	107945	50.2200	5,420,998	0	5,420,998	50.2200	0.0000	50.2200	0.0000	0.2555	0.1824	50.6579
5	PRV	GLENCORE	RIVIERA	06/08/2006	F06	136246	53.1700	7,244,200	0	7,244,200	53.1700	0.0000	53.1700	0.0000	0.0090	0.1830	53.3620
6	PPE	SEMPRA	PORT EVERGLADES	06/20/2006	F06	147171	53.2600	7,838,327	0	7,838,327	53.2600	0.0000	53.2600	0.0000	0.0582	0.1860	53.5042
7	PPE	SHELL	PORT EVERGLADES	06/25/2006	F06	66117	51.7700	3,422,877	0	3,422,877	51.7700	0.0000	51.7700	0.0000	0.0582	0.1860	52.0142
8	PTF	SHELL	FISHER ISLAND	06/24/2006	F06	68228	51.7700	3,532,164	0	3,532,164	51.7700	0.0000	51.7700	0.0000	0.5626	0.2203	52.5529
9	PMT	VITOL	PORT MANATEE	06/06/2006	F06	251602	49.6900	12,502,103	0	12,502,103	49.6900	0.0000	49.6900	0.0000	0.0672	0.1685	49.9257
10	PMT	VITOL	PORT MANATEE	06/25/2006	F06	251682	49.6300	12,490,978	0	12,490,978	49.6300	0.0000	49.6300	0.0000	0.0672	0.1685	49.8657
11	PFL	TPSI		06/15/2006	F03	10310	89.5400	923,157	0	923,157	89.5400	0.0000	89.5400	0.0000	0.0000	0.0000	89.5400
12	PPE	AMERIGAS		06/15/2006	PRO	13	69.5400	904	0	904	69.5400	0.0000	69.5400	0.0000	0.0000	0.0000	69.5400
13	PTF	AMERIGAS		06/12/2006	PRO	5	70.1400	351	0	351	70.1400	0.0000	70.1400	0.0000	0.0000	0.0000	70.1400
14	PPE	FERRELL		06/23/2006	PRO	4	71.6800	287	0	287	71.6800	0.0000	71.6800	0.0000	0.0000	0.0000	71.6800
15	PRV	FERRELL		06/02/2006	PRO	3	93.5600	281	0	281	93.5600	0.0000	93.5600	0.0000	0.0000	0.0000	93.5600
16	PRV	FERRELL		06/09/2006	PRO	2	93.5600	187	0	187	93.5600	0.0000	93.5600	0.0000	0.0000	0.0000	93.5600
17	PRV	FERRELL		06/16/2006	PRO	4	96.6800	387	0	387	96.6800	0.0000	96.6800	0.0000	0.0000	0.0000	96.6800
18	PRV	FERRELL		06/23/2006	PRO	4	101.5900	406	0	406	101.5900	0.0000	101.5900	0.0000	0.0000	0.0000	101.5900
19	PRV	FERRELL		06/30/2006	PRO	3	103.8200	311	0	311	103.8200	0.0000	103.8200	0.0000	0.0000	0.0000	103.8200
20	PCC	SUBURBAN		06/02/2006	PRO	7	67.1300	470	0	470	67.1300	0.0000	67.1300	0.0000	0.0000	0.0000	67.1300
21	PMT	SUBURBAN		06/12/2006	PRO	29	66.6700	1,933	0	1,933	66.6700	0.0000	66.6700	0.0000	0.0000	0.0000	66.6700
22	PMT	SUBURBAN		06/19/2006	PRO	7	66.9600	469	0	469	66.9600	0.0000	66.9600	0.0000	0.0000	0.0000	66.9600
23	PSN	SUBURBAN		06/08/2006	PRO	4	73.2500	293	0	293	73.2500	0.0000	73.2500	0.0000	0.0000	0.0000	73.2500

DOCUMENT NUMBER-DATE

10271 NOV-7 8

DECLASSIFIED

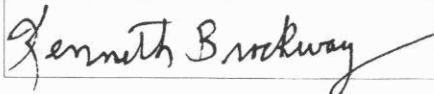
**MONTHLY REPORT OF COST AND QUALITY OF COAL FOR ELECTRIC PLANTS
ORIGIN, TONNAGE, DELIVERED PRICE AND AS RECEIVED QUALITY**

1. Report For Month/Yr: **June 2006**

4. Name, Title & Telephone Number of Contact
Person Concerning Data Submitted on this Form: **Korel M. Dubin (305-552-4910)**

2. Reporting Company: **Florida Power & Light**

5. Signature of Official Submitting Report:



3. Plant Name: **St. Johns River Power Park (SJRPP)**

6. Date Completed:

July 11, 2006

Line No.	Supplier Name	Mine Location	Purchase Type	Transportation Mode	Tons	Effective Purchase Price (\$/Ton)	Total Trans Cost (\$/Ton)	FOB Plant Price (\$/Ton)	As Received Coal Quality			
									Sulfur Content (%)	Btu Content (%)	Ash Content (%)	Moisture Content (%)
(a)	(b)	(c)	(d)	(e)	(f)	(g)	(h)	(i)	(j)	(k)	(l)	(m)
1	Capex	,IM,	S	OC	4,430	35.10	0.00	35.10	5.46	14,166	0.30	6.43
2	Coal Marketing Company	45,IM,999	LTC	OC	28,911	48.85	0.00	48.85	0.63	11,276	8.57	12.95
3	James River Coal Sales, Inc.	08,KY,095	LTC	UR	18,385	37.10	18.43	55.53	1.25	12,547	10.17	6.05
4	Oxbow Carbon & Minerals Inc.	,TX,	S	OC	6,706	35.55	0.00	35.55	5.88	14,032	0.39	6.49
5	TCP Petcoke Corporation	,TX,	S	OC	6,557	39.55	0.00	39.55	6.27	14,129	0.28	6.83

CONFIDENTIAL

DECLASSIFIED

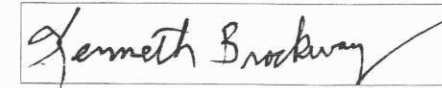
**MONTHLY REPORT OF COST AND QUALITY OF COAL FOR ELECTRIC PLANTS
DETAIL OF INVOICE PURCHASE PRICE**

1. Report For Month/Yr: **June 2006**

4. Name, Title & Telephone Number of Contact
Person Concerning Data Submitted on this Form: **Korel M. Dubin (305-552-4910)**

2. Reporting Company: **Florida Power & Light**

5. Signature of Official Submitting Report:



3. Plant Name: **St. Johns River Power Park (SJRPP)**

6. Date Completed: **July 11, 2006**

Line No.	Supplier Name	Mine Location	Purchase Type	Tons	FOB Mine Price (\$/Ton)	Short Haul & Loading Charge	Original Invoice Price (\$/Ton)	Retro-active Price Increases (\$/Ton)	Base Price (\$/Ton)	Quality Adjustments (\$/Ton)	Effective Purchase Price (\$/Ton)
(a)	(b)	(c)	(d)	(e)	(f)	(g)	(h)	(i)	(j)	(k)	(l)
1	Capex	,IM,	S	4,430	35.10	0.00	35.10	0.00	35.10	0.00	35.10
2	Coal Marketing Company	45,IM,999	LTC	28,911	48.85	0.00	48.85	0.00	48.85	0.00	48.85
3	James River Coal Sales, Inc.	08,KY,095	LTC	18,385	37.10	0.00	37.10	0.00	37.10	0.00	37.10
4	Oxbow Carbon & Minerals Inc.	,TX,	S	6,706	35.55	0.00	35.55	0.00	35.55	0.00	35.55
5	TCP Petcoke Corporation	,TX,	S	6,557	39.55	0.00	39.55	0.00	39.55	0.00	39.55

**CONFIDENTIAL
DECLASSIFIED**

**MONTHLY REPORT OF COST AND QUALITY OF COAL FOR ELECTRIC PLANTS
DETAIL OF TRANSPORTATION CHARGES**


1. Report For Month/Yr: **June 2006**

4. Name, Title & Telephone Number of Contact

Person Concerning Data Submitted on this Form: **Korel M. Dubin (305-552-4910)**

2. Reporting Company: **Florida Power & Light**

5. Signature of Official Submitting Report:



3. Plant Name: **St. Johns River Power Park (SJRPP)**

6. Date Completed:

July 11, 2006

Line No.	Supplier Name	Mine Location	Shipping Point	Transportation Mode	Tons	Effective Purchase Price (\$/Ton)	Short Haul & Loading Charge (\$/Ton)	Rail Charges		Waterborne Charges				Total Transport Charges (\$/Ton)	FOB Plant Price (\$/Ton)	
								Rail Rate (\$/Ton)	Other Rail Charges (\$/Ton)	River Barge Rate (\$/Ton)	Trans-loading Rate (\$/Ton)	Ocean Barge Rate (\$/Ton)	Other Water Charges (\$/Ton)			Related Charges (\$/Ton)
(a)	(b)	(c)	(d)	(e)	(f)	(g)	(h)	(i)	(j)	(k)	(l)	(m)	(n)	(o)	(p)	(q)
1	Capex	,IM,	CAPEX	OC	4,430	35.10	0.00	0.00	0.00	0.00	0.00	0.00	0.00	0.00	0.00	35.10
2	Coal Marketing Company	45,IM,999	EL CERREJON	OC	28,911	48.85	0.00	0.00	0.00	0.00	0.00	0.00	0.00	0.00	0.00	48.85
3	James River Coal Sales, Inc.	08,KY,095	CLOVER MINE	UR	18,385	37.10	0.00	18.43	0.00	0.00	0.00	0.00	0.00	0.00	18.43	55.53
4	Oxbow Carbon & Minerals Inc	,TX,	VALERO	OC	6,706	35.55	0.00	0.00	0.00	0.00	0.00	0.00	0.00	0.00	0.00	35.55
5	TCP Petcoke Corporation	,TX,	TCP-DOMESTIC	OC	6,557	39.55	0.00	0.00	0.00	0.00	0.00	0.00	0.00	0.00	0.00	39.55

CONFIDENTIAL

DECLASSIFIED