

Aqua Utilities Florida, Inc.

Docket No. 060368-WS

Application to Increase Rates and Charges  
For a "Class A" Utility  
In

Florida

VOLUME 6

Book 3

Containing  
All Other Engineering Schedules:

Annual Drinking Water Quality Reports

and

DEP Notices of Violation and Consent Orders

CMP \_\_\_\_\_

COM \_\_\_\_\_

CTR \_\_\_\_\_

ECR   /  

GCL \_\_\_\_\_

OPC \_\_\_\_\_

RCA \_\_\_\_\_

SCR \_\_\_\_\_

SGA \_\_\_\_\_

SEC   /  

OTH \_\_\_\_\_

DOCUMENT NUMBER 11023  
NOV 30 '88  
COMMISSION CLERK

AQUA UTILITIES FLORIDA, INC.  
Additional Engineering Information  
2005 Annual Drinking Water Quality Report

SYSTEM	<u>PAGE</u> <u>NUMBER</u>
Arredondo Estates	4
Arredondo Farms	6
Beecher's Point	8
Carlton Village	10
Chuluota	12
East Lake Harris Estates	14
Fern Terrace	16
Forty-Eight Estates	18
Friendly Center	20
Gibsonia Estates	22
Grand Terrace	24
Haines Creek	26
Harmony Homes	28
Hermits Cove	31
Hobby Hills	33
Holiday Haven	35
Imperial Terrace	37
Interlachen Lake/Park Manor	39
Jasmine Lakes	41
Jungle Den	44
Kings Cove	46
Kingswood	48
Lake Gibson Estates	50
Lake Josephine	52
Lake Osborne Est	54
Leisure Lakes	56
Morningview	58
Oakwood	60
Ocala Oaks	62
Orange Hill/Sugar Creek	64
Palms MHP	66
Palm Port	68

**AQUA UTILITIES FLORIDA, INC.**  
**Additional Engineering Information**  
**2005 Annual Drinking Water Quality Report**

<b>SYSTEM</b>	<b><u>PAGE</u></b> <b><u>NUMBER</u></b>
Palm Terrace	70
Picciola Island	73
Piney Woods	75
Pomona Park	77
Quail Ridge	79
Ravenswood	81
River Grove	83
Rosalie Oaks	85
Sebring Lakes	87
Silver Lake Est/Western Shores	89
Silver Lake Oaks	92
Skycrest	94
St. John's Highlands	96
Stone Mountain	98
Summit Chase	100
Sunny Hills	102
Tangerine	104
Tomoka/Twin Rivers	106
Valencia Terrace	108
Venetian Village	110
Village Water	112
Welaka/Saratoga Harbour	114
The Woods	118
Wooten	120
Zephyr Shores	122

Aqua Utilities Florida  
P.O. Box 490310  
Leesburg, FL 34749



### 2005 Annual Drinking Water Quality Report Arredondo Estates PWSID # 2010041

Este informe contiene información importante sobre la calidad de su agua de beber. Hable con alguien que lo entienda o llame al 877.WTR.AQUA (877.987-2782)

We're pleased to present to you this year's Annual Water Quality Report. This report is designed to inform you about the quality water and services we deliver to you every day. If you have any questions about this report or concerns about your water utility, please contact us at (800) 250-7532 or visit us at [www.aquautilitiesflorida.com](http://www.aquautilitiesflorida.com).

Arredondo Estates obtains its water from a groundwater source, which comes from the Floridian Aquifer. The water is aerated and chlorinated for disinfection purposes. The Florida Department of Environmental Protection (DEP) performed a Source Water Assessment on our system. Information provided by this assessment indicated no potential sources of contamination near our wells. The assessment results are available on the DEP Source Water Assessment and Protection Program website at [www.dep.state.fl.us/swapp](http://www.dep.state.fl.us/swapp).

The sources of drinking water (both tap water and bottled water) include rivers, lakes, streams, ponds, reservoirs, springs, and wells. As water travels over the surface of the land or through the ground, it dissolves naturally occurring minerals and, in some cases, radioactive material, and can pick up substances resulting from the presence of animals or from human activity.

Contaminants that may be present in source water include:

- A) **Microbial contaminants**, such as viruses and bacteria, which may come from sewage treatment plants, septic systems, agricultural livestock operations, and wildlife.
- B) **Inorganic contaminants**, such as salts and metals, which can be naturally-occurring or result from urban stormwater runoff, industrial or domestic wastewater discharges, oil and gas production, mining, or farming.
- C) **Pesticides and herbicides**, which may come from a variety of sources such as agriculture, urban stormwater runoff, and residential uses.
- D) **Organic chemical contaminants**, including synthetic and volatile organic chemicals, which are by-products of industrial processes and petroleum production, and can also, come from gas stations, urban stormwater runoff, and septic systems.
- E) **Radioactive contaminants**, which can be naturally occurring or result from oil and gas production and mining activities.

In order to ensure that tap water is safe to drink, the EPA prescribes regulations, which limit the amount of certain contaminants in water provided by public water systems. The Food and Drug Administration (FDA) regulations establish limits for contaminants in bottled water, which must provide the same protection for public health.

Drinking water, including bottled water, may reasonably be expected to contain at least small amounts of some contaminants. The presence of contaminants does not necessarily indicate that the water poses a health risk. More information about contaminants and potential health effects can be obtained by calling the Environmental Protection Agency's Safe Drinking Water Hotline at (800) 426-4791.

#### Terms and Abbreviations

**Action Level (AL):** The concentration of a contaminant that, if exceeded, triggers treatment or other requirements that a water system must follow.

**Maximum Contaminant Level or MCL:** The highest level of a contaminant that is allowed in drinking water. MCLs are set as close to the MCLGs as feasible using the best available treatment technology.

**Maximum Contaminant Level Goal or MCLG:** The level of a contaminant in drinking water below which there is no known or expected risk to health. MCLGs allow for a margin of safety.

**Maximum residual disinfectant level or MRDL:** The highest level of a disinfectant allowed in drinking water. There is convincing evidence that addition of a disinfectant is necessary for control of microbial contaminants.

**Maximum residual disinfectant level goal or MRDLG:** The level of drinking water disinfectant below which there is no known or expected risk to health. MRDLGs do not reflect the benefits of the use of disinfectants to control microbial contaminants.

**N/A:** Not applicable

**ND:** means not detected and indicates that the substance was not found by laboratory analysis.

**Parts per million (ppm) or Milligrams per liter (mg/l):** one part by weight of analyte to 1 million parts by weight of the water sample.

**Parts per billion (ppb) or Micrograms per liter (µg/l):** one part by weight of analyte to 1 billion parts by weight of the water sample.

**Picocurie per liter (pCi/L):** measure of the radioactivity in water.

## 2005 ANNUAL DRINKING WATER QUALITY TEST RESULTS

Aqua Utilities Florida routinely monitors for contaminants in your drinking water according to Federal and State laws, rules, and regulations. Except where indicated otherwise, this report is based on the results of our monitoring for the period of January 1 to December 31, 2005 for **Arredondo Estates - PWS ID # 2010041**. The Environmental Protection Agency (EPA) requires monitoring of over 80 drinking water contaminants. Those contaminants listed in the table below are the only ones detected in your drinking water. The state allows us to monitor for some contaminants less than once per year because concentrations do not change frequently. Some of our data, though representative, are more than one year old.

* Except as noted, results in the Level Detected column are the highest average at any sampling point or the highest single detected level at a sampling point, depending on sampling frequency.							
Contaminant and Unit of Measurement	Dates of Sampling (mo./yr.)	MCL Violation Y/N	Level Detected*	Range of Results	MCLG	MCL	Likely Source of Contamination
<b>Radiological Contaminants</b>							
Radium 226 or combined radium (pCi/l)	2/03	N	1.8	N/A	0	5	Erosion of natural deposits
<b>Inorganic Contaminants</b>							
Fluoride (ppm)	2/04	N	0.079	N/A	4	4	Erosion of natural deposits
Nitrate (as Nitrogen) (ppm)	5/05	N	1.6	N/A	10	10	Runoff from fertilizer use; leaching from septic tanks, sewage; erosion of natural deposits
Selenium (ppb)	2/03	N	0.004	N/A	50	50	erosion of natural deposits
Sodium (ppm)	2/03	N	15	N/A	N/A	160	Salt water intrusion, leaching from soil
<b>TTHMs and Stage I Disinfectant/ Disinfection By-Product (D/DBP) Parameters</b> *For Chlorine, Haloacetic Acids and TTHM the level detected is the highest annual average of the quarterly averages. Range of Results is the range of results (lowest to highest) at individual sampling sites.							
Chlorine (ppm)	2005	N	1.4	1.1-1.7	MRDLG =4	MRDL =4	Water additive used to control microbes
Total Haloacetic Acids (ppb)	7/04	N	6.9	5.7-8.1	N/A	60	Byproduct of drinking water disinfection
TTHMs [Total Trihalomethanes] (ppb)	7/04	N	3.5	3.2-3.8	N/A	80	Byproduct of drinking water disinfection

<b>Lead and Copper (Tap Water)</b>							
Contaminant and Unit of Measurement	Dates of Sampling (mo./yr.)	AL Violation Y/N	90 <sup>th</sup> Percentile Result	No. of sites exceeding the AL	MCLG	AL (Action Level)	Likely Source of Contamination
Copper (ppm)	9/05	N	0.53	0	1.3	1.3	Corrosion of household plumbing
Lead (ppb)	9/05	N	5.5	0	0	15	Corrosion of household plumbing

MCLs are set at very stringent levels. To understand the possible health effects described for many regulated constituents, a person would have to drink 2 liters of water every day at the MCL level for 70 years to have a one-in-a-million chance of having the described health effect.

Some people may be more vulnerable to contaminants in drinking water than the general population. Immuno-compromised persons such as persons with cancer undergoing chemotherapy, persons who have undergone organ transplants, people with HIV/AIDS or other immune system disorders, some elderly, and infants can be particularly at risk from infections. These people should seek advice about drinking water from their health care providers. EPA/CDC guidelines on appropriate means to lessen the risk of infection by *Cryptosporidium* and other microbiological contaminants are available from the SAFE DRINKING WATER HOTLINE (800) 426-4791.

Our water systems are designed and operated to deliver water to our customers' plumbing systems that complies with state and federal drinking water standards. This water is disinfected using chlorine, but it is not necessarily sterile. Customers' plumbing, including treatment devices, might remove, introduce or increase contaminants in tap water. All customers, and in particular operators of facilities like hotels and institutions serving susceptible populations (like hospitals and nursing homes), should properly operate and maintain the plumbing systems in these facilities. You can obtain additional information from the EPA's Safe Drinking Water Hotline at (800) 426-4791.

Aqua Utilities Florida  
P.O. Box 490310  
Leesburg, FL 34749



### 2005 Annual Drinking Water Quality Report Arredondo Farms PWSID # 2010042

*Este informe contiene información importante sobre la calidad de su agua de beber. Hable con alguien que lo entienda o llame al 877.WTR.AQUA (877.987.2782).*

We're pleased to present to you this year's Annual Water Quality Report. This report is designed to inform you about the quality water and services we deliver to you every day. If you have any questions about this report or concerns about your water utility, please contact us at (800) 250-7532 or visit us at [www.aquautilitiesflorida.com](http://www.aquautilitiesflorida.com).

Arredondo Farms obtains its water from a groundwater source, which comes from the Floridian Aquifer. The water is aerated and chlorinated for disinfection purposes. The Florida Department of Environmental Protection (DEP) performed a Source Water Assessment on our system. Information provided by this assessment indicated that Arredondo Farms water system is of moderate to high susceptibility to contamination. The assessment results are available on the DEP Source Water Assessment and Protection Program website at [www.dep.state.fl.us/swapp](http://www.dep.state.fl.us/swapp).

The sources of drinking water (both tap water and bottled water) include rivers, lakes, streams, ponds, reservoirs, springs, and wells. As water travels over the surface of the land or through the ground, it dissolves naturally occurring minerals and, in some cases, radioactive material, and can pick up substances resulting from the presence of animals or from human activity.

Contaminants that may be present in source water include:

- A) **Microbial contaminants**, such as viruses and bacteria, which may come from sewage treatment plants, septic systems, agricultural livestock operations, and wildlife.
- B) **Inorganic contaminants**, such as salts and metals, which can be naturally-occurring or result from urban stormwater runoff, industrial or domestic wastewater discharges, oil and gas production, mining, or farming.
- C) **Pesticides and herbicides**, which may come from a variety of sources such as agriculture, urban stormwater runoff, and residential uses.
- D) **Organic chemical contaminants**, including synthetic and volatile organic chemicals, which are by-products of industrial processes and petroleum production, and can also, come from gas stations, urban stormwater runoff, and septic systems.
- E) **Radioactive contaminants**, which can be naturally occurring or result from oil and gas production and mining activities.

In order to ensure that tap water is safe to drink, the EPA prescribes regulations, which limit the amount of certain contaminants in water provided by public water systems. The Food and Drug Administration (FDA) regulations establish limits for contaminants in bottled water, which must provide the same protection for public health.

Drinking water, including bottled water, may reasonably be expected to contain at least small amounts of some contaminants. The presence of contaminants does not necessarily indicate that the water poses a health risk. More information about contaminants and potential health effects can be obtained by calling the Environmental Protection Agency's Safe Drinking Water Hotline at (800) 426-4791.

#### Terms and Abbreviations

**Action Level (AL):** The concentration of a contaminant that, if exceeded, triggers treatment or other requirements that a water system must follow.

**Maximum Contaminant Level or MCL:** The highest level of a contaminant that is allowed in drinking water. MCLs are set as close to the MCLGs as feasible using the best available treatment technology.

**Maximum Contaminant Level Goal or MCLG:** The level of a contaminant in drinking water below which there is no known or expected risk to health. MCLGs allow for a margin of safety.

**Maximum residual disinfectant level or MRDL:** The highest level of a disinfectant allowed in drinking water. There is convincing evidence that addition of a disinfectant is necessary for control of microbial contaminants.

**Maximum residual disinfectant level goal or MRDLG:** The level of drinking water disinfectant below which there is no known or expected risk to health. MRDLGs do not reflect the benefits of the use of disinfectants to control microbial contaminants.

**N/A:** Not applicable

**ND:** means not detected and indicates that the substance was not found by laboratory analysis.

**Parts per million (ppm) or Milligrams per liter (mg/l):** one part by weight of analyte to 1 million parts by weight of the water sample.

**Parts per billion (ppb) or Micrograms per liter (µg/l):** one part by weight of analyte to 1 billion parts by weight of the water sample.

**Picocurie per liter (pCi/L):** measure of the radioactivity in water.

## 2005 ANNUAL DRINKING WATER QUALITY TEST RESULTS

Aqua Utilities Florida routinely monitors for contaminants in your drinking water according to Federal and State laws, rules, and regulations. Except where indicated otherwise, this report is based on the results of our monitoring for the period of January 1 to December 31, 2005 for **Arredondo Farms - PWS ID # 2010042**. The Environmental Protection Agency (EPA) requires monitoring of over 80 drinking water contaminants. Those contaminants listed in the table below are the only ones detected in your drinking water. The state allows us to monitor for some contaminants less than once per year because concentrations do not change frequently. Some of our data, though representative, are more than one year old.

\* Except as noted, results in the Level Detected column are the highest average at any sampling point or the highest single detected level at a sampling point, depending on sampling frequency.

Contaminant and Unit of Measurement	Dates of Sampling (mo./yr.)	MCL Violation Y/N	Level Detected*	Range of Results	MCLG	MCL	Likely Source of Contamination
<b>Radiological Contaminants</b> (a) The MCL for Uranium is 30 ug/L, which is equivalent to about 20.1 pCi/L.							
Alpha emitters (pCi/l)	2/03	N	1.7	N/A	0	15	Erosion of natural deposits
Radium 226 (pCi/l)	2/03	N	1.2	N/A	0	5	Erosion of natural deposits
Uranium (pCi/l)	2/03	N	0.7	N/A	0	30 (a)	Erosion of natural deposits
<b>Inorganic Contaminants</b>							
Fluoride (ppm)	2/03	N	0.8	N/A	4	4	Erosion of natural deposits
Nitrate (as Nitrogen) (ppm)	5/05	N	1.6	N/A	10	10	Runoff from fertilizer use; leaching from septic tanks, sewage; erosion of natural deposits
Sodium (ppm)	2/03	N	8.1	N/A	N/A	160	Salt water intrusion, leaching from soil

**TTHMs and Stage I Disinfectant/ Disinfection By-Product (D/DBP) Parameters** \*For Chlorine and TTHM the level detected is the highest annual average of the quarterly averages. Range of Results is the range of results (lowest to highest) at individual sampling sites.

Chlorine (ppm)	2005	N	1.3	1- 1.5	MRDLG =4	MRDL =4	Water additive used to control microbes
TTHMs [Total Trihalomethanes] (ppb)	7/04	N	2.6	2.5- 2.7	N/A	80	Byproduct of drinking water disinfection

**Lead and Copper (Tap Water)**

Contaminant and Unit of Measurement	Dates of Sampling (mo./yr.)	AL Violation Y/N	90 <sup>th</sup> Percentile Result	No. of sites exceeding the AL	MCLG	AL (Action Level)	Likely Source of Contamination
Copper (ppm)	2005	N	0.30	0	1.3	1.3	Corrosion of household plumbing
Lead (ppb)	2005	N	3.3	0	0	15	Corrosion of household plumbing

MCLs are set at very stringent levels. To understand the possible health effects described for many regulated constituents, a person would have to drink 2 liters of water every day at the MCL level for 70 years to have a one-in-a-million chance of having the described health effect.

Some people may be more vulnerable to contaminants in drinking water than the general population. Immuno-compromised persons such as persons with cancer undergoing chemotherapy, persons who have undergone organ transplants, people with HIV/AIDS or other immune system disorders, some elderly, and infants can be particularly at risk from infections. These people should seek advice about drinking water from their health care providers. EPA/CDC guidelines on appropriate means to lessen the risk of infection by *Cryptosporidium* and other microbiological contaminants are available from the SAFE DRINKING WATER HOTLINE (800) 426-4791.

Our water systems are designed and operated to deliver water to our customers' plumbing systems that complies with state and federal drinking water standards. This water is disinfected using chlorine, but it is not necessarily sterile. Customers' plumbing, including treatment devices, might remove, introduce or increase contaminants in tap water. All customers, and in particular operators of facilities like hotels and institutions serving susceptible populations (like hospitals and nursing homes), should properly operate and maintain the plumbing systems in these facilities. You can obtain additional information from the EPA's Safe Drinking Water Hotline at (800) 426-4791.

Aqua Utilities Florida  
 P.O. Box 490310  
 Leesburg, FL 34749



### 2005 Annual Drinking Water Quality Report Beecher's Point PWS ID #2540070

*Este informe contiene información importante sobre la calidad de su agua de beber. Hable con alguien que lo entienda o llame al 877.WTR.AQUA (877.987.2782).*

We're pleased to present to you this year's Annual Water Quality Report. This report is designed to inform you about the quality water and services we deliver to you every day. If you have any questions about this report or concerns about your water utility, please contact us at 1-800-250-7532 or visit us at [www.aquautilitiesflorida.com](http://www.aquautilitiesflorida.com).

Beecher's Point purchases its water from the Town of Welaka. The water source is groundwater from the Floridan Aquifer and is aerated and chlorinated for disinfection purposes. The Florida Department of Environmental Protection (DEP) performed a Source Water Assessment on our system. Information provided by this assessment indicated no potential sources of contamination near our wells. The assessment results are available on the DEP Source Water Assessment and Protection Program website at [www.dep.state.fl.us/swapp](http://www.dep.state.fl.us/swapp).

The sources of drinking water (both tap water and bottled water) include rivers, lakes, streams, ponds, reservoirs, springs, and wells. As water travels over the surface of the land or through the ground, it dissolves naturally occurring minerals and, in some cases, radioactive material, and can pick up substances resulting from the presence of animals or from human activity.

Contaminants that may be present in source water include:

- A) **Microbial contaminants**, such as viruses and bacteria, which may come from sewage treatment plants, septic systems, agricultural livestock operations, and wildlife.
- B) **Inorganic contaminants**, such as salts and metals, which can be naturally-occurring or result from urban stormwater runoff, industrial or domestic wastewater discharges, oil and gas production, mining, or farming.
- C) **Pesticides and herbicides**, which may come from a variety of sources such as agriculture, urban stormwater runoff, and residential uses.
- D) **Organic chemical contaminants**, including synthetic and volatile organic chemicals, which are by-products of industrial processes and petroleum production, and can also come from gas stations, urban stormwater runoff, and septic systems.
- E) **Radioactive contaminants**, which can be naturally occurring or result from oil and gas production and mining activities.

In order to ensure that tap water is safe to drink, the EPA prescribes regulations, which limit the amount of certain contaminants in water provided by public water systems. The Food and Drug Administration (FDA) regulations establish limits for contaminants in bottled water, which must provide the same protection for public health.

Drinking water, including bottled water, may reasonably be expected to contain at least small amounts of some contaminants. The presence of contaminants does not necessarily indicate that the water poses a health risk. More information about contaminants and potential health effects can be obtained by calling the Environmental Protection Agency's Safe Drinking Water Hotline at 1-800-426-4791.

#### Terms and Abbreviations

**Action Level (AL):** The concentration of a contaminant that, if exceeded, triggers treatment or other requirements that a water system must follow.

**Maximum Contaminant Level or MCL:** The highest level of a contaminant that is allowed in drinking water. MCLs are set as close to the MCLGs as feasible using the best available treatment technology.

**Maximum Contaminant Level Goal or MCLG:** The level of a contaminant in drinking water below which there is no known or expected risk to health. MCLGs allow for a margin of safety.

**Maximum residual disinfectant level or MRDL:** The highest level of a disinfectant allowed in drinking water. There is convincing evidence that addition of a disinfectant is necessary for control of microbial contaminants.

**Maximum residual disinfectant level goal or MRDLG:** The level of drinking water disinfectant below which there is no known or expected risk to health. MRDLGs do not reflect the benefits of the use of disinfectants to control microbial contaminants.

**N/A:** Not applicable

**ND:** means not detected and indicates that the substance was not found by laboratory analysis.

**Parts per million (ppm) or Milligrams per liter (mg/l):** one part by weight of analyte to 1 million parts by weight of the water sample.

**Parts per billion (ppb) or Micrograms per liter (µg/l):** one part by weight of analyte to 1 billion parts by weight of the water sample.

**Picocurie per liter (pCi/L):** measure of the radioactivity in water.



## 2005 ANNUAL DRINKING WATER QUALITY TEST RESULTS

Aqua Utilities Florida routinely monitors for contaminants in your drinking water according to Federal and State laws, rules, and regulations. Except where indicated otherwise, this report is based on the results of our monitoring for the period of January 1 to December 31, 2005 for Beecher's Point PWS ID #2540070. The Environmental Protection Agency (EPA) requires monitoring of over 80 drinking water contaminants. Those contaminants listed in the table below are the only contaminants detected in your drinking water. The state allows us to monitor for some contaminants less than once per year because the concentrations of these contaminants do not change frequently. Some of our data, though representative, are more than one year old.

\* Except as noted, results in the Level Detected column are the highest average at any sampling point or the highest single detected level at a sampling point, depending on sampling frequency.

Contaminant and Unit of Measurement	Dates of Sampling (mo./yr.)	MCL Violation Y/N	Level Detected*	Range of Results	MCLG	MCL	Likely Source of Contamination
<b>Inorganic Contaminants- Town of Welaka</b>							
Antimony (ppb)	06/03	N	3.0	N/A	6	6	Erosion of natural deposits
Sodium (ppm)	06/03	N	48.2	N/A	N/A	160	Salt water intrusion, leaching from soil

**TTHMs and Stage I Disinfectant/ Disinfection Byproduct (D/DBP) Parameters- Beecher's Point:** \*For Chlorine, Haloacetic Acids and TTHM the level detected is the highest annual average of the quarterly averages. Range of Results is the range of results (lowest to highest) at individual sampling sites.

Contaminant and Unit of Measurement	Dates of Sampling (mo./yr.)	MCL Violation Y/N	Level Detected*	Range of Results	MCLG/ MRDLG	MCL/ MRDL	Likely Source of Contamination
Chlorine (ppm)	2005	N	1.03	0.5- 1.85	MRDLG =4	MRDL =4	Water additive used to control microbes
Haloacetic Acids (ppb)	10/04	N	3.2	N/A	N/A	60	Byproduct of drinking water disinfection
Total Trihalomethanes (ppb)	10/04	N	25	N/A	N/A	80	Byproduct of drinking water disinfection

**Lead and Copper (Tap Water)- Beecher's Point**

Contaminant and Unit of Measurement	Dates of Sampling (mo./yr.)	AL Violation Y/N	90 <sup>th</sup> Percentile Result	No. of sites exceeding the AL	MCLG	AL (Action Level)	Likely Source of Contamination
Copper (ppm)	08/05	N	0.26	0	1.3	1.3	Corrosion of household plumbing
Lead (ppb)	08/05	N	2.45	0	0	15	Corrosion of household plumbing

Some people may be more vulnerable to contaminants in drinking water than the general population. Immuno-compromised persons such as persons with cancer undergoing chemotherapy, persons who have undergone organ transplants, people with HIV/AIDS or other immune system disorders, some elderly, and infants can be particularly at risk from infections. These people should seek advice about drinking water from their health care providers. EPA/CDC guidelines on appropriate means to lessen the risk of infection by *Cryptosporidium* and other microbiological contaminants are available from the SAFE DRINKING WATER HOTLINE (1-800-426-4791).

MCLs are set at very stringent levels. To understand the possible health effects described for many regulated constituents, a person would have to drink 2 liters of water every day at the MCL level for 70 years to have a one-in-a-million chance of having the described health effect.

Our water systems are designed and operated to deliver water to our customers' plumbing systems that complies with state and federal drinking water standards. This water is disinfected using chlorine, but it is not necessarily sterile. Customers' plumbing, including treatment devices, might remove, introduce or increase contaminants in tap water. All customers, and in particular operators of facilities like hotels and institutions serving susceptible populations (like hospitals and nursing homes), should properly operate and maintain the plumbing systems in these facilities. You can obtain additional information from the EPA's Safe Drinking Water Hotline at (800) 426-4791.

Aqua Utilities Florida  
 P.O. Box 490310  
 Leesburg, FL 34749



### 2005 Annual Drinking Water Quality Report Carlton Village PWS ID#3350152

Este informe contiene información importante sobre la calidad de su agua de beber. Hable con alguien que lo entienda o llame al 877.WTR.AQUA (877.987.2782).

We're pleased to present to you this year's Annual Water Quality Report. This report is designed to inform you about the quality water and services we deliver to you every day. If you have any questions about this report or concerns about your water utility, please contact us at 1-800-250-7532 or visit us at [www.aquautilitiesflorida.com](http://www.aquautilitiesflorida.com).

Carlton Village obtains its water from a groundwater source, which comes from the Floridan Aquifer. The water is chlorinated for disinfection purposes. The Florida Department of Environmental Protection (DEP) performed a Source Water Assessment on our system. Information provided by this assessment indicated no potential sources of contamination near our wells. The assessment results are available on the DEP Source Water Assessment and Protection Program website at [www.dep.state.fl.us/swapp](http://www.dep.state.fl.us/swapp).

The sources of drinking water (both tap water and bottled water) include rivers, lakes, streams, ponds, reservoirs, springs, and wells. As water travels over the surface of the land or through the ground, it dissolves naturally occurring minerals and, in some cases, radioactive material, and can pick up substances resulting from the presence of animals or from human activity.

Contaminants that may be present in source water include:

- A) **Microbial contaminants**, such as viruses and bacteria, which may come from sewage treatment plants, septic systems, agricultural livestock operations, and wildlife.
- B) **Inorganic contaminants**, such as salts and metals, which can be naturally-occurring or result from urban stormwater runoff, industrial or domestic wastewater discharges, oil and gas production, mining, or farming.
- C) **Pesticides and herbicides**, which may come from a variety of sources such as agriculture, urban stormwater runoff, and residential uses.
- D) **Organic chemical contaminants**, including synthetic and volatile organic chemicals, which are by-products of industrial processes and petroleum production, and can also come from gas stations, urban stormwater runoff, and septic systems.
- E) **Radioactive contaminants**, which can be naturally occurring or result from oil and gas production and mining activities.

In order to ensure that tap water is safe to drink, the EPA prescribes regulations, which limit the amount of certain contaminants in water provided by public water systems. The Food and Drug Administration (FDA) regulations establish limits for contaminants in bottled water, which must provide the same protection for public health.

Drinking water, including bottled water, may reasonably be expected to contain at least small amounts of some contaminants. The presence of contaminants does not necessarily indicate that the water poses a health risk. More information about contaminants and potential health effects can be obtained by calling the Environmental Protection Agency's Safe Drinking Water Hotline at 1-800-426-4791.

#### Terms and Abbreviations

**Action Level (AL):** The concentration of a contaminant that, if exceeded, triggers treatment or other requirements that a water system must follow.

**Maximum Contaminant Level or MCL:** The highest level of a contaminant that is allowed in drinking water. MCLs are set as close to the MCLGs as feasible using the best available treatment technology.

**Maximum Contaminant Level Goal or MCLG:** The level of a contaminant in drinking water below which there is no known or expected risk to health. MCLGs allow for a margin of safety.

**Maximum residual disinfectant level or MRDL:** The highest level of a disinfectant allowed in drinking water. There is convincing evidence that addition of a disinfectant is necessary for control of microbial contaminants.

**Maximum residual disinfectant level goal or MRDLG:** The level of drinking water disinfectant below which there is no known or expected risk to health. MRDLGs do not reflect the benefits of the use of disinfectants to control microbial contaminants.

**NA:** Not applicable.

**ND:** means not detected and indicates that the substance was not found by laboratory analysis.

**Parts per million (ppm) or Milligrams per liter (mg/l):** one part by weight of analyte to 1 million parts by weight of the water sample.

**Parts per billion (ppb) or Micrograms per liter (µg/l):** one part by weight of analyte to 1 billion parts by weight of the water sample.

**Picocurie per liter (pCi/L):** measure of the radioactivity in water.

## 2005 ANNUAL DRINKING WATER QUALITY TEST RESULTS

Aqua Utilities Florida routinely monitors for contaminants in your drinking water according to Federal and State laws, rules, and regulations. Except where otherwise noted, this report is based on the results of our monitoring for the period of January 1 to December 31, 2005 for Carlton Village PWS ID#3350152. The Environmental Protection Agency (EPA) requires monitoring of over 80 drinking water contaminants. Those contaminants listed in the table below are the only contaminants detected in your drinking water.

\* Except as noted, results in the Level Detected column are the highest average at any sampling point or the highest single detected level at a sampling point, depending on sampling frequency.

Radiological Contaminants							
Contaminant and Unit of Measurement	Dates of Sampling (mo./yr.)	MCL Violation Y/N	Level Detected*	Range of Results	MCLG	MCL	Likely Source of Contamination
Alpha emitters (pCi/l)	02/03	N	1.5	NA	0	15	Erosion of natural deposits
Radium 226 or combined radium (pCi/l)	02/03	N	0.8	NA	0	5	Erosion of natural deposits
Inorganic Contaminants							
Contaminant and Unit of Measurement	Dates of Sampling (mo./yr.)	MCL Violation Y/N	Level Detected*	Range of Results	MCLG	MCL	Likely Source of Contamination
Barium (ppm)	02/03	N	0.011	NA	2	2	Erosion of natural deposits
Fluoride (ppm)	02/03	N	0.17	NA	4	4	Erosion of natural deposits
Nitrate (as Nitrogen) (ppm)	02/05	N	1.3	NA	10	10	Runoff from fertilizer use, leaching from septic tanks, sewage, erosion of natural deposits
Sodium (ppm)	02/03	N	6.1	NA	NA	160	Salt water intrusion, leaching from soil

**THMs and Stage I Disinfectant/ Disinfection By-Product (D/DBP) Parameters** \*For Chlorine, Haloacetic Acids and THM the level detected is the highest annual average of the quarterly averages. Range of Results is the range of results (lowest to highest) at individual sampling sites.

Contaminant and Unit of Measurement	Dates of Sampling (mo./yr.)	MCL Violation Y/N	Level Detected*	Range of Results	MCLG/ MRDLG	MCL/ MRDL	Likely Source of Contamination
Chlorine (ppm)	2005	N	1.2	0.9-1.35	MRDLG =4	MRDL =4	Water additive used to control microbes
Haloacetic Acids (ppb)	10/04	N	1.47	NA	NA	60	Byproduct of drinking water disinfection
THM [Total Trihalo-methanes ](ppb)	10/04	N	0.76	NA	NA	80	Byproduct of drinking water disinfection

Lead and Copper (Tap Water)							
Contaminant and Unit of Measurement	Dates of Sampling (mo./yr.)	AL Violation Y/N	90 <sup>th</sup> Percentile Result	No. of sites exceeding the AL	MCLG	AL (Action Level)	Likely Source of Contamination
Copper (ppm)	06/05	N	0.099	0	1.3	1.3	Corrosion of household plumbing
Lead (ppb)	06/05	N	1.4	0	0	15	Corrosion of household plumbing

MCLs are set at very stringent levels. To understand the possible health effects described for many regulated constituents, a person would have to drink 2 liters of water every day at the MCL level for 70 years to have a one-in-a-million chance of having the described health effect.

Some people may be more vulnerable to contaminants in drinking water than the general population. Immuno-compromised persons such as persons with cancer undergoing chemotherapy, persons who have undergone organ transplants, people with HIV/AIDS or other immune system disorders, some elderly, and infants can be particularly at risk from infections. These people should seek advice about drinking water from their health care providers. EPA/CDC guidelines on appropriate means to lessen the risk of infection by *Cryptosporidium* and other microbiological contaminants are available from the SAFE DRINKING WATER HOTLINE (1-800-426-4791).

Our water systems are designed and operated to deliver water to our customers' plumbing systems that complies with state and federal drinking water standards. This water is disinfected using chlorine, but it is not necessarily sterile. Customers' plumbing, including treatment devices, might remove, introduce or increase contaminants in tap water. All customers, and in particular operators of facilities like hotels and institutions serving susceptible populations (like hospitals and nursing homes), should properly operate and maintain the plumbing systems in these facilities. You can obtain additional information from the EPA's Safe Drinking Water Hotline at (800) 426-4791.

Aqua Utilities Florida  
P.O. Box 490310  
Leesburg, FL 34749



### 2005 Annual Drinking Water Quality Report Chuluota PWS ID # 3590186

Este informe contiene información importante sobre la calidad de su agua de beber. Hable con alguien que lo entienda o llame al 877.WTR.AQUA (877.987.2782).

We're pleased to present to you this year's Annual Water Quality Report. This report is designed to inform you about the quality water and services we deliver to you every day. If you have any questions about this report or concerns about your water utility, please contact us at 1-800-250-7532 or visit us at [www.aquauilitiesflorida.com](http://www.aquauilitiesflorida.com).

Chuluota obtains its water from a groundwater source, which comes from the Floridan Aquifer. The water is aerated and chloraminated for disinfection purposes. The Florida Department of Environmental Protection (DEP) performed a Source Water Assessment on our system. Information provided by this assessment indicated that Chuluota Water System is of moderate susceptibility to contamination. The assessment results are available on the DEP Source Water Assessment and Protection Program website at [www.dep.state.fl.us/swapp](http://www.dep.state.fl.us/swapp).

The sources of drinking water (both tap water and bottled water) include rivers, lakes, streams, ponds, reservoirs, springs, and wells. As water travels over the surface of the land or through the ground, it dissolves naturally occurring minerals and, in some cases, radioactive material, and can pick up substances resulting from the presence of animals or from human activity.

Contaminants that may be present in source water include:

- A) **Microbial contaminants**, such as viruses and bacteria, which may come from sewage treatment plants, septic systems, agricultural livestock operations, and wildlife.
- B) **Inorganic contaminants**, such as salts and metals, which can be naturally-occurring or result from urban stormwater runoff, industrial or domestic wastewater discharges, oil and gas production, mining, or farming.
- C) **Pesticides and herbicides**, which may come from a variety of sources such as agriculture, urban stormwater runoff, and residential uses.
- D) **Organic chemical contaminants**, including synthetic and volatile organic chemicals, which are by-products of industrial processes and petroleum production, and can also come from gas stations, urban stormwater runoff, and septic systems.
- E) **Radioactive contaminants**, which can be naturally occurring or result from oil and gas production and mining activities.

In order to ensure that tap water is safe to drink, the EPA prescribes regulations, which limit the amount of certain contaminants in water provided by public water systems. The Food and Drug Administration (FDA) regulations establish limits for contaminants in bottled water, which must provide the same protection for public health.

Drinking water, including bottled water, may reasonably be expected to contain at least small amounts of some contaminants. The presence of contaminants does not necessarily indicate that the water poses a health risk. More information about contaminants and potential health effects can be obtained by calling the Environmental Protection Agency's Safe Drinking Water Hotline at 1-800-426-4791.

Some people may be more vulnerable to contaminants in drinking water than the general population. Immuno-compromised persons such as persons with cancer undergoing chemotherapy, persons who have undergone organ transplants, people with HIV/AIDS or other immune system disorders, some elderly, and infants can be particularly at risk from infections. These people should seek advice about drinking water from their health care providers. EPA/CDC guidelines on appropriate means to lessen the risk of infection by *Cryptosporidium* and other microbiological contaminants are available from the SAFE DRINKING WATER HOTLINE (1-800-426-4791).

#### Terms and Abbreviations

**Action Level (AL):** The concentration of a contaminant that, if exceeded, triggers treatment or other requirements that a water system must follow.

**Maximum Contaminant Level or MCL:** The highest level of a contaminant that is allowed in drinking water. MCLs are set as close to the MCLGs as feasible using the best available treatment technology.

**Maximum Contaminant Level Goal or MCLG:** The level of a contaminant in drinking water below which there is no known or expected risk to health. MCLGs allow for a margin of safety.

**Maximum residual disinfectant level or MRDL:** The highest level of a disinfectant allowed in drinking water. There is convincing evidence that addition of a disinfectant is necessary for control of microbial contaminants.

**Maximum residual disinfectant level goal or MRDLG:** The level of drinking water disinfectant below which there is no known or expected risk to health. MRDLGs do not reflect the benefits of the use of disinfectants to control microbial contaminants.

NA: Not applicable.

ND: means not detected and indicates that the substance was not found by laboratory analysis.

**Parts per million (ppm) or Milligrams per liter (mg/l):** one part by weight of analyte to 1 million parts by weight of the water sample.

**Parts per billion (ppb) or Micrograms per liter (µg/l):** one part by weight of analyte to 1 billion parts by weight of the water sample.

**Picocurie per liter (pCi/L):** measure of the radioactivity in water.

### 2005 ANNUAL DRINKING WATER QUALITY TEST RESULTS

Aqua Utilities Florida routinely monitors for contaminants in your drinking water according to Federal and State laws, rules, and regulations. Except where otherwise noted, this report is based on the results of our monitoring for the period of January 1 to December 31, 2005 for Chuluota PWS ID # 3590186. The Environmental Protection Agency (EPA) requires monitoring of over 80 drinking water contaminants. Those contaminants listed in the table below are the only contaminants detected in your drinking water. The state allows us to monitor for some contaminants less than once per year because the concentrations of these contaminants do not change frequently. Some of our data, though representative, are more than one year old.

\* Except as noted, results in the Level Detected column are the highest average at any sampling point or the highest single detected level at a sampling point, depending on sampling frequency.

Contaminant and Unit of Measurement	Dates of Sampling (mo./yr.)	MCL Violation Y/N	Level Detected*	Range of Results	MCLG	MCL	Likely Source of Contamination
<b>Radiological Contaminants</b>							
Alpha emitters (pCi/l)	03/03	N	3.3	2.0 - 3.3	0	15	Erosion of natural deposits
Radium 226 or combined radium (pCi/l)	03/03	N	2.5	1.1 - 2.5	0	5	Erosion of natural deposits
<b>Inorganic Contaminants</b>							
Barium (ppm)	03/03	N	0.02	0.019 - 0.02	2	2	Erosion of natural deposits
Beryllium (ppb)	03/03	N	0.17	ND - 0.17	4	4	Erosion of natural deposits; metal refineries, aerospace, and defense industries.
Cyanide (ppb)	03/03	N	79	24 - 79	200	200	Discharge from steel/ metal factories; discharge from plastic and fertilizer factories
Fluoride (ppm)	03/03	N	0.16	0.14 - 0.16	4	4	Erosion of natural deposits
Nitrate (as Nitrogen) (ppm)	05/05	N	0.022	0.018-0.022	10	10	Runoff from fertilizer use; leaching from septic tanks, sewage, erosion of natural deposits
Selenium (ppb)	03/03	N	2.5	ND - 2.5	50	50	Erosion of natural deposits
Sodium (ppm)	03/03	N	73	60 - 73	NA	160	Salt water intrusion, leaching from soil

**TTHMs and Stage I Disinfectant/ Disinfection Byproduct (D/DBP) Parameters** For Chlorine, Haloacetic Acids and TTHM the level detected is the highest annual average of the quarterly averages. Range of Results is the range of results (lowest to highest) at individual sampling sites.

Contaminant and Unit of Measurement	Dates of Sampling (mo./yr.)	MCL Violation Y/N	Level Detected*	Range of Results	MCLG/ MRDLG	MCL/ MRDL	Likely Source of Contamination
Chlorine (ppm)	2005	N	1.1	0.8-1.5	MRDLG =4	MRDL =4	Water additive used to control microbes
Total Haloacetic Acids (HAA5) (ppb)	07/05	N	9.85	9.18-10.52	NA	60	Byproduct of drinking water disinfection
TTHMs [Total Trihalo-methanes] (ppb)	07/05, 12/05	N	151.95 (a)	116.6-185	NA	80	Byproduct of drinking water disinfection


(a) Results of samples collected in 2005 triggered quarterly monitoring for Trihalomethanes. Compliance with the MCL for Trihalomethanes is based on an annual average of quarterly sample results over a 12 month period. Quarterly sampling is currently underway for this system. Customers will be notified if the Running Annual Average result exceeds the MCL. Some people who drink water containing Trihalomethanes in excess of the MCL over many years may experience problems, with liver, kidneys, or central nervous systems, and may have an increased risk of getting cancer.

<b>Lead and Copper (Tap Water)</b>							
Contaminant and Unit of Measurement	Dates of Sampling (mo./yr.)	AL Violation Y/N	90 <sup>th</sup> Percentile Result	No. of Sites exceeding the AL	MCLG	AL (Action Level)	Likely Source of Contamination
Copper (ppm)	08/03	N	0.30	0	1.3	1.3	Corrosion of household plumbing

MCLs are set at very stringent levels. To understand the possible health effects described for many regulated constituents, a person would have to drink 2 liters of water every day at the MCL level for 70 years to have a one-in-a-million chance of having the described health effect.

Our water systems are designed and operated to deliver water to our customers' plumbing systems that complies with state and federal drinking water standards. This water is disinfected using chlorine, but it is not necessarily sterile. Customers' plumbing, including treatment devices, might remove, introduce or increase contaminants in tap water. All customers, and in particular operators of facilities like hotels and institutions serving susceptible populations (like hospitals and nursing homes), should properly operate and maintain the plumbing systems in these facilities. You can obtain additional information from the EPA's Safe Drinking Water Hotline at (800) 426-4791.

Aqua Utilities Florida  
P.O. Box 490310  
Leesburg, FL 34749



### 2005 Annual Drinking Water Quality Report East Lake Harris PWSID # 3350322

Este informe contiene información importante sobre la calidad de su agua de beber. Hable con alguien que lo entienda o llame al 877.WTR.AQUA (877.967.2782).

We're pleased to present to you this year's Annual Water Quality Report. This report is designed to inform you about the quality water and services we deliver to you every day. If you have any questions about this report or concerns about your water utility, please contact us at 1-800-250-7532 or visit us at [www.aquautilitiesflorida.com](http://www.aquautilitiesflorida.com). We encourage our valued customers to be informed about their water utility.

East Lake Harris obtains its water from a groundwater source, which draws water from the Floridan Aquifer. It is then chlorinated for disinfection purposes. The Florida Department of Environmental Protection (DEP) performed a Source Water Assessment on our system. Information provided by this assessment indicated no potential sources of contamination near our wells. The assessment results are available on the DEP Source Water Assessment and Protection Program website at [www.dep.state.fl.us/swapp](http://www.dep.state.fl.us/swapp).

The sources of drinking water (both tap water and bottled water) include rivers, lakes, streams, ponds, reservoirs, springs, and wells. As water travels over the surface of the land or through the ground, it dissolves naturally occurring minerals and, in some cases, radioactive material, and can pick up substances resulting from the presence of animals or from human activity.

Contaminants that may be present in source water include:

- A) **Microbial contaminants**, such as viruses and bacteria, which may come from sewage treatment plants, septic systems, agricultural livestock operations, and wildlife.
- B) **Inorganic contaminants**, such as salts and metals, which can be naturally-occurring or result from urban stormwater runoff, industrial or domestic wastewater discharges, oil and gas production, mining, or farming.
- C) **Pesticides and herbicides**, which may come from a variety of sources such as agriculture, urban stormwater runoff, and residential uses.
- D) **Organic chemical contaminants**, including synthetic and volatile organic chemicals, which are by-products of industrial processes and petroleum production, and can also come from gas stations, urban stormwater runoff, and septic systems.
- E) **Radioactive contaminants**, which can be naturally occurring or result from oil and gas production and mining activities.

In order to ensure that tap water is safe to drink, the EPA prescribes regulations, which limit the amount of certain contaminants in water provided by public water systems. The Food and Drug Administration (FDA) regulations establish limits for contaminants in bottled water, which must provide the same protection for public health.

Drinking water, including bottled water, may reasonably be expected to contain at least small amounts of some contaminants. The presence of contaminants does not necessarily indicate that the water poses a health risk. More information about contaminants and potential health effects can be obtained by calling the Environmental Protection Agency's Safe Drinking Water Hotline at 1-800-426-4791.

#### Terms and Abbreviations

**Action Level (AL):** The concentration of a contaminant that, if exceeded, triggers treatment or other requirements that a water system must follow.

**Maximum Contaminant Level or MCL:** The highest level of a contaminant that is allowed in drinking water. MCLs are set as close to the MCLGs as feasible using the best available treatment technology.

**Maximum Contaminant Level Goal or MCLG:** The level of a contaminant in drinking water below which there is no known or expected risk to health. MCLGs allow for a margin of safety.

**Maximum residual disinfectant level or MRDL:** The highest level of a disinfectant allowed in drinking water. There is convincing evidence that addition of a disinfectant is necessary for control of microbial contaminants.

**Maximum residual disinfectant level goal or MRDLG:** The level of drinking water disinfectant below which there is no known or expected risk to health. MRDLGs do not reflect the benefits of the use of disinfectants to control microbial contaminants.

**NA:** Not applicable.

**ND:** means not detected and indicates that the substance was not found by laboratory analysis.

**Parts per million (ppm) or Milligrams per liter (mg/l):** one part by weight of analyte to 1 million parts by weight of the water sample.

**Parts per billion (ppb) or Micrograms per liter (µg/l):** one part by weight of analyte to 1 billion parts by weight of the water sample.

**PicoCurie per liter (pCi/L):** measure of the radioactivity in water.

## 2005 ANNUAL DRINKING WATER QUALITY TEST RESULTS

Aqua Utilities Florida routinely monitors for contaminants in your drinking water according to Federal and State laws, rules, and regulations. Except where indicated otherwise, this report is based on the results of our monitoring for the period of January 1 to December 31, 2005 for East Lake Harris-PWSID # 3350322. The Environmental Protection Agency (EPA) requires monitoring of over 80 drinking water contaminants. Those contaminants listed in the table below are the only contaminants detected in your drinking water.

\* Except as noted, results in the Level Detected column are the highest average at any sampling point or the highest single detected level at a sampling point, depending on sampling frequency.

Contaminant and Unit of Measurement	Dates of Sampling (mo./yr.)	MCL Violation Y/N	Level Detected*	Range of Results	MCLG	MCL	Likely Source of Contamination
<b>Radiological Contaminants</b>							
Alpha emitters (pCi/l)	02/03	N	1	NA	0	15	Erosion of natural deposits
Radium 226 or combined radium (pCi/l)	02/03	N	0.4	NA	0	5	Erosion of natural deposits
<b>Inorganic Contaminants</b>							
Barium (ppm)	02/03	N	0.0077	NA	2	2	Erosion of natural deposits
Fluoride (ppm)	02/03	N	0.16	NA	4	4	Erosion of natural deposits
Nitrate (ppm)	02/05	N	0.031	NA	10	10	Runoff from fertilizer use; leaching from septic tanks, sewage; erosion of natural deposits
Sodium (ppm)	02/03	N	5	NA	NA	160	Salt water intrusion, leaching from soil

**TTHMs and Stage I Disinfectant/ Disinfection Byproduct (D/DBP) Parameters** \*For Chlorine, Haloacetic Acids and TTHM the level detected is the highest annual average of the quarterly averages. Range of Results is the range of results (lowest to highest) at individual sampling sites.

Contaminant and Unit of Measurement	Dates of Sampling (mo./yr.)	MCL Violation Y/N	Level Detected*	Range of Results	MCLG/ MRDLG	MCL/ MRDL	Likely Source of Contamination
Chlorine (ppm)	2005	N	1.0	0.7-1.2	MRDLG =4	MRDL =4	Water additive used to control microbes
Haloacetic Acids (HAA5) (ppb)	08/05	N	10.7	NA	NA	60	Byproduct of drinking water disinfection
TTHMs (Total Trihalo-methanes) (ppb)	08/05	N	22.8	NA	NA	80	Byproduct of drinking water disinfection

### Lead and Copper (Tap Water)

Contaminant and Unit of Measurement	Dates of Sampling (mo./yr.)	AL Violation Y/N	90 <sup>th</sup> Percentile Result	No. of sites exceeding the AL	MCLG	AL (Action Level)	Likely Source of Contamination
Copper (ppm)	06/05	N	0.30	0	1.3	1.3	Corrosion of household plumbing
Lead (ppb)	06/05	N	1.6	0	0	15	Corrosion of household plumbing

MCLs are set at very stringent levels. To understand the possible health effects described for many regulated constituents, a person would have to drink 2 liters of water every day at the MCL level for 70 years to have a one-in-a-million chance of having the described health effect.

Some people may be more vulnerable to contaminants in drinking water than the general population. Immuno-compromised persons such as persons with cancer undergoing chemotherapy, persons who have undergone organ transplants, people with HIV/AIDS or other immune system disorders, some elderly, and infants can be particularly at risk from infections. These people should seek advice about drinking water from their health care providers. EPA/CDC guidelines on appropriate means to lessen the risk of infection by *Cryptosporidium* and other microbiological contaminants are available from the SAFE DRINKING WATER HOTLINE (1-800-426-4791).

Our water systems are designed and operated to deliver water to our customers' plumbing systems that complies with state and federal drinking water standards. This water is disinfected using chlorine, but it is not necessarily sterile. Customers' plumbing, including treatment devices, might remove, introduce or increase contaminants in tap water. All customers, and in particular operators of facilities like hotels and institutions serving susceptible populations (like hospitals and nursing homes), should properly operate and maintain the plumbing systems in these facilities. You can obtain additional information from the EPA's Safe Drinking Water Hotline at (800) 426-4791.

Aqua Utilities Florida  
P.O. Box 490310  
Leesburg, FL 34749



### 2005 Annual Drinking Water Quality Report Fern Terrace PWS ID # 3350370

Este informe contiene información importante sobre la calidad de su agua de beber. Hable con alguien que lo entienda o llame al 877.WTR.AQUA (877.987.2782).

We're pleased to present to you this year's Annual Water Quality Report. This report is designed to inform you about the quality water and services we deliver to you every day. If you have any questions about this report or concerns about your water utility, please contact us at 1-800-250-7532 or visit us at [www.aquautilitiesflorida.com](http://www.aquautilitiesflorida.com).

Fern Terrace obtains its water from a groundwater source, which comes from the Floridan Aquifer. The water is chlorinated for disinfection purposes. The Florida Department of Environmental Protection (DEP) performed a Source Water Assessment on our system. Information provided by this assessment indicated that Fern Terrace Water System is of high susceptibility to contamination. This does not mean your water is contaminated. Your water is described in this water quality report. The assessment results are available on the DEP Source Water Assessment and Protection Program website at [www.dep.state.fl.us/swapp](http://www.dep.state.fl.us/swapp).

The sources of drinking water (both tap water and bottled water) include rivers, lakes, streams, ponds, reservoirs, springs, and wells. As water travels over the surface of the land or through the ground, it dissolves naturally occurring minerals and, in some cases, radioactive material, and can pick up substances resulting from the presence of animals or from human activity.

Contaminants that may be present in source water include:

- A) **Microbial contaminants**, such as viruses and bacteria, which may come from sewage treatment plants, septic systems, agricultural livestock operations, and wildlife.
- B) **Inorganic contaminants**, such as salts and metals, which can be naturally-occurring or result from urban stormwater runoff, industrial or domestic wastewater discharges, oil and gas production, mining, or farming.
- C) **Pesticides and herbicides**, which may come from a variety of sources such as agriculture, urban stormwater runoff, and residential uses.
- D) **Organic chemical contaminants**, including synthetic and volatile organic chemicals, which are by-products of industrial processes and petroleum production, and can also come from gas stations, urban stormwater runoff, and septic systems.
- E) **Radioactive contaminants**, which can be naturally occurring or result from oil and gas production and mining activities.

In order to ensure that tap water is safe to drink, the EPA prescribes regulations, which limit the amount of certain contaminants in water provided by public water systems. The Food and Drug Administration (FDA) regulations establish limits for contaminants in bottled water, which must provide the same protection for public health.

Drinking water, including bottled water, may reasonably be expected to contain at least small amounts of some contaminants. The presence of contaminants does not necessarily indicate that the water poses a health risk. More information about contaminants and potential health effects can be obtained by calling the Environmental Protection Agency's Safe Drinking Water Hotline at 1-800-426-4791.

#### Terms and Abbreviations

**Action Level (AL):** The concentration of a contaminant that, if exceeded, triggers treatment or other requirements that a water system must follow.

**Maximum Contaminant Level or MCL:** The highest level of a contaminant that is allowed in drinking water. MCLs are set as close to the MCLGs as feasible using the best available treatment technology.

**Maximum Contaminant Level Goal or MCLG:** The level of a contaminant in drinking water below which there is no known or expected risk to health. MCLGs allow for a margin of safety.

**Maximum residual disinfectant level or MRDL:** The highest level of a disinfectant allowed in drinking water. There is convincing evidence that addition of a disinfectant is necessary for control of microbial contaminants.

**Maximum residual disinfectant level goal or MRDLG:** The level of drinking water disinfectant below which there is no known or expected risk to health. MRDLGs do not reflect the benefits of the use of disinfectants to control microbial contaminants.

**NA:** Not applicable

**ND:** means not detected and indicates that the substance was not found by laboratory analysis.

**Parts per million (ppm) or Milligrams per liter (mg/l):** one part by weight of analyte to 1 million parts by weight of the water sample.

**Parts per billion (ppb) or Micrograms per liter (µg/l):** one part by weight of analyte to 1 billion parts by weight of the water sample.

**PicoCurie per liter (pCi/L):** measure of the radioactivity in water.



## 2005 ANNUAL DRINKING WATER QUALITY TEST RESULTS

Aqua Utilities Florida routinely monitors for contaminants in your drinking water according to Federal and State laws, rules, and regulations. Except where otherwise noted, this report is based on the results of our monitoring for the period of January 1 to December 31, 2005 for Fern Terrace PWS ID # 3350370. The Environmental Protection Agency (EPA) requires monitoring of over 80 drinking water contaminants. Those contaminants listed in the table below are the only contaminants detected in your drinking water.

Microbiological Contaminants- Presence of coliform bacteria in > 1 sample collected during a month							
Contaminant and Unit of Measurement	Dates of Sampling (mo./yr.)	MCL Violation Y/N	Highest Monthly Number	MCLG	MCL	Likely Source of Contamination	
Total Coliform Bacteria	10/05	N	1	0	>1	Naturally present in the environment	

\* Except as noted, results in the Level Detected column are the highest average at any sampling point or the highest single detected level at a sampling point, depending on sampling frequency.

Contaminant and Unit of Measurement	Dates of Sampling (mo./yr.)	MCL Violation Y/N	Level Detected*	Range of Results	MCLG	MCL	Likely Source of Contamination
<b>Radiological Contaminants</b>							
Alpha emitters (pCi/l)	02/03	N	8.5	NA	0	15	Erosion of natural deposits
Radium 226 or combined radium (pCi/l)	02/03	N	1.0	NA	0	5	Erosion of natural deposits
<b>Inorganic Contaminants</b>							
Barium (ppm)	02/03	N	0.0080	NA	2	2	Erosion of natural deposits
Fluoride (ppm)	02/03	N	0.14	NA	4	4	Erosion of natural deposits
Nitrate (as Nitrogen) (ppm)	02/05	N	5.0 (a)	N/A	10	10	Runoff from fertilizer use, leaching from septic tanks, sewage, erosion of natural deposits
Sodium (ppm)	02/03	N	8.2	NA	NA	160	Salt water intrusion, leaching from soil

(a) Nitrate: Nitrate in drinking water at levels above 10 ppm is a health risk for infants less than six months of age. High nitrate levels in drinking water can cause blue baby syndrome. Nitrate levels may rise quickly for short periods of time because of rainfall or agricultural activity. If you are caring for an infant you should ask advice from your health care provider.

TTHMs and Stage I Disinfectant/ Disinfection Byproduct (D/DBP) Parameters *For Chlorine, Haloacetic Acids and TTHM the level detected is the highest annual average of the quarterly averages. Range of Results is the range of results (lowest to highest) at individual sampling sites.							
Contaminant and Unit of Measurement	Dates of Sampling (mo./yr.)	MCL Violation Y/N	Level Detected*	Range of Results	MCLG/ MRDLG	MCL/ MRDL	Likely Source of Contamination
Chlorine (ppm)	2005	N	1.2	0.7-1.6	MRDLG =4	MRDL =4	Water additive used to control microbes
Haloacetic Acids (HAAS) (ppb)	10/04	N	1.3	NA	NA	60	Byproduct of drinking water disinfection
TTHM [Total Trihalo-methanes ](ppb)	10/04	N	2.3	NA	NA	80	Byproduct of drinking water disinfection

Lead and Copper (Tap Water)							
Contaminant and Unit of Measurement	Dates of Sampling (mo./yr.)	AL Violation Y/N	90 <sup>th</sup> Percentile Result	No. of sites exceeding the AL	MCLG	AL (Action Level)	Likely Source of Contamination
Copper (ppm)	06/05	N	0.11	0	1.3	1.3	Corrosion of household plumbing
Lead (ppb)	06/05	N	3	0	0	15	Corrosion of household plumbing

MCLs are set at very stringent levels. To understand the possible health effects described for many regulated constituents, a person would have to drink 2 liters of water every day at the MCL level for 70 years to have a one-in-a-million chance of having the described health effect.

Some people may be more vulnerable to contaminants in drinking water than the general population. Immuno-compromised persons such as persons with cancer undergoing chemotherapy, persons who have undergone organ transplants, people with HIV/AIDS or other immune system disorders, some elderly, and infants can be particularly at risk from infections. These people should seek advice about drinking water from their health care providers. EPA/CDC guidelines on appropriate means to lessen the risk of infection by Cryptosporidium and other microbiological contaminants are available from the SAFE DRINKING WATER HOTLINE (1-800-426-4791).

Our water systems are designed and operated to deliver water to our customers' plumbing systems that complies with state and federal drinking water standards. This water is disinfected using chlorine, but it is not necessarily sterile. Customers' plumbing, including treatment devices, might remove, introduce or increase contaminants in tap water. All customers, and in particular operators of facilities like hotels and institutions serving susceptible populations (like hospitals and nursing homes), should properly operate and maintain the plumbing systems in these facilities. You can obtain additional information from the EPA's Safe Drinking Water Hotline at (800) 426-4791.

Aqua Utilities Florida  
 P.O. Box 490310  
 Leesburg, FL 34749



### 2005 Annual Drinking Water Quality Report Forty-Eight Estates, PWSID # 3350005

Este informe contiene información importante sobre la calidad de su agua de beber. Hable con alguien que lo entienda o llame al 877.WTR.AQUA (877.987.2782).

We're pleased to present to you this year's Annual Water Quality Report. This report is designed to inform you about the quality water and services we deliver to you every day. If you have any questions about this report or concerns about your water utility, please contact us at (800) 250-7532 or visit us at [www.aquautilitiesflorida.com](http://www.aquautilitiesflorida.com).

Forty-Eight Estates obtains its water from a groundwater source, which comes from the Floridian Aquifer. The water is chlorinated for disinfection purposes. The Florida Department of Environmental Protection (DEP) performed a Source Water Assessment on our system. Information provided by this assessment indicated no potential sources of contamination near our wells. The assessment results are available on the DEP Source Water Assessment and Protection Program website at [www.dep.state.fl.us/swapp](http://www.dep.state.fl.us/swapp).

The sources of drinking water (both tap water and bottled water) include rivers, lakes, streams, ponds, reservoirs, springs, and wells. As water travels over the surface of the land or through the ground, it dissolves naturally occurring minerals and, in some cases, radioactive material, and can pick up substances resulting from the presence of animals or from human activity.

Contaminants that may be present in source water include:

- A) **Microbial contaminants**, such as viruses and bacteria, which may come from sewage treatment plants, septic systems, agricultural livestock operations, and wildlife.
- B) **Inorganic contaminants**, such as salts and metals, which can be naturally-occurring or result from urban stormwater runoff, industrial or domestic wastewater discharges, oil and gas production, mining, or farming.
- C) **Pesticides and herbicides**, which may come from a variety of sources such as agriculture, urban stormwater runoff, and residential uses.
- D) **Organic chemical contaminants**, including synthetic and volatile organic chemicals, which are by-products of industrial processes and petroleum production, and can also, come from gas stations, urban stormwater runoff, and septic systems.
- E) **Radioactive contaminants**, which can be naturally occurring or result from oil and gas production and mining activities.

In order to ensure that tap water is safe to drink, the EPA prescribes regulations, which limit the amount of certain contaminants in water provided by public water systems. The Food and Drug Administration (FDA) regulations establish limits for contaminants in bottled water, which must provide the same protection for public health.

Drinking water, including bottled water, may reasonably be expected to contain at least small amounts of some contaminants. The presence of contaminants does not necessarily indicate that the water poses a health risk. More information about contaminants and potential health effects can be obtained by calling the Environmental Protection Agency's Safe Drinking Water Hotline at (800) 426-4791.

Some people may be more vulnerable to contaminants in drinking water than the general population. Immuno-compromised persons such as persons with cancer undergoing chemotherapy, persons who have undergone organ transplants, people with HIV/AIDS or other immune system disorders, some elderly, and infants can be particularly at risk from infections. These people should seek advice about drinking water from their health care providers. EPA/CDC guidelines on appropriate means to lessen the risk of infection by Cryptosporidium and other microbiological contaminants are available from the SAFE DRINKING WATER HOTLINE (800) 426-4791.

#### Terms and Abbreviations

**Action Level (AL):** The concentration of a contaminant that, if exceeded, triggers treatment or other requirements that a water system must follow.

**Maximum Contaminant Level or MCL:** The highest level of a contaminant that is allowed in drinking water. MCLs are set as close to the MCLGs as feasible using the best available treatment technology.

**Maximum Contaminant Level Goal or MCLG:** The level of a contaminant in drinking water below which there is no known or expected risk to health. MCLGs allow for a margin of safety.

**Maximum residual disinfectant level or MRDL:** The highest level of a disinfectant allowed in drinking water. There is convincing evidence that addition of a disinfectant is necessary for control of microbial contaminants.

**Maximum residual disinfectant level goal or MRDLG:** The level of drinking water disinfectant below which there is no known or expected risk to health. MRDLGs do not reflect the benefits of the use of disinfectants to control microbial contaminants.

**N/A:** Not applicable

**ND:** means not detected and indicates that the substance was not found by laboratory analysis.

**Parts per million (ppm) or Milligrams per liter (mg/l):** one part by weight of analyte to 1 million parts by weight of the water sample.

**Parts per billion (ppb) or Micrograms per liter (µg/l):** one part by weight of analyte to 1 billion parts by weight of the water sample.

**Picocurie per liter (pCi/L):** measure of the radioactivity in water.

### 2005 ANNUAL DRINKING WATER QUALITY TEST RESULTS

Aqua Utilities Florida routinely monitors for contaminants in your drinking water according to Federal and State laws, rules, and regulations. Except where indicated otherwise, this report is based on the results of our monitoring for the period of January 1 to December 31, 2005 for **Forty-Eight Estates - PWS ID #3350005**. The Environmental Protection Agency (EPA) requires monitoring of over 80 drinking water contaminants. Those contaminants listed in the table below are the only contaminants detected in your drinking water. Those contaminants listed in the table below are the only contaminants detected in your drinking water. The state allows us to monitor for some contaminants less than once per year because the concentrations of these contaminants do not change frequently. Some of our data, though representative, are more than one year old.

Microbiological Contaminants- Presence of coliform bacteria in > 1 sample collected during a month						
Contaminant and Unit of Measurement	Dates of Sampling (mo./yr.)	MCL Violation Y/N	Highest Monthly Number	MCLG	MCL	Likely Source of Contamination
Total Coliform Bacteria	09/05	N	1	0	>1	Naturally present in the environment
E Coli	09/05	N	1	0	0	Human and Animal fecal wastes

In September 2005, there was 1 positive sample for Total Coliform and E. Coli. However, all of the check samples were negative for Total Coliform and E. Coli. As a result, this was not a violation.

* Except as noted, results in the Level Detected column are the highest average at any sampling point or the highest single detected level at a sampling point, depending on sampling frequency.							
Contaminant and Unit of Measurement	Dates of Sampling (mo./yr.)	MCL Violation Y/N	Level Detected*	Range of Results	MCLG	MCL	Likely Source of Contamination
<b>Radicalogical Contaminants</b>							
Combined Radium (pCi/l)	03/03	N	0.4	N/A	0	5	Erosion of natural deposits
<b>Inorganic Contaminants</b>							
Barium (ppm)	03/03	N	0.0096	N/A	2	2	Erosion of natural deposits
Fluoride (ppm)	03/03	N	0.09	N/A	4	4	Erosion of natural deposits
Lead (point of entry) (ppb)	03/03	N	0.4	N/A	N/A	15	Corrosion from plumbing
Mercury (inorganic) (ppb)	03/03	N	0.1	N/A	2	2	Erosion of natural deposits
Nitrate (as Nitrogen) (ppm)	02/05	N	0.18	N/A	10	10	Runoff from fertilizer use; leaching from septic tanks, sewage; erosion of natural deposits
Sodium (ppm)	03/03	N	5.6	N/A	N/A	160	Salt water intrusion, leaching from soil

TTHMs and Stage I Disinfectant/ Disinfection By-Product (D/DBP) Parameters - *For Chlorine, Haloacetic Acids and TTHM the level detected is the highest annual average of the quarterly averages. Range of Results is the range of results (lowest to highest) at individual sampling sites.							
Contaminant and Unit of Measurement	Dates of Sampling (mo./yr.)	MCL Violation Y/N	Level Detected*	Range of Results	MCLG/ MRDLG	MCL/ MRDL	Likely Source of Contamination
Chlorine (ppm)	2005	N	1.2	0.8-1.8	MRDLG =4	MRDL =4	Water additive used to control microbes
Total Haloacetic Acids (ppb)	07/04	N	2.1	N/A	N/A	60	Byproduct of drinking water disinfection
TTHMs (Total Trihalomethanes) (ppb)	07/04	N	0	N/A	N/A	80	Byproduct of drinking water disinfection

Lead and Copper (Tap Water)							
Contaminant and Unit of Measurement	Dates of Sampling (mo./yr.)	AL Violation Y/N	90 <sup>th</sup> Percentile Result	# of sites exceeding the AL	MCLG	AL (Action Level)	Likely Source of Contamination
Copper (ppm)	2003	N	0.084	0	1.3	1.3	Corrosion of household plumbing
Lead (ppb)	2003	N	1.9	0	0	15	Corrosion of household plumbing

MCLs are set at very stringent levels. To understand the possible health effects described for many regulated constituents, a person would have to drink 2 liters of water every day at the MCL level for 70 years to have a one-in-a-million chance of having the described health effect.

Our water systems are designed and operated to deliver water to our customers' plumbing systems that complies with state and federal drinking water standards. This water is disinfected using chlorine, but it is not necessarily sterile. Customers' plumbing, including treatment devices, might remove, introduce or increase contaminants in tap water. All customers, and in particular operators of facilities like hotels and institutions serving susceptible populations (like hospitals and nursing homes), should properly operate and maintain the plumbing systems in these facilities. You can obtain additional information from the EPA's Safe Drinking Water Hotline at (800) 426-4791.

Aqua Utilities Florida  
P.O. Box 490310  
Leesburg, FL 34749



**2005 Annual Drinking Water Quality Report  
Friendly Center PWS ID # 3350426**

Este informe contiene información importante sobre la calidad de su agua de beber. Hable con alguien que lo entienda o llame al 877.WTR.AQUA (877.987.2782).

We're pleased to present to you this year's Annual Water Quality Report. This report is designed to inform you about the quality water and services we deliver to you every day. If you have any questions about this report or concerns about your water utility, please contact us at 1-800-250-7532 or visit us at [www.aquautilitiesflorida.com](http://www.aquautilitiesflorida.com).

Friendly Center obtains its water from a groundwater source, which comes from the Floridan Aquifer. The water is chlorinated for disinfection purposes. The Florida Department of Environmental Protection (DEP) performed a Source Water Assessment on our system. Information provided by this assessment indicated that Friendly Center Water System is of high susceptibility to contamination. This does not mean your water is contaminated. Your water is described in this water quality report. The assessment results are available on the DEP Source Water Assessment and Protection Program website at [www.dep.state.fl.us/swapp](http://www.dep.state.fl.us/swapp).

The sources of drinking water (both tap water and bottled water) include rivers, lakes, streams, ponds, reservoirs, springs, and wells. As water travels over the surface of the land or through the ground, it dissolves naturally occurring minerals and, in some cases, radioactive material, and can pick up substances resulting from the presence of animals or from human activity.

Contaminants that may be present in source water include:

- A) **Microbial contaminants**, such as viruses and bacteria, which may come from sewage treatment plants, septic systems, agricultural livestock operations, and wildlife.
- B) **Inorganic contaminants**, such as salts and metals, which can be naturally-occurring or result from urban stormwater runoff, industrial or domestic wastewater discharges, oil and gas production, mining, or farming.
- C) **Pesticides and herbicides**, which may come from a variety of sources such as agriculture, urban stormwater runoff, and residential uses.
- D) **Organic chemical contaminants**, including synthetic and volatile organic chemicals, which are by-products of industrial processes and petroleum production, and can also come from gas stations, urban stormwater runoff, and septic systems.
- E) **Radioactive contaminants**, which can be naturally occurring or result from oil and gas production and mining activities.

In order to ensure that tap water is safe to drink, the EPA prescribes regulations, which limit the amount of certain contaminants in water provided by public water systems. The Food and Drug Administration (FDA) regulations establish limits for contaminants in bottled water, which must provide the same protection for public health.

Drinking water, including bottled water, may reasonably be expected to contain at least small amounts of some contaminants. The presence of contaminants does not necessarily indicate that the water poses a health risk. More information about contaminants and potential health effects can be obtained by calling the Environmental Protection Agency's Safe Drinking Water Hotline at 1-800-426-4791.

Some people may be more vulnerable to contaminants in drinking water than the general population. Immuno-compromised persons such as persons with cancer undergoing chemotherapy, persons who have undergone organ transplants, people with HIV/AIDS or other immune system disorders, some elderly, and infants can be particularly at risk from infections. These people should seek advice about drinking water from their health care providers. EPA/CDC guidelines on appropriate means to lessen the risk of infection by *Cryptosporidium* and other microbiological contaminants are available from the SAFE DRINKING WATER HOTLINE (1-800-426-4791).

#### Terms and Abbreviations

**Action Level (AL):** The concentration of a contaminant that, if exceeded, triggers treatment or other requirements that a water system must follow.  
**Maximum Contaminant Level or MCL:** The highest level of a contaminant that is allowed in drinking water. MCLs are set as close to the MCLGs as feasible using the best available treatment technology.

**Maximum Contaminant Level Goal or MCLG:** The level of a contaminant in drinking water below which there is no known or expected risk to health. MCLGs allow for a margin of safety.

**Maximum residual disinfectant level or MRDL:** The highest level of a disinfectant allowed in drinking water. There is convincing evidence that addition of a disinfectant is necessary for control of microbial contaminants.

**Maximum residual disinfectant level goal or MRDLG:** The level of drinking water disinfectant below which there is no known or expected risk to health. MRDLGs do not reflect the benefits of the use of disinfectants to control microbial contaminants.

**NA:** Not applicable      **ND:** means not detected and indicates that the substance was not found by laboratory analysis.

**Parts per million (ppm) or Milligrams per liter (mg/l):** one part by weight of analyte to 1 million parts by weight of the water sample.

**Parts per billion (ppb) or Micrograms per liter (µg/l):** one part by weight of analyte to 1 billion parts by weight of the water sample.

**PicoCurie per liter (pCi/L):** measure of the radioactivity in water.

### 2005 ANNUAL DRINKING WATER QUALITY TEST RESULTS

Aqua Utilities Florida routinely monitors for contaminants in your drinking water according to Federal and State laws, rules, and regulations. Except where otherwise noted, this report is based on the results of our monitoring for the period of January 1 to December 31, 2005 for Friendly Center PWS ID# 3350426. The Environmental Protection Agency (EPA) requires monitoring of over 80 drinking water contaminants. Those contaminants listed in the table below are the only contaminants detected in your drinking water.

\* Except as noted, results in the Level Detected column are the highest average at any sampling point or the highest single detected level at a sampling point, depending on sampling frequency.

Contaminant and Unit of Measurement	Dates of Sampling (mo./yr.)	MCL Violation Y/N	Level Detected*	Range of Results	MCLG	MCL	Likely Source of Contamination
<b>Radiological Contaminants</b>							
Alpha emitters (pCi/l)	02/03	N	0.8	NA	0	15	Erosion of natural deposits
Radium 226+228, combined radium (pCi/l)	02/03	N	0.5	NA	0	5	Erosion of natural deposits
<b>Inorganic Contaminants</b>							
Barium (ppm)	02/03	N	0.0087	NA	2	2	Erosion of natural deposits
Cyanide (ppb)	02/03	N	16	NA	200	200	Discharge from steel/ metal factories; discharge from plastic and fertilizer factories
Fluoride (ppm)	02/03	N	0.13	NA	4	4	Erosion of natural deposits
Nitrate (as Nitrogen) (ppm)	02/05	N	0.013	NA	10	10	Runoff from fertilizer use; leaching from septic tanks, sewage, erosion of natural deposits
Sodium (ppm)	02/03	N	14	NA	NA	160	Salt water intrusion, leaching from soil

**TTHMs and Stage I Disinfectant/ Disinfection Byproduct (D/DBP) Parameters** \*For Chlorine, Haloacetic Acids and TTHM the level detected is the highest annual average of the quarterly averages. Range of Results is the range of results (lowest to highest) at individual sampling sites.

Contaminant and Unit of Measurement	Dates of Sampling (mo./yr.)	MCL Violation Y/N	Level Detected*	Range of Results	MCLG/ MRDLG	MCL/ MRDL	Likely Source of Contamination
Chlorine (ppm)	2005	N	1.0	0.7-1.2	MRDLG =4	MRDL =4	Water additive used to control microbes
Haloacetic Acids (HAAS) (ppb)	08/05	N	12	NA	NA	60	Byproduct of drinking water disinfection
TTHMs [Total Trihalo-methanes] (ppb)	08/05	N	30.3	NA	NA	80	Byproduct of drinking water disinfection

**Lead and Copper (Tap Water)**

Contaminant and Unit of Measurement	Dates of Sampling (mo./yr.)	AL Violation Y/N	90 <sup>th</sup> Percentile Result	No. of sites exceeding the AL	MCLG	AL (Action Level)	Likely Source of Contamination
Copper (ppm)	06/05	N	0.39	0	1.3	1.3	Corrosion of household plumbing systems
Lead (ppb)	06/05	N	1.4	0	0	15	Corrosion of household plumbing systems

MCLs are set at very stringent levels. To understand the possible health effects described for many regulated constituents, a person would have to drink 2 liters of water every day at the MCL level for 70 years to have a one-in-a-million chance of having the described health effect.

Our water systems are designed and operated to deliver water to our customers' plumbing systems that complies with state and federal drinking water standards. This water is disinfected using chlorine, but it is not necessarily sterile. Customers' plumbing, including treatment devices, might remove, introduce or increase contaminants in tap water. All customers, and in particular operators of facilities like hotels and institutions serving susceptible populations (like hospitals and nursing homes), should properly operate and maintain the plumbing systems in these facilities. You can obtain additional information from the EPA's Safe Drinking Water Hotline at (800) 426-4791.

Aqua Utilities Florida  
8374 Market St., #419  
Bradenton, FL 34202



### 2005 Annual Drinking Water Quality Report Gibsonia Estates PWSID # 6530079

*Este informe contiene información importante sobre la calidad de su agua de beber. Hable con alguien que lo entienda o llame al 877.WTR AQUA (877.987.2782).*

We're pleased to present to you this year's Annual Water Quality Report. This report is designed to inform you about the quality water and services we deliver to you every day. If you have any questions about this report or concerns about your water utility, please contact us at (800) 250-7532 or visit us at [www.aquauilitiesflorida.com](http://www.aquauilitiesflorida.com).

Gibsonia Estates obtains its water from groundwater sources, which come from the Floridian Aquifer. The water is chlorinated for disinfection purposes. The Florida Department of Environmental Protection (DEP) performed a Source Water Assessment on our system. For this system, a 1000-foot radius circle around each well was used to define the assessment area. Information provided by this assessment indicated no potential sources of contamination near our wells. The report is available at the DEP Source Water Assessment and Protection web site: <http://www.dep.state.fl.us/swapp>.

The sources of drinking water (both tap water and bottled water) include rivers, lakes, streams, ponds, reservoirs, springs, and wells. As water travels over the surface of the land or through the ground, it dissolves naturally occurring minerals and, in some cases, radioactive material, and can pick up substances resulting from the presence of animals or from human activity.

Contaminants that may be present in source water include:

- A) **Microbial contaminants**, such as viruses and bacteria, which may come from sewage treatment plants, septic systems, agricultural livestock operations, and wildlife.
- B) **Inorganic contaminants**, such as salts and metals, which can be naturally-occurring or result from urban stormwater runoff, industrial or domestic wastewater discharges, oil and gas production, mining, or farming.
- C) **Pesticides and herbicides**, which may come from a variety of sources such as agriculture, urban storm water runoff, and residential uses.
- D) **Organic chemical contaminants**, including synthetic and volatile organic chemicals, which are by-products of industrial processes and petroleum production, and can also come from gas stations, urban storm water runoff, and septic systems.
- E) **Radioactive contaminants**, which can be naturally occurring, result from oil and gas production and mining activities.

In order to ensure that tap water is safe to drink, the EPA prescribes regulations, which limit the amount of certain contaminants in water provided by public water systems. The Food and Drug Administration (FDA) regulations establish limits for contaminants in bottled water, which must provide the same protection for public health.

Drinking water, including bottled water, may reasonably be expected to contain at least small amounts of some contaminants. The presence of contaminants does not necessarily indicate that the water poses a health risk. More information about contaminants and potential health effects can be obtained by calling the Environmental Protection Agency's Safe Drinking Water Hotline at (800) 426-4791.

Some people may be more vulnerable to contaminants in drinking water than the general population. Immuno-compromised persons such as persons with cancer undergoing chemotherapy, persons who have undergone organ transplants, people with HIV/AIDS or other immune system disorders, some elderly, and infants can be particularly at risk from infections. These people should seek advice about drinking water from their health care providers. EPA/CDC guidelines on appropriate means to lessen the risk of infection by Cryptosporidium and other microbiological contaminants are available from the SAFE DRINKING WATER HOTLINE (1-800-426-4791).

#### Terms and Abbreviations

**Action Level (AL):** The concentration of a contaminant that, if exceeded, triggers treatment or other requirements that a water system must follow.

**Maximum Contaminant Level or MCL:** The highest level of a contaminant that is allowed in drinking water. MCLs are set as close to the MCLGs as feasible using the best available treatment technology.

**Maximum Contaminant Level Goal or MCLG:** The level of a contaminant in drinking water below which there is no known or expected risk to health. MCLGs allow for a margin of safety.

**Maximum residual disinfectant level or MRDL:** The highest level of a disinfectant allowed in drinking water. There is convincing evidence that addition of a disinfectant is necessary for control of microbial contaminants.

**Maximum residual disinfectant level goal or MRDLG:** The level of drinking water disinfectant below which there is no known or expected risk to health. MRDLGs do not reflect the benefits of the use of disinfectants to control microbial contaminants.

**NA:** Not applicable.

**ND:** Not detected and indicates that the substance was not found by laboratory analysis.

**Parts per million (ppm) or Milligrams per liter (mg/l):** one part by weight of analyte to 1 million parts by weight of the water sample.

**Parts per billion (ppb) or Micrograms per liter (µg/l):** one part by weight of analyte to 1 billion parts by weight of the water sample.

**Picocurie per liter (pCi/L):** measure of the radioactivity in water.

## 2005 ANNUAL DRINKING WATER QUALITY TEST RESULTS

Aqua Utilities Florida routinely monitors for contaminants in your drinking water according to Federal and State laws, rules, and regulations. Except where otherwise noted, this report is based on the results of our monitoring for the period of January 1 to December 31, 2005 for **Gibsonia Estates-PWSID #6530079**. The Environmental Protection Agency (EPA) requires monitoring of over 80 drinking water contaminants. Those contaminants listed in the table below are the only contaminants detected in your drinking water. The state allows us to monitor for some contaminants less than once per year because the concentrations of these contaminants do not change frequently. Some of our data, though representative, are more than one year old.

\*Except as noted, results in the Level Detected column are the highest average at any sampling point or the highest single detected level at a sampling point, depending on sampling frequency.

Contaminant and Unit of Measurement	Dates of Sampling (mo./yr.)	MCL Violation Y/N	Level Detected*	MCLG	MCL	Likely Source of Contamination
<b>Radiological Contaminants</b>						
Alpha emitters (pCi/l)	03/03	N	4.5	0	15	Erosion of natural deposits
Radium 226 + 228 or combined radium (pCi/l)	03/03	N	2.2	0	5	Erosion of natural deposits
<b>Inorganic Contaminants</b>						
Arsenic (ppb)	03/03	N	4.9	NA	10	Erosion of natural deposits
Barium (ppm)	03/03	N	0.0041	2	2	Erosion of natural deposits
Fluoride (ppm)	03/03	N	0.32	4	4	Erosion of natural deposits
Nitrate (as Nitrogen) (ppm)	08/05	N	0.0088	10	10	Runoff from fertilizer use; leaching from septic tanks, sewage, erosion of natural deposits
Sodium (ppm)	03/03	N	7.4	NA	160	Salt water intrusion, leaching from soil

TTHMs and Stage 1 Disinfectant/ Disinfection Byproduct (D/DBP) Parameters- \*For Chloramines, Haloacetic Acids and TTHMs the level detected is the highest annual average of the quarterly averages. Range of Results is the range of results (lowest to highest) at individual sampling sites.

Contaminant and Unit of Measurement	Dates of Sampling (mo./yr.)	MCL Violation Y/N	Level Detected	Range of Results	MCLG or MRDLG	MCL or MRDL	Likely Source of Contamination
Chlorine (ppm)	2005	N	0.8	0.75 - 1.1	MRDLG= 4	MRDL= 4	Water additive used to control microbes
Haloacetic Acids (ppb)	08/05	N	4.7	NA	NA	MCL= 60	Byproduct of drinking water disinfection
Total Trihalomethanes (ppb)	08/05	N	6.5	NA	NA	MCL= 80	Byproduct of drinking water disinfection

**Lead and Copper (Tap Water)**

Contaminant and Unit of Measurement	Dates of Sampling (mo./yr.)	AL Violation Y/N	90 <sup>th</sup> Percentile Result	No. of sites exceeding the AL	MCLG	AL (Action Level)	Likely Source of Contamination
Copper (ppm)	07/05	N	0.20	0	1.3	1.3	Corrosion of household plumbing
Lead (ppb)	07/05	N	6.5	0	0	15	Corrosion of household plumbing

MCLs are set at very stringent levels. To understand the possible health effects described for many regulated constituents, a person would have to drink 2 liters of water every day at the MCL level for 70 years to have a one-in-a-million chance of having the described health effect.

Our water systems are designed and operated to deliver water to our customers' plumbing systems that complies with state and federal drinking water standards. This water is disinfected using chlorine, but it is not necessarily sterile. Customers' plumbing, including treatment devices, might remove, introduce or increase contaminants in tap water. All customers, and in particular operators of facilities like hotels and institutions serving susceptible populations (like hospitals and nursing homes), should properly operate and maintain the plumbing systems in these facilities. You can obtain additional information from the EPA's Safe Drinking Water Hotline at (800) 426-4791.

Aqua Utilities Florida  
P.O. Box 490310  
Leesburg, FL 34749



### 2005 Annual Drinking Water Quality Report Grand Terrace PWSID # 3354697

Este informe contiene información importante sobre la calidad de su agua de beber. Hable con alguien que lo entienda o llame al 877-WTR.AQUA (877.987.2782).

We're pleased to present to you this year's Annual Water Quality Report. This report is designed to inform you about the quality water and services we deliver to you every day. If you have any questions about this report or concerns about your water utility, please contact us at 1-800-250-7532 or visit us at [www.aquautilitesflorida.com](http://www.aquautilitesflorida.com).

Grand Terrace obtains its water from a groundwater source, which comes from the Floridan Aquifer. The water is chlorinated for disinfection purposes. The Florida Department of Environmental Protection (DEP) performed a Source Water Assessment on our system. Information provided by this assessment indicated no potential sources of contamination near our wells. The assessment results are available on the DEP Source Water Assessment and Protection Program website at [www.dep.state.fl.us/swap](http://www.dep.state.fl.us/swap).

The sources of drinking water (both tap water and bottled water) include rivers, lakes, streams, ponds, reservoirs, springs, and wells. As water travels over the surface of the land or through the ground, it dissolves naturally occurring minerals and, in some cases, radioactive material, and can pick up substances resulting from the presence of animals or from human activity.

Contaminants that may be present in source water include:

- A) **Microbial contaminants**, such as viruses and bacteria, which may come from sewage treatment plants, septic systems, agricultural livestock operations, and wildlife.
- B) **Inorganic contaminants**, such as salts and metals, which can be naturally-occurring or result from urban stormwater runoff, industrial or domestic wastewater discharges, oil and gas production, mining, or farming.
- C) **Pesticides and herbicides**, which may come from a variety of sources such as agriculture, urban stormwater runoff, and residential uses.
- D) **Organic chemical contaminants**, including synthetic and volatile organic chemicals, which are by-products of industrial processes and petroleum production, and can also come from gas stations, urban stormwater runoff, and septic systems.
- E) **Radioactive contaminants**, which can be naturally occurring or result from oil and gas production and mining activities.

In order to ensure that tap water is safe to drink, the EPA prescribes regulations, which limit the amount of certain contaminants in water provided by public water systems. The Food and Drug Administration (FDA) regulations establish limits for contaminants in bottled water, which must provide the same protection for public health.

Drinking water, including bottled water, may reasonably be expected to contain at least small amounts of some contaminants. The presence of contaminants does not necessarily indicate that the water poses a health risk. More information about contaminants and potential health effects can be obtained by calling the Environmental Protection Agency's Safe Drinking Water Hotline at 1-800-426-4791.

#### Terms and Abbreviations

**Action Level (AL):** The concentration of a contaminant that, if exceeded, triggers treatment or other requirements that a water system must follow.

**Maximum Contaminant Level or MCL:** The highest level of a contaminant that is allowed in drinking water. MCLs are set as close to the MCLGs as feasible using the best available treatment technology.

**Maximum Contaminant Level Goal or MCLG:** The level of a contaminant in drinking water below which there is no known or expected risk to health. MCLGs allow for a margin of safety.

**Maximum residual disinfectant level or MRDL:** The highest level of a disinfectant allowed in drinking water. There is convincing evidence that addition of a disinfectant is necessary for control of microbial contaminants.

**Maximum residual disinfectant level goal or MRDLG:** The level of drinking water disinfectant below which there is no known or expected risk to health. MRDLGs do not reflect the benefits of the use of disinfectants to control microbial contaminants.

**NA:** Not applicable      **ND:** means not detected and indicates that the substance was not found by laboratory analysis.

**Parts per million (ppm) or Milligrams per liter (mg/l):** one part by weight of analyte to 1 million parts by weight of the water sample.

**Parts per billion (ppb) or Micrograms per liter (µg/l):** one part by weight of analyte to 1 billion parts by weight of the water sample.

**Picocurie per liter (pCi/L):** measure of the radioactivity in water.



## 2005 ANNUAL DRINKING WATER QUALITY TEST RESULTS

Aqua Utilities Florida routinely monitors for contaminants in your drinking water according to Federal and State laws, rules, and regulations. Except where indicated otherwise, this report is based on the results of our monitoring for the period of January 1 to December 31, 2005 for Grand Terrace PWSID # 3354697. The Environmental Protection Agency (EPA) requires monitoring of over 80 drinking water contaminants. Those contaminants listed in the table below are the only contaminants detected in your drinking water.

\* Except as noted, results in the Level Detected column are the highest average at any sampling point or the highest single detected level at a sampling point, depending on sampling frequency.

Contaminant and Unit of Measurement	Dates of Sampling (mo./yr.)	MCL Violation Y/N	Level Detected*	Range of Results	MCLG	MCL	Likely Source of Contamination
<b>Radiological Contaminants</b>							
Alpha emitters (pCi/l)	02/03	N	1.5	NA	0	15	Erosion of natural deposits
Radium 226 + 228 or combined radium (pCi/l)	02/03	N	0.9	NA	0	5	Erosion of natural deposits

<b>Inorganic Contaminants</b>							
Barium (ppm)	04/03	N	0.0065	NA	2	2	Erosion of natural deposits
Fluoride (ppm)	02/03	N	0.12	NA	4	4	Erosion of natural deposits
Nitrate (as Nitrogen) (ppm)	02/05	N	0.0065	NA	10	10	Runoff from fertilizer use; leaching from septic tanks, sewage, erosion of natural deposits
Sodium (ppm)	04/03	N	12	NA	NA	160	Salt water intrusion, leaching from soil

**TTHMs and Stage I Disinfectant/ Disinfection Byproduct (D/DBP) Parameters** \*For Chlorine, Haloacetic Acids and TTHM the level detected is the highest annual average of the quarterly averages. Range of Results is the range of results (lowest to highest) at individual sampling sites.

Contaminant and Unit of Measurement	Dates of Sampling (mo./yr.)	MCL Violation Y/N	Level Detected*	Range of Results	MCLG/ MRDLG	MCL/ MRDL	Likely Source of Contamination
Chlorine (ppm)	2005	N	1.2	0.7-1.7	MRDLG =4	MRDL =4	Water additive used to control microbes
Haloacetic Acids (ppb)	08/05	N	12.98	NA	NA	60	Byproduct of drinking water disinfection
Total Trihalomethanes (ppb)	08/05	N	42	NA	NA	80	Byproduct of drinking water disinfection

<b>Lead and Copper (Tap Water)</b>							
Contaminant and Unit of Measurement	Dates of Sampling (mo./yr.)	AL Violation Y/N	90 <sup>th</sup> Percentile Result	No. of sites exceeding the AL	MCLG	AL (Action Level)	Likely Source of Contamination
Copper (ppm)	2004	N	0.200	0	1.3	1.3	Corrosion of household plumbing
Lead (ppb)	2004	N	2.0	0	0	15	Corrosion of household plumbing

MCLs are set at very stringent levels. To understand the possible health effects described for many regulated constituents, a person would have to drink 2 liters of water every day at the MCL level for 70 years to have a one-in-a-million chance of having the described health effect.

Some people may be more vulnerable to contaminants in drinking water than the general population. Immuno-compromised persons such as persons with cancer undergoing chemotherapy, persons who have undergone organ transplants, people with HIV/AIDS or other immune system disorders, some elderly, and infants can be particularly at risk from infections. These people should seek advice about drinking water from their health care providers. EPA/CDC guidelines on appropriate means to lessen the risk of infection by Cryptosporidium and other microbiological contaminants are available from the SAFE DRINKING WATER HOTLINE (1-800-426-4791).

Our water systems are designed and operated to deliver water to our customers' plumbing systems that complies with state and federal drinking water standards. This water is disinfected using chlorine, but it is not necessarily sterile. Customers' plumbing, including treatment devices, might remove, introduce or increase contaminants in tap water. All customers, and in particular operators of facilities like hotels and institutions serving susceptible populations (like hospitals and nursing homes), should properly operate and maintain the plumbing systems in these facilities. You can obtain additional information from the EPA's Safe Drinking Water Hotline at (800) 426-4791.

Aqua Utilities Florida  
 P.O. Box 490310  
 Leesburg, FL 34749



### 2005 Annual Drinking Water Quality Report Hainescreek PWS ID #3350481

*Este informe contiene información importante sobre la calidad de su agua de beber. Hable con alguien que lo entienda o llame al 877.WTR.AQUA (877.987.2782).*

We're pleased to present to you this year's Annual Water Quality Report. This report is designed to inform you about the quality water and services we deliver to you every day. If you have any questions about this report or concerns about your water utility, please contact us at 1-800-250-7532 or visit us at [www.aquautilitiesflorida.com](http://www.aquautilitiesflorida.com).

Hainescreek obtains its water from a groundwater source, which comes from the Floridian Aquifer. The water is chlorinated for disinfection purposes. The Florida Department of Environmental Protection (DEP) performed a Source Water Assessment on our system. Information provided by this assessment indicated no potential sources of contamination near our wells. The assessment results are available on the DEP Source Water Assessment and Protection Program website at [www.dep.state.fl.us/swapp](http://www.dep.state.fl.us/swapp).

The sources of drinking water (both tap water and bottled water) include rivers, lakes, streams, ponds, reservoirs, springs, and wells. As water travels over the surface of the land or through the ground, it dissolves naturally occurring minerals and, in some cases, radioactive material, and can pick up substances resulting from the presence of animals or from human activity.

Contaminants that may be present in source water include:

- A) **Microbial contaminants**, such as viruses and bacteria, which may come from sewage treatment plants, septic systems, agricultural livestock operations, and wildlife.
- B) **Inorganic contaminants**, such as salts and metals, which can be naturally-occurring or result from urban stormwater runoff, industrial or domestic wastewater discharges, oil and gas production, mining, or farming.
- C) **Pesticides and herbicides**, which may come from a variety of sources such as agriculture, urban stormwater runoff, and residential uses.
- D) **Organic chemical contaminants**, including synthetic and volatile organic chemicals, which are by-products of industrial processes and petroleum production, and can also come from gas stations, urban stormwater runoff, and septic systems.
- E) **Radioactive contaminants**, which can be naturally occurring or result from oil and gas production and mining activities.

In order to ensure that tap water is safe to drink, the EPA prescribes regulations, which limit the amount of certain contaminants in water provided by public water systems. The Food and Drug Administration (FDA) regulations establish limits for contaminants in bottled water, which must provide the same protection for public health.

Drinking water, including bottled water, may reasonably be expected to contain at least small amounts of some contaminants. The presence of contaminants does not necessarily indicate that the water poses a health risk. More information about contaminants and potential health effects can be obtained by calling the Environmental Protection Agency's Safe Drinking Water Hotline at 1-800-426-4791.

#### Terms and Abbreviations

**Action Level (AL):** The concentration of a contaminant that, if exceeded, triggers treatment or other requirements that a water system must follow.

**Maximum Contaminant Level or MCL:** The highest level of a contaminant that is allowed in drinking water. MCLs are set as close to the MCLGs as feasible using the best available treatment technology.

**Maximum Contaminant Level Goal or MCLG:** The level of a contaminant in drinking water below which there is no known or expected risk to health. MCLGs allow for a margin of safety.

**Maximum residual disinfectant level or MRDL:** The highest level of a disinfectant allowed in drinking water. There is convincing evidence that addition of a disinfectant is necessary for control of microbial contaminants.

**Maximum residual disinfectant level goal or MRDLG:** The level of drinking water disinfectant below which there is no known or expected risk to health. MRDLGs do not reflect the benefits of the use of disinfectants to control microbial contaminants.

**N/A:** Not applicable.

**ND:** means not detected and indicates that the substance was not found by laboratory analysis.

**Parts per million (ppm) or Milligrams per liter (mg/l):** one part by weight of analyte to 1 million parts by weight of the water sample.

**Parts per billion (ppb) or Micrograms per liter (µg/l):** one part by weight of analyte to 1 billion parts by weight of the water sample.

**PicoCurie per liter (pCi/L):** measure of the radioactivity in water.

## 2005 ANNUAL DRINKING WATER QUALITY TEST RESULTS

Aqua Utilities Florida routinely monitors for contaminants in your drinking water according to Federal and State laws, rules, and regulations. Except where otherwise noted, this report is based on the results of our monitoring for the period of January 1 to December 31, 2005 for Haines Creek PWS ID #3350481. The Environmental Protection Agency (EPA) requires monitoring of over 80 drinking water contaminants. Those contaminants listed in the table below are the only contaminants detected in your drinking water. The state allows us to monitor for some contaminants less than once per year because the concentrations of these contaminants do not change frequently. Some of our data, though representative, are more than one year old.

\* Except as noted, results in the Level Detected column are the highest average at any sampling point or the highest single detected level at a sampling point, depending on sampling frequency.

Contaminant and Unit of Measurement	Dates of Sampling (mo. /yr.)	MCL Violation Y/N	Level Detected*	Range of Results	MCLG	MCL	Likely Source of Contamination
<b>Radiological Contaminants</b>							
Gross Alpha (pCi/l)	03/2003	N	1.0	NA	0	15	Erosion of natural deposits
Combined Radium (pCi/l)	03/2003	N	0.4	NA	0	15	Erosion of natural deposits
<b>Inorganic Contaminants</b>							
Barium (ppm)	03/2003	N	0.0088	NA	2	2	Erosion of natural deposits
Mercury (inorganic) (ppm)	03/2003	N	0.1	NA	2	2	Erosion of natural deposits; air deposition
Nitrate (as Nitrogen) (ppm)	02/2005	N	0.017	NA	10	10	Runoff from fertilizer use; leaching from septic tanks, sewage; erosion of natural deposits
Sodium (ppm)	03/2003	N	8.4	NA	NA	160	Salt water intrusion, leaching from soil

**TTHMs and Stage I Disinfectant/ Disinfection By-Product (D/DBP) Parameters** \*For Chlorine, Haloacetic Acids and TTHM the level detected is the highest annual average of the quarterly averages. Range of Results is the range of results (lowest to highest) at individual sampling sites.

Contaminant and Unit of Measurement	Dates of Sampling (mo. /yr.)	MCL Violation Y/N	Level Detected*	Range of Results	MCLG/ MRDLG	MCL/ MRDL	Likely Source of Contamination
Chlorine (ppm)	2005	N	1.1	0.9-1.5	MRDLG =4	MRDL =4	Water additive used to control microbes
Haloacetic Acids (HAAs) (ppb)	07/04	N	1.7	NA	NA	60	Byproduct of drinking water disinfection
TTHM [Total trihalomethanes] (ppb)	07/04	N	7.88	NA	NA	80	Byproduct of drinking water disinfection

### Lead and Copper (Tap Water)

Contaminant and Unit of Measurement	Dates of Sampling (mo. /yr.)	AL Violation Y/N	90 <sup>th</sup> Percentile Result	No. of sites exceeding the AL	MCLG	AL (Action Level)	Likely Source of Contamination
Copper (ppm)	2003	N	0.13	0	1.3	1.3	Corrosion of household plumbing
Lead (ppb)	2003	N	3.3	0	0	15	Corrosion of household plumbing

### Secondary Contaminants

Contaminant and Unit of Measurement	Dates of Sampling (mo. /yr.)	MCL Violation Y/N	Highest Result	Range of Results	MCLG	MCL	Likely Source of Contamination
Odor (threshold odor number)	03/03, 06/03	Y	4	ND- 4	NA	3	Naturally occurring organics

**Odor Violation**- As seen in the table, we exceeded the odor MCL in 2003. There are no serious health concerns associated with these results. Additional samples were collected with results below the MCL.

**CCR Violation**: Last year, we inadvertently submitted an inadequate CCR for omitting the odor MCL violation and including an incorrect fluoride result. The 2003 odor violation is listed in the table above. The actual value for fluoride was below the detection limit and should not have been listed in the table of results. We will take additional steps this year to ensure that our CCR is accurate. There are no health effects associated with this violation.

MCLs are set at very stringent levels. To understand the possible health effects described for many regulated constituents, a person would have to drink 2 liters of water every day at the MCL level for 70 years to have a one-in-a-million chance of having the described health effect.

Some people may be more vulnerable to contaminants in drinking water than the general population. Immuno-compromised persons such as persons with cancer undergoing chemotherapy, persons who have undergone organ transplants, people with HIV/AIDS or other immune system disorders, some elderly, and infants can be particularly at risk from infections. These people should seek advice about drinking water from their health care providers. EPA/CDC guidelines on appropriate means to lessen the risk of infection by Cryptosporidium and other microbiological contaminants are available from the SAFE DRINKING WATER HOTLINE (1-800-426-4791).

Aqua Utilities Florida  
P.O. Box 490310  
Leesburg, FL 34749



**2005 Annual Drinking Water Quality Report  
Harmony Homes PWSID # 3590497**

Este informe contiene información importante sobre la calidad de su agua de beber. Hable con alguien que lo entienda o llame al 877.WTR.AQUA (877.987.2782).

We're pleased to present to you this year's Annual Water Quality Report. This report is designed to inform you about the quality water and services we deliver to you every day. If you have any questions about this report or concerns about your water utility, please contact us at 1-800-250-7532 or visit us at [www.aquautilitiesflorida.com](http://www.aquautilitiesflorida.com).

Harmony Homes obtains its water from groundwater sources, which come from the Floridan Aquifer. The water is chlorinated for disinfection purposes and a corrosion control chemical is added. We also obtain water through an interconnection with The City of Altamonte Springs. This water also comes from the Floridan Aquifer and is then aerated and chlorinated for disinfection purposes. Fluoride is added for dental health and a corrosion control inhibitor is also added to the water. The Florida Department of Environmental Protection (DEP) performed a Source Water Assessment on our system. Information provided by this assessment indicated no potential sources of contamination near our wells. The assessment results are available on the DEP Source Water Assessment and Protection Program website at [www.dep.state.fl.us/swapp](http://www.dep.state.fl.us/swapp).

The sources of drinking water (both tap water and bottled water) include rivers, lakes, streams, ponds, reservoirs, springs, and wells. As water travels over the surface of the land or through the ground, it dissolves naturally occurring minerals and, in some cases, radioactive material, and can pick up substances resulting from the presence of animals or from human activity.

Contaminants that may be present in source water include:

- A) **Microbial contaminants**, such as viruses and bacteria, which may come from sewage treatment plants, septic systems, agricultural livestock operations, and wildlife.
- B) **Inorganic contaminants**, such as salts and metals, which can be naturally-occurring or result from urban stormwater runoff, industrial or domestic wastewater discharges, oil and gas production, mining, or farming.
- C) **Pesticides and herbicides**, which may come from a variety of sources such as agriculture, urban stormwater runoff, and residential uses.
- D) **Organic chemical contaminants**, including synthetic and volatile organic chemicals, which are by-products of industrial processes and petroleum production, and can also come from gas stations, urban stormwater runoff, and septic systems.
- E) **Radioactive contaminants**, which can be naturally occurring or result from oil and gas production and mining activities.

In order to ensure that tap water is safe to drink, the EPA prescribes regulations, which limit the amount of certain contaminants in water provided by public water systems. The Food and Drug Administration (FDA) regulations establish limits for contaminants in bottled water, which must provide the same protection for public health.

Drinking water, including bottled water, may reasonably be expected to contain at least small amounts of some contaminants. The presence of contaminants does not necessarily indicate that the water poses a health risk. More information about contaminants and potential health effects can be obtained by calling the Environmental Protection Agency's Safe Drinking Water Hotline at 1-800-426-4791.

**Terms and Abbreviations**

**Action Level (AL):** The concentration of a contaminant that, if exceeded, triggers treatment or other requirements that a water system must follow.

**Maximum Contaminant Level or MCL:** The highest level of a contaminant that is allowed in drinking water. MCLs are set as close to the MCLGs as feasible using the best available treatment technology.

**Maximum Contaminant Level Goal or MCLG:** The level of a contaminant in drinking water below which there is no known or expected risk to health. MCLGs allow for a margin of safety.

**Maximum residual disinfectant level or MRDL:** The highest level of a disinfectant allowed in drinking water. There is convincing evidence that addition of a disinfectant is necessary for control of microbial contaminants.

**Maximum residual disinfectant level goal or MRDLG:** The level of drinking water disinfectant below which there is no known or expected risk to health. MRDLGs do not reflect the benefits of the use of disinfectants to control microbial contaminants.

NA: Not applicable.

ND: means not detected and indicates that the substance was not found by laboratory analysis.

**Parts per million (ppm) or Milligrams per liter (mg/l):** one part by weight of analyte to 1 million parts by weight of the water sample.

**Parts per billion (ppb) or Micrograms per liter (µg/l):** one part by weight of analyte to 1 billion parts by weight of the water sample.

**PicoCurie per liter (pCi/L):** measure of the radioactivity in water.

### 2005 ANNUAL DRINKING WATER QUALITY TEST RESULTS

Aqua Utilities Florida routinely monitors for contaminants in your drinking water according to Federal and State laws, rules, and regulations. Except where indicated otherwise, this report is based on the results of our monitoring for the period of January 1 to December 31, 2005 for **Harmony Homes- PWSID #3590497**. The Environmental Protection Agency (EPA) requires monitoring of over 80 drinking water contaminants. Those contaminants listed in the table below are the only contaminants detected in your drinking water. The state allows us to monitor for some contaminants less than once per year because the concentrations of these contaminants do not change frequently. Some of our data, though representative, are more than one year old.

Altamonte Springs System							
* Except as noted, results in the Level Detected column are the highest average at any sampling point or the highest single detected level at a sampling point, depending on sampling frequency.							
Radiological Contaminants							
Contaminant and Unit of Measurement	Dates of Sampling (mo./yr.)	MCL Violation Y/N	Level Detected*	Range of Results	MCLG	MCL	Likely Source of Contamination
Alpha emitters (pCi/l)	03/02	N	1.4	ND - 1.4	0	15	Erosion of natural deposits
Inorganic Contaminants							
Antimony (ppb)	03/05	N	2.0	ND-2.0	6	6	Fire retardants; ceramics; electronics; solder
Barium (ppm)	03/05	N	0.0161	0.00931-0.0161	2	2	Erosion of natural deposits
Beryllium (ppb)	3/05, 11/05	Y	5.3	1.4- 5.3	4	4	Metal refineries and coal burning factories; electrical, aerospace, and defense industries
Fluoride (ppm)	03/05	N	0.99	0.543-0.99	4	4	Erosion of natural deposits; water additive which promotes strong teeth
Nickel (ppb)	03/05	N	4.42	3.18-4.42	N/A	100	Natural occurrence in soil
Nitrate (as Nitrogen) (ppm)	03/05, 05/05	N	0.021	0.015- 0.021	10	10	Runoff from fertilizer use; leaching from septic tanks, sewage, erosion of natural deposits
Selenium (ppb)	03/05	N	1.22	ND-1.22	50	50	Erosion of natural deposits
Sodium (ppm)	03/05	N	5.19	4.39-5.19	NA	160	Salt water intrusion, leaching from soil

Violation: Altamonte Springs constantly monitors for various contaminants in the water supply to meet regulatory requirements. In March 2005, one sample exceeded the MCL for beryllium. The levels of beryllium are shown in the Test Results Table above. Some people who drink water containing beryllium well in excess of the MCL over many years could develop intestinal lesions. Altamonte Springs also received a monitoring violation for the 2nd and 3rd quarter of 2005, due to a sampling oversight. In November 2005, we began 4 consecutive quarters of beryllium testing and have been in compliance.

Harmony Homes							
* Except as noted, results in the Level Detected column are the highest average at any sampling point or the highest single detected level at a sampling point, depending on sampling frequency.							
Radiological Contaminants							
Contaminant and Unit of Measurement	Dates of Sampling (mo./yr.)	MCL Violation Y/N	Level Detected*	Range of Results	MCLG	MCL	Likely Source of Contamination
Alpha emitters (pCi/l)	03/03	N	2.9	NA	0	15	Erosion of natural deposits
Combined Radium (pCi/l)	03/03	N	0.3	NA	0	5	Erosion of natural deposits
Inorganic Contaminants							
Barium (ppm)	03/03	N	0.0048	NA	2	2	Erosion of natural deposits
Fluoride (ppm)	03/03	N	0.20	NA	4	4	Erosion of natural deposits
Nitrate (as Nitrogen) (ppm)	05/05	N	0.012	NA	10	10	Runoff from fertilizer use; leaching from septic tanks, sewage, erosion of natural deposits
Sodium (ppm)	03/03	N	16	NA	NA	160	Salt water intrusion, leaching from soil

**TTHMs and Stage I Disinfectant/ Disinfection Byproduct (D/DBP) Parameters- Harmony Homes** - \*For Chlorine, Haloacetic Acids and TTHM the level detected is the highest annual average of the quarterly averages. Range of Results is the range of results (lowest to highest) at individual sampling sites.

Contaminant and Unit of Measurement	Dates of Sampling (mo./yr.)	MCL Violation Y/N	Level Detected*	Range of Results	MCLG/ MRDLG	MCL/ MRDL	Likely Source of Contamination
Chlorine (ppm)	2005	N	1.4	0.6-2.1	MRDLG =4	MRDL =4	Water additive used to control microbes
Haloacetic Acids (ppb)	08/05	N	5.61	NA	NA	60	Byproduct of drinking water disinfection
TTHMs [Total Trihalomethanes] (ppb)	08/05	N	17.5	NA	NA	80	Byproduct of drinking water disinfection

Lead and Copper (Tap Water) – Harmony Homes							
Contaminant and Unit of Measurement	Dates of Sampling (mo./yr.)	AL Violation Y/N	90 <sup>th</sup> Percentile Result	No. of sites exceeding the AL	MCLG	AL (Action Level)	Likely Source of Contamination
Copper (ppm)	2005	N	0.38	0	1.3	1.3	Corrosion of household plumbing
Lead (ppb)	2005	N	1.3	0	0	15	Corrosion of household plumbing

Some people may be more vulnerable to contaminants in drinking water than the general population. Immuno-compromised persons such as persons with cancer undergoing chemotherapy, persons who have undergone organ transplants, people with HIV/AIDS or other immune system disorders, some elderly, and infants can be particularly at risk from infections. These people should seek advice about drinking water from their health care providers. EPA/CDC guidelines on appropriate means to lessen the risk of infection by *Cryptosporidium* and other microbiological contaminants are available from the SAFE DRINKING WATER HOTLINE (1-800-426-4791).

MCLs are set at very stringent levels. To understand the possible health effects described for many regulated constituents, a person would have to drink 2 liters of water every day at the MCL level for 70 years to have a one-in-a-million chance of having the described health effect.

Our water systems are designed and operated to deliver water to our customers' plumbing systems that complies with state and federal drinking water standards. This water is disinfected using chlorine, but it is not necessarily sterile. Customers' plumbing, including treatment devices, might remove, introduce or increase contaminants in tap water. All customers, and in particular operators of facilities like hotels and institutions serving susceptible populations (like hospitals and nursing homes), should properly operate and maintain the plumbing systems in these facilities. You can obtain additional information from the EPA's Safe Drinking Water Hotline at (800) 426-4791.

Aqua Utilities Florida  
P.O. Box 490310  
Leesburg, FL 34749



**2005 Annual Drinking Water Quality Report**  
**Hermit's Cove- PWS ID # 2540482 St. John's Highlands PWSID # 2540489**

Este informe contiene información importante sobre la calidad de su agua de beber. Hable con alguien que lo entienda o llame al 877.WTR.AQUA (877.987.2782).

We're pleased to present to you this year's Annual Water Quality Report. This report is designed to inform you about the quality water and services we deliver to you every day. If you have any questions about this report or concerns about your water utility, please contact us at 1-800-250-7532 or visit us at [www.aquautilitiesflorida.com](http://www.aquautilitiesflorida.com).

Hermit's Cove and St. John's Highlands obtain their water from groundwater sources, which come from the Floridan Aquifer. The water is aerated and chlorinated for disinfection purposes. The Florida Department of Environmental Protection (DEP) performed a Source Water Assessment on our system. Information provided by this assessment indicated no potential sources of contamination near our wells. The assessment results are available on the DEP Source Water Assessment and Protection Program website at [www.dep.state.fl.us/swapp](http://www.dep.state.fl.us/swapp).

The sources of drinking water (both tap water and bottled water) include rivers, lakes, streams, ponds, reservoirs, springs, and wells. As water travels over the surface of the land or through the ground, it dissolves naturally occurring minerals and, in some cases, radioactive material, and can pick up substances resulting from the presence of animals or from human activity.

Contaminants that may be present in source water include:

- A) **Microbial contaminants**, such as viruses and bacteria, which may come from sewage treatment plants, septic systems, agricultural livestock operations, and wildlife.
- B) **Inorganic contaminants**, such as salts and metals, which can be naturally-occurring or result from urban stormwater runoff, industrial or domestic wastewater discharges, oil and gas production, mining, or farming.
- C) **Pesticides and herbicides**, which may come from a variety of sources such as agriculture, urban stormwater runoff, and residential uses.
- D) **Organic chemical contaminants**, including synthetic and volatile organic chemicals, which are by-products of industrial processes and petroleum production, and can also come from gas stations, urban stormwater runoff, and septic systems.
- E) **Radioactive contaminants**, which can be naturally occurring or result from oil and gas production and mining activities.

In order to ensure that tap water is safe to drink, the EPA prescribes regulations, which limit the amount of certain contaminants in water provided by public water systems. The Food and Drug Administration (FDA) regulations establish limits for contaminants in bottled water, which must provide the same protection for public health.

Drinking water, including bottled water, may reasonably be expected to contain at least small amounts of some contaminants. The presence of contaminants does not necessarily indicate that the water poses a health risk. More information about contaminants and potential health effects can be obtained by calling the Environmental Protection Agency's Safe Drinking Water Hotline at 1-800-426-4791.

#### Terms and Abbreviations

**Action Level (AL):** The concentration of a contaminant that, if exceeded, triggers treatment or other requirements that a water system must follow.

**Maximum Contaminant Level or MCL:** The highest level of a contaminant that is allowed in drinking water. MCLs are set as close to the MCLGs as feasible using the best available treatment technology.

**Maximum Contaminant Level Goal or MCLG:** The level of a contaminant in drinking water below which there is no known or expected risk to health. MCLGs allow for a margin of safety.

**Maximum residual disinfectant level or MRDL:** The highest level of a disinfectant allowed in drinking water. There is convincing evidence that addition of a disinfectant is necessary for control of microbial contaminants.

**Maximum residual disinfectant level goal or MRDLG:** The level of drinking water disinfectant below which there is no known or expected risk to health. MRDLGs do not reflect the benefits of the use of disinfectants to control microbial contaminants.

**N/A:** Not applicable

**ND:** means not detected and indicates that the substance was not found by laboratory analysis.

**Parts per million (ppm) or Milligrams per liter (mg/l):** one part by weight of analyte to 1 million parts by weight of the water sample.

**Parts per billion (ppb) or Micrograms per liter (µg/l):** one part by weight of analyte to 1 billion parts by weight of the water sample.

**Picocurie per liter (pCi/L):** measure of the radioactivity in water.

### 2005 ANNUAL DRINKING WATER QUALITY TEST RESULTS

Aqua Utilities Florida routinely monitors for contaminants in your drinking water according to Federal and State laws, rules, and regulations. Except where otherwise noted, this report is based on the results of our monitoring for the period of January 1 to December 31, 2005 for Hermit's Cove-PWS ID # 2540482 and St. John's Highlands PWSID # 2540489. The Environmental Protection Agency (EPA) requires monitoring of over 80 drinking water contaminants. Those contaminants listed in the table below are the only ones detected in your drinking water. The state allows us to monitor for some contaminants less than once per year because concentrations do not change frequently. Some of our data, though representative, are more than one year old.

\* Except as noted, results in the Level Detected column are the highest average at any sampling point or the highest single detected level at a sampling point, depending on sampling frequency.

Contaminant and Unit of Measurement	Dates of Sampling (mo./yr.)	MCL Violation Y/N	Level Detected*	Range of Results	MCLG	MCL	Likely Source of Contamination
<b>Radiological Contaminants</b>							
Alpha emitters (pCi/l)	02/03	N	3.4	NA	0	15	Erosion of natural deposits
Radium 226 + 228 or combined radium (pCi/l)	02/03	N	1.4	NA	0	5	Erosion of natural deposits
<b>Inorganic Contaminants</b>							
Barium (ppm)	02/03	N	0.014	NA	2	2	Erosion of natural deposits
Fluoride (ppm)	02/03	N	0.25	NA	4	4	Erosion of natural deposits
Lead (ppb)	02/03	N	8	NA	0	15	Corrosion of household plumbing
Nitrate (as Nitrogen) (ppm)	05/05	N	0.038	NA	10	10	Runoff from fertilizer use; leaching from septic tanks, sewage, erosion of natural deposits
Sodium (ppm)	02/03	N	82	NA	NA	160	Salt water intrusion, leaching from soil
<b>Synthetic Organic Contaminants</b>							
Di(2-ethylhexyl)-phthalate	02, 04/03	N	2.3	ND-2.3	0	6	Discharge from rubber and chemical factories

**TTHMs and Stage I Disinfectant/ Disinfection Byproduct (D/DBP) Parameters** \*For Chlorine, Haloacetic Acids and TTHM the level detected is the highest annual average of the quarterly averages. Range of Results is the range of results (lowest to highest) at individual sampling sites.

Contaminant and Unit of Measurement	Dates of Sampling (mo./yr.)	MCL Violation Y/N	Level Detected	Range of Results	MCLG	MCL	Likely Source of Contamination
Chlorine (ppm)	2005	N	1.58	0.5-2.15	MRDLG =4	MRDL =4	Water additive used to control microbes
Haloacetic Acids (ppb)	03/05, 07/05	N	11.165	2.33- 20	NA	60	Byproduct of drinking water disinfection
Total Trihalo-methanes (ppb)	03/05, 07/05, 11/05	Y	111.99 (a)	8.48- 270	NA	80	Byproduct of drinking water disinfection

(a) As shown in the table, we have exceeded the MCL for Trihalomethanes. Some people who drink water containing Trihalomethanes in excess of the MCL over many years may experience problems, with liver, kidneys, or central nervous systems, and may have an increased risk of getting cancer. We are currently working with the Florida Department of Health and technical advisors for the Florida Rural Water Association to determine the best way to reduce the TTHM concentration in our drinking water.

**Lead and Copper (Tap Water)**

Contaminant and Unit of Measurement	Dates of Sampling (mo./yr.)	AL Violation Y/N	90 <sup>th</sup> Percentile Result	No. of sampling sites exceeding the AL	MCLG	AL (Action Level)	Likely Source of Contamination
Copper (ppm)	08/05	N	0.17	0	1.3	1.3	Corrosion of household plumbing
Lead (ppb)	08/05	N	6.5	0	0	15	Corrosion of household plumbing

**Secondary Contaminants**

Contaminant and Unit of Measurement	Dates of Sampling (mo./yr.)	MCL Violation Y/N	Level Detected	Range of Results	MCLG	MCL	Likely Source of Contamination
Chloride (ppm)	02/03	Y	480	NA	NA	250	Natural occurrence from soil leaching
Odor (threshold odor number)	04/03	Y	6	NA	NA	3	Naturally occurring organics
Total Dissolved Solids (ppm)	04/03	Y	660	570- 660	NA	500	Natural occurrence from soil leaching

MCLs are set at very stringent levels. To understand the possible health effects described for many regulated constituents, a person would have to drink 2 liters of water every day at the MCL level for 70 years to have a one-in-a-million chance of having the described health effect.

Some people may be more vulnerable to contaminants in drinking water than the general population. Immuno-compromised persons such as persons with cancer undergoing chemotherapy, persons who have undergone organ transplants, people with HIV/AIDS or other immune system disorders, some elderly, and infants can be particularly at risk from infections. These people should seek advice about drinking water from their health care providers. EPA/CDC guidelines on appropriate means to lessen the risk of infection by Cryptosporidium and other microbiological contaminants are available from the SAFE DRINKING WATER HOTLINE (1-800-426-4791).



Aqua Utilities Florida  
P.O. Box 490310  
Leesburg, FL 34749



### 2005 Annual Drinking Water Quality Report Hobby Hills PWS ID # 3350544

Este informe contiene información importante sobre la calidad de su agua de beber. Hable con alguien que lo entienda o llame al 877.WTR.AQUA (877.987.2782).

We're pleased to present to you this year's Annual Water Quality Report. This report is designed to inform you about the quality water and services we deliver to you every day. If you have any questions about this report or concerns about your water utility, please contact us at 1-800-250-7532 or visit us at [www.aquautilitiesflorida.com](http://www.aquautilitiesflorida.com).

Hobby Hills obtains its water from groundwater sources, which come from the Floridan Aquifer. The water is chlorinated for disinfection purposes. The Florida Department of Environmental Protection (DEP) performed a Source Water Assessment on our system. Information provided by this assessment indicated no potential sources of contamination near our wells. The assessment results are available on the DEP Source Water Assessment and Protection Program website at [www.dep.state.fl.us/swapp](http://www.dep.state.fl.us/swapp).

The sources of drinking water (both tap water and bottled water) include rivers, lakes, streams, ponds, reservoirs, springs, and wells. As water travels over the surface of the land or through the ground, it dissolves naturally occurring minerals and, in some cases, radioactive material, and can pick up substances resulting from the presence of animals or from human activity.

Contaminants that may be present in source water include:

- A) **Microbial contaminants**, such as viruses and bacteria, which may come from sewage treatment plants, septic systems, agricultural livestock operations, and wildlife.
- B) **Inorganic contaminants**, such as salts and metals, which can be naturally-occurring or result from urban stormwater runoff, industrial or domestic wastewater discharges, oil and gas production, mining, or farming.
- C) **Pesticides and herbicides**, which may come from a variety of sources such as agriculture, urban stormwater runoff, and residential uses.
- D) **Organic chemical contaminants**, including synthetic and volatile organic chemicals, which are by-products of industrial processes and petroleum production, and can also come from gas stations, urban stormwater runoff, and septic systems.
- E) **Radioactive contaminants**, which can be naturally occurring or result from oil and gas production and mining activities.

In order to ensure that tap water is safe to drink, the EPA prescribes regulations, which limit the amount of certain contaminants in water provided by public water systems. The Food and Drug Administration (FDA) regulations establish limits for contaminants in bottled water, which must provide the same protection for public health.

Drinking water, including bottled water, may reasonably be expected to contain at least small amounts of some contaminants. The presence of contaminants does not necessarily indicate that the water poses a health risk. More information about contaminants and potential health effects can be obtained by calling the Environmental Protection Agency's Safe Drinking Water Hotline at 1-800-426-4791.

#### Terms and Abbreviations

**Action Level (AL):** The concentration of a contaminant that, if exceeded, triggers treatment or other requirements that a water system must follow.

**Maximum Contaminant Level or MCL:** The highest level of a contaminant that is allowed in drinking water. MCLs are set as close to the MCLGs as feasible using the best available treatment technology.

**Maximum Contaminant Level Goal or MCLG:** The level of a contaminant in drinking water below which there is no known or expected risk to health. MCLGs allow for a margin of safety.

**Maximum residual disinfectant level or MRDL:** The highest level of a disinfectant allowed in drinking water. There is convincing evidence that addition of a disinfectant is necessary for control of microbial contaminants.

**Maximum residual disinfectant level goal or MRDLG:** The level of drinking water disinfectant below which there is no known or expected risk to health. MRDLGs do not reflect the benefits of the use of disinfectants to control microbial contaminants.

**N/A:** Not applicable

**ND:** means not detected and indicates that the substance was not found by laboratory analysis.

**Parts per million (ppm) or Milligrams per liter (mg/l):** one part by weight of analyte to 1 million parts by weight of the water sample.

**Parts per billion (ppb) or Micrograms per liter (µg/l):** one part by weight of analyte to 1 billion parts by weight of the water sample.

**PicoCurie per liter (pCi/L):** measure of the radioactivity in water.

## 2005 ANNUAL DRINKING WATER QUALITY TEST RESULTS

Aqua Utilities Florida routinely monitors for contaminants in your drinking water according to Federal and State laws, rules, and regulations. Except where otherwise noted, this report is based on the results of our monitoring for the period of January 1 to December 31, 2005 for Hobby Hills PWS ID # 3350544. The Environmental Protection Agency (EPA) requires monitoring of over 80 drinking water contaminants. Those contaminants listed in the table below are the only contaminants detected in your drinking water. The state allows us to monitor for some contaminants less than once per year because the concentrations of these contaminants do not change frequently. Some of our data, though representative, are more than one year old.

\* Except as noted, results in the Level Detected column are the highest average at any sampling point or the highest single detected level at a sampling point, depending on sampling frequency.

Contaminant and Unit of Measurement	Dates of Sampling (mo./yr.)	MCL Violation Y/N	Level Detected*	Range of Results	MCLG	MCL	Likely Source of Contamination
<b>Radiological Contaminants</b>							
Alpha emitters (pCi/l)	02/03	N	2.6	NA	0	15	Erosion of natural deposits
Radium 226 + 228 or combined radium (pCi/l)	02/03	N	0.5	NA	0	5	Erosion of natural deposits
<b>Inorganic Contaminants</b>							
Barium (ppm)	02/03	N	0.012	NA	2	2	Erosion of natural deposits
Fluoride (ppm)	02/03	N	0.13	NA	4	4	Erosion of natural deposits
Nitrate (as Nitrogen) (ppm)	02/05	N	4.8	NA	10	10	Runoff from fertilizer use; leaching from septic tanks, sewage, erosion of natural deposits
Sodium (ppm)	02/03	N	8.4	NA	NA	160	Salt water intrusion, leaching from soil

**TTHMs and Stage I Disinfectant/ Disinfection Byproduct (D/DBP) Parameters** \*For Chlorine, Haloacetic Acids and TTHM the level detected is the highest annual average of the quarterly averages. Range of Results is the range of results (lowest to highest) at individual sampling sites.

Contaminant and Unit of Measurement	Dates of Sampling (mo./yr.)	MCL Violation Y/N	Level Detected*	Range of Results	MCLG/ MRDLG	MCL/ MRDL	Likely Source of Contamination
Chlorine (ppm)	2005	N	1.2	0.9-1.3	MRDLG =4	MRDL =4	Water additive used to control microbes
Haloacetic Acids (ppb)	10/04	N	1.4	NA	NA	60	Byproduct of drinking water disinfection
Total Trihalomethanes (ppb)	10/04	N	1.5	NA	NA	80	Byproduct of drinking water disinfection

**Lead and Copper (Tap Water)**

Contaminant and Unit of Measurement	Dates of Sampling (mo./yr.)	AL Violation Y/N	90 <sup>th</sup> Percentile Result	No. of sites exceeding the AL	MCLG	AL (Action Level)	Likely Source of Contamination
Copper (ppm)	2005	N	0.097	0	1.3	1.3	Corrosion of household plumbing
Lead (ppb)	2005	N	2.2	2 (a)	0	15	Corrosion of household plumbing

(a) Infants and young children are typically more vulnerable to lead in drinking water than the general population. It is possible that lead levels at your home may be higher than at other homes in the community as a result of materials used in your home's plumbing. If you are concerned about elevated lead levels in your home's water, you may wish to have your water tested and flush your tap for 30 seconds to 2 minutes before using tap water. Additional information is available from the Safe Drinking Water Hotline at (800) 426-4791.

MCLs are set at very stringent levels. To understand the possible health effects described for many regulated constituents, a person would have to drink 2 liters of water every day at the MCL level for 70 years to have a one-in-a-million chance of having the described health effect.

Some people may be more vulnerable to contaminants in drinking water than the general population. Immuno-compromised persons such as persons with cancer undergoing chemotherapy, persons who have undergone organ transplants, people with HIV/AIDS or other immune system disorders, some elderly, and infants can be particularly at risk from infections. These people should seek advice about drinking water from their health care providers. EPA/CDC guidelines on appropriate means to lessen the risk of infection by *Cryptosporidium* and other microbiological contaminants are available from the SAFE DRINKING WATER HOTLINE (1-800-426-4791).

Our water systems are designed and operated to deliver water to our customers' plumbing systems that complies with state and federal drinking water standards. This water is disinfected using chlorine, but it is not necessarily sterile. Customers' plumbing, including treatment devices, might remove, introduce or increase contaminants in tap water. All customers, and in particular operators of facilities like hotels and institutions serving susceptible populations (like hospitals and nursing homes), should properly operate and maintain the plumbing systems in these facilities. You can obtain additional information from the EPA's Safe Drinking Water Hotline at (800) 426-4791.

Aqua Utilities Florida  
P.O. Box 490310  
Leesburg, FL 34749



**REVISED 2005 Annual Drinking Water Quality Report  
Holiday Haven PWS ID # 3354886**

Este informe contiene información importante sobre la calidad de su agua de beber. Hable con alguien que lo entienda o llame al 877.WTR.AQUA (877.987.2782).

We're pleased to present to you this year's Annual Water Quality Report. This report is designed to inform you about the quality water and services we deliver to you every day. If you have any questions about this report or concerns about your water utility, please contact us at 1-800-250-7532 or visit us at [www.aquautilitiesflorida.com](http://www.aquautilitiesflorida.com).

Holiday Haven purchases its water through an interconnection with the St. John's River Utility (Astor Park) using groundwater from the Floridan Aquifer. The water treatment process includes aeration, iron removal, corrosion control, and chlorination for disinfection purposes. A The Florida Department of Environmental Protection (DEP) performed a Source Water Assessment on our system. Information provided by this assessment indicated that Holiday Haven is of moderate susceptibility to contamination. The assessment results are available on the DEP Source Water Assessment and Protection Program website at [www.dep.state.fl.us/swapp](http://www.dep.state.fl.us/swapp).

The sources of drinking water (both tap water and bottled water) include rivers, lakes, streams, ponds, reservoirs, springs, and wells. As water travels over the surface of the land or through the ground, it dissolves naturally occurring minerals and, in some cases, radioactive material, and can pick up substances resulting from the presence of animals or from human activity.

Contaminants that may be present in source water include:

- A) **Microbial contaminants**, such as viruses and bacteria, which may come from sewage treatment plants, septic systems, agricultural livestock operations, and wildlife.
- B) **Inorganic contaminants**, such as salts and metals, which can be naturally-occurring or result from urban stormwater runoff, industrial or domestic wastewater discharges, oil and gas production, mining, or farming.
- C) **Pesticides and herbicides**, which may come from a variety of sources such as agriculture, urban stormwater runoff, and residential uses.
- D) **Organic chemical contaminants**, including synthetic and volatile organic chemicals, which are by-products of industrial processes and petroleum production, and can also come from gas stations, urban stormwater runoff, and septic systems.
- E) **Radioactive contaminants**, which can be naturally occurring or result from oil and gas production and mining activities.

In order to ensure that tap water is safe to drink, the EPA prescribes regulations, which limit the amount of certain contaminants in water provided by public water systems. The Food and Drug Administration (FDA) regulations establish limits for contaminants in bottled water, which must provide the same protection for public health.

Drinking water, including bottled water, may reasonably be expected to contain at least small amounts of some contaminants. The presence of contaminants does not necessarily indicate that the water poses a health risk. More information about contaminants and potential health effects can be obtained by calling the Environmental Protection Agency's Safe Drinking Water Hotline at 1-800-426-4791.

Some people may be more vulnerable to contaminants in drinking water than the general population. Immuno-compromised persons such as persons with cancer undergoing chemotherapy, persons who have undergone organ transplants, people with HIV/AIDS or other immune system disorders, some elderly, and infants can be particularly at risk from infections. These people should seek advice about drinking water from their health care providers. EPA/CDC guidelines on appropriate means to lessen the risk of infection by *Cryptosporidium* and other microbiological contaminants are available from the SAFE DRINKING WATER HOTLINE (1-800-426-4791).

**Terms and Abbreviations**

**Action Level (AL):** The concentration of a contaminant that, if exceeded, triggers treatment or other requirements that a water system must follow.

**Maximum Contaminant Level or MCL:** The highest level of a contaminant that is allowed in drinking water. MCLs are set as close to the MCLGs as feasible using the best available treatment technology.

**Maximum Contaminant Level Goal or MCLG:** The level of a contaminant in drinking water below which there is no known or expected risk to health. MCLGs allow for a margin of safety.

**Maximum residual disinfectant level or MRDL:** The highest level of a disinfectant allowed in drinking water. There is convincing evidence that addition of a disinfectant is necessary for control of microbial contaminants.

**Maximum residual disinfectant level goal or MRDLG:** The level of drinking water disinfectant below which there is no known or expected risk to health. MRDLGs do not reflect the benefits of the use of disinfectants to control microbial contaminants.

NA: Not applicable.

ND: means not detected and indicates that the substance was not found by laboratory analysis.

**Parts per million (ppm) or Milligrams per liter (mg/l):** one part by weight of analyte to 1 million parts by weight of the water sample.

**Parts per billion (ppb) or Micrograms per liter (µg/l):** one part by weight of analyte to 1 billion parts by weight of the water sample.

**Picocurie per liter (pCi/L):** measure of the radioactivity in water.

### 2005 ANNUAL DRINKING WATER QUALITY TEST RESULTS

Aqua Utilities Florida routinely monitors for contaminants in your drinking water according to Federal and State laws, rules, and regulations. Except where otherwise noted, this report is based on the results of our monitoring for the period of January 1 to December 31, 2005 for **Holiday Haven PWS ID # 3354886**. The Environmental Protection Agency (EPA) requires monitoring of over 80 drinking water contaminants. Those contaminants listed in the table below are the only contaminants detected in your drinking water. The state allows us to monitor for some contaminants less than once per year because the concentrations of these contaminants do not change frequently. Some of our data, though representative, are more than one year old.

St. John's River Utility, Inc. (Astor Park)							
* Except as noted, results in the Level Detected column are the highest average at any sampling point or the highest single detected level at a sampling point, depending on sampling frequency.							
Inorganic Contaminants							
Contaminant and Unit of Measurement	Dates of Sampling (mo.yr.)	MCL Violation Y/N	Level Detected*	Range of Results	MCLG	MCL	Likely Source of Contamination
Fluoride (ppm)	02/03	N	0.12	NA	4	4	Erosion of natural deposits
Arsenic (ppb)	02/05	N	0.2	N/A	N/A	10	Erosion of natural deposits
Barium (ppm)	02/05	N	0.0076	N/A	2	2	Erosion of natural deposits
Chromium (ppb)	02/05	N	0.7	N/A	100	100	Erosion of natural deposits
Sodium (ppm)	02/05	N	5.3	N/A	N/A	160	Salt water intrusion leaching from soil
Synthetic Organic Contaminants							
Di(2-ethylhexyl)-phthalate (ppb)	02/05	N	1.9	N/A	0	6	Discharge from rubber and chemical factories

**Monitoring Violation (St. John's Utility):** As shown in the table, we had a detection of Di(2-ethylhexyl)phthalate. Because of this detection we were supposed to take quarterly samples for this contaminant which we failed to do. Samples have since been taken and the results will be on next years Consumer Confidence Report.

#### Holiday Haven System Results

Microbiological Contaminants						
Contaminant and Unit of Measurement	Dates of Sampling (mo.yr.)	MCL Violation Y/N	Highest Monthly Number of Positive Samples	MCLG	MCL	Likely Source of Contamination
Total Coliform	10/05	Y	2	0	1	Naturally present in the environment

**Violation:** We routinely monitor for the presence of drinking water contaminants. In October 2005, two of the eight samples were positive for total coliform bacteria. Coliforms are bacteria which are naturally present in the environment and are used as an indicator that other, potentially-harmful, bacteria may be present. Coliforms were found in more samples than allowed and this was a warning of potential problems. System flushing was done to improve disinfectant residual in the distribution system. The additional recheck samples were negative for total coliform bacteria.

TTHMs and Stage I Disinfectant/ Disinfection Byproduct (D/DBP) Parameters- *For Chlorine, Haloacetic Acids and TTHM the level detected is the highest annual average of the quarterly averages. Range of Results is the range of results (lowest to highest) at individual sampling sites.							
Contaminant and Unit of Measurement	Dates of Sampling (mo.yr.)	MCL Violation Y/N	Level Detected*	Range of Results	MCLG	MCL	Likely Source of Contamination
Chlorine (ppm)	2005	N	1.5	1.0-2.2	MRDLG =4	MRDL =4	Water additive used to control microbes
Haloacetic Acids (ppb)	10/04	N	33	NA	NA	60	Byproduct of drinking water disinfection
Total Trihalomethanes (ppb)	10/04	N	120 (a)	NA	NA	80	Byproduct of drinking water disinfection
(a) As shown in the table, the level detected is above the MCL for Trihalomethanes. This was not a violation since compliance is based on a running annual average using four quarters of data. Some people who drink water containing Trihalomethanes in excess of the MCL over many years may experience problems, with liver, kidneys, or central nervous systems, and may have an increased risk of getting cancer.							

Lead and Copper (Tap Water)- Holiday Haven							
Contaminant and Unit of Measurement	Dates of Sampling (mo.yr.)	AL Violation Y/N	90 <sup>th</sup> Percentile Result	No. of sites exceeding the AL	MCLG	AL (Action Level)	Likely Source of Contamination
Copper (ppm)	10/04	N	0.58 (b)	0	1.3	1.3	Corrosion of household plumbing
Lead (ppb)	10/04	N	3	0	0	15	Corrosion of household plumbing

(b) This CCR was revised with the correct Copper result. The previous CCR inadvertently listed a Copper result of 0.39 ppm and should have been 0.58 ppm. Both values are below the MCL.

**CCR Violation (Holiday Haven):** Last year, we inadvertently submitted an inadequate CCR. The results for lead and copper were incorrect and the source water protection language should have been updated. Due to an administrative oversight, we failed to deliver the Consumer Confidence information to the Florida DEP on time. We will take additional steps this year to ensure that our CCR is delivered on-time. There are no health effects associated with this violation.

MCLs are set at very stringent levels. To understand the possible health effects described for many regulated constituents, a person would have to drink 2 liters of water every day at the MCL level for 70 years to have a one-in-a-million chance of having the described health effect.

Our water systems are designed and operated to deliver water to our customers' plumbing systems that complies with state and federal drinking water standards. This water is disinfected using chlorine, but it is not necessarily sterile. Customers' plumbing, including treatment devices, might remove, introduce or increase contaminants in tap water. All customers, and in particular operators of facilities like hotels and institutions serving susceptible populations (like hospitals and nursing homes), should properly operate and maintain the plumbing systems in these facilities. You can obtain additional information from the EPA's Safe Drinking Water Hotline at (800) 426-4791.

Aqua Utilities Florida  
P.O. Box 490310  
Leesburg, FL 34749



### 2005 Annual Drinking Water Quality Report Imperial Terrace PWSID # 3350584

Este informe contiene información importante sobre la calidad de su agua de beber. Hable con alguien que lo entienda o llame al 877.WTR.AQUA (877.987.2782).

We're pleased to present to you this year's Annual Water Quality Report. This report is designed to inform you about the quality water and services we deliver to you every day. If you have any questions about this report or concerns about your water utility, please contact us at 1-800-250-7532 or visit us at [www.aquautilitiesflorida.com](http://www.aquautilitiesflorida.com).

Imperial Terrace obtains its water from a groundwater source, which comes from the Floridan Aquifer. The water is chlorinated for disinfection purposes. The Florida Department of Environmental Protection (DEP) performed a Source Water Assessment on our system. Information provided by this assessment indicated no potential sources of contamination near our wells. The assessment results are available on the DEP Source Water Assessment and Protection Program website at [www.dep.state.fl.us/swapp](http://www.dep.state.fl.us/swapp).

The sources of drinking water (both tap water and bottled water) include rivers, lakes, streams, ponds, reservoirs, springs, and wells. As water travels over the surface of the land or through the ground, it dissolves naturally occurring minerals and, in some cases, radioactive material, and can pick up substances resulting from the presence of animals or from human activity.

Contaminants that may be present in source water include:

- A) **Microbial contaminants**, such as viruses and bacteria, which may come from sewage treatment plants, septic systems, agricultural livestock operations, and wildlife.
- B) **Inorganic contaminants**, such as salts and metals, which can be naturally-occurring or result from urban stormwater runoff, industrial or domestic wastewater discharges, oil and gas production, mining, or farming.
- C) **Pesticides and herbicides**, which may come from a variety of sources such as agriculture, urban stormwater runoff, and residential uses.
- D) **Organic chemical contaminants**, including synthetic and volatile organic chemicals, which are by-products of industrial processes and petroleum production, and can also come from gas stations, urban stormwater runoff, and septic systems.
- E) **Radioactive contaminants**, which can be naturally occurring or result from oil and gas production and mining activities.

In order to ensure that tap water is safe to drink, the EPA prescribes regulations, which limit the amount of certain contaminants in water provided by public water systems. The Food and Drug Administration (FDA) regulations establish limits for contaminants in bottled water, which must provide the same protection for public health.

Drinking water, including bottled water, may reasonably be expected to contain at least small amounts of some contaminants. The presence of contaminants does not necessarily indicate that the water poses a health risk. More information about contaminants and potential health effects can be obtained by calling the Environmental Protection Agency's Safe Drinking Water Hotline at 1-800-426-4791.

Some people may be more vulnerable to contaminants in drinking water than the general population. Immuno-compromised persons such as persons with cancer undergoing chemotherapy, persons who have undergone organ transplants, people with HIV/AIDS or other immune system disorders, some elderly, and infants can be particularly at risk from infections. These people should seek advice about drinking water from their health care providers. EPA/CDC guidelines on appropriate means to lessen the risk of infection by *Cryptosporidium* and other microbiological contaminants are available from the SAFE DRINKING WATER HOTLINE (1-800-426-4791).

#### Terms and Abbreviations

**Action Level (AL):** The concentration of a contaminant that, if exceeded, triggers treatment or other requirements that a water system must follow.

**Maximum Contaminant Level or MCL:** The highest level of a contaminant that is allowed in drinking water. MCLs are set as close to the MCLGs as feasible using the best available treatment technology.

**Maximum Contaminant Level Goal or MCLG:** The level of a contaminant in drinking water below which there is no known or expected risk to health. MCLGs allow for a margin of safety.

**Maximum residual disinfectant level or MRDL:** The highest level of a disinfectant allowed in drinking water. There is convincing evidence that addition of a disinfectant is necessary for control of microbial contaminants.

**Maximum residual disinfectant level goal or MRDLG:** The level of drinking water disinfectant below which there is no known or expected risk to health. MRDLGs do not reflect the benefits of the use of disinfectants to control microbial contaminants.

**NA:** Not applicable      **ND:** means not detected and indicates that the substance was not found by laboratory analysis.

**Parts per million (ppm) or Milligrams per liter (mg/l):** one part by weight of analyte to 1 million parts by weight of the water sample.

**Parts per billion (ppb) or Micrograms per liter (µg/l):** one part by weight of analyte to 1 billion parts by weight of the water sample

**PicoCurie per liter (pCi/L):** measure of the radioactivity in water.

### 2005 ANNUAL DRINKING WATER QUALITY TEST RESULTS

Aqua Utilities Florida routinely monitors for contaminants in your drinking water according to Federal and State laws, rules, and regulations. Except where otherwise noted, this report is based on the results of our monitoring for the period of January 1 to December 31, 2005 for Imperial Terrace PWSID# 3350584. The Environmental Protection Agency (EPA) requires monitoring of over 80 drinking water contaminants. Those contaminants listed in the table below are the only contaminants detected in your drinking water.

\* Except as noted, results in the Level Detected column are the highest average at any sampling point or the highest single detected level at a sampling point, depending on sampling frequency.

Contaminant and Unit of Measurement	Dates of Sampling (mo./yr.)	MCL Violation Y/N	Level Detected*	Range of Results	MCLG	MCL	Likely Source of Contamination
<b>Radiological Contaminants</b>							
Alpha emitters (pCi/l)	02/03	N	1.7	NA	0	15	Erosion of natural deposits
Radium 226 + 228 or combined radium (pCi/l)	02/03	N	0.9	NA	0	5	Erosion of natural deposits

<b>Inorganic Contaminants</b>							
Barium (ppm)	04/03	N	0.011	NA	2	2	Erosion of natural deposits
Fluoride (ppm)	02/03	N	0.19	NA	4	4	Erosion of natural deposits
Nitrate (N as Nitrogen) (ppm)	02/05	N	0.01	NA	NA	10	Runoff from fertilizer use; leaching from septic tanks, sewage, erosion of natural deposits
Sodium (ppm)	04/03	N	7.1	NA	NA	160	Salt water intrusion, leaching from soil

**TTHMs and Stage 1 Disinfectant/ Disinfection Byproduct (D/DBP) Parameters** \*For Chlorine, Haloacetic Acids and TTHM the level detected is the highest annual average of the quarterly averages. Range of Results is the range of results (lowest to highest) at individual sampling sites.

Contaminant and Unit of Measurement	Dates of Sampling (mo./yr.)	MCL Violation Y/N	Level Detected*	Range of Results	MCLG/ MRDLG	MCL/ MRDL	Likely Source of Contamination
Chlorine (ppm)	2005	N	0.9	0.8-1.3	MRDLG =4	MRDL =4	Water additive used to control microbes
Haloacetic Acids (ppb)	10/04	N	5.6	NA	NA	60	Byproduct of drinking water disinfection
Total Trihalomethanes (ppb)	10/04	N	13	NA	NA	80	Byproduct of drinking water disinfection

<b>Lead and Copper (Tap Water)</b>							
Contaminant and Unit of Measurement	Dates of Sampling (mo./yr.)	AL Violation Y/N	90 <sup>th</sup> Percentile Result	No. of sites exceeding the AL	MCLG	AL (Action Level)	Likely Source of Contamination
Copper (ppm)	2005	N	0.14	0	1.3	1.3	Corrosion of household plumbing
Lead (ppb)	2005	N	4.4	0	0	15	Corrosion of household plumbing

MCLs are set at very stringent levels. To understand the possible health effects described for many regulated constituents, a person would have to drink 2 liters of water every day at the MCL level for 70 years to have a one-in-a-million chance of having the described health effect.

Our water systems are designed and operated to deliver water to our customers' plumbing systems that complies with state and federal drinking water standards. This water is disinfected using chlorine, but it is not necessarily sterile. Customers' plumbing, including treatment devices, might remove, introduce or increase contaminants in tap water. All customers, and in particular operators of facilities like hotels and institutions serving susceptible populations (like hospitals and nursing homes), should properly operate and maintain the plumbing systems in these facilities. You can obtain additional information from the EPA's Safe Drinking Water Hotline at (800) 426-4791.

Aqua Utilities Florida  
P.O. Box 490310  
Leesburg, FL 34749



**2005 Annual Drinking Water Quality Report  
Interlachen Lake Estates/ Park Manor PWS ID# 2540545**

Este informe contiene información importante sobre la calidad de su agua de beber. Hable con alguien que lo entienda o llame al 877.WTR.AQUA (877.967.2782).

We're pleased to present to you this year's Annual Water Quality Report. This report is designed to inform you about the quality water and services we deliver to you every day. If you have any questions about this report or concerns about your water utility, please contact us at 1-800-250-7532 or visit us at [www.aquautilitesflorida.com](http://www.aquautilitesflorida.com).

Interlachen Lake Estates obtains its water from a groundwater source, which comes from the Floridan Aquifer. The water is aerated and chlorinated for disinfection purposes. The Florida Department of Environmental Protection (DEP) performed a Source Water Assessment on our system. Information provided by this assessment indicated no potential sources of contamination near our wells. The assessment results are available on the DEP Source Water Assessment and Protection Program website at [www.dep.state.fl.us/swapp](http://www.dep.state.fl.us/swapp).

The sources of drinking water (both tap water and bottled water) include rivers, lakes, streams, ponds, reservoirs, springs, and wells. As water travels over the surface of the land or through the ground, it dissolves naturally occurring minerals and, in some cases, radioactive material, and can pick up substances resulting from the presence of animals or from human activity.

Contaminants that may be present in source water include:

- A) **Microbial contaminants**, such as viruses and bacteria, which may come from sewage treatment plants, septic systems, agricultural livestock operations, and wildlife.
- B) **Inorganic contaminants**, such as salts and metals, which can be naturally-occurring or result from urban stormwater runoff, industrial or domestic wastewater discharges, oil and gas production, mining, or farming.
- C) **Pesticides and herbicides**, which may come from a variety of sources such as agriculture, urban stormwater runoff, and residential uses.
- D) **Organic chemical contaminants**, including synthetic and volatile organic chemicals, which are by-products of industrial processes and petroleum production, and can also come from gas stations, urban stormwater runoff, and septic systems.
- E) **Radioactive contaminants**, which can be naturally occurring or result from oil and gas production and mining activities.

In order to ensure that tap water is safe to drink, the EPA prescribes regulations, which limit the amount of certain contaminants in water provided by public water systems. The Food and Drug Administration (FDA) regulations establish limits for contaminants in bottled water, which must provide the same protection for public health.

Drinking water, including bottled water, may reasonably be expected to contain at least small amounts of some contaminants. The presence of contaminants does not necessarily indicate that the water poses a health risk. More information about contaminants and potential health effects can be obtained by calling the Environmental Protection Agency's Safe Drinking Water Hotline at 1-800-426-4791.

#### Terms and Abbreviations

**Action Level (AL):** The concentration of a contaminant that, if exceeded, triggers treatment or other requirements that a water system must follow.

**Maximum Contaminant Level or MCL:** The highest level of a contaminant that is allowed in drinking water. MCLs are set as close to the MCLGs as feasible using the best available treatment technology.

**Maximum Contaminant Level Goal or MCLG:** The level of a contaminant in drinking water below which there is no known or expected risk to health. MCLGs allow for a margin of safety.

**Maximum residual disinfectant level or MRDL:** The highest level of a disinfectant allowed in drinking water. There is convincing evidence that addition of a disinfectant is necessary for control of microbial contaminants.

**Maximum residual disinfectant level goal or MRDLG:** The level of drinking water disinfectant below which there is no known or expected risk to health. MRDLGs do not reflect the benefits of the use of disinfectants to control microbial contaminants.

**N/A:** Not applicable

**ND:** means not detected and indicates that the substance was not found by laboratory analysis.

**Parts per million (ppm) or Milligrams per liter (mg/l):** one part by weight of analyte to 1 million parts by weight of the water sample.

**Parts per billion (ppb) or Micrograms per liter (µg/l):** one part by weight of analyte to 1 billion parts by weight of the water sample.

**Picocurie per liter (pCi/L):** measure of the radioactivity in water.

### 2005 ANNUAL DRINKING WATER QUALITY TEST RESULTS

Aqua Utilities Florida routinely monitors for contaminants in your drinking water according to Federal and State laws, rules, and regulations. Except where otherwise noted, this report is based on the results of our monitoring for the period of January 1 to December 31, 2005 for Interlachen Lake Estates/ Park Manor PWS ID# 2540545. The Environmental Protection Agency (EPA) requires monitoring of over 80 drinking water contaminants. Those contaminants listed in the table below are the only ones detected in your drinking water. The state allows us to monitor for some contaminants less than once per year because concentrations do not change frequently. Some of our data, though representative, are more than one year old.

\* Except as noted, results in the Level Detected column are the highest average at any sampling point or the highest single detected level at a sampling point, depending on sampling frequency.

Contaminant and Unit of Measurement	Dates of Sampling (mo./yr.)	MCL Violation Y/N	Level Detected*	Range of Results	MCLG	MCL	Likely Source of Contamination
<b>Radiological Contaminants</b>							
Radium 226 + 228 or combined radium (pCi/l)	03/03	N	0.3	NA	0	5	Erosion of natural deposits
<b>Inorganic Contaminants</b>							
Barium (ppm)	03/03	N	0.0038	NA	2	2	Erosion of natural deposits
Fluoride (ppm)	03/03	N	0.16	NA	4	4	Erosion of natural deposits
Nitrate (as Nitrogen) (ppm)	05/05	N	0.0073	NA	10	10	Runoff from fertilizer use; leaching from septic tanks, sewage, erosion of natural deposits
Sodium (ppm)	03/03	N	7.2	NA	NA	160	Salt water intrusion, leaching from soil

**THMs and Stage I Disinfectant/ Disinfection Byproduct (D/DBP) Parameters** \*For Chlorine, Haloacetic Acids and THM the level detected is the highest annual average of the quarterly averages. Range of Results is the range of results (lowest to highest) at individual sampling sites.

Chlorine (ppm)	2005	N	1.18	0.65-1.55	MRDLG =4	MRDL =4	Water additive used to control microbes
Haloacetic Acids (ppb)	10/04	N	15	NA	NA	60	Byproduct of drinking water disinfection
Total Trihalomethanes (ppb)	10/04	N	36	NA	NA	80	Byproduct of drinking water disinfection

#### Lead and Copper (Tap Water)


Contaminant and Unit of Measurement	Dates of Sampling (mo./yr.)	AL Violation Y/N	90 <sup>th</sup> Percentile Result	No. of sites exceeding the AL	MCLG	AL (Action Level)	Likely Source of Contamination
Copper (ppm)	2005	N	0.10	0	1.3	1.3	Corrosion of household plumbing
Lead (ppb)	2005	N	7	0	0	15	Corrosion of household plumbing

MCLs are set at very stringent levels. To understand the possible health effects described for many regulated constituents, a person would have to drink 2 liters of water every day at the MCL level for 70 years to have a one-in-a-million chance of having the described health effect.

Some people may be more vulnerable to contaminants in drinking water than the general population. Immuno-compromised persons such as persons with cancer undergoing chemotherapy, persons who have undergone organ transplants, people with HIV/AIDS or other immune system disorders, some elderly, and infants can be particularly at risk from infections. These people should seek advice about drinking water from their health care providers. EPA/CDC guidelines on appropriate means to lessen the risk of infection by *Cryptosporidium* and other microbiological contaminants are available from the SAFE DRINKING WATER HOTLINE (1-800-426-4791).

Our water systems are designed and operated to deliver water to our customers' plumbing systems that complies with state and federal drinking water standards. This water is disinfected using chlorine, but it is not necessarily sterile. Customers' plumbing, including treatment devices, might remove, introduce or increase contaminants in tap water. All customers, and in particular operators of facilities like hotels and institutions serving susceptible populations (like hospitals and nursing homes), should properly operate and maintain the plumbing systems in these facilities. You can obtain additional information from the EPA's Safe Drinking Water Hotline at (800) 426-4791.





Aqua Utilities Florida  
8374 Market St., #419  
Bradenton, FL 34202

### 2005 Annual Drinking Water Quality Report Jasmine Lakes, PWSID # 6512070

*Este informe contiene información importante sobre la calidad de su agua de beber. Hable con alguien que lo entienda o llame al 877.WTR.AQUA (877.987.2782).*

We're pleased to present to you this year's Annual Water Quality Report. This report is designed to inform you about the quality water and services we deliver to you every day. If you have any questions about this report or concerns about your water utility, please contact us at (800) 250-7532 or visit us at [www.aquautilitiesflorida.com](http://www.aquautilitiesflorida.com).

Jasmine Lakes water system obtains its water supply from four groundwater wells. Two of the wells are located on Oak Hill Drive and the other two are located on Hickory Hill Drive. They draw water from the Floridian Aquifer. The water is chlorinated for disinfection purposes and polyphosphate is added for corrosion control. Jasmine Lakes purchases water from Pasco County when additional water supply is needed. Pasco County obtains its water from groundwater wells and Tampa Bay water. The Florida Department of Environmental Protection (DEP) performed a Source Water Assessment on our system. Information provided by this assessment indicated no potential sources of contamination near our wells. The assessment results are available on the DEP Source Water Assessment and Protection Program website at [www.dep.state.fl.us/swapp](http://www.dep.state.fl.us/swapp).

The sources of drinking water (both tap water and bottled water) include rivers, lakes, streams, ponds, reservoirs, springs, and wells. As water travels over the surface of the land or through the ground, it dissolves naturally occurring minerals and, in some cases, radioactive material, and can pick up substances resulting from the presence of animals or from human activity.

Contaminants that may be present in source water include:

- A) **Microbial contaminants**, such as viruses and bacteria, which may come from sewage treatment plants, septic systems, agricultural livestock operations, and wildlife.
- B) **Inorganic contaminants**, such as salts and metals, which can be naturally-occurring or result from urban stormwater runoff, industrial or domestic wastewater discharges, oil and gas production, mining, or farming.
- C) **Pesticides and herbicides**, which may come from a variety of sources such as agriculture, urban stormwater runoff, and residential uses.
- D) **Organic chemical contaminants**, including synthetic and volatile organic chemicals, which are by-products of industrial processes and petroleum production, and can also, come from gas stations, urban stormwater runoff, and septic systems.
- E) **Radioactive contaminants**, which can be naturally occurring or result from oil and gas production and mining activities.

In order to ensure that tap water is safe to drink, the EPA prescribes regulations, which limit the amount of certain contaminants in water provided by public water systems. The Food and Drug Administration (FDA) regulations establish limits for contaminants in bottled water, which must provide the same protection for public health.

Drinking water, including bottled water, may reasonably be expected to contain at least small amounts of some contaminants. The presence of contaminants does not necessarily indicate that the water poses a health risk. More information about contaminants and potential health effects can be obtained by calling the Environmental Protection Agency's Safe Drinking Water Hotline at (800) 426-4791.

#### Terms and Abbreviations

**Action Level (AL):** The concentration of a contaminant that, if exceeded, triggers treatment or other requirements that a water system must follow.

**Maximum Contaminant Level or MCL:** The highest level of a contaminant that is allowed in drinking water. MCLs are set as close to the MCLGs as feasible using the best available treatment technology.

**Maximum Contaminant Level Goal or MCLG:** The level of a contaminant in drinking water below which there is no known or expected risk to health. MCLGs allow for a margin of safety.

**Maximum residual disinfectant level or MRDL:** The highest level of a disinfectant allowed in drinking water. There is convincing evidence that addition of a disinfectant is necessary for control of microbial contaminants.

**Maximum residual disinfectant level goal or MRDLG:** The level of drinking water disinfectant below which there is no known or expected risk to health. MRDLGs do not reflect the benefits of the use of disinfectants to control microbial contaminants.

**N/A:** Not applicable.

**ND:** means not detected and indicates that the substance was not found by laboratory analysis.

**Parts per million (ppm) or Milligrams per liter (mg/l):** one part by weight of analyte to 1 million parts by weight of the water sample.

**Parts per billion (ppb) or Micrograms per liter (µg/l):** one part by weight of analyte to 1 billion parts by weight of the water sample.

**Picocurie per liter (pCi/L):** measure of the radioactivity in water.

### 2005 ANNUAL DRINKING WATER QUALITY TEST RESULTS

Aqua Utilities Florida routinely monitors for contaminants in your drinking water according to Federal and State laws, rules, and regulations. Except where indicated otherwise, this report is based on the results of our monitoring for the period of January 1 to December 31, 2005 for Jasmine Lakes. - PWS ID # 6512070. The Environmental Protection Agency (EPA) requires monitoring of over 80 drinking water contaminants. Those contaminants listed in the table below are the only ones detected in your drinking water. The state allows us to monitor for some contaminants less than once per year because concentrations do not change frequently. Some of our data, though representative, are more than one year old.

Microbiological Contaminants- *For systems that collect fewer than 40 samples per month, the MCL for Total Coliform Bacteria is one positive sample per month.						
Contaminant and Unit of Measurement	Dates of Sampling (mo./yr.)	MCL Violation Y/N	Highest Monthly Number	MCLG	MCL	Likely Source of Contamination
Total Coliform Bacteria	3/05	Y	8	0	1	Naturally present in the environment

Violation: In March 2005, we exceeded the Total Coliform MCL. There were 8 positive samples out of a total of 34 samples taken. Coliforms are bacteria that are naturally present in the environment and are used as an indicator that other potentially-harmful bacteria may be present. Coliforms were found in more samples than allowed and this was a warning of potential problems.

Contaminant and Unit of Measurement	Date of Sample (mo./yr.)	MCL Violation Y/N	Level Detected	Range of Results	MCLG	MCL	Likely Source of Contamination
* Except as noted, results in the Level Detected column are the highest average at any sampling point or the highest single detected level at a sampling point, depending on sampling frequency.							
<b>Radiological Contaminants</b>							
Gross Alpha (pCi/L)	03/05	N	8.3	NA	0	15	Decay of natural and man-made deposits
Radium 226+ 228 (pCi/L)	03/05	N	3.5	NA	0	5	Erosion of natural deposits
<b>Inorganic Contaminants</b>							
Arsenic (ppb)	03/05	N	7.3 (a)	6.8- 7.3	N/A	10 (b)	Erosion of natural deposits
Barium (ppm)	03/05	N	0.015	0.014- 0.015	2	2	Erosion of natural deposits
Fluoride (ppm)	03/05	N	0.11	N/A	4	4	Erosion of natural deposits
Lead (point of entry)	03/05	N	1	N/A	N/A	15	Erosion of natural deposits; corrosion of plumbing
Nitrate (as Nitrogen) (ppm)	03/05	N	0.78	N/A	10	10	Runoff from fertilizer use; leaching from septic tanks, sewage; erosion of natural deposits
Nitrite (ppm)	03/05	N	0.1	0.079- 0.1	1	1	Erosion of natural deposits
Sodium (ppm)	03/05	N	100	N/A	N/A	160	Salt water intrusion, leaching from soil

- (a) While your drinking water meets USEPA's standard for arsenic, it does contain low levels of arsenic. USEPA's standard balances the current understanding of arsenic's possible health effects against the costs of removing arsenic from drinking water. USEPA continues to research the health effects of low levels of arsenic, which is a mineral known to cause cancer in humans at high concentrations and is linked to other health effects such as skin damage and circulatory problems.
- (b) This arsenic standard became effective January 23, 2006.

TTHMs and Stage I Disinfectant/ Disinfection By-Product (D/DBP) Parameters- *For Chlorine, Haloacetic Acids and TTHM the level detected is the highest annual average of the quarterly averages. Range of Results is the range of results (lowest to highest) at individual sampling sites.							
Contaminant and Unit of Measurement	Dates of Sampling (mo./yr.)	MCL Violation Y/N	Level Detected*	Range of Results	MCLG/ MRDLG	MCL/ MRDL	Likely Source of Contamination
Chloramines (ppm)	2005	N	1.2	0.9 - 1.4	MRDLG= 4	MRDL= 4	Water additive used to control microbes
Total Haloacetic Acids (ppb)	07/05	N	5.26	N/A	N/A	60	Byproduct of drinking water disinfection
TTHMs [Total Trihalo-methanes] (ppb)	2005	Y (c)	82.18	41.8 - 173	N/A	80	Byproduct of drinking water disinfection

- (c) **Violation:** As shown in the table, we exceeded the MCL for TTHMs [Total Trihalomethanes]. We have reviewed our operational practices and additional flushing valves have been installed. We will continue quarterly testing and will notify you of future results until compliance is achieved. Some people who drink water containing trihalomethanes in excess of the MCL over many years may experience problems with their liver, kidneys, or central nervous systems, and may have an increased risk of getting cancer.

Lead and Copper (Tap Water)							
Contaminant and Unit of Measurement	Dates of Sampling (mo./yr.)	AL Violation Y/N	90 <sup>th</sup> Percentile Result	No. of sites exceeding the AL	MCLG	AL (Action Level)	Likely Source of Contamination
Copper (ppm)	10/05	N	0.85	0 out of 20	1.3	1.3	Corrosion of household plumbing
Lead (ppb)	10/05	Y (d)	24	4 out of 20 (e)	0	15	Corrosion of household plumbing

- (d) **Action Level Violation:** We exceeded the action level for lead. Infants and children who drink water containing lead in excess of the action level over many years could experience delays in their physical or mental development. Children could have slight deficits in attention span and learning abilities. Adults who drink this water over many years could develop kidney problems or high blood pressure. As a result of this action level exceedance, we have reviewed our operational practices and additional flushing valves have been installed. In addition, we are using Aqua Mag as a sequestering agent.
- (e) Infants and young children are typically more vulnerable to lead in drinking water than the general population. It is possible that lead levels at your home may be higher than at other homes in the community as a result of materials used in your home's plumbing. If you are concerned about elevated lead levels in your home's water, you may wish to have your water tested and flush your tap for 30 seconds to 2 minutes before using tap water. Additional information is available from the Safe Drinking Water Hotline at (800) 426-4791.

West Pasco County							
Contaminant and Unit of Measurement	Date of Sample (mo./yr.)	MCL Violation Y/N	Level Detected	Range of Results	MCLG	MCL	Likely Source of Contamination
<b>Radiological Contaminants</b> - *Results in the Level Detected column for radiological contaminants, inorganic contaminants, synthetic organic contaminants including pesticides and herbicides, and volatile organic contaminants are the highest average at any of the sampling points or the highest detected level at any sampling point, depending on sampling frequency.							
Gross Alpha (pCi/L)	12/05	N	4.8	0- 4.8	0	15	Decay of natural and man-made deposits
Radium 226+228 (pCi/L)	3, 5, 7, 10, 12/05	N	2.7	0- 2.7	0	5	Erosion of natural deposits
<b>Inorganic Contaminants</b>							
Arsenic (ppb)	03/03	N	9.46 (f)	N/A	N/A	10 (g)	Erosion of natural deposits
Barium (ppm)	03/03	N	0.062	N/A	2	2	Erosion of natural deposits
Lead (ppb) point of entry	03/03	N	7.07	N/A	N/A	15	Erosion of natural deposits and corrosion of plumbing
Nickel (ppb)	03/03	N	3.62	N/A	N/A	100	Pollution from electroplating operations
Nitrate	03/05	N	7.1	ND- 7.1 (h)	10	10	Runoff from fertilizer use; leaching from septic tanks, sewage; erosion of natural deposits
Selenium (ppb)	03/05	N	4.4	ND- 4.4	50	50	Erosion of natural deposits
Sodium (ppm)	02/05	N	55	7.1- 55	N/A	160	Salt water intrusion leaching from soil
<b>Synthetic Organic Contaminants</b>							
Di(2-ethylhexyl) phthalate (ppb)	03/05	N	0.69	ND- 0.69	0	6	Discharge from rubber and chemical factories
Glyphosate (ppb)	03/05	N	8.2	ND- 8.2	700	700	Runoff from herbicide use

- (f) While your drinking water meets USEPA's standard for arsenic, it does contain low levels of arsenic. USEPA's standard balances the current understanding of arsenic's possible health effects against the costs of removing arsenic from drinking water. USEPA continues to research the health effects of low levels of arsenic, which is a mineral known to cause cancer in humans at high concentrations and is linked to other health effects such as skin damage and circulatory problems.
- (g) This arsenic standard became effective January 23, 2006.
- (h) Nitrate in drinking water at levels above 10 ppm is a health risk for infants of less than six months of age. High nitrate levels in drinking water can cause blue baby syndrome. Nitrate levels may rise quickly for short periods of time because of rainfall or agricultural activity. If you are caring for an infant you should ask advice from your health care provider.

MCLs are set at very stringent levels. To understand the possible health effects described for many regulated constituents, a person would have to drink 2 liters of water every day at the MCL level for 70 years to have a one-in-a-million chance of having the described health effect.

Some people may be more vulnerable to contaminants in drinking water than the general population. Immuno-compromised persons such as persons with cancer undergoing chemotherapy, persons who have undergone organ transplants, people with HIV/AIDS or other immune system disorders, some elderly, and infants can be particularly at risk from infections. These people should seek advice about drinking water from their health care providers. EPA/CDC guidelines on appropriate means to lessen the risk of infection by *Cryptosporidium* and other microbiological contaminants are available from the SAFE DRINKING WATER HOTLINE (800) 426-4791.

Our water systems are designed and operated to deliver water to our customers' plumbing systems that complies with state and federal drinking water standards. This water is disinfected using chlorine, but it is not necessarily sterile. Customers' plumbing, including treatment devices, might remove, introduce or increase contaminants in tap water. All customers, and in particular operators of facilities like hotels and institutions serving susceptible populations (like hospitals and nursing homes), should properly operate and maintain the plumbing systems in these facilities. You can obtain additional information from the EPA's Safe Drinking Water Hotline at (800) 426-4791.

Aqua Utilities Florida  
 P.O. Box 490310  
 Leesburg, FL 34749



### 2005 Annual Drinking Water Quality Report Jungle Den PWS ID # 3644127

Este informe contiene información importante sobre la calidad de su agua de beber. Hable con alguien que lo entienda o llame al 877.WTR.AQUA (877.987.2782).

We're pleased to present to you this year's Annual Water Quality Report. This report is designed to inform you about the quality water and services we deliver to you every day. If you have any questions about this report or concerns about your water utility, please contact us at 1-800-250-7532 or visit us at [www.aquautilitiesflorida.com](http://www.aquautilitiesflorida.com).

Jungle Den purchases its water through an interconnection with the St. John's River Utility (Astor Park) which uses groundwater from the Floridan Aquifer. The water treatment process includes aeration, iron removal, ortho-phosphate for corrosion control, and chlorination for disinfection purposes. The Florida Department of Environmental Protection (DEP) performed a Source Water Assessment on our system. Information provided by this assessment indicated that St. John's River Utility (Astor Park) is of moderate susceptibility to contamination. The assessment results are available on the DEP Source Water Assessment and Protection Program website at [www.dep.state.fl.us/swapp](http://www.dep.state.fl.us/swapp).

The sources of drinking water (both tap water and bottled water) include rivers, lakes, streams, ponds, reservoirs, springs, and wells. As water travels over the surface of the land or through the ground, it dissolves naturally occurring minerals and, in some cases, radioactive material, and can pick up substances resulting from the presence of animals or from human activity.

Contaminants that may be present in source water include:

- A) **Microbial contaminants**, such as viruses and bacteria, which may come from sewage treatment plants, septic systems, agricultural livestock operations, and wildlife.
- B) **Inorganic contaminants**, such as salts and metals, which can be naturally-occurring or result from urban stormwater runoff, industrial or domestic wastewater discharges, oil and gas production, mining, or farming.
- C) **Pesticides and herbicides**, which may come from a variety of sources such as agriculture, urban stormwater runoff, and residential uses.
- D) **Organic chemical contaminants**, including synthetic and volatile organic chemicals, which are by-products of industrial processes and petroleum production, and can also come from gas stations, urban stormwater runoff, and septic systems.
- E) **Radioactive contaminants**, which can be naturally occurring or result from oil and gas production and mining activities.

In order to ensure that tap water is safe to drink, the EPA prescribes regulations, which limit the amount of certain contaminants in water provided by public water systems. The Food and Drug Administration (FDA) regulations establish limits for contaminants in bottled water, which must provide the same protection for public health.

Drinking water, including bottled water, may reasonably be expected to contain at least small amounts of some contaminants. The presence of contaminants does not necessarily indicate that the water poses a health risk. More information about contaminants and potential health effects can be obtained by calling the Environmental Protection Agency's Safe Drinking Water Hotline at 1-800-426-4791.

#### Terms and Abbreviations

**Action Level (AL):** The concentration of a contaminant that, if exceeded, triggers treatment or other requirements that a water system must follow.

**Maximum Contaminant Level or MCL:** The highest level of a contaminant that is allowed in drinking water. MCLs are set as close to the MCLGs as feasible using the best available treatment technology.

**Maximum Contaminant Level Goal or MCLG:** The level of a contaminant in drinking water below which there is no known or expected risk to health. MCLGs allow for a margin of safety.

**Maximum residual disinfectant level or MRDL:** The highest level of a disinfectant allowed in drinking water. There is convincing evidence that addition of a disinfectant is necessary for control of microbial contaminants.

**Maximum residual disinfectant level goal or MRDLG:** The level of drinking water disinfectant below which there is no known or expected risk to health. MRDLGs do not reflect the benefits of the use of disinfectants to control microbial contaminants.

N/A: Not applicable.

ND: means not detected and indicates that the substance was not found by laboratory analysis.

**Parts per million (ppm) or Milligrams per liter (mg/l):** one part by weight of analyte to 1 million parts by weight of the water sample.

**Parts per billion (ppb) or Micrograms per liter (µg/l):** one part by weight of analyte to 1 billion parts by weight of the water sample.

**PicoCurie per liter (pCi/L):** measure of the radioactivity in water.

### 2005 ANNUAL DRINKING WATER QUALITY TEST RESULTS

Aqua Utilities Florida routinely monitors for contaminants in your drinking water according to Federal and State laws, rules, and regulations. Except where otherwise noted, this report is based on the results of our monitoring for the period of January 1 to December 31, 2005 for Jungle Den PWS ID # 3644127. The Environmental Protection Agency (EPA) requires monitoring of over 80 drinking water contaminants. The state allows us to monitor for some contaminants less than once per year because concentrations do not change frequently. Some of our data, though more than one year old, represents the most recent testing done in accordance with regulations.

St. John's River Utility- Astor Park							
Contaminant and Unit of Measurement	Date of Sample (mo./yr.)	MCL Violation Y/N	Level Detected	Range of Results	MCLG	MCL	Likely Source of Contamination
<b>Inorganic Contaminants</b>							
Arsenic (ppb)	02/05	N	0.2	N/A	N/A	10	Erosion of natural deposits
Barium (ppm)	02/05	N	0.0076	N/A	2	2	Erosion of natural deposits
Chromium (ppb)	02/05	N	0.7	N/A	100	100	Erosion of natural deposits
Sodium (ppm)	02/05	N	5.3	N/A	N/A	160	Salt water intrusion leaching from soil
<b>Synthetic Organic Contaminants</b>							
Di(2-ethylhexyl) phthalate (ppb)	02/05	N	1.9	N/A	0	6	Discharge from rubber and chemical factories
<b>TTHMs and Stage I Disinfectant/ Disinfection By-Product (D/DBP) Parameters</b>							
Haloacetic Acids (HAA5) (ppb)	3/05, 6/05, 9/05, 12/05	N	38.25	28- 54	N/A	60	Byproduct of drinking water disinfection
Total Trihalo-methanes (TTHM) (ppb)	3/05, 6/05, 9/05	N	42.79	39- 50	N/A	80	Byproduct of drinking water disinfection
<b>Jungle Den Results</b>							
Contaminant and Unit of Measurement	Date of Sample (mo./yr.)	MCL Violation Y/N	Level Detected	Range of Results	MRDLG	MRDL	Likely Source of Contamination
<b>TTHMs and Stage I Disinfectant/ Disinfection Byproduct (D/DBP) Parameters</b>							
Chlorine (ppm)	2005	N	1.5	0.6-2.6	4	4	Water additive used to control microbes
<b>Lead and Copper (Tap Water)- Jungle Den</b>							
Contaminant and Unit of Measurement	Dates of Sampling (mo./yr.)	AL Violation Y/N	90 <sup>th</sup> Percentile Result	No. of sites exceeding the AL	Ideal Goal (MCLG)	AL (Action Level)	Likely Source of Contamination
Copper (ppm)	10/04	N	0.6	0	1.3	1.3	Corrosion of household plumbing
Lead (ppb)	10/04	N	2.4	0	0	15	Corrosion of household plumbing

Some people may be more vulnerable to contaminants in drinking water than the general population. Immuno-compromised persons such as persons with cancer undergoing chemotherapy, persons who have undergone organ transplants, people with HIV/AIDS or other immune system disorders, some elderly, and infants can be particularly at risk from infections. These people should seek advice about drinking water from their health care providers. EPA/CDC guidelines on appropriate means to lessen the risk of infection by *Cryptosporidium* and other microbiological contaminants are available from the SAFE DRINKING WATER HOTLINE (1-800-426-4791).

MCLs are set at very stringent levels. To understand the possible health effects described for many regulated constituents, a person would have to drink 2 liters of water every day at the MCL level for 70 years to have a one-in-a-million chance of having the described health effect.

Our water systems are designed and operated to deliver water to our customers' plumbing systems that complies with state and federal drinking water standards. This water is disinfected using chlorine, but it is not necessarily sterile. Customers' plumbing, including treatment devices, might remove, introduce or increase contaminants in tap water. All customers, and in particular operators of facilities like hotels and institutions serving susceptible populations (like hospitals and nursing homes), should properly operate and maintain the plumbing systems in these facilities. You can obtain additional information from the EPA's Safe Drinking Water Hotline at (800) 426-4791.

Aqua Utilities Florida  
P.O. Box 490310  
Leesburg, FL 34749



### 2005 Annual Drinking Water Quality Report Kings Cove, PWSID # 3350655

*Este informe contiene información importante sobre la calidad de su agua de beber. Hable con alguien que lo entienda o llame al 877.WTR.AQUA (877.987.2782).*

We're pleased to present to you this year's Annual Water Quality Report. This report is designed to inform you about the quality water and services we deliver to you every day. If you have any questions about this report or concerns about your water utility, please contact us at (800) 250-7532 or visit us at [www.aquautilitiesflorida.com](http://www.aquautilitiesflorida.com).

Kings Cove obtains its water from a groundwater source, which comes from the Floridian Aquifer. The water is chlorinated for disinfection purposes. The Florida Department of Environmental Protection (DEP) performed a Source Water Assessment on our system. Information provided by this assessment indicated no potential sources of contamination near our wells. The assessment results are available on the DEP Source Water Assessment and Protection Program website at [www.dep.state.fl.us/swapp](http://www.dep.state.fl.us/swapp).

The sources of drinking water (both tap water and bottled water) include rivers, lakes, streams, ponds, reservoirs, springs, and wells. As water travels over the surface of the land or through the ground, it dissolves naturally occurring minerals and, in some cases, radioactive material, and can pick up substances resulting from the presence of animals or from human activity.

Contaminants that may be present in source water include:

- A) **Microbial contaminants**, such as viruses and bacteria, which may come from sewage treatment plants, septic systems, agricultural livestock operations, and wildlife.
- B) **Inorganic contaminants**, such as salts and metals, which can be naturally-occurring or result from urban stormwater runoff, industrial or domestic wastewater discharges, oil and gas production, mining, or farming.
- C) **Pesticides and herbicides**, which may come from a variety of sources such as agriculture, urban stormwater runoff, and residential uses.
- D) **Organic chemical contaminants**, including synthetic and volatile organic chemicals, which are by-products of industrial processes and petroleum production, and can also, come from gas stations, urban stormwater runoff, and septic systems.
- E) **Radioactive contaminants**, which can be naturally occurring or result from oil and gas production and mining activities.

In order to ensure that tap water is safe to drink, the EPA prescribes regulations, which limit the amount of certain contaminants in water provided by public water systems. The Food and Drug Administration (FDA) regulations establish limits for contaminants in bottled water, which must provide the same protection for public health.

Drinking water, including bottled water, may reasonably be expected to contain at least small amounts of some contaminants. The presence of contaminants does not necessarily indicate that the water poses a health risk. More information about contaminants and potential health effects can be obtained by calling the Environmental Protection Agency's Safe Drinking Water Hotline at (800) 426-4791.

#### Terms and Abbreviations

**Action Level (AL):** The concentration of a contaminant that, if exceeded, triggers treatment or other requirements that a water system must follow.

**Maximum Contaminant Level or MCL:** The highest level of a contaminant that is allowed in drinking water. MCLs are set as close to the MCLGs as feasible using the best available treatment technology.

**Maximum Contaminant Level Goal or MCLG:** The level of a contaminant in drinking water below which there is no known or expected risk to health. MCLGs allow for a margin of safety.

**Maximum residual disinfectant level or MRDL:** The highest level of a disinfectant allowed in drinking water. There is convincing evidence that addition of a disinfectant is necessary for control of microbial contaminants.

**Maximum residual disinfectant level goal or MRDLG:** The level of drinking water disinfectant below which there is no known or expected risk to health. MRDLGs do not reflect the benefits of the use of disinfectants to control microbial contaminants.

**N/A:** Not applicable

**ND:** means not detected and indicates that the substance was not found by laboratory analysis.

**Parts per million (ppm) or Milligrams per liter (mg/l):** one part by weight of analyte to 1 million parts by weight of the water sample.

**Parts per billion (ppb) or Micrograms per liter (µg/l):** one part by weight of analyte to 1 billion parts by weight of the water sample.

**PicoCurie per liter (pCi/L):** measure of the radioactivity in water.

### 2005 ANNUAL DRINKING WATER QUALITY TEST RESULTS

Aqua Utilities Florida routinely monitors for contaminants in your drinking water according to Federal and State laws, rules, and regulations. Except where indicated otherwise, this report is based on the results of our monitoring for the period of January 1 to December 31, 2005 for Kings Cove - PWS ID # 3350655. The Environmental Protection Agency (EPA) requires monitoring of over 80 drinking water contaminants. Those contaminants listed in the table below are the only contaminants detected in your drinking water.

\* Except as noted, results in the Level Detected column are the highest average at any sampling point or the highest single detected level at a sampling point, depending on sampling frequency.

Contaminant and Unit of Measurement	Dates of Sampling (mo./yr.)	MCL Violation Y/N	Level Detected*	Range of Results	MCLG	MCL	Likely Source of Contamination
<b>Radiological Contaminants</b>							
Radium 226 (pCi/l)	03/03	N	0.5	N/A	0	5	Erosion of natural deposits
<b>Inorganic Contaminants</b>							
Barium (ppm)	03/03	N	0.0088	N/A	2	2	Erosion of natural deposits
Fluoride (ppm)	03/03	N	0.12	N/A	4	4	Erosion of natural deposits
Lead (point of entry) (ppb)	03/03	N	0.5	N/A	N/A	15	Erosion of natural deposits; corrosion of plumbing
Sodium (ppm)	03/03	N	5.3	N/A	N/A	160	Salt water intrusion, leaching from soil

**TTHMs and Stage I Disinfectant/ Disinfection By-Product (D/DBP) Parameters** \*For Chlorine, Haloacetic Acids and TTHM the level detected is the highest annual average of the quarterly averages. Range of Results is the range of results (lowest to highest) at individual sampling sites.

Contaminant and Unit of Measurement	Dates of Sampling (mo./yr.)	MCL Violation Y/N	Level Detected*	Range of Results	MCLG/ MRDLG	MCL/ MRDL	Likely Source of Contamination
Chlorine (ppm)	2005	N	1.0	0.7-1.3	MRDLG =4	MRDL =4	Water additive used to control microbes
Total Haloacetic Acids (ppb)	07/04	N	ND	N/A	N/A	60	Byproduct of drinking water disinfection
TTHMs [Total Trihalomethanes] (ppb)	07/04	N	3.3	2.07-4.5	N/A	80	Byproduct of drinking water disinfection

#### Lead and Copper (Tap Water)

Contaminant and Unit of Measurement	Dates of Sampling (mo./yr.)	AL Violation Y/N	90 <sup>th</sup> Percentile Result	No. of sites exceeding the AL	MCLG	AL (Action Level)	Likely Source of Contamination
Copper (ppm)	2005	N	0.15	0	1.3	1.3	Corrosion of household plumbing
Lead (ppb)	2005	N	2.3	0	0	15	Corrosion of household plumbing

Some people may be more vulnerable to contaminants in drinking water than the general population. Immuno-compromised persons such as persons with cancer undergoing chemotherapy, persons who have undergone organ transplants, people with HIV/AIDS or other immune system disorders, some elderly, and infants can be particularly at risk from infections. These people should seek advice about drinking water from their health care providers. EPA/CDC guidelines on appropriate means to lessen the risk of infection by *Cryptosporidium* and other microbiological contaminants are available from the SAFE DRINKING WATER HOTLINE (800) 426-4791.

MCLs are set at very stringent levels. To understand the possible health effects described for many regulated constituents, a person would have to drink 2 liters of water every day at the MCL level for 70 years to have a one-in-a-million chance of having the described health effect.

Our water systems are designed and operated to deliver water to our customers' plumbing systems that complies with state and federal drinking water standards. This water is disinfected using chlorine, but it is not necessarily sterile. Customers' plumbing, including treatment devices, might remove, introduce or increase contaminants in tap water. All customers, and in particular operators of facilities like hotels and institutions serving susceptible populations (like hospitals and nursing homes), should properly operate and maintain the plumbing systems in these facilities. You can obtain additional information from the EPA's Safe Drinking Water Hotline at (800) 426-4791.

Aqua Utilities Florida  
P.O. Box 490310  
Leesburg, FL 34749



### 2005 Annual Drinking Water Quality Report Kingswood Manor PWS ID # 3054101

*Este informe contiene información importante sobre la calidad de su agua de beber. Hable con alguien que lo entienda o llame al 877.WTR.AQUA (877.987.2782).*

We're pleased to present to you this year's Annual Water Quality Report. This report is designed to inform you about the quality water and services we deliver to you every day. If you have any questions about this report or concerns about your water utility, please contact us at 1-800-250-7532 or visit us at [www.aquautilitiesflorida.com](http://www.aquautilitiesflorida.com).

Kingswood Manor purchases its water through an interconnection with Brevard County Utilities. The source of water is groundwater, which comes from the Floridan Aquifer. The water is softened by lime, chloraminated for disinfection, and a corrosion inhibitor is added. The Florida Department of Environmental Protection (DEP) performed a Source Water Assessment on our system. Information provided by this assessment indicated that Brevard County Utilities is of moderate susceptibility to contamination. The assessment results are available on the DEP Source Water Assessment and Protection Program website at [www.dep.state.fl.us/swapp](http://www.dep.state.fl.us/swapp).

The sources of drinking water (both tap water and bottled water) include rivers, lakes, streams, ponds, reservoirs, springs, and wells. As water travels over the surface of the land or through the ground, it dissolves naturally occurring minerals and, in some cases, radioactive material, and can pick up substances resulting from the presence of animals or from human activity.

Contaminants that may be present in source water include:

- A) **Microbial contaminants**, such as viruses and bacteria, which may come from sewage treatment plants, septic systems, agricultural livestock operations, and wildlife.
- B) **Inorganic contaminants**, such as salts and metals, which can be naturally-occurring or result from urban stormwater runoff, industrial or domestic wastewater discharges, oil and gas production, mining, or farming.
- C) **Pesticides and herbicides**, which may come from a variety of sources such as agriculture, urban stormwater runoff, and residential uses.
- D) **Organic chemical contaminants**, including synthetic and volatile organic chemicals, which are by-products of industrial processes and petroleum production, and can also come from gas stations, urban stormwater runoff, and septic systems.
- E) **Radioactive contaminants**, which can be naturally occurring or result from oil and gas production and mining activities.

In order to ensure that tap water is safe to drink, the EPA prescribes regulations, which limit the amount of certain contaminants in water provided by public water systems. The Food and Drug Administration (FDA) regulations establish limits for contaminants in bottled water, which must provide the same protection for public health.

Drinking water, including bottled water, may reasonably be expected to contain at least small amounts of some contaminants. The presence of contaminants does not necessarily indicate that the water poses a health risk. More information about contaminants and potential health effects can be obtained by calling the Environmental Protection Agency's Safe Drinking Water Hotline at 1-800-426-4791.

Some people may be more vulnerable to contaminants in drinking water than the general population. Immuno-compromised persons such as persons with cancer undergoing chemotherapy, persons who have undergone organ transplants, people with HIV/AIDS or other immune system disorders, some elderly, and infants can be particularly at risk from infections. These people should seek advice about drinking water from their health care providers. EPA/CDC guidelines on appropriate means to lessen the risk of infection by *Cryptosporidium* and other microbiological contaminants are available from the SAFE DRINKING WATER HOTLINE (1-800-426-4791).

#### Terms and Abbreviations

**Action Level (AL):** The concentration of a contaminant that, if exceeded, triggers treatment or other requirements that a water system must follow.  
**Maximum Contaminant Level or MCL:** The highest level of a contaminant that is allowed in drinking water. MCLs are set as close to the MCLGs as feasible using the best available treatment technology. MCLs are set at very stringent levels. To understand the possible health effects described for many regulated constituents, a person would have to drink 2 liters of water every day at the MCL level for 70 years to have a one-in-a-million chance of having the described health effect.

**Maximum Contaminant Level Goal or MCLG:** The level of a contaminant in drinking water below which there is no known or expected risk to health. MCLGs allow for a margin of safety.

**Maximum residual disinfectant level or MRDL:** The highest level of a disinfectant allowed in drinking water. There is convincing evidence that addition of a disinfectant is necessary for control of microbial contaminants.

**Maximum residual disinfectant level goal or MRDLG:** The level of drinking water disinfectant below which there is no known or expected risk to health. MRDLGs do not reflect the benefits of the use of disinfectants to control microbial contaminants.

**Million fibers per liter (MFL):** measure of the presence of asbestos fibers that are longer than 10 micrometers.

**NA:** Not applicable

**ND:** means not detected and indicates that the substance was not found by laboratory analysis.

**Parts per million (ppm) or Milligrams per liter (mg/l):** one part by weight of analyte to 1 million parts by weight of the water sample.

**Parts per billion (ppb) or Micrograms per liter (µg/l):** one part by weight of analyte to 1 billion parts by weight of the water sample.

**Picocurie per liter (pCi/L):** measure of the radioactivity in water.



### 2005 ANNUAL DRINKING WATER QUALITY TEST RESULTS

Aqua Utilities Florida routinely monitors for contaminants in your drinking water according to Federal and State laws, rules, and regulations. Except where indicated otherwise, this report is based on the results of our monitoring for the period of January 1 to December 31, 2005 for Kingswood Manor PWS ID # 3054101. The Environmental Protection Agency (EPA) requires monitoring of over 80 drinking water contaminants. Those contaminants listed in the table below are the only contaminants detected in your drinking water. The state allows us to monitor for some contaminants less than once per year because the concentrations of these contaminants do not change frequently. Some of our data, though representative, are more than one year old.

Microbiological Contaminants- Kingswood Manor System						
Contaminant	Dates of Sampling (mo./yr.)	MCL Violation Y/N	Highest Monthly Number Positive	MCLG	MCL	Likely Source of Contamination
Total Coliform Bacteria	09/05	N	1	0	>1	Naturally present in the environment

\* Except as noted, results in the Level Detected column are the highest average at any sampling point or the highest single detected level at a sampling point, depending on sampling frequency.

#### Radiological Contaminants- Brevard County System - Results in pCi/L

Contaminant and Unit of Measurement	Dates of Sampling (mo./yr.)	MCL Violation Y/N	Level Detected*	Range of Results	MCLG	MCL	Likely Source of Contamination
Alpha emitters	10/02	N	1.4	NA	0	15	Erosion of natural deposits
Radium 226 + 228 or combined radium	10/02	N	0.2	NA	0	5	Erosion of natural deposits

#### Inorganic Contaminants- Brevard County System

Asbestos (MFL)	10/02	N	0.8	NA	7	7	Decay of asbestos cement water mains; erosion of natural deposits
Arsenic (ppb)	06/05	N	1.2	NA	N/A	10	Erosion of natural deposits
Barium (ppm)	06/05	N	0.0026	NA	2	2	Erosion of natural deposits
Cyanide (ppb)	06/05	N	8.0	NA	200	200	Discharge from steel metal factories; discharge from plastic and fertilizer factories
Fluoride (ppm)	06/05	N	0.56	NA	4	4	Erosion of natural deposits
Lead (point of entry) (ppb)	06/05	N	0.9	NA	N/A	15	Erosion of natural deposits; corrosion of plumbing
Nitrate (as Nitrogen) (ppm)	06/05	N	0.10	NA	10	10	Runoff from fertilizer use; leaching from septic tanks, sewage; erosion of natural deposits
Nitrite (as Nitrogen) (ppm)	06/05	N	0.32	NA	1	1	
Selenium (ppb)	06/05	N	0.2	NA	50	50	Erosion of natural deposits
Sodium (ppm)	06/05	N	32.0	NA	NA	160	Salt water intrusion, leaching from soil

#### Disinfectants- Kingwood Manor System

Contaminant and Unit of Measurement	Year of Sampling	Violation Y/N	Level Detected	Range of Results	MRDLG	MRDL	Likely Source of Contamination
Chlorine (ppm)	2005	N	3.4	1.0- 4.0	4	4	Water additive used to control microbes

#### TTHMs and Stage I Disinfectant/ Disinfection Byproduct (D/DBP) Parameters- Brevard County System

For Chloramines, Haloacetic Acids and TTHM the level detected is the highest annual average of the quarterly averages. Range of Results is the range of results (lowest to highest) at individual sampling sites.

Contaminant and Unit of Measurement	Dates of Sampling (mo./yr.)	MCL Violation Y/N	Level Detected	Range of Results	MRDLG	MRDL	Likely Source of Contamination
Chloramines (ppm)	2005	N	3.2	1.0-4.0	4	4	Water additive used to control microbes
Total Haloacetic Acids (ppb)	08/05	N	17.6	NA	NA	60	Byproduct of drinking water disinfection
TTHMs [Total Trihalo-methanes] (ppb)	08/05	N	17	NA	NA	80	Byproduct of drinking water disinfection

#### Lead and Copper (Tap Water)- Kingswood Manor System

Contaminant and Unit of Measurement	Dates of Sampling (mo./yr.)	AL Violation Y/N	90 <sup>th</sup> Percentile Result	No. of sites exceeding the AL	MCLG	AL (Action Level)	Likely Source of Contamination
Copper (ppm)	2004	N	0.048	0	1.3	1.3	Corrosion of household plumbing
Lead (ppb)	2004	N	0.8	0	0	15	Corrosion of household plumbing

Violation: Last year, we inadvertently submitted an inadequate CCR. We included the 2003 nitrate and nitrite data instead of the 2004 data. The most current 2005 data is included in the inorganic contaminants table above. We also should have included TTHM and HAA data from our purchased water supplier, Brevard County- MIMS plant. We will take additional steps this year to ensure that our CCR is accurate. There are no health effects associated with this violation.

Our water systems are designed and operated to deliver water to our customers' plumbing systems that complies with state and federal drinking water standards. This water is disinfected using chlorine, but it is not necessarily sterile. Customers' plumbing, including treatment devices, might remove, introduce or increase contaminants in tap water. All customers, and in particular operators of facilities like hotels and institutions serving susceptible populations (like hospitals and nursing homes), should properly operate and maintain the plumbing systems in these facilities. You can obtain additional information from the EPA's Safe Drinking Water Hotline at (800) 426-4791.

Aqua Utilities Florida  
8374 Market St., #419  
Bradenton, FL 34202



### 2005 Annual Drinking Water Quality Report Lake Gibson Estates PWS ID# 6532347

*Este informe contiene información importante sobre la calidad de su agua de beber. Hable con alguien que lo entienda o llame al 877.WTR.AQUA (877.987.2782).*

We're pleased to present to you this year's Annual Water Quality Report. This report is designed to inform you about the quality water and services we deliver to you every day. If you have any questions about this report or concerns about your water utility, please contact us at 1-800-250-7532 or visit us at [www.aquautilitiesflorida.com](http://www.aquautilitiesflorida.com).

Lake Gibson Estates obtains its water from a groundwater source, which comes from the Floridian Aquifer. The water is chlorinated for disinfection purposes. The Florida Department of Environmental Protection (DEP) performed a Source Water Assessment on our system. Information provided by this assessment indicated no potential sources of contamination near our wells. The report is available at the DEP Source Water Assessment and Protection web site: <http://www.dep.state.fl.us/swapp>.

The sources of drinking water (both tap water and bottled water) include rivers, lakes, streams, ponds, reservoirs, springs, and wells. As water travels over the surface of the land or through the ground, it dissolves naturally occurring minerals and, in some cases, radioactive material, and can pick up substances resulting from the presence of animals or from human activity.

Contaminants that may be present in source water include:

- A) **Microbial contaminants**, such as viruses and bacteria, which may come from sewage treatment plants, septic systems, agricultural livestock operations, and wildlife.
- B) **Inorganic contaminants**, such as salts and metals, which can be naturally-occurring or result from urban storm water runoff, industrial or domestic wastewater discharges, oil and gas production, mining, or farming.
- C) **Pesticides and herbicides**, which may come from a variety of sources such as agriculture, urban storm water runoff, and residential uses.
- D) **Organic chemical contaminants**, including synthetic and volatile organic chemicals, which are by-products of industrial processes and petroleum production, and can also come from gas stations, urban storm water runoff, and septic systems.
- E) **Radioactive contaminants**, which can be naturally occurring or result from oil and gas production and mining activities.

In order to ensure that tap water is safe to drink, the EPA prescribes regulations, which limit the amount of certain contaminants in water provided by public water systems. The Food and Drug Administration (FDA) regulations establish limits for contaminants in bottled water, which must provide the same protection for public health.

Drinking water, including bottled water, may reasonably be expected to contain at least small amounts of some contaminants. The presence of contaminants does not necessarily indicate that the water poses a health risk. More information about contaminants and potential health effects can be obtained by calling the Environmental Protection Agency's Safe Drinking Water Hotline at 1-800-426-4791.

Some people may be more vulnerable to contaminants in drinking water than the general population. Immuno-compromised persons such as persons with cancer undergoing chemotherapy, persons who have undergone organ transplants, people with HIV/AIDS or other immune system disorders, some elderly, and infants can be particularly at risk from infections. These people should seek advice about drinking water from their health care providers. EPA/CDC guidelines on appropriate means to lessen the risk of infection by *Cryptosporidium* and other microbiological contaminants are available from the SAFE DRINKING WATER HOTLINE (1-800-426-4791).

#### Terms and Abbreviations

**Action Level (AL):** The concentration of a contaminant that, if exceeded, triggers treatment or other requirements that a water system must follow.

**Maximum Contaminant Level or MCL:** The highest level of a contaminant that is allowed in drinking water. MCLs are set as close to the MCLGs as feasible using the best available treatment technology. MCLs are set at very stringent levels. To understand the possible health effects described for many regulated constituents, a person would have to drink 2 liters of water every day at the MCL level for 70 years to have a one-in-a-million chance of having the described health effect.

**Maximum Contaminant Level Goal or MCLG:** The level of a contaminant in drinking water below which there is no known or expected risk to health. MCLGs allow for a margin of safety.

**Maximum residual disinfectant level or MRDL:** The highest level of a disinfectant allowed in drinking water. There is convincing evidence that addition of a disinfectant is necessary for control of microbial contaminants.

**Maximum residual disinfectant level goal or MRDLG:** The level of drinking water disinfectant below which there is no known or expected risk to health. MRDLGs do not reflect the benefits of the use of disinfectants to control microbial contaminants.

**NA:** means not applicable.

**ND:** means not detected and indicates that the substance was not found by laboratory analysis.

**Parts per million (ppm) or Milligrams per liter (mg/l):** one part by weight of analyte to 1 million parts by weight of the water sample.

**Parts per billion (ppb) or Micrograms per liter (µg/l):** one part by weight of analyte to 1 billion parts by weight of the water sample.

**PicoCurie per liter (pCi/L):** measure of the radioactivity in water.

## 2005 ANNUAL DRINKING WATER QUALITY TEST RESULTS

Aqua Utilities Florida routinely monitors for contaminants in your drinking water according to Federal and State laws, rules, and regulations. Except where indicated otherwise, this report is based on the results of our monitoring for the period of January 1 to December 31, 2005 for Lake Gibson Estates PWS ID# 6532347. The Environmental Protection Agency (EPA) requires monitoring of over 80 drinking water contaminants. Those contaminants listed in the table below are the only contaminants detected in your drinking water. The state allows us to monitor for some contaminants less than once per year because the concentrations of these contaminants do not change frequently. Some of our data, though representative, are more than one year old.

*Except as noted, results in the Level Detected column are the highest average at any sampling point or the highest single detected level at a sampling point, depending on sampling frequency.							
Contaminant and Unit of Measurement	Dates of Sampling (mo./yr.)	MCL Violation Y/N	Level Detected*	Range of Results	MCLG	MCL	Likely Source of Contamination
<b>Radiological Contaminants</b>							
Alpha emitters (pCi/l)	03/03	N	2.5	2.4- 2.5	0	15	Erosion of natural deposits
Radium 226+ 228 or combined radium (pCi/l)	03/03	N	1.0	0.2- 1.0	0	5	Erosion of natural deposits
<b>Inorganic Contaminants</b>							
Arsenic (ppb)	01/04-12/04	N	5.3 (a)	ND - 5.3	NA	10 (b)	Erosion of natural deposits
Barium (ppm)	01/04-12/04	N	0.029	0.0047-0.029	2	2	Erosion of natural deposits
Fluoride (ppm)	03/03	N	0.35	0.28- 0.35	4	4	Erosion of natural deposits
Lead (point of entry) (ppb)	01/04-12/04	N	2	ND - 2	NA	15	Erosion of natural deposits; corrosion of plumbing
Nitrate (as Nitrogen) (ppm)	08/05	N	0.88	0.87 -0.88	10	10	Runoff from fertilizer use; leaching from septic tanks, sewage, erosion of natural deposits
Sodium (ppm)	01/04-12/04	N	7.8	4.7- 7.8	NA	160	Salt water intrusion, leaching from soil

- (a) While your drinking water meets USEPA's standard for arsenic, it does contain low levels of arsenic. USEPA's standard balances the current understanding of arsenic's possible health effects against the costs of removing arsenic from drinking water. USEPA continues to research the health effects of low levels of arsenic, which is a mineral known to cause cancer in humans at high concentrations and is linked to other health effects such as skin damage and circulatory problems.
- (b) The arsenic MCL of 10 ppb became effective on January 23, 2006.

<b>TTHMs and Stage I Disinfectant/ Disinfection Byproduct (D/DBP) Parameters</b> - *For Chloramines, Haloacetic Acids and TTHM the level detected is the highest annual average of the quarterly averages. Range of Results is the range of results (lowest to highest) at individual sampling sites.							
Contaminant and Unit of Measurement	Dates of Sampling (mo./yr.)	MCL Violation Y/N	Level Detected*	Range of Results	MCLG or MRDLG	MCL or MRDL	Likely Source of Contamination
Chlorine (ppm)	2005	N	0.9	0.65 - 1.4	MRDLG= 4	MRDL= 4	Water additive used to control microbes
Total Haloacetic Acids (five) (HAA5) (ppb)	08/05	N	1.9	1.31 - 1.9	NA	MCL= 60	Byproduct of drinking water disinfection
TTHMs (Total Trihalomethanes) (ppb)	08/05	N	6.0	5.7 - 6.0	NA	MCL= 80	Byproduct of drinking water disinfection

<b>Lead and Copper (Tap Water)</b>							
Contaminant and Unit of Measurement	Dates of Sampling (mo./yr.)	AL Violation Y/N	90 <sup>th</sup> Percentile Result	No. of sites exceeding the AL	MCLG	AL (Action Level)	Likely Source of Contamination
Copper (ppm)	07/05	N	0.17	0	1.3	1.3	Corrosion of household plumbing
Lead (ppb)	07/05	N	1.4	0	0	15	Corrosion of household plumbing

Our water systems are designed and operated to deliver water to our customers' plumbing systems that complies with state and federal drinking water standards. This water is disinfected using chlorine, but it is not necessarily sterile. Customers' plumbing, including treatment devices, might remove, introduce or increase contaminants in tap water. All customers, and in particular operators of facilities like hotels and institutions serving susceptible populations (like hospitals and nursing homes), should properly operate and maintain the plumbing systems in these facilities. You can obtain additional information from the EPA's Safe Drinking Water Hotline at (800) 426-4791.

Aqua Utilities Florida  
8374 Market St., #419  
Bradenton, FL 34202



### 2005 Annual Drinking Water Quality Report Lake Josephine, PWSID # 6280162

*Este informe contiene información importante sobre la calidad de su agua de beber. Hable con alguien que lo entienda o llame al 877.WTR.AQUA (877.987.2782).*

We're pleased to present to you this year's Annual Water Quality Report. This report is designed to inform you about the quality water and services we deliver to you every day. If you have any questions about this report or concerns about your water utility, please contact us at (800) 250-7532 or visit us at [www.aquautilitiesflorida.com](http://www.aquautilitiesflorida.com).

Lake Josephine obtains its water supply from two groundwater wells that draw water from the Floridian Aquifer. The water is chlorinated for disinfection purposes and polyphosphate is added for corrosion control. A statewide source water assessment project is under way by the Florida Department of Environmental Protection (FDEP). This assessment will result in a "SOURCE WATER ASSESSMENT REPORT". These assessments will identify and assess any potential sources of contamination in the vicinity of your water supply. A Source Water Assessment for our system will be available by July 1, 2005 at the DEP Source Water Assessment and Protection Program web site: <http://www.dep.state.fl.us/swapp>.

The sources of drinking water (both tap water and bottled water) include rivers, lakes, streams, ponds, reservoirs, springs, and wells. As water travels over the surface of the land or through the ground, it dissolves naturally occurring minerals and, in some cases, radioactive material, and can pick up substances resulting from the presence of animals or from human activity.

Contaminants that may be present in source water include:

- A) **Microbial contaminants**, such as viruses and bacteria, which may come from sewage treatment plants, septic systems, agricultural livestock operations, and wildlife.
- B) **Inorganic contaminants**, such as salts and metals, which can be naturally-occurring or result from urban stormwater runoff, industrial or domestic wastewater discharges, oil and gas production, mining, or farming.
- C) **Pesticides and herbicides**, which may come from a variety of sources such as agriculture, urban stormwater runoff, and residential uses.
- D) **Organic chemical contaminants**, including synthetic and volatile organic chemicals, which are by-products of industrial processes and petroleum production, and can also, come from gas stations, urban stormwater runoff, and septic systems.
- E) **Radioactive contaminants**, which can be naturally occurring or result from oil and gas production and mining activities.

In order to ensure that tap water is safe to drink, the EPA prescribes regulations, which limit the amount of certain contaminants in water provided by public water systems. The Food and Drug Administration (FDA) regulations establish limits for contaminants in bottled water, which must provide the same protection for public health.

Drinking water, including bottled water, may reasonably be expected to contain at least small amounts of some contaminants. The presence of contaminants does not necessarily indicate that the water poses a health risk. More information about contaminants and potential health effects can be obtained by calling the Environmental Protection Agency's Safe Drinking Water Hotline at (800) 426-4791.

Some people may be more vulnerable to contaminants in drinking water than the general population. Immuno-compromised persons such as persons with cancer undergoing chemotherapy, persons who have undergone organ transplants, people with HIV/AIDS or other immune system disorders, some elderly, and infants can be particularly at risk from infections. These people should seek advice about drinking water from their health care providers. EPA/CDC guidelines on appropriate means to lessen the risk of infection by *Cryptosporidium* and other microbiological contaminants are available from the SAFE DRINKING WATER HOTLINE (800) 426-4791.

#### Terms and Abbreviations

**Action Level (AL):** The concentration of a contaminant that, if exceeded, triggers treatment or other requirements that a water system must follow.  
**Maximum Contaminant Level or MCL:** The highest level of a contaminant that is allowed in drinking water. MCLs are set as close to the MCLGs as feasible using the best available treatment technology.

**Maximum Contaminant Level Goal or MCLG:** The level of a contaminant in drinking water below which there is no known or expected risk to health. MCLGs allow for a margin of safety.

**Maximum residual disinfectant level or MRDL:** The highest level of a disinfectant allowed in drinking water. There is convincing evidence that addition of a disinfectant is necessary for control of microbial contaminants.

**Maximum residual disinfectant level goal or MRDLG:** The level of drinking water disinfectant below which there is no known or expected risk to health. MRDLGs do not reflect the benefits of the use of disinfectants to control microbial contaminants.

**N/A:** Not applicable.

**ND:** means not detected and indicates that the substance was not found by laboratory analysis.

**Parts per million (ppm) or Milligrams per liter (mg/l):** one part by weight of analyte to 1 million parts by weight of the water sample.

**Parts per billion (ppb) or Micrograms per liter (µg/l):** one part by weight of analyte to 1 billion parts by weight of the water sample.

**Picocurie per liter (pCi/L):** measure of the radioactivity in water.

## 2005 ANNUAL DRINKING WATER QUALITY TEST RESULTS

Aqua Utilities Florida routinely monitors for contaminants in your drinking water according to Federal and State laws, rules, and regulations. Except where indicated otherwise, this report is based on the results of our monitoring for the period of January 1 to December 31, 2005 for **Lake Josephine - PWS ID # 6280162**. The Environmental Protection Agency (EPA) requires monitoring of over 80 drinking water contaminants. Those contaminants listed in the table below are the only contaminants detected in your drinking water.

\* Except as noted, results in the Level Detected column are the highest average at any sampling point or the highest single detected level at a sampling point, depending on sampling frequency.

Contaminant and Unit of Measurement	Dates of Sampling (mo./yr.)	MCL Violation Y/N	Level Detected*	Range of Results	MCLG	MCL	Likely Source of Contamination
<b>Radiological Contaminants – Results in pCi/L.</b> The MCL for Uranium is 30 ug/L, which is equivalent to about 20.1 pCi/L.							
Gross Alpha	10/03	N	2.3	N/A	0	15	Erosion of natural deposits
Radium 226 or combined radium	10/03	N	0.7	N/A	0	5	Erosion of natural deposits
Uranium	7/03	N	2.3	N/A	0	30 ug/L	Erosion of natural deposits
<b>Inorganic Contaminants</b>							
Barium (ppm)	10/03	N	0.16	N/A	2	2	Erosion of natural deposits
Fluoride (ppm)	10/03	N	0.21	N/A	4	4	Erosion of natural deposits
Nickel (ppb)	10/03	N	20	N/A	N/A	100	Natural occurrence in soil
Nitrate (as Nitrogen) (ppm)	04/05	N	0.03	N/A	10	10	Runoff from fertilizer use; leaching from septic tanks, sewage; erosion of natural deposits
Sodium (ppm)	10/03	N	6.4	N/A	N/A	160	Salt water intrusion, leaching from soil

**TTHMs and Stage I Disinfectant/ Disinfection By-Product (D/DBP) Parameters** - \*For Chlorine, Haloacetic Acids and TTHM the level detected is the highest annual average of the quarterly averages. Range of Results is the range of results (lowest to highest) at individual sampling sites.

Contaminant and Unit of Measurement	Dates of Sampling (mo./yr.)	MCL Violation Y/N	Level Detected*	Range of Results	MCLG/ MRDLG	MCL/ MRDL	Likely Source of Contamination
Chlorine (ppm)	2005	N	1.7	0.9 – 2.75	MRDLG =4	MRDL =4	Water additive used to control microbes
TTHMs [Total Trihalomethanes] (ppb)	12/05	N	61	N/A	N/A	80	Byproduct of drinking water disinfection
Haloacetic Acids [HAA5] (ppb)	12/05	N	32	N/A	N/A	60	Byproduct of drinking water disinfection

**Lead and Copper (Tap Water)**

Contaminant and Unit of Measurement	Dates of Sampling (mo./yr.)	AL Violation Y/N	90 <sup>th</sup> Percentile Result	No. of sites exceeding the AL	MCLG	AL (Action Level)	Likely Source of Contamination
Copper (ppm)	09/05	N	0.17	0	1.3	1.3	Corrosion of household plumbing
Lead (ppb)	09/05	N	2	0	0	15	Corrosion of household plumbing

**Monitoring Violation:** In 2005, we failed to monitor as required for the following contaminants: Total Trihalomethanes and Haloacetic Acids. The lead and copper results were reported late. These monitoring violations were cited by the Department of Environmental Protection (DEP) and resulted in an enforcement case. The case was resolved through a Consent Order with the DEP which requires that the above monitoring be completed in 2006. There were no known health affects from these monitoring violations.

MCLs are set at very stringent levels. To understand the possible health effects described for many regulated constituents, a person would have to drink 2 liters of water every day at the MCL level for 70 years to have a one-in-a-million chance of having the described health effect.

Our water systems are designed and operated to deliver water to our customers' plumbing systems that complies with state and federal drinking water standards. This water is disinfected using chlorine, but it is not necessarily sterile. Customers' plumbing, including treatment devices, might remove, introduce or increase contaminants in tap water. All customers, and in particular operators of facilities like hotels and institutions serving susceptible populations (like hospitals and nursing homes), should properly operate and maintain the plumbing systems in these facilities. You can obtain additional information from the EPA's Safe Drinking Water Hotline at (800) 426-4791.

Aqua Utilities Florida  
 P.O. Box 490310  
 Leesburg, FL 34749



### 2005 Annual Drinking Water Quality Report Lake Osborne Estates PWSID # 4500768

*Este informe contiene información importante sobre la calidad de su agua de beber. Hable con alguien que lo entienda o llame al (888) 370-6527.*

We're pleased to present to you this year's Annual Water Quality Report. This report is designed to inform you about the quality water and services we deliver to you every day. If you have any questions about this report or concerns about your water utility, please contact us at (800) 250-7532 or visit us at [www.aquautilitiesflorida.com](http://www.aquautilitiesflorida.com).

The Lake Osborne Estates obtains its water from the City of Lake Worth, which maintains 15 groundwater wells draw water from the Surficial aquifer. The wells are installed to a depth of 200 to 300 feet through limestone formations along the costal ridge. All 15 wells are within a half mile area of the treatment plant. The water is treated utilizing a lime softening/filtration process to reduce water hardness by removing excess calcium. This process produces water that is non-corrosive. The Florida Department of Environmental Protection (DEP) performed a Source Water Assessment on our system. Information provided by this assessment indicated that our Water System is of high susceptibility to contamination. This does not mean that your water is contaminated. Your water is described in this water quality report. The assessment results are available on the DEP Source Water Assessment and Protection Program website at [www.dep.state.fl.us/swapp](http://www.dep.state.fl.us/swapp).

The sources of drinking water (both tap water and bottled water) include rivers, lakes, streams, ponds, reservoirs, springs, and wells. As water travels over the surface of the land or through the ground, it dissolves naturally occurring minerals and, in some cases, radioactive material, and can pick up substances resulting from the presence of animals or from human activity.

Contaminants that may be present in source water include:

- A) **Microbial contaminants**, such as viruses and bacteria, which may come from sewage treatment plants, septic systems, agricultural livestock operations, and wildlife.
- B) **Inorganic contaminants**, such as salts and metals, which can be naturally-occurring or result from urban stormwater runoff, industrial or domestic wastewater discharges, oil and gas production, mining, or farming.
- C) **Pesticides and herbicides**, which may come from a variety of sources such as agriculture, urban stormwater runoff, and residential uses.
- D) **Organic chemical contaminants**, including synthetic and volatile organic chemicals, which are by-products of industrial processes and petroleum production, and can also, come from gas stations, urban stormwater runoff, and septic systems.
- E) **Radioactive contaminants**, which can be naturally occurring or be the result of oil and gas production and mining activities.

In order to ensure that tap water is safe to drink, the EPA prescribes regulations, which limit the amount of certain contaminants in water provided by public water systems. The Food and Drug Administration (FDA) regulations establish limits for contaminants in bottled water, which must provide the same protection for public health.

Drinking water, including bottled water, may reasonably be expected to contain at least small amounts of some contaminants. The presence of contaminants does not necessarily indicate that the water poses a health risk. More information about contaminants and potential health effects can be obtained by calling the Environmental Protection Agency's Safe Drinking Water Hotline at (800) 426-4791.

#### Terms and Abbreviations:

**Action Level (AL):** The concentration of a contaminant that, if exceeded, triggers treatment or other requirements that a water system must follow.  
**Maximum Contaminant Level or MCL:** The highest level of a contaminant that is allowed in drinking water. MCLs are set as close to the MCLGs as feasible using the best available treatment technology.  
**Maximum Contaminant Level Goal or MCLG:** The level of a contaminant in drinking water below which there is no known or expected risk to health. MCLGs allow for a margin of safety.  
**Maximum residual disinfectant level or MRDL:** The highest level of a disinfectant allowed in drinking water. There is convincing evidence that addition of a disinfectant is necessary for control of microbial contaminants.  
**Maximum residual disinfectant level goal or MRDLG:** The level of drinking water disinfectant below which there is no known or expected risk to health. MRDLGs do not reflect the benefits of the use of disinfectants to control microbial contaminants.  
**N/A:** Not applicable.  
**ND:** means not detected and indicates that the substance was not found by laboratory analysis.  
**Parts per million (ppm) or Milligrams per liter (mg/l):** one part by weight of analyte to 1 million parts by weight of the water sample.  
**Parts per billion (ppb) or Micrograms per liter (µg/l):** one part by weight of analyte to 1 billion parts by weight of the water sample.  
**Picocurie per liter (pCi/L):** measure of the radioactivity in water.  
**Action Level (AL):** The concentration of a contaminant that, if exceeded, triggers treatment or other requirements that a water system must follow.

## 2005 ANNUAL DRINKING WATER QUALITY TEST RESULTS

Aqua Utilities Florida routinely monitors for contaminants in your drinking water according to Federal and State laws, rules, and regulations. Except where indicated otherwise, this report is based on the results of our monitoring for the period of January 1 to December 31, 2005 for **Lake Osborne Estates - PWS ID # 4500768**. The Environmental Protection Agency (EPA) requires monitoring of over 80 drinking water contaminants. Those contaminants listed in the table below are the only contaminants detected in your drinking water. The state allows us to monitor for some contaminants less than once per year because the concentrations of these contaminants do not change frequently. Some of our data, though representative, are more than one year old.

\* Except as noted, results in the Level Detected column are the highest average at any sampling point or the highest single detected level at a sampling point, depending on sampling frequency.

Contaminant and Unit of Measurement	Dates of Sampling (mo./yr.)	MCL Violation Y/N	Level Detected*	Range of Results	MCLG	MCL	Likely Source of Contamination
<b>Radiological Contaminants</b>							
Alpha emitters (pCi/l)	01/05	N	2	N/A	0	15	Erosion of natural deposits
Radium 226 (pCi/l)	09/03	N	0.3	N/A	0	5	Erosion of natural deposits
Radium 228 (pCi/l)	09/03	N	0.5	N/A	0	5	Erosion of natural deposits
<b>Inorganic Contaminants</b>							
Nitrate (as Nitrogen) (ppm)	01/05	N	0.028	N/A	10	10	Runoff from fertilizer use; leaching from septic tanks, sewage; erosion of natural deposits
Nitrite (as Nitrogen) (ppm)	01/05	N	0.046	N/A	1	1	
Sodium (ppm)	01/05	N	22	N/A	N/A	160	Salt water intrusion, leaching from soil

**TTHMs and Stage 1 Disinfectant/ Disinfection Byproduct (D/DBP) Parameters-** \*For Chloramines, Haloacetic Acids and TTHM the level detected is the highest annual average of the quarterly averages. Range of Results is the range of results (lowest to highest) at individual sampling sites.

Contaminant and Unit of Measurement	Dates of Sampling (mo./yr.)	MCL Violation Y/N	Level Detected*	Range of Results	MCLG/ MRDLG	MCL/ MRDL	Likely Source of Contamination
Chloramine (ppm)	2005	N	3.58	0.5- 5.5	MRDLG =4	MRDL =4	Water additive used to control microbes
Haloacetic Acids (ppb)	2005	N	23.4	14.5- 53.6	N/A	60	Byproduct of drinking water disinfection
TTHMs (Total Trihalomethanes) (ppb)	2005	N	11.9	6.5- 22.2	N/A	80	Byproduct of drinking water disinfection

### Lead and Copper (Tap Water)

Contaminant and Unit of Measurement	Dates of Sampling (mo./yr.)	AL Violation Y/N	90 <sup>th</sup> Percentile Result	No. of sites exceeding the AL	MCLG	AL (Action level)	Likely Source of Contamination
Copper (ppm)	08/03	N	0.042	0	1.3	1.3	Corrosion of household plumbing
Lead (ppb)	08/03	N	0.5	0	0	15	Corrosion of household plumbing

### Secondary Contaminants

Contaminant and Unit of Measurement	Dates of Sampling (mo./yr.)	MCL Violation Y/N	Highest Result	Range of Results	MCLG	MCL	Likely Source of Contamination
Color (color units)	1/05	Y	18	N/A	N/A	15	Naturally occurring organics

Color Violation- We exceeded the MCL for color. There are no serious health concerns associated with these results.

Some people may be more vulnerable to contaminants in drinking water than the general population. Immuno-compromised persons such as persons with cancer undergoing chemotherapy, persons who have undergone organ transplants, people with HIV/AIDS or other immune system disorders, some elderly, and infants can be particularly at risk from infections. These people should seek advice about drinking water from their health care providers. EPA/CDC guidelines on appropriate means to lessen the risk of infection by *Cryptosporidium* and other microbiological contaminants are available from the SAFE DRINKING WATER HOTLINE (800) 426-4791.

MCLs are set at very stringent levels. To understand the possible health effects described for many regulated constituents, a person would have to drink 2 liters of water every day at the MCL level for 70 years to have a one-in-a-million chance of having the described health effect.

Our water systems are designed and operated to deliver water to our customers' plumbing systems that complies with state and federal drinking water standards. This water is disinfected using chlorine, but it is not necessarily sterile. Customers' plumbing, including treatment devices, might remove, introduce or increase contaminants in tap water. All customers, and in particular operators of facilities like hotels and institutions serving susceptible populations (like hospitals and nursing homes), should properly operate and maintain the plumbing systems in these facilities. You can obtain additional information from the EPA's Safe Drinking Water Hotline at (800) 426-4791.

Aqua Utilities Florida  
8374 Market St., #419  
Bradenton, FL 34202



### 2005 Annual Drinking Water Quality Report Covered Bridge/ Leisure Lakes PWS ID # 6280064

*Este informe contiene información importante sobre la calidad de su agua de beber. Hable con alguien que lo entienda o llame al 877.WTR.AQUA (877.987.2782).*

We're pleased to present to you this year's Annual Water Quality Report. This report is designed to inform you about the quality water and services we deliver to you every day. If you have any questions about this report or concerns about your water utility, please contact us at 1-800-250-7532 or visit us at [www.aquautilitiesflorida.com](http://www.aquautilitiesflorida.com).

Covered Bridge/ Leisure Lakes obtain its water from a groundwater source, which comes from the Floridian Aquifer. The water is aerated and chlorinated for disinfection purposes. The Florida Department of Environmental Protection (DEP) performed a Source Water Assessment on our system. Information provided by this assessment indicated that Covered Bridge/ Leisure Lakes Water System is of low susceptibility to contamination. The assessment results are available on the DEP Source Water Assessment and Protection Program website at [www.dep.state.fl.us/swapp](http://www.dep.state.fl.us/swapp).

The sources of drinking water (both tap water and bottled water) include rivers, lakes, streams, ponds, reservoirs, springs, and wells. As water travels over the surface of the land or through the ground, it dissolves naturally occurring minerals and, in some cases, radioactive material, and can pick up substances resulting from the presence of animals or from human activity.

Contaminants that may be present in source water include:

- A) **Microbial contaminants**, such as viruses and bacteria, which may come from sewage treatment plants, septic systems, agricultural livestock operations, and wildlife.
- B) **Inorganic contaminants**, such as salts and metals, which can be naturally-occurring or result from urban storm water runoff, industrial or domestic wastewater discharges, oil and gas production, mining, or farming.
- C) **Pesticides and herbicides**, which may come from a variety of sources such as agriculture, urban storm water runoff, and residential uses.
- D) **Organic chemical contaminants**, including synthetic and volatile organic chemicals, which are by-products of industrial processes and petroleum production, and can also come from gas stations, urban storm water runoff, and septic systems.
- E) **Radioactive contaminants**, which can be naturally occurring or result from oil and gas production and mining activities.

In order to ensure that tap water is safe to drink, the EPA prescribes regulations, which limit the amount of certain contaminants in water provided by public water systems. The Food and Drug Administration (FDA) regulations establish limits for contaminants in bottled water, which must provide the same protection for public health.

Drinking water, including bottled water, may reasonably be expected to contain at least small amounts of some contaminants. The presence of contaminants does not necessarily indicate that the water poses a health risk. More information about contaminants and potential health effects can be obtained by calling the Environmental Protection Agency's Safe Drinking Water Hotline at 1-800-426-4791.

Some people may be more vulnerable to contaminants in drinking water than the general population. Immuno-compromised persons such as persons with cancer undergoing chemotherapy, persons who have undergone organ transplants, people with HIV/AIDS or other immune system disorders, some elderly, and infants can be particularly at risk from infections. These people should seek advice about drinking water from their health care providers. EPA/CDC guidelines on appropriate means to lessen the risk of infection by *Cryptosporidium* and other microbiological contaminants are available from the SAFE DRINKING WATER HOTLINE (1-800-426-4791).

#### Terms and Abbreviations

**Action Level (AL):** The concentration of a contaminant that, if exceeded, triggers treatment or other requirements that a water system must follow.

**Maximum Contaminant Level or MCL:** The highest level of a contaminant that is allowed in drinking water. MCLs are set as close to the MCLGs as feasible using the best available treatment technology.

**Maximum Contaminant Level Goal or MCLG:** The level of a contaminant in drinking water below which there is no known or expected risk to health. MCLGs allow for a margin of safety.

**Maximum residual disinfectant level or MRDL:** The highest level of a disinfectant allowed in drinking water. There is convincing evidence that addition of a disinfectant is necessary for control of microbial contaminants.

**Maximum residual disinfectant level goal or MRDLG:** The level of drinking water disinfectant below which there is no known or expected risk to health. MRDLGs do not reflect the benefits of the use of disinfectants to control microbial contaminants.

**NA:** Not applicable.

**ND:** Not detected and indicates that the substance was not found by laboratory analysis.

**Parts per million (ppm) or Milligrams per liter (mg/l):** one part by weight of analyte to 1 million parts by weight of the water sample.

**Parts per billion (ppb) or Micrograms per liter (µg/l):** one part by weight of analyte to 1 billion parts by weight of the water sample.

**Picocurie per liter (pCi/L):** - measure of the radioactivity in water.



### 2005 ANNUAL DRINKING WATER QUALITY TEST RESULTS

Aqua Utilities Florida routinely monitors for contaminants in your drinking water according to Federal and State laws, rules, and regulations. Except where indicated otherwise, this report is based on the results of our monitoring for the period of January 1 to December 31, 2005 for **Covered Bridge/ Leisure Lakes PWS ID # 6280064**. The Environmental Protection Agency (EPA) requires monitoring of over 80 drinking water contaminants. Those contaminants listed in the table below are the only contaminants detected in your drinking water. The state allows us to monitor for some contaminants less than once per year because the concentrations of these contaminants do not change frequently. Some of our data, though representative, are more than one year old.

* Except as noted, results in the Level Detected column are the highest average at any sampling point or the highest single detected level at a sampling point, depending on sampling frequency.							
Contaminant and Unit of Measurement	Dates of Sampling (mo.yr.)	MCL Violation Y/N	Level Detected*	Range of Results	MCLG	MCL	Likely Source of Contamination
<b>Radiological Contaminants – Results in pCi/L</b>							
Alpha emitters	02, 03/03	N	4.2	2.9- 4.2	0	15	Erosion of natural deposits
Radium 226 or combined radium	02, 03/03	N	1.6	1.4- 1.6	0	5	Erosion of natural deposits
<b>Inorganic Contaminants</b>							
Arsenic (ppb)	02/03	N	6.3 (a)	NA	NA	10 (a)	Erosion of natural deposits; runoff from orchards; runoff from glass and electronics production wastes
Barium (ppm)	02/03	N	0.12	NA	2	2	Erosion of natural deposits
Fluoride (ppm)	02/03	N	0.15	NA	4	4	Erosion of natural deposits
Nitrate (as Nitrogen) (ppm)	08/05	N	0.05	NA	10	10	Runoff from fertilizer use; leaching from septic tanks, sewage; erosion of natural deposits
Sodium (ppm)	02/03	N	8.1	NA	NA	160	Salt water intrusion, leaching from soil
<b>Synthetic Organic Contaminants</b>							
Di(2-ethyl-hexyl)phthalate (ppb)	2003	N	5.9	ND- 5.9	0	6	Rubber and plastics

(a) **Arsenic:** While your drinking water meets USEPA's standard for Arsenic, it does contain low levels of arsenic. USEPA's standard balances the current understanding of arsenic's possible health effects against the cost of removing arsenic from drinking water. USEPA continues to research the health effects of low levels of arsenic, which is a mineral known to cause cancer in humans at high concentrations and is linked to other health effects such as skin damage and circulatory problems. The arsenic MCL became effective on January 23, 2006.

TTHMs and Stage I Disinfectant/ Disinfection Byproduct (D/DBP) Parameters							
Contaminant and Unit of Measurement	Dates of Sampling (mo.yr.)	MCL Violation Y/N	Level Detected*	Range of Results	MCLG or MRDLG	MCL or MRDL	Likely Source of Contamination
Chloramines (ppm)	2005	N	0.7	0.54 – 1.34	MRDLG= 4	MRDL= 4	Water additive used to control microbes
Haloacetic Acids (ppb)	07/05	N	27.5	NA	NA	MCL=60	Byproduct of drinking water disinfection
Total Trihalomethanes (ppb)	07/05	N	32.7	NA	NA	MCL=80	Byproduct of drinking water disinfection

On November 14, 2005 Leisure Lakes/Covered Bridge experienced a system wide water outage due to a water main break. The isolation valves that are required to be maintained either did not function, or were not used to isolate the water main break. This maintenance violation resulted in an enforcement case with the Department of Environmental Protection (DEP). The case was resolved when we began an isolation valve exercising program and signed a Consent Order with the DEP on December 21, 2005. There were no adverse health effects from this violation.

MCLs are set at very stringent levels. To understand the possible health effects described for many regulated constituents, a person would have to drink 2 liters of water every day at the MCL level for 70 years to have a one-in-a-million chance of having the described health effect.

Our water systems are designed and operated to deliver water to our customers' plumbing systems that complies with state and federal drinking water standards. This water is disinfected using chlorine, but it is not necessarily sterile. Customers' plumbing, including treatment devices, might remove, introduce or increase contaminants in tap water. All customers, and in particular operators of facilities like hotels and institutions serving susceptible populations (like hospitals and nursing homes), should properly operate and maintain the plumbing systems in these facilities. You can obtain additional information from the EPA's Safe Drinking Water Hotline at (800) 426-4791.

Aqua Utilities Florida  
P.O. Box 490310  
Leesburg, FL 34749



### 2005 Annual Drinking Water Quality Report Morning View PWS ID# 3350852

Este informe contiene información importante sobre la calidad de su agua de beber. Hable con alguien que lo entienda o llame al 877.WTR.AQUA (877.987.2782).

We're pleased to present to you this year's Annual Water Quality Report. This report is designed to inform you about the quality water and services we deliver to you every day. If you have any questions about this report or concerns about your water utility, please contact us at 1-800-250-7532 or visit us at [www.aquautilitiesflorida.com](http://www.aquautilitiesflorida.com).

Morning View obtains its water from a groundwater source, which comes from the Floridan Aquifer. The water is chlorinated for disinfection purposes. The Florida Department of Environmental Protection (DEP) performed a Source Water Assessment on our system. Information provided by this assessment indicated that Morning View Water System is of low susceptibility to contamination. The assessment results are available on the DEP Source Water Assessment and Protection Program website at [www.dep.state.fl.us/swapp](http://www.dep.state.fl.us/swapp).

The sources of drinking water (both tap water and bottled water) include rivers, lakes, streams, ponds, reservoirs, springs, and wells. As water travels over the surface of the land or through the ground, it dissolves naturally occurring minerals and, in some cases, radioactive material, and can pick up substances resulting from the presence of animals or from human activity.

Contaminants that may be present in source water include:

- A) **Microbial contaminants**, such as viruses and bacteria, which may come from sewage treatment plants, septic systems, agricultural livestock operations, and wildlife.
- B) **Inorganic contaminants**, such as salts and metals, which can be naturally-occurring or result from urban stormwater runoff, industrial or domestic wastewater discharges, oil and gas production, mining, or farming.
- C) **Pesticides and herbicides**, which may come from a variety of sources such as agriculture, urban stormwater runoff, and residential uses.
- D) **Organic chemical contaminants**, including synthetic and volatile organic chemicals, which are by-products of industrial processes and petroleum production, and can also come from gas stations, urban stormwater runoff, and septic systems.
- E) **Radioactive contaminants**, which can be naturally occurring or result from oil and gas production and mining activities.

In order to ensure that tap water is safe to drink, the EPA prescribes regulations, which limit the amount of certain contaminants in water provided by public water systems. The Food and Drug Administration (FDA) regulations establish limits for contaminants in bottled water, which must provide the same protection for public health.

Drinking water, including bottled water, may reasonably be expected to contain at least small amounts of some contaminants. The presence of contaminants does not necessarily indicate that the water poses a health risk. More information about contaminants and potential health effects can be obtained by calling the Environmental Protection Agency's Safe Drinking Water Hotline at 1-800-426-4791.

#### Terms and Abbreviations

**Action Level (AL):** The concentration of a contaminant that, if exceeded, triggers treatment or other requirements that a water system must follow.

**Maximum Contaminant Level or MCL:** The highest level of a contaminant that is allowed in drinking water. MCLs are set as close to the MCLGs as feasible using the best available treatment technology.

**Maximum Contaminant Level Goal or MCLG:** The level of a contaminant in drinking water below which there is no known or expected risk to health. MCLGs allow for a margin of safety.

**Maximum residual disinfectant level or MRDL:** The highest level of a disinfectant allowed in drinking water. There is convincing evidence that addition of a disinfectant is necessary for control of microbial contaminants.

**Maximum residual disinfectant level goal or MRDLG:** The level of drinking water disinfectant below which there is no known or expected risk to health. MRDLGs do not reflect the benefits of the use of disinfectants to control microbial contaminants.

NA: Not applicable      ND: means not detected and indicates that the substance was not found by laboratory analysis.

**Parts per million (ppm) or Milligrams per liter (mg/l):** one part by weight of analyte to 1 million parts by weight of the water sample.

**Parts per billion (ppb) or Micrograms per liter (µg/l):** one part by weight of analyte to 1 billion parts by weight of the water sample.

**PicoCurie per liter (pCi/L):** measure of the radioactivity in water.

### 2005 ANNUAL DRINKING WATER QUALITY TEST RESULTS

Aqua Utilities Florida routinely monitors for contaminants in your drinking water according to Federal and State laws, rules, and regulations. Except where indicated otherwise, this report is based on the results of our monitoring for the period of January 1 to December 31, 2005 for Morning View PWS ID# 3350852. The Environmental Protection Agency (EPA) requires monitoring of over 80 drinking water contaminants. Those contaminants listed in the table below are the only contaminants detected in your drinking water.

* Except as noted, results in the Level Detected column are the highest average at any sampling point or the highest single detected level at a sampling point, depending on sampling frequency.							
Contaminant and Unit of Measurement	Dates of Sampling (mo./Yr.)	MCL Violation Y/N	Level Detected*	Range of Results	MCLG	MCL	Likely Source of Contamination
<b>Radiological Contaminants</b>							
Alpha emitters (pCi/l)	02/03	N	1.8	NA	0	15	Erosion of natural deposits
Radium 226 + 228 or combined radium (pCi/l)	02/03	N	1.0	NA	0	5	Erosion of natural deposits
<b>Inorganic Contaminants</b>							
Contaminant and Unit of Measurement	Dates of Sampling (mo./Yr.)	MCL Violation Y/N	Level Detected*	Range of Results	MCLG	MCL	Likely Source of Contamination
Barium (ppm)	02/03	N	0.0084	NA	2	2	Erosion of natural deposits
Fluoride (ppm)	02/03	N	0.12	NA	4	4	Erosion of natural deposits
Nitrate (as Nitrogen) (ppm)	03/05	N	0.0030	NA	10	10	Runoff from fertilizer use; leaching from septic tanks, sewage; erosion of natural deposits
Sodium (ppm)	02/03	N	7.3	NA	NA	160	Salt water intrusion, leaching from soil
<b>Inorganic Contaminants</b>							
Xylenes (ppm)	03/05	N	0.46	NA	10	10	Coatings; spills of petroleum products

TTTHMs and Stage I Disinfectant/ Disinfection Byproduct (D/DBP) Parameters *For Chlorine, Haloacetic Acids and TTTHM the level detected is the highest annual average of the quarterly averages. Range of Results is the range of results (lowest to highest) at individual sampling sites.							
Contaminant and Unit of Measurement	Dates of Sampling (mo./Yr.)	MCL Violation Y/N	Level Detected*	Range of Results	MCLG/ MRDLG	MCL/ MRDL	Likely Source of Contamination
Chlorine (ppm)	2005	N	1.2	0.9-1.6	MRDLG =4	MRDL =4	Water additive used to control microbes
Haloacetic Acids (ppb)	10/04	N	5.0	NA	NA	60	Byproduct of drinking water disinfection
Trihalomethanes (ppb)	10/04	N	13	NA	NA	80	Byproduct of drinking water disinfection

Lead and Copper (Tap Water)							
Contaminant and Unit of Measurement	Dates of Sampling (mo./Yr.)	AL Violation Y/N	90 <sup>th</sup> Percentile Result	No. of sites exceeding the AL	MCLG	AL (Action Level)	Likely Source of Contamination
Copper (ppm)	2005	N	0.4100	0	1.3	1.3	Corrosion of household plumbing
Lead (ppb)	2005	N	0.9	0	0	15	Corrosion of household plumbing

MCLs are set at very stringent levels. To understand the possible health effects described for many regulated constituents, a person would have to drink 2 liters of water every day at the MCL level for 70 years to have a one-in-a-million chance of having the described health effect.

Some people may be more vulnerable to contaminants in drinking water than the general population. Immuno-compromised persons such as persons with cancer undergoing chemotherapy, persons who have undergone organ transplants, people with HIV/AIDS or other immune system disorders, some elderly, and infants can be particularly at risk from infections. These people should seek advice about drinking water from their health care providers. EPA/CDC guidelines on appropriate means to lessen the risk of infection by *Cryptosporidium* and other microbiological contaminants are available from the SAFE DRINKING WATER HOTLINE (1-800-426-4791).

Our water systems are designed and operated to deliver water to our customers' plumbing systems that complies with state and federal drinking water standards. This water is disinfected using chlorine, but it is not necessarily sterile. Customers' plumbing, including treatment devices, might remove, introduce or increase contaminants in tap water. All customers, and in particular operators of facilities like hotels and institutions serving susceptible populations (like hospitals and nursing homes), should properly operate and maintain the plumbing systems in these facilities. You can obtain additional information from the EPA's Safe Drinking Water Hotline at (800) 426-4791.

Aqua Utilities Florida  
P.O. Box 490310  
Leesburg, FL 34749



### 2005 Annual Drinking Water Quality Report Oakwood Manor PWS ID # 3054100

Este informe contiene información importante sobre la calidad de su agua de beber. Hable con alguien que lo entienda o llame al 877.WTR.AQUA (877.987.2782).

We're pleased to present to you this year's Annual Water Quality Report. This report is designed to inform you about the quality water and services we deliver to you every day. If you have any questions about this report or concerns about your water utility, please contact us at 1-800-250-7532 or visit us at [www.aquautilitiesflorida.com](http://www.aquautilitiesflorida.com).

Oakwood Manor purchases its water through an interconnection with Brevard County Utilities, MIMS plant. The source of water is groundwater, which comes from the Floridan Aquifer. The water is softened by lime, chloraminated for disinfection, and a corrosion inhibitor is added. The Florida Department of Environmental Protection (DEP) performed a Source Water Assessment on our system. Information provided by this assessment indicated that Brevard County Utilities is of moderate susceptibility to contamination. The assessment results are available on the DEP Source Water Assessment and Protection Program website at [www.dep.state.fl.us/swapp](http://www.dep.state.fl.us/swapp).

The sources of drinking water (both tap water and bottled water) include rivers, lakes, streams, ponds, reservoirs, springs, and wells. As water travels over the surface of the land or through the ground, it dissolves naturally occurring minerals and, in some cases, radioactive material, and can pick up substances resulting from the presence of animals or from human activity.

Contaminants that may be present in source water include:

- A) **Microbial contaminants**, such as viruses and bacteria, which may come from sewage treatment plants, septic systems, agricultural livestock operations, and wildlife.
- B) **Inorganic contaminants**, such as salts and metals, which can be naturally-occurring or result from urban stormwater runoff, industrial or domestic wastewater discharges, oil and gas production, mining, or farming.
- C) **Pesticides and herbicides**, which may come from a variety of sources such as agriculture, urban stormwater runoff, and residential uses.
- D) **Organic chemical contaminants**, including synthetic and volatile organic chemicals, which are by-products of industrial processes and petroleum production, and can also come from gas stations, urban stormwater runoff, and septic systems.
- E) **Radioactive contaminants**, which can be naturally occurring or result from oil and gas production and mining activities.

In order to ensure that tap water is safe to drink, the EPA prescribes regulations, which limit the amount of certain contaminants in water provided by public water systems. The Food and Drug Administration (FDA) regulations establish limits for contaminants in bottled water, which must provide the same protection for public health.

Drinking water, including bottled water, may reasonably be expected to contain at least small amounts of some contaminants. The presence of contaminants does not necessarily indicate that the water poses a health risk. More information about contaminants and potential health effects can be obtained by calling the Environmental Protection Agency's Safe Drinking Water Hotline at 1-800-426-4791.

Some people may be more vulnerable to contaminants in drinking water than the general population. Immuno-compromised persons such as persons with cancer undergoing chemotherapy, persons who have undergone organ transplants, people with HIV/AIDS or other immune system disorders, some elderly, and infants can be particularly at risk from infections. These people should seek advice about drinking water from their health care providers. EPA/CDC guidelines on appropriate means to lessen the risk of infection by *Cryptosporidium* and other microbiological contaminants are available from the SAFE DRINKING WATER HOTLINE (1-800-426-4791).

#### Terms and Abbreviations

**Action Level (AL):** The concentration of a contaminant that, if exceeded, triggers treatment or other requirements that a water system must follow.

**Maximum Contaminant Level or MCL:** The highest level of a contaminant that is allowed in drinking water. MCLs are set as close to the MCLGs as feasible using the best available treatment technology.

**Maximum Contaminant Level Goal or MCLG:** The level of a contaminant in drinking water below which there is no known or expected risk to health. MCLGs allow for a margin of safety.

**Maximum residual disinfectant level or MRDL:** The highest level of a disinfectant allowed in drinking water. There is convincing evidence that addition of a disinfectant is necessary for control of microbial contaminants.

**Maximum residual disinfectant level goal or MRDLG:** The level of drinking water disinfectant below which there is no known or expected risk to health. MRDLGs do not reflect the benefits of the use of disinfectants to control microbial contaminants.

**NA:** Not applicable.

**ND:** means not detected and indicates that the substance was not found by laboratory analysis.

**Parts per million (ppm) or Milligrams per liter (mg/l):** one part by weight of analyte to 1 million parts by weight of the water sample.

**Parts per billion (ppb) or Micrograms per liter (µg/l):** one part by weight of analyte to 1 billion parts by weight of the water sample.

**PicoCurie per liter (pCi/L):** measure of the radioactivity in water.

### 2005 ANNUAL DRINKING WATER QUALITY TEST RESULTS

Aqua Utilities Florida routinely monitors for contaminants in your drinking water according to Federal and State laws, rules, and regulations. Except where indicated otherwise, this report is based on the results of our monitoring for the period of January 1 to December 31, 2005 for **Oakwood Manor PWS ID #3054100**. The Environmental Protection Agency (EPA) requires monitoring of over 80 drinking water contaminants. Those contaminants listed in the table below are the only contaminants detected in your drinking water. The state allows us to monitor for some contaminants less than once per year because the concentrations of these contaminants do not change frequently. Some of our data, though representative, are more than one year old.

\* Except as noted, results in the Level Detected column are the highest average at any sampling point or the highest single detected level at a sampling point, depending on sampling frequency.

Brevard County System							
Contaminant and Unit of Measurement	Dates of Sampling (mo./yr.)	MCL Violation Y/N	Level Detected*	Range of Results	MCLG	MCL	Likely Source of Contamination
<b>Radiological Contaminants-- Results in pCi/L</b>							
Alpha emitters	10/02	N	1.4	NA	0	15	Erosion of natural deposits
Radium 226 + 228 or combined radium	10/02	N	0.2	NA	0	5	Erosion of natural deposits
<b>Inorganic Contaminants</b>							
Asbestos (MFL)	10/02	N	0.8	NA	7	7	Decay of asbestos cement water mains; erosion of natural deposits
Arsenic (ppb)	06/05	N	1.2	NA	N/A	10	Erosion of natural deposits
Barium (ppm)	06/05	N	0.0026	NA	2	2	Erosion of natural deposits
Cyanide (ppb)	06/05	N	8.0	NA	200	200	Steel metal factories; plastic and fertilizer factories
Fluoride (ppm)	06/05	N	0.56	NA	4	4	Erosion of natural deposits
Lead (point of entry) (ppb)	06/05	N	0.9	NA	N/A	15	Erosion of natural deposits; corrosion of plumbing
Nitrate (as Nitrogen) (ppm)	06/05	N	0.10	NA	10	10	Runoff from fertilizer use; leaching from septic tanks, sewage; erosion of natural deposits
Nitrite (as Nitrogen) (ppm)	06/05	N	0.32	NA	1	1	
Selenium (ppb)	06/05	N	0.2	NA	50	50	Erosion of natural deposits
Sodium (ppm)	06/05	N	32.0	NA	NA	160	Salt water intrusion, leaching from soil

**TTHMs and Stage I Disinfectant/ Disinfection Byproduct (D/DBP) Parameters- Brevard County System**  
For Chloramines, Haloacetic Acids and TTHM the level detected is the highest annual average of the quarterly averages. Range of Results is the range of results (lowest to highest) at individual sampling sites.

Contaminant and Unit of Measurement	Dates of Sampling (mo./yr.)	MCL Violation Y/N	Level Detected	Range of Results	MCLG/ MRDLG	MCL/ MRDL	Likely Source of Contamination
Chloramines (ppm)	2005	N	3.2	1.0- 4.0	MRDLG =4	MRDL =4	Water additive used to control microbes
Total Haloacetic Acids (ppb)	08/05	N	17.6	NA	NA	60	Byproduct of drinking water disinfection
TTHMs (Total Trihalo-methanes) (ppb)	08/05	N	17	NA	NA	80	Byproduct of drinking water disinfection

#### Disinfectants- Oakwood Manor System

Contaminant and Unit of Measurement	Dates of Sampling (mo./yr.)	MCL Violation Y/N	Level Detected	Range of Results	MRDLG	MRDL	Likely Source of Contamination
Chlorine (ppm)	2005	N	2.5	1.0-4.0	4	4	Water additive used to control microbes

#### Lead and Copper (Tap Water)- Oakwood Manor System

Contaminant and Unit of Measurement	Dates of Sampling (mo./yr.)	AL Violation Y/N	90 <sup>th</sup> Percentile Result	No. of sites exceeding the AL	MCLG	AL (Action Level)	Likely Source of Contamination
Copper (ppm)	2004	N	0.017	0	1.3	1.3	Corrosion of household plumbing
Lead (ppb)	2004	N	0.8	0	0	15	Corrosion of household plumbing

MCLs are set at very stringent levels. To understand the possible health effects described for many regulated constituents, a person would have to drink 2 liters of water every day at the MCL level for 70 years to have a one-in-a-million chance of having the described health effect.

Our water systems are designed and operated to deliver water to our customers' plumbing systems that complies with state and federal drinking water standards. This water is disinfected using chlorine, but it is not necessarily sterile. Customers' plumbing, including treatment devices, might remove, introduce or increase contaminants in tap water. All customers, and in particular operators of facilities like hotels and institutions serving susceptible populations (like hospitals and nursing homes), should properly operate and maintain the plumbing systems in these facilities. You can obtain additional information from the EPA's Safe Drinking Water Hotline at (800) 426-4791.

Aqua Utilities Florida  
P.O. Box 490310  
Leesburg, FL 34749



### 2005 Annual Drinking Water Quality Report Ocala Oaks, PWSID # 3421560

*Este informe contiene información importante sobre la calidad de su agua de beber. Hable con alguien que lo entienda o llame al 877.WTR.AQUA (877.987.2782).*

We're pleased to present to you this year's Annual Water Quality Report. This report is designed to inform you about the quality water and services we deliver to you every day.

Ocala Oaks obtains its water from a groundwater source, which comes from the Floridian Aquifer. The water is chlorinated for disinfection purposes. The Florida Department of Environmental Protection (DEP) performed a Source Water Assessment on our system. Information provided by this assessment indicated no potential sources of contamination near our wells. The assessment results are available on the DEP Source Water Assessment and Protection Program website at [www.dep.state.fl.us/swapp](http://www.dep.state.fl.us/swapp).

If you have any questions about this report or concerns about your water utility, please contact us at (800) 250-7532 or visit us at [www.aquautilitiesflorida.com](http://www.aquautilitiesflorida.com).

The sources of drinking water (both tap water and bottled water) include rivers, lakes, streams, ponds, reservoirs, springs, and wells. As water travels over the surface of the land or through the ground, it dissolves naturally occurring minerals and, in some cases, radioactive material, and can pick up substances resulting from the presence of animals or from human activity.

Contaminants that may be present in source water include:

- A) **Microbial contaminants**, such as viruses and bacteria, which may come from sewage treatment plants, septic systems, agricultural livestock operations, and wildlife.
- B) **Inorganic contaminants**, such as salts and metals, which can be naturally-occurring or result from urban stormwater runoff, industrial or domestic wastewater discharges, oil and gas production, mining, or farming.
- C) **Pesticides and herbicides**, which may come from a variety of sources such as agriculture, urban stormwater runoff, and residential uses.
- D) **Organic chemical contaminants**, including synthetic and volatile organic chemicals, which are by-products of industrial processes and petroleum production, and can also, come from gas stations, urban stormwater runoff, and septic systems.
- E) **Radioactive contaminants**, which can be naturally occurring or result from oil and gas production and mining activities.

In order to ensure that tap water is safe to drink, the EPA prescribes regulations, which limit the amount of certain contaminants in water provided by public water systems. The Food and Drug Administration (FDA) regulations establish limits for contaminants in bottled water, which must provide the same protection for public health.

Drinking water, including bottled water, may reasonably be expected to contain at least small amounts of some contaminants. The presence of contaminants does not necessarily indicate that the water poses a health risk. More information about contaminants and potential health effects can be obtained by calling the Environmental Protection Agency's Safe Drinking Water Hotline at (800) 426-4791.

MCLs are set at very stringent levels. To understand the possible health effects described for many regulated constituents, a person would have to drink 2 liters of water every day at the MCL level for 70 years to have a one-in-a-million chance of having the described health effect.

#### Terms and Abbreviations

**Action Level (AL):** The concentration of a contaminant that, if exceeded, triggers treatment or other requirements that a water system must follow.

**Maximum Contaminant Level or MCL:** The highest level of a contaminant that is allowed in drinking water. MCLs are set as close to the MCLGs as feasible using the best available treatment technology.

**Maximum Contaminant Level Goal or MCLG:** The level of a contaminant in drinking water below which there is no known or expected risk to health. MCLGs allow for a margin of safety.

**Maximum residual disinfectant level or MRDL:** The highest level of a disinfectant allowed in drinking water. There is convincing evidence that addition of a disinfectant is necessary for control of microbial contaminants.

**Maximum residual disinfectant level goal or MRDLG:** The level of drinking water disinfectant below which there is no known or expected risk to health. MRDLGs do not reflect the benefits of the use of disinfectants to control microbial contaminants.

**N/A:** Not applicable      **ND:** means not detected and indicates that the substance was not found by laboratory analysis.

**Parts per million (ppm) or Milligrams per liter (mg/l):** one part by weight of analyte to 1 million parts by weight of the water sample.

**Parts per billion (ppb) or Micrograms per liter (µg/l):** one part by weight of analyte to 1 billion parts by weight of the water sample.

**PicoCurie per liter (pCi/L):** measure of the radioactivity in water.

### 2005 ANNUAL DRINKING WATER QUALITY TEST RESULTS

Aqua Utilities Florida routinely monitors for contaminants in your drinking water according to Federal and State laws, rules, and regulations. Except where indicated otherwise, this report is based on the results of our monitoring for the period of January 1 to December 31, 2005 for Ocala Oaks - PWS ID # 3421560. The Environmental Protection Agency (EPA) requires monitoring of over 80 drinking water contaminants. Those contaminants listed in the table below are the only contaminants detected in your drinking water.

\* Except as noted, results in the Level Detected column are the highest average at any sampling point or the highest single detected level at a sampling point, depending on sampling frequency.

Contaminant and Unit of Measurement	Dates of Sampling (mo./yr.)	MCL Violation Y/N	Level Detected*	Range of Results	MCLG	MCL	Likely Source of Contamination
<b>Radiological Contaminants</b>							
Radium 226 (pCi/l)	2/03	N	0.6	0.4-0.6	0	5	Erosion of natural deposits
Uranium (pCi/l)	2/03	N	1.2	0.8-1.2	0	30	Erosion of natural deposits
<b>Inorganic Contaminants</b>							
Arsenic (ppb)	4/03	N	3.7	3.2-3.7	N/A	50	Erosion of natural deposits
Barium (ppm)	4/03	N	0.0023	N/A	2	2	Erosion of natural deposits
Chromium (ppb)	4/03	N	2.8	2.4-2.8	100	100	Erosion of natural deposits
Cyanide (ppb)	4/03	N	4.6	ND-4.6	200	200	Discharge from steel/metal factories; discharge from plastic and fertilizer factories
Fluoride (ppm)	4/03	N	0.091	0.083-0.091	4	4	Erosion of natural deposits
Lead (point of entry) (ppb)	4/03	N	0.8	ND-0.8	N/A	15	Erosion of natural deposits; corrosion of plumbing
Nitrate (as Nitrogen) (ppm)	5/05	N	1.7	2.3-2.9	10	10	Runoff from fertilizer use; leaching from septic tanks, sewage; erosion of natural deposits
Sodium (ppm)	4/03	N	12.0	N/A	N/A	160	Salt water intrusion, leaching from soil
<b>TTHMs and Stage I Disinfectant/ Disinfection By-Product (D/DBP) Parameters</b> *For Chlorine, Haloacetic Acids and TTHM the level detected is the highest annual average of the quarterly averages. Range of Results is the range of results (lowest to highest) at individual sampling sites.							
Contaminant and Unit of Measurement	Dates of Sampling (mo./yr.)	MCL Violation Y/N	Level Detected*	Range of Results	MCLG/ MRDLG	MCL/ MRDL	Likely Source of Contamination
Chlorine (ppm)	2005	N	1.3	1.1-1.5	MRDLG =4	MRDL =4	Water additive used to control microbes
TTHMs (Total Trihalomethanes) (ppb)	7/04, 8/04	N	4.4	3.3-5.45	N/A	80	Byproduct of drinking water disinfection
Total Haloacetic Acids (ppb)	7/04, 8/04	N	2.2	1.5-2.8	N/A	60	Byproduct of drinking water disinfection

#### Lead and Copper (Tap Water)

Contaminant and Unit of Measurement	Dates of Sampling (mo./yr.)	AL Violation Y/N	90 <sup>th</sup> Percentile Result	No. of sites exceeding the AL	MCLG	AL (Action Level)	Likely Source of Contamination
Copper (ppm)	2003	N	1.2	1	1.3	1.3	Corrosion of household plumbing
Lead (ppb)	2003	N	5.0	0	0	15	Corrosion of household plumbing

Some people may be more vulnerable to contaminants in drinking water than the general population. Immuno-compromised persons such as persons with cancer undergoing chemotherapy, persons who have undergone organ transplants, people with HIV/AIDS or other immune system disorders, some elderly, and infants can be particularly at risk from infections. These people should seek advice about drinking water from their health care providers. EPA/CDC guidelines on appropriate means to lessen the risk of infection by Cryptosporidium and other microbiological contaminants are available from the SAFE DRINKING WATER HOTLINE (800) 426-4791.

MCLs are set at very stringent levels. To understand the possible health effects described for many regulated constituents, a person would have to drink 2 liters of water every day at the MCL level for 70 years to have a one-in-a-million chance of having the described health effect.

Our water systems are designed and operated to deliver water to our customers' plumbing systems that complies with state and federal drinking water standards. This water is disinfected using chlorine, but it is not necessarily sterile. Customers' plumbing, including treatment devices, might remove, introduce or increase contaminants in tap water. All customers, and in particular operators of facilities like hotels and institutions serving susceptible populations (like hospitals and nursing homes), should properly operate and maintain the plumbing systems in these facilities. You can obtain additional information from the EPA's Safe Drinking Water Hotline at (800) 426-4791.

Aqua Utilities Florida  
8374 Market St., #419  
Bradenton, FL 34202



### 2005 Annual Drinking Water Quality Report Orange Hill/ Sugar Creek PWS ID# 6531305

*Este informe contiene información importante sobre la calidad de su agua de beber. Hable con alguien que lo entienda o llame al 877.WTR.AQUA (877.987.2782).*

We're pleased to present to you this year's Annual Water Quality Report. This report is designed to inform you about the quality water and services we deliver to you every day. If you have any questions about this report or concerns about your water utility, please contact us at 1-800-250-7532 or visit us at [www.aquautilitiesflorida.com](http://www.aquautilitiesflorida.com).

Orange Hill/Sugar Creek obtains its water from a groundwater source, which comes from the Floridian Aquifer. The water is chlorinated for disinfection purposes. The Florida Department of Environmental Protection (DEP) performed a Source Water Assessment on our system. Information provided by this assessment indicated no potential sources of contamination near our wells. The report is available at the DEP Source Water Assessment and Protection web site: <http://www.dep.state.fl.us/swapp>.

The sources of drinking water (both tap water and bottled water) include rivers, lakes, streams, ponds, reservoirs, springs, and wells. As water travels over the surface of the land or through the ground, it dissolves naturally occurring minerals and, in some cases, radioactive material, and can pick up substances resulting from the presence of animals or from human activity.

Contaminants that may be present in source water include:

- A) **Microbial contaminants**, such as viruses and bacteria, which may come from sewage treatment plants, septic systems, agricultural livestock operations, and wildlife.
- B) **Inorganic contaminants**, such as salts and metals, which can be naturally-occurring or result from urban storm water runoff, industrial or domestic wastewater discharges, oil and gas production, mining, or farming.
- C) **Pesticides and herbicides**, which may come from a variety of sources such as agriculture, urban storm water runoff, and residential uses.
- D) **Organic chemical contaminants**, including synthetic and volatile organic chemicals, which are by-products of industrial processes and petroleum production, and can also come from gas stations, urban storm water runoff, and septic systems.
- E) **Radioactive contaminants**, which can be naturally occurring or result from oil and gas production and mining activities.

In order to ensure that tap water is safe to drink, the EPA prescribes regulations, which limit the amount of certain contaminants in water provided by public water systems. The Food and Drug Administration (FDA) regulations establish limits for contaminants in bottled water, which must provide the same protection for public health.

Drinking water, including bottled water, may reasonably be expected to contain at least small amounts of some contaminants. The presence of contaminants does not necessarily indicate that the water poses a health risk. More information about contaminants and potential health effects can be obtained by calling the Environmental Protection Agency's Safe Drinking Water Hotline at 1-800-426-4791.

Some people may be more vulnerable to contaminants in drinking water than the general population. Immuno-compromised persons such as persons with cancer undergoing chemotherapy, persons who have undergone organ transplants, people with HIV/AIDS or other immune system disorders, some elderly, and infants can be particularly at risk from infections. These people should seek advice about drinking water from their health care providers. EPA/CDC guidelines on appropriate means to lessen the risk of infection by *Cryptosporidium* and other microbiological contaminants are available from the SAFE DRINKING WATER HOTLINE (1-800-426-4791).

#### Terms and Abbreviations:

**Action Level (AL):** The concentration of a contaminant that, if exceeded, triggers treatment or other requirements that a water system must follow.

**Maximum Contaminant Level or MCL:** The highest level of a contaminant that is allowed in drinking water. MCLs are set as close to the MCLGs as feasible using the best available treatment technology.

**Maximum Contaminant Level Goal or MCLG:** The level of a contaminant in drinking water below which there is no known or expected risk to health. MCLGs allow for a margin of safety.

**Maximum residual disinfectant level or MRDL:** The highest level of a disinfectant allowed in drinking water. There is convincing evidence that addition of a disinfectant is necessary for control of microbial contaminants.

**Maximum residual disinfectant level goal or MRDLG:** The level of drinking water disinfectant below which there is no known or expected risk to health. MRDLGs do not reflect the benefits of the use of disinfectants to control microbial contaminants.

NA: Not applicable.

ND: Not detected and indicates that the substance was not found by laboratory analysis.

Parts per million (ppm) or Milligrams per liter (mg/l): one part by weight of analyte to 1 million parts by weight of the water sample.

Parts per billion (ppb) or Micrograms per liter (µg/l): one part by weight of analyte to 1 billion parts by weight of the water sample.

Picocurie per liter (pCi/L): measure of the radioactivity in water.



## 2005 ANNUAL DRINKING WATER QUALITY TEST RESULTS

Aqua Utilities Florida routinely monitors for contaminants in your drinking water according to Federal and State laws, rules, and regulations. Except where indicated otherwise, this report is based on the results of our monitoring for the period of January 1 to December 31, 2005 for Orange Hill/ Sugar Creek PWS ID# 6531305. The Environmental Protection Agency (EPA) requires monitoring of over 80 drinking water contaminants. Those contaminants listed in the table below are the only contaminants detected in your drinking water. The state allows us to monitor for some contaminants less than once per year because the concentrations of these contaminants do not change frequently. Some of our data, though representative, are more than one year old.

\*Except as noted, results in the Level Detected column are the highest average at any sampling point or the highest single detected level at a sampling point, depending on sampling frequency.

Contaminant and Unit of Measurement	Dates of Sampling (mo./yr.)	MCL Violation Y/N	Level Detected*	Range of Results	MCLG	MCL	Likely Source of Contamination
<b>Radiological Contaminants</b>							
Alpha emitters (pCi/l)	03/03	N	5.9	4.0 - 5.9	0	15	Erosion of natural deposits
Radium 226 + 228 or combined radium (pCi/l)	03/03	N	2.2	1.5 - 2.2	0	5	Erosion of natural deposits
<b>Inorganic Contaminants</b>							
Barium (ppm)	03/03	N	0.015	0.010 - 0.015	2	2	Erosion of natural deposits
Fluoride (ppm)	03/03	N	0.22	0.21 - 0.22	4	4	Erosion of natural deposits
Nitrate (as Nitrogen) (ppm)	08/05	N	0.79	0.01 - 0.79	10	10	Runoff from fertilizer use; leaching from septic tanks, sewage, erosion of natural deposits
Sodium (ppm)	03/03	N	14	13 - 14	NA	160	Salt water intrusion, leaching from soil

**TTHMs and Stage I Disinfectant/ Disinfection Byproduct (D/DBP) Parameters-** \*For Chlorine, Haloacetic Acids and TTHM the level detected is the highest annual average of the quarterly averages. Range of Results is the range of results (lowest to highest) at individual sampling sites.

Contaminant and Unit of Measurement	Dates of Sampling (mo./yr.)	MCL Violation Y/N	Level Detected	Range of Results	MCLG or MRDLG	MCL or MRDL	Likely Source of Contamination
Chlorine (ppm)	2005	N	1.1	0.55 - 2.25	MRDLG =4	MRDL =4	Water additive used to control microbes
Haloacetic Acids (HAA5) (ppb)	08/05	N	45	2.6 - 45	NA	MCL= 60	Byproduct of drinking water disinfection
TTHM (Total Trihalomethanes) (ppb)	08/05	N	27	2.7 - 27	NA	MCL= 80	Byproduct of drinking water disinfection

**Lead and Copper (Tap Water)**

Contaminant and Unit of Measurement	Dates of Sampling (mo./yr.)	AL Violation Y/N	90 <sup>th</sup> Percentile Result	No. of sites exceeding the AL	MCLG	AL (Action Level)	Likely Source of Contamination
Copper (ppm)	07/05	N	0.80	0	1.3	1.3	Corrosion of household plumbing
Lead (ppb)	07/05	N	5.4	0	0	15	Corrosion of household plumbing

MCLs are set at very stringent levels. To understand the possible health effects described for many regulated constituents, a person would have to drink 2 liters of water every day at the MCL level for 70 years to have a one-in-a-million chance of having the described health effect.

Our water systems are designed and operated to deliver water to our customers' plumbing systems that complies with state and federal drinking water standards. This water is disinfected using chlorine, but it is not necessarily sterile. Customers' plumbing, including treatment devices, might remove, introduce or increase contaminants in tap water. All customers, and in particular operators of facilities like hotels and institutions serving susceptible populations (like hospitals and nursing homes), should properly operate and maintain the plumbing systems in these facilities. You can obtain additional information from the EPA's Safe Drinking Water Hotline at (800) 426-4791.

Aqua Utilities Florida  
P.O. Box 490310  
Leesburg, FL 34749



### 2005 Annual Drinking Water Quality Report Palm Mobile Home Park PWS ID# 3350981

Este informe contiene información importante sobre la calidad de su agua de beber. Hable con alguien que lo entienda o llame al 877.WTR.AQUA (877.987.2782).

We're pleased to present to you this year's Annual Water Quality Report. This report is designed to inform you about the quality water and services we deliver to you every day. If you have any questions about this report or concerns about your water utility, please contact us at 1-800-250-7532 or visit us at [www.aquautilitiesflorida.com](http://www.aquautilitiesflorida.com).

Palm Mobile Home Park obtains its water from a groundwater source, which comes from the Floridan Aquifer. The water is chlorinated for disinfection purposes. The Florida Department of Environmental Protection (DEP) performed a Source Water Assessment on our system. Information provided by this assessment indicated no potential sources of contamination near our wells. The assessment results are available on the DEP Source Water Assessment and Protection Program website at [www.dep.state.fl.us/swapp](http://www.dep.state.fl.us/swapp).

The sources of drinking water (both tap water and bottled water) include rivers, lakes, streams, ponds, reservoirs, springs, and wells. As water travels over the surface of the land or through the ground, it dissolves naturally occurring minerals and, in some cases, radioactive material, and can pick up substances resulting from the presence of animals or from human activity.

Contaminants that may be present in source water include:

- A) **Microbial contaminants**, such as viruses and bacteria, which may come from sewage treatment plants, septic systems, agricultural livestock operations, and wildlife.
- B) **Inorganic contaminants**, such as salts and metals, which can be naturally-occurring or result from urban stormwater runoff, industrial or domestic wastewater discharges, oil and gas production, mining, or farming.
- C) **Pesticides and herbicides**, which may come from a variety of sources such as agriculture, urban stormwater runoff, and residential uses.
- D) **Organic chemical contaminants**, including synthetic and volatile organic chemicals, which are by-products of industrial processes and petroleum production, and can also come from gas stations, urban stormwater runoff, and septic systems.
- E) **Radioactive contaminants**, which can be naturally occurring or result from oil and gas production and mining activities.

In order to ensure that tap water is safe to drink, the EPA prescribes regulations, which limit the amount of certain contaminants in water provided by public water systems. The Food and Drug Administration (FDA) regulations establish limits for contaminants in bottled water, which must provide the same protection for public health.

Drinking water, including bottled water, may reasonably be expected to contain at least small amounts of some contaminants. The presence of contaminants does not necessarily indicate that the water poses a health risk. More information about contaminants and potential health effects can be obtained by calling the Environmental Protection Agency's Safe Drinking Water Hotline at 1-800-426-4791.

#### Terms and Abbreviations

**Action Level (AL):** The concentration of a contaminant that, if exceeded, triggers treatment or other requirements that a water system must follow.

**Maximum Contaminant Level or MCL:** The highest level of a contaminant that is allowed in drinking water. MCLs are set as close to the MCLGs as feasible using the best available treatment technology.

**Maximum Contaminant Level Goal or MCLG:** The level of a contaminant in drinking water below which there is no known or expected risk to health. MCLGs allow for a margin of safety.

**Maximum residual disinfectant level or MRDL:** The highest level of a disinfectant allowed in drinking water. There is convincing evidence that addition of a disinfectant is necessary for control of microbial contaminants.

**Maximum residual disinfectant level goal or MRDLG:** The level of drinking water disinfectant below which there is no known or expected risk to health. MRDLGs do not reflect the benefits of the use of disinfectants to control microbial contaminants.

**NA:** Not applicable      **ND:** means not detected and indicates that the substance was not found by laboratory analysis.

**Parts per million (ppm) or Milligrams per liter (mg/l):** one part by weight of analyte to 1 million parts by weight of the water sample.

**Parts per billion (ppb) or Micrograms per liter (µg/l):** one part by weight of analyte to 1 billion parts by weight of the water sample.

**PicoCurie per liter (pCi/L):** measure of the radioactivity in water.

## 2005 ANNUAL DRINKING WATER QUALITY TEST RESULTS

Aqua Utilities Florida routinely monitors for contaminants in your drinking water according to Federal and State laws, rules, and regulations. Except where indicated otherwise, this report is based on the results of our monitoring for the period of January 1 to December 31, 2005 for Palm Mobile Home Park PWS ID# 3350981. The Environmental Protection Agency (EPA) requires monitoring of over 80 drinking water contaminants. Those contaminants listed in the table below are the only contaminants detected in your drinking water.

\* Except as noted, results in the Level Detected column are the highest average at any sampling point or the highest single detected level at a sampling point, depending on sampling frequency.

Radiological Contaminants							
Contaminant and Unit of Measurement	Dates of Sampling (mo./yr.)	MCL Violation Y/N	Level Detected*	Range of Results	MCLG	MCL	Likely Source of Contamination
Alpha emitters (pCi/l)	02/03	N	1.7	NA	0	15	Erosion of natural deposits
Radium 226 + 228 or combined radium (pCi/l)	02/03	N	0.9	1.5- 2.2	0	5	Erosion of natural deposits
Inorganic Contaminants							
Antimony (ppb)	02/03	N	5.9	NA	6	6	Discharge from petroleum refineries; fire retardants; ceramics; electronics; solder
Barium (ppm)	02/03	N	0.0070	NA	2	2	Erosion of natural deposits
Fluoride (ppm)	02/03	N	0.10	NA	4	4	Erosion of natural deposits
Lead (point of entry) (ppb)	02/03	N	1.4	NA	NA	15	Erosion of natural deposits; corrosion of plumbing
Nitrate (as Nitrogen) (ppm)	03/05	N	0.81	NA	10	10	Runoff from fertilizer use; leaching from septic tanks, sewage, erosion of natural deposits
Sodium (ppm)	02/03	N	20	NA	NA	160	Salt water intrusion, leaching from soil

**THMs and Stage I Disinfectant/ Disinfection Byproduct (D/DBP) Parameters** \*For Chlorine, Haloacetic Acids and THM the level detected is the highest annual average of the quarterly averages. Range of Results is the range of results (lowest to highest) at individual sampling sites.

Contaminant and Unit of Measurement	Dates of Sampling (mo./yr.)	MCL Violation Y/N	Level Detected*	Range of Results	MCLG/ MRDLG	MCL/ MRDL	Likely Source of Contamination
Chlorine (ppm)	2005	N	1.1	0.6-1.7	MRDLG =4	MRDL =4	Water additive used to control microbes
Haloacetic Acids (ppb)	08/05	N	11.5	NA	NA	60	Byproduct of drinking water disinfection
Trihalomethanes (ppb)	08/05	N	25.3	NA	NA	80	Byproduct of drinking water disinfection

Lead and Copper (Tap Water)							
Contaminant and Unit of Measurement	Dates of Sampling (mo./yr.)	AL Violation Y/N	90 <sup>th</sup> Percentile Result	No. of sites exceeding the AL	MCLG	AL (Action Level)	Likely Source of Contamination
Copper (ppm)	2005	N	0.215	0	1.3	1.3	Corrosion of household plumbing
Lead (ppb)	2005	N	8.0	0	0	15	Corrosion of household plumbing

MCLs are set at very stringent levels. To understand the possible health effects described for many regulated constituents, a person would have to drink 2 liters of water every day at the MCL level for 70 years to have a one-in-a-million chance of having the described health effect.

Some people may be more vulnerable to contaminants in drinking water than the general population. Immuno-compromised persons such as persons with cancer undergoing chemotherapy, persons who have undergone organ transplants, people with HIV/AIDS or other immune system disorders, some elderly, and infants can be particularly at risk from infections. These people should seek advice about drinking water from their health care providers. EPA/CDC guidelines on appropriate means to lessen the risk of infection by Cryptosporidium and other microbiological contaminants are available from the SAFE DRINKING WATER HOTLINE (1-800-426-4791).

Our water systems are designed and operated to deliver water to our customers' plumbing systems that complies with state and federal drinking water standards. This water is disinfected using chlorine, but it is not necessarily sterile. Customers' plumbing, including treatment devices, might remove, introduce or increase contaminants in tap water. All customers, and in particular operators of facilities like hotels and institutions serving susceptible populations (like hospitals and nursing homes), should properly operate and maintain the plumbing systems in these facilities. You can obtain additional information from the EPA's Safe Drinking Water Hotline at (800) 426-4791.

Aqua Utilities Florida  
P.O. Box 490310  
Leesburg, FL 34749



### 2005 Annual Drinking Water Quality Report Palm Port PWS ID # 2540865

Este informe contiene información importante sobre la calidad de su agua de beber. Hable con alguien que lo entienda o llame al 877.WTR.AQUA (877.987.2782).

We're pleased to present to you this year's Annual Water Quality Report. This report is designed to inform you about the quality water and services we deliver to you every day. If you have any questions about this report or concerns about your water utility, please contact us at 1-800-250-7532 or visit us at [www.aquautilitiesflorida.com](http://www.aquautilitiesflorida.com).

Palm Port obtains its water from a groundwater source, which comes from the Floridan Aquifer. The water is aerated and chlorinated for disinfection purposes. The Florida Department of Environmental Protection (DEP) performed a Source Water Assessment on our system. Information provided by this assessment indicated that Palm Port is of low susceptibility to contamination. The assessment results are available on the DEP Source Water Assessment and Protection Program website at [www.dep.state.fl.us/swapp](http://www.dep.state.fl.us/swapp).

The sources of drinking water (both tap water and bottled water) include rivers, lakes, streams, ponds, reservoirs, springs, and wells. As water travels over the surface of the land or through the ground, it dissolves naturally occurring minerals and, in some cases, radioactive material, and can pick up substances resulting from the presence of animals or from human activity.

Contaminants that may be present in source water include:

- A) **Microbial contaminants**, such as viruses and bacteria, which may come from sewage treatment plants, septic systems, agricultural livestock operations, and wildlife.
- B) **Inorganic contaminants**, such as salts and metals, which can be naturally-occurring or result from urban stormwater runoff, industrial or domestic wastewater discharges, oil and gas production, mining, or farming.
- C) **Pesticides and herbicides**, which may come from a variety of sources such as agriculture, urban stormwater runoff, and residential uses.
- D) **Organic chemical contaminants**, including synthetic and volatile organic chemicals, which are by-products of industrial processes and petroleum production, and can also come from gas stations, urban stormwater runoff, and septic systems.
- E) **Radioactive contaminants**, which can be naturally occurring or result from oil and gas production and mining activities.

In order to ensure that tap water is safe to drink, the EPA prescribes regulations, which limit the amount of certain contaminants in water provided by public water systems. The Food and Drug Administration (FDA) regulations establish limits for contaminants in bottled water, which must provide the same protection for public health.

Drinking water, including bottled water, may reasonably be expected to contain at least small amounts of some contaminants. The presence of contaminants does not necessarily indicate that the water poses a health risk. More information about contaminants and potential health effects can be obtained by calling the Environmental Protection Agency's Safe Drinking Water Hotline at 1-800-426-4791.

Some people may be more vulnerable to contaminants in drinking water than the general population. Immuno-compromised persons such as persons with cancer undergoing chemotherapy, persons who have undergone organ transplants, people with HIV/AIDS or other immune system disorders, some elderly, and infants can be particularly at risk from infections. These people should seek advice about drinking water from their health care providers. EPA/CDC guidelines on appropriate means to lessen the risk of infection by *Cryptosporidium* and other microbiological contaminants are available from the SAFE DRINKING WATER HOTLINE (1-800-426-4791).

#### Terms and Abbreviations

**Action Level (AL):** The concentration of a contaminant that, if exceeded, triggers treatment or other requirements that a water system must follow.

**Maximum Contaminant Level or MCL:** The highest level of a contaminant that is allowed in drinking water. MCLs are set as close to the MCLGs as feasible using the best available treatment technology.

**Maximum Contaminant Level Goal or MCLG:** The level of a contaminant in drinking water below which there is no known or expected risk to health. MCLGs allow for a margin of safety.

**Maximum residual disinfectant level or MRDL:** The highest level of a disinfectant allowed in drinking water. There is convincing evidence that addition of a disinfectant is necessary for control of microbial contaminants.

**Maximum residual disinfectant level goal or MRDLG:** The level of drinking water disinfectant below which there is no known or expected risk to health. MRDLGs do not reflect the benefits of the use of disinfectants to control microbial contaminants.

**N/A:** Not applicable

**ND:** means not detected and indicates that the substance was not found by laboratory analysis.

**Parts per million (ppm) or Milligrams per liter (mg/l):** one part by weight of analyte to 1 million parts by weight of the water sample.

**Parts per billion (ppb) or Micrograms per liter (µg/l):** one part by weight of analyte to 1 billion parts by weight of the water sample.

**Picocurie per liter (pCi/L):** measure of the radioactivity in water.

## 2005 ANNUAL DRINKING WATER QUALITY TEST RESULTS

Aqua Utilities Florida routinely monitors for contaminants in your drinking water according to Federal and State laws, rules, and regulations. Except where otherwise noted, this report is based on the results of our monitoring for the period of January 1 to December 31, 2005 for Palm Port PWS ID #2540865. The Environmental Protection Agency (EPA) requires monitoring of over 80 drinking water contaminants. Those contaminants listed in the table below are the only ones detected in your drinking water. The state allows us to monitor for some contaminants less than once per year because concentrations do not change frequently. Some of our data, though representative, are more than one year old.

\* Except as noted, results in the Level Detected column are the highest average at any sampling point or the highest single detected level at a sampling point, depending on sampling frequency.

Contaminant and Unit of Measurement	Dates of Sampling (mo./yr.)	MCL Violation Y/N	Level Detected*	Range of Results	MCLG	MCL	Likely Source of Contamination
<b>Radiological Contaminants</b>							
Alpha emitters (pCi/l)	03/03	N	1.4	NA	0	15	Erosion of natural deposits
Radium 226 or combined radium (pCi/l)	03/03	N	0.8	NA	0	5	Erosion of natural deposits
<b>Inorganic Contaminants</b>							
Barium (ppm)	03/03	N	0.015	NA	2	2	Erosion of natural deposits
Fluoride (ppm)	03/03	N	0.29	NA	4	4	Erosion of natural deposits
Nitrate (as Nitrogen) (ppm)	05/05	N	0.047	NA	10	10	Runoff from fertilizer use; leaching from septic tanks, sewage; erosion of natural deposits
Sodium (ppm)	03/03	N	57	NA	NA	160	Salt water intrusion, leaching from soil

**TTHMs and Stage I Disinfectant/ Disinfection Byproduct (D/DBP) Parameters** \*For Chlorine, Haloacetic Acids and TTHM the level detected is the highest annual average of the quarterly averages. Range of Results is the range of results (lowest to highest) at individual sampling sites.

Contaminant and Unit of Measurement	Dates of Sampling (mo./yr.)	MCL Violation Y/N	Level Detected*	Range of Results	MCLG	MCL	Likely Source of Contamination
Chlorine (ppm)	2005	N	1.63	0.55- 2	MRDLG =4	MRDL =4	Water additive used to control microbes
Haloacetic Acids (ppb)	08/05	N	17.28	NA	NA	60	Byproduct of drinking water disinfection
Trihalomethanes (ppb)	08/05, 11/05	N	70.25	58.4- 82.1	NA	80	Byproduct of drinking water disinfection

**Lead and Copper (Tap Water)**

Contaminant and Unit of Measurement	Dates of Sampling (mo./yr.)	AL Violation Y/N	90 <sup>th</sup> Percentile Result	No. of sites exceeding the AL	MCLG	AL (Action Level)	Likely Source of Contamination
Copper (ppm)	10/04	N	0.28	0	1.3	1.3	Corrosion of household plumbing
Lead (ppb)	10/04	N	20	1 (a)	0	15	Corrosion of household plumbing


(a) infants and young children are typically more vulnerable to lead in drinking water than the general population. It is possible that lead levels at your home may be higher than at other homes in the community as a result of materials used in your home's plumbing. If you are concerned about elevated lead levels in your home's water, you may wish to have your water tested and flush your tap for 30 seconds to 2 minutes before using tap water. Additional information is available from the Safe Drinking Water Hotline (800-426-4791).

Our water systems are designed and operated to deliver water to our customers' plumbing systems that complies with state and federal drinking water standards. This water is disinfected using chlorine, but it is not necessarily sterile. Customers' plumbing, including treatment devices, might remove, introduce or increase contaminants in tap water. All customers, and in particular operators of facilities like hotels and institutions serving susceptible populations (like hospitals and nursing homes), should properly operate and maintain the plumbing systems in these facilities. You can obtain additional information from the EPA's Safe Drinking Water Hotline at (800) 426-4791.

MCLs are set at very stringent levels. To understand the possible health effects described for many regulated constituents, a person would have to drink 2 liters of water every day at the MCL level for 70 years to have a one-in-a-million chance of having the described health effect.

Our water systems are designed and operated to deliver water to our customers' plumbing systems that complies with state and federal drinking water standards. This water is disinfected using chlorine, but it is not necessarily sterile. Customers' plumbing, including treatment devices, might remove, introduce or increase contaminants in tap water. All customers, and in particular operators of facilities like hotels and institutions serving susceptible populations (like hospitals and nursing homes), should properly operate and maintain the plumbing systems in these facilities. You can obtain additional information from the EPA's Safe Drinking Water Hotline at (800) 426-4791.

Aqua Utilities Florida  
8374 Market St., #419  
Bradenton, FL 34202



**2005 Annual Drinking Water Quality Report**  
**Palm Terrace PWS ID# 6511331**  
**C.L. Smith PWS ID# 6511330**

*Este informe contiene información importante sobre la calidad de su agua de beber. Hable con alguien que lo entienda o llame al 877.WTR.AQUA (877.987.2782).*

We're pleased to present to you this year's Annual Water Quality Report. This report is designed to inform you about the quality water and services we deliver to you every day. If you have any questions about this report or concerns about your water utility, please contact us at 1-800-250-7532 or visit us at [www.aquautilitiesflorida.com](http://www.aquautilitiesflorida.com).

Palm Terrace purchases its water from Pasco County Utilities West system. The water source is a blend of groundwater from the Floridian Aquifer and surface water from the Tampa Bay Water Authority. The water is chlorinated for disinfection purposes. The Florida Department of Environmental Protection (DEP) performed a Source Water Assessment on our system. Information provided by this assessment indicated no potential sources of contamination near our wells. The assessment results are available on the DEP Source Water Assessment and Protection Program website at [www.dep.state.fl.us/swapp](http://www.dep.state.fl.us/swapp).

C.L. Smith obtains its water from groundwater wells, which draw water from the Floridian Aquifer. The water is chlorinated for disinfection purposes and a phosphate is added for corrosion control. The Florida Department of Environmental Protection (DEP) has performed a Source Water Assessment on our water system for potential sources of contamination near our wells. The assessment results are available on the DEP Source Water Assessment and Protection Program website at [www.dep.state.fl.us/swapp](http://www.dep.state.fl.us/swapp).

The sources of drinking water (both tap water and bottled water) include rivers, lakes, streams, ponds, reservoirs, springs, and wells. As water travels over the surface of the land or through the ground, it dissolves naturally occurring minerals and, in some cases, radioactive material, and can pick up substances resulting from the presence of animals or from human activity.

Contaminants that may be present in source water include:

- A) **Microbial contaminants**, such as viruses and bacteria, which may come from sewage treatment plants, septic systems, agricultural livestock operations, and wildlife.
- B) **Inorganic contaminants**, such as salts and metals, which can be naturally-occurring or result from urban storm water runoff, industrial or domestic wastewater discharges, oil and gas production, mining, or farming.
- C) **Pesticides and herbicides**, which may come from a variety of sources such as agriculture, urban storm water runoff, and residential uses.
- D) **Organic chemical contaminants**, including synthetic and volatile organic chemicals, which are by-products of industrial processes and petroleum production, and can also come from gas stations, urban storm water runoff, and septic systems.
- E) **Radioactive contaminants**, which can be naturally occurring or result from oil and gas production and mining activities.

In order to ensure that tap water is safe to drink, the EPA prescribes regulations, which limit the amount of certain contaminants in water provided by public water systems. The Food and Drug Administration (FDA) regulations establish limits for contaminants in bottled water, which must provide the same protection for public health.

Drinking water, including bottled water, may reasonably be expected to contain at least small amounts of some contaminants. The presence of contaminants does not necessarily indicate that the water poses a health risk. More information about contaminants and potential health effects can be obtained by calling the Environmental Protection Agency's Safe Drinking Water Hotline at 1-800-426-4791.

**Terms and Abbreviations**

**Action Level (AL):** The concentration of a contaminant that, if exceeded, triggers treatment or other requirements that a water system must follow.

**Maximum Contaminant Level or MCL:** The highest level of a contaminant that is allowed in drinking water. MCLs are set as close to the MCLGs as feasible using the best available treatment technology.

**Maximum Contaminant Level Goal or MCLG:** The level of a contaminant in drinking water below which there is no known or expected risk to health. MCLGs allow for a margin of safety.

**Maximum residual disinfectant level or MRDL:** The highest level of a disinfectant allowed in drinking water. There is convincing evidence that addition of a disinfectant is necessary for control of microbial contaminants.

**Maximum residual disinfectant level goal or MRDLG:** The level of drinking water disinfectant below which there is no known or expected risk to health. MRDLGs do not reflect the benefits of the use of disinfectants to control microbial contaminants.

**N/A:** Not applicable.

**ND:** means not detected and indicates that the substance was not found by laboratory analysis.

**Parts per million (ppm) or Milligrams per liter (mg/l):** one part by weight of analyte to 1 million parts by weight of the water sample.

**Parts per billion (ppb) or Micrograms per liter (µg/l):** one part by weight of analyte to 1 billion parts by weight of the water sample.

**Picocurie per liter (pCi/L):** measure of the radioactivity in water.

**2005 ANNUAL DRINKING WATER QUALITY TEST RESULTS**

Aqua Utilities Florida routinely monitors for contaminants in your drinking water according to Federal and State laws, rules, and regulations. Except where indicated otherwise, this report is based on the results of our monitoring for the period of January 1 to December 31, 2005 for Palm Terrace PWS ID# 6511331. The Environmental Protection Agency (EPA) requires monitoring of over 80 drinking water contaminants. Those contaminants listed in the table below are the only ones detected in your drinking water. The state allows us to monitor for some contaminants less than once per year because concentrations do not change frequently. Some of our data, though representative, are more than one year old.

Microbiological Contaminants*For systems that collect fewer than 40 samples per month, the MCL for Total Coliform Bacteria is one positive sample per month.						
Contaminant and Unit of Measurement	Dates of Sampling (mo./Yr.)	MCL Violation Y/N	Highest Monthly Number	MCLG	MCL	Likely Source of Contamination
Total Coliform Bacteria	7/05, 8/05, 9/05	Y	8	0	1	Naturally present in the environment

Violation: In September 2005, we exceeded the Total Coliform MCL. There were 8 positive samples out of 34 samples taken. Coliforms are bacteria that are naturally present in the environment and are used as an indicator that other potentially-harmful bacteria may be present. Coliforms were found in more samples than allowed and this was a warning of potential problems.

**C.L. Smith**

\* Except as noted, results in the Level Detected column are the highest average at any sampling point or the highest single detected level at a sampling point, depending on sampling frequency.

Contaminant and Unit of Measurement	Dates of Sampling (mo./Yr.)	MCL Violation Y/N	Level Detected*	Range of Results	MCLG	MCL	Likely Source of Contamination
<b>Radiological Contaminants</b>							
Alpha emitters (pCi/l)	03/03	N	2.0	NA	0	15	Erosion of natural deposits
Radium 226 + 228 or combined radium (pCi/l)	03/03	N	1.0	NA	0	5	Erosion of natural deposits
<b>Inorganic Contaminants</b>							
Barium (ppm)	03/03	N	0.011	NA	2	2	Erosion of natural deposits
Fluoride (ppm)	03/03	N	0.23	NA	4	4	Erosion of natural deposits
Nitrate (ppm)	Quarterly 2004	N	4.9 (a)	4.1 - 4.9	10	10	Runoff from fertilizer use; leaching from septic tanks, sewage; erosion of natural deposits.
Sodium (ppm)	03/03	N	30	NA	NA	160	Salt water intrusion, leaching from soil
(a) Nitrate in drinking water at levels above 10 ppm is a health risk for infants of less than six months of age. High nitrate levels in drinking water can cause blue baby syndrome. Nitrate levels may rise quickly for short periods of time because of rainfall or agricultural activity. If you are caring for an infant you should ask advice from your health care provider.							

**Lead and Copper (Tap Water)- CL Smith**

Contaminant and Unit of Measurement	Dates of Sampling (mo./Yr.)	AL Violation Y/N	90 <sup>th</sup> Percentile Result	No. of sites exceeding the AL	MCLG	AL (Action Level)	Likely Source of Contamination
Copper (ppm)	03/05	N	0.792	0	1.3	1.3	Corrosion of household plumbing
Lead (ppb)	03/05	N	0.023	1 (b)	0	15	Corrosion of household plumbing
(b) Infants and young children are typically more vulnerable to lead in drinking water than the general population. It is possible that lead levels at your home may be higher than at other homes in the community as a result of materials used in your home's plumbing. If you are concerned about elevated lead levels in your home's water, you may wish to have your water tested and flush your tap for 30 seconds to 2 minutes before using tap water. Additional information is available from the Safe Drinking Water Hotline at (800) 426-4791. We have reviewed our operational practices and additional flushing valves have been installed.							

**Palm Terrace**

**TTHMs and Stage I Disinfectant/ Disinfection By-Product (D/DBP) Parameters-** \*For Chlorine, Haloacetic Acids and TTHM the level detected is the highest annual average of the quarterly averages. Range of Results is the range of results (lowest to highest) at individual sampling sites.

Contaminant and Unit of Measurement	Dates of Sampling (mo./Yr.)	MCL Violation Y/N	Level Detected*	Range of Results	MCLG/ MRDLG	MCL/ MRDL	Likely Source of Contamination
Chloramines (ppm)	2005	N	2.7	1.5 - 3.4	MRDLG= 4	MRDL= 4	Water additive used to control microbes
Total Haloacetic acids (ppb)	2/05, 4/05, 7/05, 10/05	N	11.76	5.7 - 23.96	NA	60	Byproduct of drinking water disinfection
TTHMs [Total Trihalomethanes] (ppb)	2/05, 4/05, 7/05	N	37.77	19.1 - 78.82	NA	80	Byproduct of drinking water disinfection

**Lead and Copper (Tap Water)- Palm Terrace**

Contaminant and Unit of Measurement	Dates of Sampling (mo./Yr.)	AL Violation Y/N	90 <sup>th</sup> Percentile Result	No. of sites exceeding the AL	MCLG	AL (Action Level)	Likely Source of Contamination
Copper (ppm)	10/05	N	0.59	0	1.3	1.3	Corrosion of household plumbing
Lead (ppb)	10/05	Y	18 (c)	3 (b)	0	15	Corrosion of household plumbing
(c) <b>Action Level Violation:</b> We exceeded the action level for lead. Infants and children who drink water containing lead in excess of the action level over many years could experience delays in their physical or mental development. Children could have slight deficits in attention span and learning abilities. Adults who drink this water over many years could develop kidney problems or high blood pressure. We have reviewed our operational practices and additional flushing valves have been installed.							

West Pasco County							
Contaminant and Unit of Measurement	Date of Sample (mo./yr.)	MCL Violation Y/N	Level Detected	Range of Results	MCLG	MCL	Likely Source of Contamination
<b>Radiological Contaminants</b> - *Results in the Level Detected column for radiological contaminants, inorganic contaminants, synthetic organic contaminants including pesticides and herbicides, and volatile organic contaminants are the highest average at any of the sampling points or the highest detected level at any sampling point, depending on sampling frequency.							
Gross Alpha (pCi/L)	12/05	N	4.8	0- 4.8	0	15	Decay of natural and man-made deposits
Radium 226+228 (pCi/L)	3, 5, 7, 10, 12/05	N	2.7	0- 2.7	0	5	Erosion of natural deposits
<b>Inorganic Contaminants</b>							
Arsenic (ppb)	3/03	N	9.46 (d)	N/A	N/A	10 (e)	Erosion of natural deposits
Barium (ppm)	3/03	N	0.062	N/A	2	2	Erosion of natural deposits
Lead (ppb) point of entry	3/03	N	7.07	N/A	N/A	15	Erosion of natural deposits and corrosion of plumbing
Nickel (ppb)	3/03	N	3.62	N/A	N/A	100	Pollution from electroplating operations
Nitrate	3/05	N	7.1 (f)	ND- 7.1	10	10	Runoff from fertilizer use; leaching from septic tanks, sewage; erosion of natural deposits
Selenium (ppb)	3/05	N	4.4	ND- 4.4	50	50	Erosion of natural deposits
Sodium (ppm)	02/05	N	55	7.1- 55	N/A	160	Salt water intrusion leaching from soil
<b>Synthetic Organic Contaminants</b>							
Di(2-ethylhexyl) phthalate (ppb)	03/05	N	0.69	ND- 0.69	0	6	Discharge from rubber and chemical factories
Glyphosate (ppb)	03/05	N	8.2	ND- 8.2	700	700	Runoff from herbicide use

- (d) While your drinking water meets USEPA's standard for arsenic, it does contain low levels of arsenic. USEPA's standard balances the current understanding of arsenic's possible health effects against the costs of removing arsenic from drinking water. USEPA continues to research the health effects of low levels of arsenic, which is a mineral known to cause cancer in humans at high concentrations and is linked to other health effects such as skin damage and circulatory problems.
- (e) This arsenic standard became effective January 23, 2006.
- (f) Nitrate in drinking water at levels above 10 ppm is a health risk for infants of less than six months of age. High nitrate levels in drinking water can cause blue baby syndrome. Nitrate levels may rise quickly for short periods of time because of rainfall or agricultural activity. If you are caring for an infant you should ask advice from your health care provider.

MCLs are set at very stringent levels. To understand the possible health effects described for many regulated constituents, a person would have to drink 2 liters of water every day at the MCL level for 70 years to have a one-in-a-million chance of having the described health effect.

Some people may be more vulnerable to contaminants in drinking water than the general population. Immuno-compromised persons such as persons with cancer undergoing chemotherapy, persons who have undergone organ transplants, people with HIV/AIDS or other immune system disorders, some elderly, and infants can be particularly at risk from infections. These people should seek advice about drinking water from their health care providers. EPA/CDC guidelines on appropriate means to lessen the risk of infection by Cryptosporidium and other microbiological contaminants are available from the SAFE DRINKING WATER HOTLINE (1-800-426-4791).

Our water systems are designed and operated to deliver water to our customers' plumbing systems that complies with state and federal drinking water standards. This water is disinfected using chlorine, but it is not necessarily sterile. Customers' plumbing, including treatment devices, might remove, introduce or increase contaminants in tap water. All customers, and in particular operators of facilities like hotels and institutions serving susceptible populations (like hospitals and nursing homes), should properly operate and maintain the plumbing systems in these facilities. You can obtain additional information from the EPA's Safe Drinking Water Hotline at (800) 426-4791.



Aqua Utilities Florida  
 P.O. Box 490310  
 Leesburg, FL 34749



**2005 Annual Drinking Water Quality Report  
 Picciola Island PWS ID# 3351009**

Este informe contiene información importante sobre la calidad de su agua de beber. Hable con alguien que lo entienda o llame al 877.WTR.AQUA (877.987.2782).

We're pleased to present to you this year's Annual Water Quality Report. This report is designed to inform you about the quality water and services we deliver to you every day. If you have any questions about this report or concerns about your water utility, please contact us at 1-800-250-7532 or visit us at [www.aquautilitiesflorida.com](http://www.aquautilitiesflorida.com).

Picciola Island obtains its water from a groundwater source, which comes from the Floridan Aquifer. The water is chlorinated for disinfection purposes. The Florida Department of Environmental Protection (DEP) performed a Source Water Assessment on our system. Information provided by this assessment indicated no potential sources of contamination near our wells. The assessment results are available on the DEP Source Water Assessment and Protection Program website at [www.dep.state.fl.us/swapp](http://www.dep.state.fl.us/swapp).

The sources of drinking water (both tap water and bottled water) include rivers, lakes, streams, ponds, reservoirs, springs, and wells. As water travels over the surface of the land or through the ground, it dissolves naturally occurring minerals and, in some cases, radioactive material, and can pick up substances resulting from the presence of animals or from human activity.

Contaminants that may be present in source water include:

- A) **Microbial contaminants**, such as viruses and bacteria, which may come from sewage treatment plants, septic systems, agricultural livestock operations, and wildlife.
- B) **Inorganic contaminants**, such as salts and metals, which can be naturally-occurring or result from urban stormwater runoff, industrial or domestic wastewater discharges, oil and gas production, mining, or farming.
- C) **Pesticides and herbicides**, which may come from a variety of sources such as agriculture, urban stormwater runoff, and residential uses.
- D) **Organic chemical contaminants**, including synthetic and volatile organic chemicals, which are by-products of industrial processes and petroleum production, and can also come from gas stations, urban stormwater runoff, and septic systems.
- E) **Radioactive contaminants**, which can be naturally occurring or result from oil and gas production and mining activities.

In order to ensure that tap water is safe to drink, the EPA prescribes regulations, which limit the amount of certain contaminants in water provided by public water systems. The Food and Drug Administration (FDA) regulations establish limits for contaminants in bottled water, which must provide the same protection for public health.

Drinking water, including bottled water, may reasonably be expected to contain at least small amounts of some contaminants. The presence of contaminants does not necessarily indicate that the water poses a health risk. More information about contaminants and potential health effects can be obtained by calling the Environmental Protection Agency's Safe Drinking Water Hotline at 1-800-426-4791.

**Terms and Abbreviations**

**Action Level (AL):** The concentration of a contaminant that, if exceeded, triggers treatment or other requirements that a water system must follow.

**Maximum Contaminant Level or MCL:** The highest level of a contaminant that is allowed in drinking water. MCLs are set as close to the MCLGs as feasible using the best available treatment technology.

**Maximum Contaminant Level Goal or MCLG:** The level of a contaminant in drinking water below which there is no known or expected risk to health. MCLGs allow for a margin of safety.

**Maximum residual disinfectant level or MRDL:** The highest level of a disinfectant allowed in drinking water. There is convincing evidence that addition of a disinfectant is necessary for control of microbial contaminants.

**Maximum residual disinfectant level goal or MRDLG:** The level of drinking water disinfectant below which there is no known or expected risk to health. MRDLGs do not reflect the benefits of the use of disinfectants to control microbial contaminants.

**NA:** Not applicable      **ND:** means not detected and indicates that the substance was not found by laboratory analysis.

**Parts per million (ppm) or Milligrams per liter (mg/l):** one part by weight of analyte to 1 million parts by weight of the water sample.

**Parts per billion (ppb) or Micrograms per liter (µg/l):** one part by weight of analyte to 1 billion parts by weight of the water sample.

**PicoCurie per liter (pCi/L):** measure of the radioactivity in water.

## 2005 ANNUAL DRINKING WATER QUALITY TEST RESULTS

Aqua Utilities Florida routinely monitors for contaminants in your drinking water according to Federal and State laws, rules, and regulations. Except where otherwise noted, this report is based on the results of our monitoring for the period of January 1 to December 31, 2005 for Picciola Island PWS ID# 3351009. The Environmental Protection Agency (EPA) requires monitoring of over 80 drinking water contaminants. Those contaminants listed in the table below are the only contaminants detected in your drinking water.

\* Except as noted, results in the Level Detected column are the highest average at any sampling point or the highest single detected level at a sampling point, depending on sampling frequency.

Contaminant and Unit of Measurement	Dates of Sampling (mo./yr.)	MCL Violation Y/N	Level Detected*	Range of Results	MCLG	MCL	Likely Source of Contamination
<b>Radiological Contaminants</b>							
Alpha emitters (pCi/l)	02/03	N	0.5	NA	0	15	Erosion of natural deposits
Radium 226 + 228 or combined radium (pCi/l)	02/03	N	0.7	NA	0	5	Erosion of natural deposits

<b>Inorganic Contaminants</b>							
Barium (ppm)	02/03	N	0.0074	NA	2	2	Erosion of natural deposits
Fluoride (ppm)	02/03	N	0.15	NA	4	4	Erosion of natural deposits
Nitrate (as Nitrogen) (ppm)	02/05	N	0.99	NA	10	10	Runoff from fertilizer use; leaching from septic tanks, sewage, erosion of natural deposits
Sodium (ppm)	02/03	N	5.8	NA	NA	160	Salt water intrusion, leaching from soil

**TTHMs and Stage I Disinfectant/ Disinfection Byproduct (D/DBP) Parameters** \*For Chlorine and Haloacetic Acids the level detected is the highest annual average of the quarterly averages. Range of Results is the range of results (lowest to highest) at individual sampling sites.

Contaminant and Unit of Measurement	Dates of Sampling (mo./yr.)	MCL Violation Y/N	Level Detected*	Range of Results	MCLG/ MRDLG	MCL/ MRDL	Likely Source of Contamination
Chlorine (ppm)	2005	N	1.0	0.85-1.3	MRDLG =4	MRDL =4	Water additive used to control microbes
Haloacetic Acids (ppb)	10/04	N	0.88	NA	NA	60	Byproduct of drinking water disinfection

<b>Lead and Copper (Tap Water)</b>							
Contaminant and Unit of Measurement	Dates of Sampling (mo./yr.)	AL Violation Y/N	90 <sup>th</sup> Percentile Result	No. of sites exceeding the AL	MCLG	AL (Action Level)	Likely Source of Contamination
Copper (ppm)	2005	N	0.11	0	1.3	1.3	Corrosion of household plumbing
Lead (ppb)	2005	N	3.0	0	0	15	Corrosion of household plumbing

MCLs are set at very stringent levels. To understand the possible health effects described for many regulated constituents, a person would have to drink 2 liters of water every day at the MCL level for 70 years to have a one-in-a-million chance of having the described health effect.

Some people may be more vulnerable to contaminants in drinking water than the general population. Immuno-compromised persons such as persons with cancer undergoing chemotherapy, persons who have undergone organ transplants, people with HIV/AIDS or other immune system disorders, some elderly, and infants can be particularly at risk from infections. These people should seek advice about drinking water from their health care providers. EPA/CDC guidelines on appropriate means to lessen the risk of infection by Cryptosporidium and other microbiological contaminants are available from the SAFE DRINKING WATER HOTLINE (1-800-426-4791).

Our water systems are designed and operated to deliver water to our customers' plumbing systems that complies with state and federal drinking water standards. This water is disinfected using chlorine, but it is not necessarily sterile. Customers' plumbing, including treatment devices, might remove, introduce or increase contaminants in tap water. All customers, and in particular operators of facilities like hotels and institutions serving susceptible populations (like hospitals and nursing homes), should properly operate and maintain the plumbing systems in these facilities. You can obtain additional information from the EPA's Safe Drinking Water Hotline at (800) 426-4791.

Aqua Utilities Florida  
P.O. Box 490310  
Leesburg, FL 34749



### 2005 Annual Drinking Water Quality Report Piney Woods/ Spring Lake PWS ID #3351021

Este informe contiene información importante sobre la calidad de su agua de beber. Hable con alguien que lo entienda o llame al 877.WTR.AQUA (877.987.2782).

We're pleased to present to you this year's Annual Water Quality Report. This report is designed to inform you about the quality water and services we deliver to you every day. If you have any questions about this report or concerns about your water utility, please contact us at 1-800-250-7532 or visit us at [www.aquautilitiesflorida.com](http://www.aquautilitiesflorida.com).

Piney Woods/ Spring Lake obtain its water from a groundwater source, which comes from the Floridan Aquifer. The water is aerated and chlorinated for disinfection purposes. The Florida Department of Environmental Protection (DEP) performed a Source Water Assessment on our system. Information provided by this assessment indicated no potential sources of contamination near our wells. The assessment results are available on the DEP Source Water Assessment and Protection Program website at [www.dep.state.fl.us/swapp](http://www.dep.state.fl.us/swapp).

The sources of drinking water (both tap water and bottled water) include rivers, lakes, streams, ponds, reservoirs, springs, and wells. As water travels over the surface of the land or through the ground, it dissolves naturally occurring minerals and, in some cases, radioactive material, and can pick up substances resulting from the presence of animals or from human activity.

Contaminants that may be present in source water include:

- A) **Microbial contaminants**, such as viruses and bacteria, which may come from sewage treatment plants, septic systems, agricultural livestock operations, and wildlife.
- B) **Inorganic contaminants**, such as salts and metals, which can be naturally-occurring or result from urban stormwater runoff, industrial or domestic wastewater discharges, oil and gas production, mining, or farming.
- C) **Pesticides and herbicides**, which may come from a variety of sources such as agriculture, urban stormwater runoff, and residential uses.
- D) **Organic chemical contaminants**, including synthetic and volatile organic chemicals, which are by-products of industrial processes and petroleum production, and can also come from gas stations, urban stormwater runoff, and septic systems.
- E) **Radioactive contaminants**, which can be naturally occurring or result from oil and gas production and mining activities.

In order to ensure that tap water is safe to drink, the EPA prescribes regulations, which limit the amount of certain contaminants in water provided by public water systems. The Food and Drug Administration (FDA) regulations establish limits for contaminants in bottled water, which must provide the same protection for public health.

Drinking water, including bottled water, may reasonably be expected to contain at least small amounts of some contaminants. The presence of contaminants does not necessarily indicate that the water poses a health risk. More information about contaminants and potential health effects can be obtained by calling the Environmental Protection Agency's Safe Drinking Water Hotline at 1-800-426-4791.

#### Terms and Abbreviations

**Action Level (AL):** The concentration of a contaminant that, if exceeded, triggers treatment or other requirements that a water system must follow.

**Maximum Contaminant Level or MCL:** The highest level of a contaminant that is allowed in drinking water. MCLs are set as close to the MCLGs as feasible using the best available treatment technology.

**Maximum Contaminant Level Goal or MCLG:** The level of a contaminant in drinking water below which there is no known or expected risk to health. MCLGs allow for a margin of safety.

**Maximum residual disinfectant level or MRDL:** The highest level of a disinfectant allowed in drinking water. There is convincing evidence that addition of a disinfectant is necessary for control of microbial contaminants.

**Maximum residual disinfectant level goal or MRDLG:** The level of drinking water disinfectant below which there is no known or expected risk to health. MRDLGs do not reflect the benefits of the use of disinfectants to control microbial contaminants.

**N/A:** Not applicable      **ND:** means not detected and indicates that the substance was not found by laboratory analysis.

**Parts per million (ppm) or Milligrams per liter (mg/l):** one part by weight of analyte to 1 million parts by weight of the water sample.

**Parts per billion (ppb) or Micrograms per liter (µg/l):** one part by weight of analyte to 1 billion parts by weight of the water sample.

**PicoCurie per liter (pCi/L):** measure of the radioactivity in water.

### 2005 ANNUAL DRINKING WATER QUALITY TEST RESULTS

Aqua Utilities Florida routinely monitors for contaminants in your drinking water according to Federal and State laws, rules, and regulations. Except where indicated otherwise, this report is based on the results of our monitoring for the period of January 1 to December 31, 2005 for Piney Woods/ Spring Lake PWS ID #3351021. The Environmental Protection Agency (EPA) requires monitoring of over 80 drinking water contaminants. Those contaminants listed in the table below are the only contaminants detected in your drinking water. The state allows us to monitor for some contaminants less than once per year because the concentrations of these contaminants do not change frequently. Some of our data, though representative, are more than one year old.

\* Except as noted, results in the Level Detected column are the highest average at any sampling point or the highest single detected level at a sampling point, depending on sampling frequency.

Contaminant and Unit of Measurement	Dates of Sampling (mo./yr.)	MCL Violation Y/N	Level Detected*	Range of Results	MCLG	MCL	Likely Source of Contamination
<b>Radiological Contaminants</b>							
Alpha emitters (pCi/l)	02/03	N	2.7	1.3 - 2.7	0	15	Erosion of natural deposits
Radium 226 or combined radium (pCi/l)	02/03	N	1.3	0.3 - 1.3	0	5	Erosion of natural deposits
<b>Inorganic Contaminants</b>							
Arsenic (ppb)	02/03	N	3.5	ND - 3.5	NA	50	Erosion of natural deposits
Barium (ppm)	02/03	N	0.013	NA	2	2	Erosion of natural deposits
Fluoride (ppm)	02/03	N	0.17	0.16 - 0.17	4	4	Erosion of natural deposits
Nitrate (as Nitrogen) (ppm)	02/05	N	0.015	0.014-0.015	10	10	Runoff from fertilizer use; leaching from septic tanks, sewage, erosion of natural deposits
Sodium (ppm)	02/03	N	14	NA	NA	160	Salt water intrusion, leaching from soil

**TTHMs and Stage I Disinfectant/ Disinfection Byproduct (D/DBP) Parameters** \*For Chlorine, Haloacetic Acids and TTHM the level detected is the highest annual average of the quarterly averages. Range of Results is the range of results (lowest to highest) at individual sampling sites.

Contaminant and Unit of Measurement	Dates of Sampling (mo./yr.)	MCL Violation Y/N	Level Detected*	Range of Results	MCLG/ MRDLG	MCL/ MRDL	Likely Source of Contamination
Chlorine (ppm)	2005	N	1.1	0.9-1.35	MRDLG =4	MRDL =4	Water additive used to control microbes
Haloacetic Acids (ppb)	10/04	N	7.5	6.9 - 8	NA	60	Byproduct of drinking water disinfection
Total Trihalomethanes (ppb)	10/04	N	19.5	15 - 24	NA	80	Byproduct of drinking water disinfection

#### Lead and Copper (Tap Water)

Contaminant and Unit of Measurement	Dates of Sampling (mo./yr.)	AL Violation Y/N	90 <sup>th</sup> Percentile Result	No. of sites exceeding the AL	MCLG	AL (Action Level)	Likely Source of Contamination
Copper (ppm)	2005	N	0.39	0	1.3	1.3	Corrosion of household plumbing
Lead (ppb)	2005	N	4.2	0	0	15	Corrosion of household plumbing

#### Secondary Contaminants

Contaminant and Unit of Measurement	Dates of Sampling (mo./yr.)	MCL Violation Y/N	Highest Result	Range of Results	MCL	Likely Source of Contamination
Odor (threshold odor number)	02, 04, 05/03	Y	7.1	ND-7.1	3	Naturally occurring organics

**Odor Violation-** As seen in the table, we exceeded the odor MCL in 2003. There are no serious health concerns associated with these results. Additional samples were collected with results below the MCL.

**CCR Violation:** Last year, we inadvertently submitted an inadequate CCR for omitting the odor MCL violation. The 2003 odor violation is listed in the table above. We will take additional steps this year to ensure that our CCR is accurate. There are no health effects associated with this violation.

Some people may be more vulnerable to contaminants in drinking water than the general population. Immuno-compromised persons such as persons with cancer undergoing chemotherapy, persons who have undergone organ transplants, people with HIV/AIDS or other immune system disorders, some elderly, and infants can be particularly at risk from infections. These people should seek advice about drinking water from their health care providers. EPA/CDC guidelines on appropriate means to lessen the risk of infection by *Cryptosporidium* and other microbiological contaminants are available from the SAFE DRINKING WATER HOTLINE (1-800-426-4791).

MCLs are set at very stringent levels. To understand the possible health effects described for many regulated constituents, a person would have to drink 2 liters of water every day at the MCL level for 70 years to have a one-in-a-million chance of having the described health effect.

Our water systems are designed and operated to deliver water to our customers' plumbing systems that complies with state and federal drinking water standards. This water is disinfected using chlorine, but it is not necessarily sterile. Customers' plumbing, including treatment devices, might remove, introduce or increase contaminants in tap water. All customers, and in particular operators of facilities like hotels and institutions serving susceptible populations (like hospitals and nursing homes), should properly operate and maintain the plumbing systems in these facilities. You can obtain additional information from the EPA's Safe Drinking Water Hotline at (800) 426-4791.

Aqua Utilities Florida  
 P.O. Box 490310  
 Leesburg, FL 34749



### 2005 Annual Drinking Water Quality Report Pomona Park PWS ID# 2540905

Este informe contiene información importante sobre la calidad de su agua de beber. Hable con alguien que lo entienda o llame al 877.WTR.AQUA (877.987.2782).

We're pleased to present to you this year's Annual Water Quality Report. This report is designed to inform you about the quality water and services we deliver to you every day. If you have any questions about this report or concerns about your water utility, please contact us at 1-800-250-7532 or visit us at [www.aquautilitiesflorida.com](http://www.aquautilitiesflorida.com).

Pomona Park obtains its water from a groundwater source, which comes from the Floridan Aquifer. The water is chlorinated for disinfection purposes. The Florida Department of Environmental Protection (DEP) performed a Source Water Assessment on our system. Information provided by this assessment indicated that Pomona Park is of high susceptibility to contamination. This doesn't mean that your water is contaminated. Your water is described in this report. The assessment results are available on the DEP Source Water Assessment and Protection Program website at [www.dep.state.fl.us/swapp](http://www.dep.state.fl.us/swapp).

The sources of drinking water (both tap water and bottled water) include rivers, lakes, streams, ponds, reservoirs, springs, and wells. As water travels over the surface of the land or through the ground, it dissolves naturally occurring minerals and, in some cases, radioactive material, and can pick up substances resulting from the presence of animals or from human activity.

Contaminants that may be present in source water include:

- A) **Microbial contaminants**, such as viruses and bacteria, which may come from sewage treatment plants, septic systems, agricultural livestock operations, and wildlife.
- B) **Inorganic contaminants**, such as salts and metals, which can be naturally-occurring or result from urban stormwater runoff, industrial or domestic wastewater discharges, oil and gas production, mining, or farming.
- C) **Pesticides and herbicides**, which may come from a variety of sources such as agriculture, urban stormwater runoff, and residential uses.
- D) **Organic chemical contaminants**, including synthetic and volatile organic chemicals, which are by-products of industrial processes and petroleum production, and can also come from gas stations, urban stormwater runoff, and septic systems.
- E) **Radioactive contaminants**, which can be naturally occurring or result from oil and gas production and mining activities.

In order to ensure that tap water is safe to drink, the EPA prescribes regulations, which limit the amount of certain contaminants in water provided by public water systems. The Food and Drug Administration (FDA) regulations establish limits for contaminants in bottled water, which must provide the same protection for public health.

Drinking water, including bottled water, may reasonably be expected to contain at least small amounts of some contaminants. The presence of contaminants does not necessarily indicate that the water poses a health risk. More information about contaminants and potential health effects can be obtained by calling the Environmental Protection Agency's Safe Drinking Water Hotline at 1-800-426-4791.

#### Terms and Abbreviations

**Action Level (AL):** The concentration of a contaminant that, if exceeded, triggers treatment or other requirements that a water system must follow.

**Maximum Contaminant Level or MCL:** The highest level of a contaminant that is allowed in drinking water. MCLs are set as close to the MCLGs as feasible using the best available treatment technology.

**Maximum Contaminant Level Goal or MCLG:** The level of a contaminant in drinking water below which there is no known or expected risk to health. MCLGs allow for a margin of safety.

**Maximum residual disinfectant level or MRDL:** The highest level of a disinfectant allowed in drinking water. There is convincing evidence that addition of a disinfectant is necessary for control of microbial contaminants.

**Maximum residual disinfectant level goal or MRDLG:** The level of drinking water disinfectant below which there is no known or expected risk to health. MRDLGs do not reflect the benefits of the use of disinfectants to control microbial contaminants.

**N/A:** Not applicable

**ND:** means not detected and indicates that the substance was not found by laboratory analysis.

**Parts per million (ppm) or Milligrams per liter (mg/l):** one part by weight of analyte to 1 million parts by weight of the water sample.

**Parts per billion (ppb) or Micrograms per liter (µg/l):** one part by weight of analyte to 1 billion parts by weight of the water sample.

**Picocurie per liter (pCi/L):** measure of the radioactivity in water.

## 2005 ANNUAL DRINKING WATER QUALITY TEST RESULTS

Aqua Utilities Florida routinely monitors for contaminants in your drinking water according to Federal and State laws, rules, and regulations. Except where otherwise noted, this report is based on the results of our monitoring for the period of January 1 to December 31, 2005 for Pomona Park PWS ID# 2540905. The Environmental Protection Agency (EPA) requires monitoring of over 80 drinking water contaminants. Those contaminants listed in the table below are the only ones detected in your drinking water. The state allows us to monitor for some contaminants less than once per year because concentrations do not change frequently. Some of our data, though representative, are more than one year old.

\* Except as noted, results in the Level Detected column are the highest average at any sampling point or the highest single detected level at a sampling point, depending on sampling frequency.

Contaminant and Unit of Measurement	Dates of Sampling (mo./yr.)	MCL Violation Y/N	Level Detected*	Range of Results	MCLG	MCL	Likely Source of Contamination
<b>Radiological Contaminants</b>							
Alpha emitters (pCi/l)	02/03	N	0.8	NA	0	15	Erosion of natural deposits
<b>Inorganic Contaminants</b>							
Barium (ppm)	02/03	N	0.0070	NA	2	2	Erosion of natural deposits
Fluoride (ppm)	02/03	N	0.095	NA	4	4	Erosion of natural deposits
Nitrate (as Nitrogen) (ppm)	05/05	N	0.12	NA	10	10	Runoff from fertilizer use; leaching from septic tanks, sewage; erosion of natural deposits
Sodium (ppm)	02/03	N	8.7	NA	NA	160	Salt water intrusion, leaching from soil
<b>TTHMs and Stage 1 Disinfectant/ Disinfection Byproduct (D/DBP) Parameters</b> *For Chlorine, Haloacetic Acids and TTHM the level detected is the highest annual average of the quarterly averages. Range of Results is the range of results (lowest to highest) at individual sampling sites.							
Chlorine (ppm)	2005	N	1.86	0.8-2.1	MRDLG =4	MRDL =4	Water additive used to control microbes
Haloacetic Acids (ppb)	10/04	N	6.4	NA	NA	60	Byproduct of drinking water disinfection
Total Trihalomethanes (ppb)	10/04	N	28	NA	NA	80	Byproduct of drinking water disinfection

**Monitoring Violation:** We received a monitoring violation for failure to collect samples for disinfection byproducts during the monitoring period of July 1, 2005 through September 30, 2005. Because we did not take the required samples, we do not know whether the contaminants were present in your drinking water. The health effects of this monitoring violation are unknown.

<b>Lead and Copper (Tap Water)</b>							
Contaminant and Unit of Measurement	Dates of Sampling (mo./yr.)	AL Violation Y/N	90 <sup>th</sup> Percentile Result	No. of sites exceeding the AL	MCLG	AL (Action Level)	Likely Source of Contamination
Copper (ppm)	08/05	N	0.59	0	1.3	1.3	Corrosion of household plumbing
Lead (ppb)	08/05	N	3	0	0	15	Corrosion of household plumbing

Some people may be more vulnerable to contaminants in drinking water than the general population. Immuno-compromised persons such as persons with cancer undergoing chemotherapy, persons who have undergone organ transplants, people with HIV/AIDS or other immune system disorders, some elderly, and infants can be particularly at risk from infections. These people should seek advice about drinking water from their health care providers. EPA/CDC guidelines on appropriate means to lessen the risk of infection by *Cryptosporidium* and other microbiological contaminants are available from the SAFE DRINKING WATER HOTLINE (1-800-426-4791).

MCLs are set at very stringent levels. To understand the possible health effects described for many regulated constituents, a person would have to drink 2 liters of water every day at the MCL level for 70 years to have a one-in-a-million chance of having the described health effect.

Our water systems are designed and operated to deliver water to our customers' plumbing systems that complies with state and federal drinking water standards. This water is disinfected using chlorine, but it is not necessarily sterile. Customers' plumbing, including treatment devices, might remove, introduce or increase contaminants in tap water. All customers, and in particular operators of facilities like hotels and institutions serving susceptible populations (like hospitals and nursing homes), should properly operate and maintain the plumbing systems in these facilities. You can obtain additional information from the EPA's Safe Drinking Water Hotline at (800) 426-4791.

Aqua Utilities Florida  
 P.O. Box 490310  
 Leesburg, FL 34749



### 2005 Annual Drinking Water Quality Report Quail Ridge PWS ID #3354867

Este informe contiene información importante sobre la calidad de su agua de beber. Hable con alguien que lo entienda o llame al 877.WTR.AQUA (877.987.2782).

We're pleased to present to you this year's Annual Water Quality Report. This report is designed to inform you about the quality water and services we deliver to you every day.

Quail Ridge obtains its water from a groundwater source, which comes from the Floridan Aquifer. The water is chlorinated for disinfection purposes. The Florida Department of Environmental Protection (DEP) performed a Source Water Assessment on our system. Information provided by this assessment indicated no potential sources of contamination near our wells. The assessment results are available on the DEP Source Water Assessment and Protection Program website at [www.dep.state.fl.us/swapp](http://www.dep.state.fl.us/swapp).

If you have any questions about this report or concerns about your water utility, please contact us at 1-800-250-7532 or visit us at [www.aquautilitiesflorida.com](http://www.aquautilitiesflorida.com).

The sources of drinking water (both tap water and bottled water) include rivers, lakes, streams, ponds, reservoirs, springs, and wells. As water travels over the surface of the land or through the ground, it dissolves naturally occurring minerals and, in some cases, radioactive material, and can pick up substances resulting from the presence of animals or from human activity.

Contaminants that may be present in source water include:

- A) **Microbial contaminants**, such as viruses and bacteria, which may come from sewage treatment plants, septic systems, agricultural livestock operations, and wildlife.
- B) **Inorganic contaminants**, such as salts and metals, which can be naturally-occurring or result from urban stormwater runoff, industrial or domestic wastewater discharges, oil and gas production, mining, or farming.
- C) **Pesticides and herbicides**, which may come from a variety of sources such as agriculture, urban stormwater runoff, and residential uses.
- D) **Organic chemical contaminants**, including synthetic and volatile organic chemicals, which are by-products of industrial processes and petroleum production, and can also come from gas stations, urban stormwater runoff, and septic systems.
- E) **Radioactive contaminants**, which can be naturally occurring or result from oil and gas production and mining activities.

In order to ensure that tap water is safe to drink, the EPA prescribes regulations, which limit the amount of certain contaminants in water provided by public water systems. The Food and Drug Administration (FDA) regulations establish limits for contaminants in bottled water, which must provide the same protection for public health.

Drinking water, including bottled water, may reasonably be expected to contain at least small amounts of some contaminants. The presence of contaminants does not necessarily indicate that the water poses a health risk. More information about contaminants and potential health effects can be obtained by calling the Environmental Protection Agency's Safe Drinking Water Hotline at 1-800-426-4791.

#### Terms and Abbreviations

**Action Level (AL):** The concentration of a contaminant that, if exceeded, triggers treatment or other requirements that a water system must follow.

**Maximum Contaminant Level or MCL:** The highest level of a contaminant that is allowed in drinking water. MCLs are set as close to the MCLGs as feasible using the best available treatment technology.

**Maximum Contaminant Level Goal or MCLG:** The level of a contaminant in drinking water below which there is no known or expected risk to health. MCLGs allow for a margin of safety.

**Maximum residual disinfectant level or MRDL:** The highest level of a disinfectant allowed in drinking water. There is convincing evidence that addition of a disinfectant is necessary for control of microbial contaminants.

**Maximum residual disinfectant level goal or MRDLG:** The level of drinking water disinfectant below which there is no known or expected risk to health. MRDLGs do not reflect the benefits of the use of disinfectants to control microbial contaminants.

**N/A:** Not applicable      **ND:** means not detected and indicates that the substance was not found by laboratory analysis.

**Parts per million (ppm) or Milligrams per liter (mg/l):** one part by weight of analyte to 1 million parts by weight of the water sample.

**Parts per billion (ppb) or Micrograms per liter (µg/l):** one part by weight of analyte to 1 billion parts by weight of the water sample

**Picocurie per liter (pCi/L):** measure of the radioactivity in water.

## 2005 ANNUAL DRINKING WATER QUALITY TEST RESULTS

Aqua Utilities Florida routinely monitors for contaminants in your drinking water according to Federal and State laws, rules, and regulations. Except where indicated otherwise, this report is based on the results of our monitoring for the period of January 1 to December 31, 2005 for Quail Ridge PWS ID #3354867. The Environmental Protection Agency (EPA) requires monitoring of over 80 drinking water contaminants. The state allows us to monitor for some contaminants less than once per year because the concentrations of these contaminants do not change frequently. Some of our data, though representative, are more than one year old. Those contaminants listed in the table below are the only contaminants detected in your drinking water.

\* Except as noted, results in the Level Detected column are the highest average at any sampling point or the highest single detected level at a sampling point, depending on sampling frequency.

Contaminant and Unit of Measurement	Dates of Sampling (mo./yr.)	MCL Violation Y/N	Level Detected*	Range of Results	MCLG	MCL	Likely Source of Contamination
<b>Radiological Contaminants</b>							
Alpha emitters (pCi/l)	02/03	N	0.8	NA	0	15	Erosion of natural deposits
Radium 226 + 228 or combined radium (pCi/l)	02/03	N	1.0	NA	0	5	Erosion of natural deposits

<b>Inorganic Contaminants</b>							
Barium (ppm)	02/03	N	0.0084	NA	2	2	Discharge of drilling wastes; discharge from metal refineries; erosion of natural deposits
Fluoride (ppm)	02/03	N	0.19	NA	4	4	Erosion of natural deposits
Nitrate (as Nitrogen) (ppm)	02/05	N	0.02	NA	10	10	Runoff from fertilizer use; leaching from septic tanks, sewage, erosion of natural deposits
Sodium (ppm)	02/03	N	8.8	NA	NA	160	Salt water intrusion, leaching from soil

**TTHMs and Stage I Disinfectant/ Disinfection Byproduct (D/DBP) Parameters** \*For Chlorine, Haloacetic Acids and TTHM the level detected is the highest annual average of the quarterly averages. Range of Results is the range of results (lowest to highest) at individual sampling sites.

Contaminant and Unit of Measurement	Dates of Sampling (mo./yr.)	MCL Violation Y/N	Level Detected*	Range of Results	MCLG	MCL	Likely Source of Contamination
Chlorine (ppm)	2005	N	1.1	0.8-1.5	MRDLG =4	MRDL =4	Water additive used to control microbes
Total Haloacetic Acids (ppb)	08/05	N	7.18	NA	NA	60	Byproduct of drinking water disinfection
TTHMs (Total Trihalo-methanes) (ppb)	08/05	N	21.1	NA	NA	80	Byproduct of drinking water disinfection

<b>Lead and Copper (Tap Water)</b>							
Contaminant and Unit of Measurement	Dates of Sampling (mo./yr.)	AL Violation Y/N	90 <sup>th</sup> Percentile Result	No. of sites exceeding the AL	MCLG	AL (Action Level)	Likely Source of Contamination
Copper (ppm)	2005	N	0.0270	0	1.3	1.3	Corrosion of household plumbing
Lead (ppb)	2005	N	1.5	0	0	15	Corrosion of household plumbing

MCLs are set at very stringent levels. To understand the possible health effects described for many regulated constituents, a person would have to drink 2 liters of water every day at the MCL level for 70 years to have a one-in-a-million chance of having the described health effect.

Some people may be more vulnerable to contaminants in drinking water than the general population. Immuno-compromised persons such as persons with cancer undergoing chemotherapy, persons who have undergone organ transplants, people with HIV/AIDS or other immune system disorders, some elderly, and infants can be particularly at risk from infections. These people should seek advice about drinking water from their health care providers. EPA/CDC guidelines on appropriate means to lessen the risk of infection by *Cryptosporidium* and other microbiological contaminants are available from the SAFE DRINKING WATER HOTLINE (1-800-426-4791).

Our water systems are designed and operated to deliver water to our customers' plumbing systems that complies with state and federal drinking water standards. This water is disinfected using chlorine, but it is not necessarily sterile. Customers' plumbing, including treatment devices, might remove, introduce or increase contaminants in tap water. All customers, and in particular operators of facilities like hotels and institutions serving susceptible populations (like hospitals and nursing homes), should properly operate and maintain the plumbing systems in these facilities. You can obtain additional information from the EPA's Safe Drinking Water Hotline at (800) 426-4791.



Aqua Utilities Florida  
 P.O. Box 490310  
 Leesburg, FL 34749



### 2005 Annual Drinking Water Quality Report Ravenswood, PWSID # 3351062

*Este informe contiene información importante sobre la calidad de su agua de beber. Hable con alguien que lo entienda o llame al 877.WTR.AQUA (877.987.2782).*

We're pleased to present to you this year's Annual Water Quality Report. This report is designed to inform you about the quality water and services we deliver to you every day.

Ravenswood obtains its water from a groundwater source, which comes from the Floridian Aquifer. The water is chlorinated for disinfection purposes. The Florida Department of Environmental Protection (DEP) performed a Source Water Assessment on our system. Information provided by this assessment indicated no potential sources of contamination near our wells. The assessment results are available on the DEP Source Water Assessment and Protection Program website at [www.dep.state.fl.us/swapp](http://www.dep.state.fl.us/swapp).

If you have any questions about this report or concerns about your water utility, please contact us at (800) 250-7532 or visit us at [www.aquautilitiesflorida.com](http://www.aquautilitiesflorida.com).

The sources of drinking water (both tap water and bottled water) include rivers, lakes, streams, ponds, reservoirs, springs, and wells. As water travels over the surface of the land or through the ground, it dissolves naturally occurring minerals and, in some cases, radioactive material, and can pick up substances resulting from the presence of animals or from human activity.

Contaminants that may be present in source water include:

- A) **Microbial contaminants**, such as viruses and bacteria, which may come from sewage treatment plants, septic systems, agricultural livestock operations, and wildlife.
- B) **Inorganic contaminants**, such as salts and metals, which can be naturally-occurring or result from urban stormwater runoff, industrial or domestic wastewater discharges, oil and gas production, mining, or farming.
- C) **Pesticides and herbicides**, which may come from a variety of sources such as agriculture, urban stormwater runoff, and residential uses.
- D) **Organic chemical contaminants**, including synthetic and volatile organic chemicals, which are by-products of industrial processes and petroleum production, and can also, come from gas stations, urban stormwater runoff, and septic systems.
- E) **Radioactive contaminants**, which can be naturally occurring or result from oil and gas production and mining activities.

In order to ensure that tap water is safe to drink, the EPA prescribes regulations, which limit the amount of certain contaminants in water provided by public water systems. The Food and Drug Administration (FDA) regulations establish limits for contaminants in bottled water, which must provide the same protection for public health.

Drinking water, including bottled water, may reasonably be expected to contain at least small amounts of some contaminants. The presence of contaminants does not necessarily indicate that the water poses a health risk. More information about contaminants and potential health effects can be obtained by calling the Environmental Protection Agency's Safe Drinking Water Hotline at (800) 426-4791.

#### Terms and Abbreviations

**Action Level (AL):** The concentration of a contaminant that, if exceeded, triggers treatment or other requirements that a water system must follow.

**Maximum Contaminant Level or MCL:** The highest level of a contaminant that is allowed in drinking water. MCLs are set as close to the MCLGs as feasible using the best available treatment technology.

**Maximum Contaminant Level Goal or MCLG:** The level of a contaminant in drinking water below which there is no known or expected risk to health. MCLGs allow for a margin of safety.

**Maximum residual disinfectant level or MRDL:** The highest level of a disinfectant allowed in drinking water. There is convincing evidence that addition of a disinfectant is necessary for control of microbial contaminants.

**Maximum residual disinfectant level goal or MRDLG:** The level of drinking water disinfectant below which there is no known or expected risk to health. MRDLGs do not reflect the benefits of the use of disinfectants to control microbial contaminants.

**N/A:** Not applicable      **ND:** means not detected and indicates that the substance was not found by laboratory analysis.

**Parts per million (ppm) or Milligrams per liter (mg/l):** one part by weight of analyte to 1 million parts by weight of the water sample.

**Parts per billion (ppb) or Micrograms per liter (µg/l):** one part by weight of analyte to 1 billion parts by weight of the water sample.

**PicoCurie per liter (pCi/L):** measure of the radioactivity in water.

## 2005 ANNUAL DRINKING WATER QUALITY TEST RESULTS

Aqua Utilities Florida routinely monitors for contaminants in your drinking water according to Federal and State laws, rules, and regulations. Except where indicated otherwise, this report is based on the results of our monitoring for the period of January 1 to December 31, 2005 for Ravenswood - PWS ID # 3351062. The Environmental Protection Agency (EPA) requires monitoring of over 80 drinking water contaminants. Those contaminants listed in the table below are the only contaminants detected in your drinking water.

\* Except as noted, results in the Level Detected column are the highest average at any sampling point or the highest single detected level at a sampling point, depending on sampling frequency.

Contaminant and Unit of Measurement	Dates of Sampling (mo./yr.)	MCL Violation Y/N	Level Detected*	Range of Results	MCLG	MCL	Likely Source of Contamination
<b>Radiological Contaminants</b>							
Radium 226 (pCi/l)	3/03	N	0.5	N/A	0	5	Erosion of natural deposits
<b>Inorganic Contaminants</b>							
Barium (ppm)	3/03	N	0.015	N/A	2	2	Erosion of natural deposits
Fluoride (ppm)	3/03	N	0.09	N/A	4	4	Erosion of natural deposits
Lead (point of entry) (ppb)	3/03	N	1.6	N/A	N/A	15	Erosion of natural deposits; corrosion of plumbing
Sodium (ppm)	3/03	N	14	N/A	N/A	160	Salt water intrusion, leaching from soil
<b>TTHMs and Stage I Disinfectant/ Disinfection By-Product (D/DBP) Parameters</b> *For Chlorine, Haloacetic Acids and TTHM the level detected is the highest annual average of the quarterly averages. Range of Results is the range of results (lowest to highest) at individual sampling sites.							
Contaminant and Unit of Measurement	Dates of Sampling (mo./yr.)	MCL Violation Y/N	Level Detected*	Range of Results	MCLG/ MRDLG	MCL/ MRDL	Likely Source of Contamination
Chlorine (ppm)	2005	N	1.3	1.2-1.5	MRDLG =4	MRDL =4	Water additive used to control microbes
TTHMs [Total Trihalomethanes] (ppb)	7/04	N	17.3	N/A	N/A	80	Byproduct of drinking water disinfection
Total Haloacetic Acids (ppb)	7/04	N	2.6	N/A	N/A	60	Byproduct of drinking water disinfection

<b>Lead and Copper (Tap Water)</b>							
Contaminant and Unit of Measurement	Dates of Sampling (mo./yr.)	AL Violation Y/N	90 <sup>th</sup> Percentile Result	No. of sites exceeding the AL	MCLG	AL (Action Level)	Likely Source of Contamination
Copper (ppm)	2005	N	0.71	0	1.3	1.3	Corrosion of household plumbing
Lead (ppb)	2005	N	ND	0	0	15	Corrosion of household plumbing

MCLs are set at very stringent levels. To understand the possible health effects described for many regulated constituents, a person would have to drink 2 liters of water every day at the MCL level for 70 years to have a one-in-a-million chance of having the described health effect.

Some people may be more vulnerable to contaminants in drinking water than the general population. Immuno-compromised persons such as persons with cancer undergoing chemotherapy, persons who have undergone organ transplants, people with HIV/AIDS or other immune system disorders, some elderly, and infants can be particularly at risk from infections. These people should seek advice about drinking water from their health care providers. EPA/CDC guidelines on appropriate means to lessen the risk of infection by Cryptosporidium and other microbiological contaminants are available from the SAFE DRINKING WATER HOTLINE (800) 426-4791.

Our water systems are designed and operated to deliver water to our customers' plumbing systems that complies with state and federal drinking water standards. This water is disinfected using chlorine, but it is not necessarily sterile. Customers' plumbing, including treatment devices, might remove, introduce or increase contaminants in tap water. All customers, and in particular operators of facilities like hotels and institutions serving susceptible populations (like hospitals and nursing homes), should properly operate and maintain the plumbing systems in these facilities. You can obtain additional information from the EPA's Safe Drinking Water Hotline at (800) 426-4791.

Aqua Utilities Florida  
 P.O. Box 490310  
 Leesburg, FL 34749



### 2005 Annual Drinking Water Quality Report River Grove PWS ID# 2540959

Este informe contiene información importante sobre la calidad de su agua de beber. Hable con alguien que lo entienda o llame al 877.WTR.AQUA (877.987.2782).

We're pleased to present to you this year's Annual Water Quality Report. This report is designed to inform you about the quality water and services we deliver to you every day. If you have any questions about this report or concerns about your water utility, please contact us at 1-800-250-7532 or visit us at [www.aquauilitiesflorida.com](http://www.aquauilitiesflorida.com).

River Grove obtains its water from a groundwater source, which comes from the Floridan Aquifer. The water is aerated and chlorinated for disinfection purposes. The Florida Department of Environmental Protection (DEP) performed a Source Water Assessment on our system. Information provided by this assessment indicated that River Grove is of low susceptibility to contamination. The assessment results are available on the DEP Source Water Assessment and Protection Program website at [www.dep.state.fl.us/swapp](http://www.dep.state.fl.us/swapp).

The sources of drinking water (both tap water and bottled water) include rivers, lakes, streams, ponds, reservoirs, springs, and wells. As water travels over the surface of the land or through the ground, it dissolves naturally occurring minerals and, in some cases, radioactive material, and can pick up substances resulting from the presence of animals or from human activity.

Contaminants that may be present in source water include:

- A) **Microbial contaminants**, such as viruses and bacteria, which may come from sewage treatment plants, septic systems, agricultural livestock operations, and wildlife.
- B) **Inorganic contaminants**, such as salts and metals, which can be naturally-occurring or result from urban stormwater runoff, industrial or domestic wastewater discharges, oil and gas production, mining, or farming.
- C) **Pesticides and herbicides**, which may come from a variety of sources such as agriculture, urban stormwater runoff, and residential uses.
- D) **Organic chemical contaminants**, including synthetic and volatile organic chemicals, which are by-products of industrial processes and petroleum production, and can also come from gas stations, urban stormwater runoff, and septic systems.
- E) **Radioactive contaminants**, which can be naturally occurring or result from oil and gas production and mining activities.

In order to ensure that tap water is safe to drink, the EPA prescribes regulations, which limit the amount of certain contaminants in water provided by public water systems. The Food and Drug Administration (FDA) regulations establish limits for contaminants in bottled water, which must provide the same protection for public health.

Drinking water, including bottled water, may reasonably be expected to contain at least small amounts of some contaminants. The presence of contaminants does not necessarily indicate that the water poses a health risk. More information about contaminants and potential health effects can be obtained by calling the Environmental Protection Agency's Safe Drinking Water Hotline at 1-800-426-4791.

#### Terms and Abbreviations

**Action Level (AL):** The concentration of a contaminant that, if exceeded, triggers treatment or other requirements that a water system must follow.

**Maximum Contaminant Level or MCL:** The highest level of a contaminant that is allowed in drinking water. MCLs are set as close to the MCLGs as feasible using the best available treatment technology.

**Maximum Contaminant Level Goal or MCLG:** The level of a contaminant in drinking water below which there is no known or expected risk to health. MCLGs allow for a margin of safety.

**Maximum residual disinfectant level or MRDL:** The highest level of a disinfectant allowed in drinking water. There is convincing evidence that addition of a disinfectant is necessary for control of microbial contaminants.

**Maximum residual disinfectant level goal or MRDLG:** The level of drinking water disinfectant below which there is no known or expected risk to health. MRDLGs do not reflect the benefits of the use of disinfectants to control microbial contaminants.

**N/A:** Not applicable

**ND:** means not detected and indicates that the substance was not found by laboratory analysis.

**Parts per million (ppm) or Milligrams per liter (mg/l):** one part by weight of analyte to 1 million parts by weight of the water sample.

**Parts per billion (ppb) or Micrograms per liter (µg/l):** one part by weight of analyte to 1 billion parts by weight of the water sample.

**Picocurie per liter (pCi/L):** measure of the radioactivity in water.

## 2005 ANNUAL DRINKING WATER QUALITY TEST RESULTS

Aqua Utilities Florida routinely monitors for contaminants in your drinking water according to Federal and State laws, rules, and regulations. Except where indicated otherwise, this report is based on the results of our monitoring for the period of January 1 to December 31, 2005 for River Grove PWS ID# 2540959. The Environmental Protection Agency (EPA) requires monitoring of over 80 drinking water contaminants. Those contaminants listed in the table below are the only ones detected in your drinking water. The state allows us to monitor for some contaminants less than once per year because concentrations do not change frequently. Some of our data, though representative, are more than one year old.

* Except as noted, results in the Level Detected column are the highest average at any sampling point or the highest single detected level at a sampling point, depending on sampling frequency.							
Contaminant and Unit of Measurement	Dates of Sampling (mo./yr.)	MCL Violation Y/N	Level Detected*	Range of Results	MCLG	MCL	Likely Source of Contamination
<b>Radiological Contaminants</b>							
Radium 226 + 228 or combined radium (pCi/l)	02/03	N	1.1	NA	0	5	Erosion of natural deposits
<b>Inorganic Contaminants</b>							
Barium (ppm)	02/03	N	0.019	NA	2	2	Erosion of natural deposits
Fluoride (ppm)	02/03	N	0.21	NA	4	4	Erosion of natural deposits
Nitrate (as Nitrogen) (ppm)	12/05	N	0.052	NA	10	10	Runoff from fertilizer use; leaching from septic tanks, sewage; erosion of natural deposits
Sodium (ppm)	02/03	N	77	NA	NA	160	Salt water intrusion, leaching from soil
<b>Volatile Organic Contaminants</b>							
Trichloroethylene (ppb)	02, 04/03	N	0.57	0.36-0.57	0	3	Discharge from metal degreasing sites and other factories

<b>TTHMs and Stage I Disinfectant/ Disinfection Byproduct (D/DBP) Parameters</b> *For Chlorine, Haloacetic Acids and TTHM the level detected is the highest annual average of the quarterly averages. Range of Results is the range of results (lowest to highest) at individual sampling sites.							
Chlorine (ppm)	2005	N	1.5	0.8-1.9	MRDLG =4	MRDL =4	Water additive used to control microbes
Total Haloacetic Acids (ppb)	2/05, 6/05, 9/05, 12/05	N	49.71	NA	NA	60	Byproduct of drinking water disinfection
TTHMs [Total Trihalo-methanes] (ppb)	2/05, 6/05, 09/05, 12/05	N	23.44	NA	NA	80	Byproduct of drinking water disinfection

<b>Lead and Copper (Tap Water)</b>							
Contaminant and Unit of Measurement	Dates of Sampling (mo./Yr.)	AL Violation Y/N	90 <sup>th</sup> Percentile Result	No. of sites exceeding the AL	MCLG	AL (Action Level)	Likely Source of Contamination
Copper (ppm)	10/04, 11/04	N	0.39	0	1.3	1.3	Corrosion of household plumbing
Lead (ppb)	10/04, 11/04	N	3.4	0	0	15	Corrosion of household plumbing

MCLs are set at very stringent levels. To understand the possible health effects described for many regulated constituents, a person would have to drink 2 liters of water every day at the MCL level for 70 years to have a one-in-a-million chance of having the described health effect.

Some people may be more vulnerable to contaminants in drinking water than the general population. Immuno-compromised persons such as persons with cancer undergoing chemotherapy, persons who have undergone organ transplants, people with HIV/AIDS or other immune system disorders, some elderly, and infants can be particularly at risk from infections. These people should seek advice about drinking water from their health care providers. EPA/CDC guidelines on appropriate means to lessen the risk of infection by *Cryptosporidium* and other microbiological contaminants are available from the SAFE DRINKING WATER HOTLINE (1-800-426-4791).

Our water systems are designed and operated to deliver water to our customers' plumbing systems that complies with state and federal drinking water standards. This water is disinfected using chlorine, but it is not necessarily sterile. Customers' plumbing, including treatment devices, might remove, introduce or increase contaminants in tap water. All customers, and in particular operators of facilities like hotels and institutions serving susceptible populations (like hospitals and nursing homes), should properly operate and maintain the plumbing systems in these facilities. You can obtain additional information from the EPA's Safe Drinking Water Hotline at (800) 426-4791.

Aqua Utilities Florida  
8374 Market St., #419  
Bradenton, FL 34202



### 2005 Annual Drinking Water Quality Report Rosalie Oaks PWSID # 3531546

*Este informe contiene información importante sobre la calidad de su agua de beber. Hable con alguien que lo entienda o llame al 877.WTR.AQUA (877.987.2782).*

We're pleased to present to you this year's Annual Water Quality Report. This report is designed to inform you about the quality water and services we deliver to you every day. If you have any questions about this report or concerns about your water utility, please contact us at (800) 250-7532 or visit us at [www.aquautilitiesflorida.com](http://www.aquautilitiesflorida.com).

Rosalie Oaks obtains its water from a groundwater source, which comes from the Floridian Aquifer. The water is chlorinated for disinfection purposes. The Florida Department of Environmental Protection (DEP) completed a Source Water Assessment in 2004. Information provided by this assessment indicated that there is no potential source of contamination near our wells. The report is available at the DEP Source Water Assessment and Protection web site: <http://www.dep.state.fl.us/swapp>.

The sources of drinking water (both tap water and bottled water) include rivers, lakes, streams, ponds, reservoirs, springs, and wells. As water travels over the surface of the land or through the ground, it dissolves naturally occurring minerals and, in some cases, radioactive material, and can pick up substances resulting from the presence of animals or from human activity.

Contaminants that may be present in source water include:

- A) **Microbial contaminants**, such as viruses and bacteria, which may come from sewage treatment plants, septic systems, agricultural livestock operations, and wildlife.
- B) **Inorganic contaminants**, such as salts and metals, which can be naturally-occurring or result from urban storm water runoff, industrial or domestic wastewater discharges, oil and gas production, mining, or farming.
- C) **Pesticides and herbicides**, which may come from a variety of sources such as agriculture, urban storm water runoff, and residential uses.
- D) **Organic chemical contaminants**, including synthetic and volatile organic chemicals, which are by-products of industrial processes and petroleum production, and can also come from gas stations, urban storm water runoff, and septic systems.
- E) **Radioactive contaminants**, which can be naturally occurring or result from oil and gas production and mining activities.

In order to ensure that tap water is safe to drink, the EPA prescribes regulations, which limit the amount of certain contaminants in water provided by public water systems. The Food and Drug Administration (FDA) regulations establish limits for contaminants in bottled water, which must provide the same protection for public health.

Drinking water, including bottled water, may reasonably be expected to contain at least small amounts of some contaminants. The presence of contaminants does not necessarily indicate that the water poses a health risk. More information about contaminants and potential health effects can be obtained by calling the Environmental Protection Agency's Safe Drinking Water Hotline at (800) 426-4791.

#### Terms and Abbreviations

**Action Level (AL):** The concentration of a contaminant that, if exceeded, triggers treatment or other requirements that a water system must follow.

**Maximum Contaminant Level or MCL:** The highest level of a contaminant that is allowed in drinking water. MCLs are set as close to the MCLGs as feasible using the best available treatment technology.

**Maximum Contaminant Level Goal or MCLG:** The level of a contaminant in drinking water below which there is no known or expected risk to health. MCLGs allow for a margin of safety.

**Maximum residual disinfectant level or MRDL:** The highest level of a disinfectant allowed in drinking water. There is convincing evidence that addition of a disinfectant is necessary for control of microbial contaminants.

**Maximum residual disinfectant level goal or MRDLG:** The level of drinking water disinfectant below which there is no known or expected risk to health. MRDLGs do not reflect the benefits of the use of disinfectants to control microbial contaminants.

**NA:** Not Applicable.

**ND:** Not detected and indicates that the substance was not found by laboratory analysis.

**Parts per million (ppm) or Milligrams per liter (mg/l):** one part by weight of analyte to 1 million parts by weight of the water sample.

**Parts per billion (ppb) or Micrograms per liter (µg/l):** one part by weight of analyte to 1 billion parts by weight of the water sample.

**Picocurie per liter (pCi/L):** measure of the radioactivity in water.

### 2005 ANNUAL DRINKING WATER QUALITY TEST RESULTS

Aqua Utilities Florida routinely monitors for contaminants in your drinking water according to Federal and State laws, rules, and regulations. Except where otherwise noted, this report is based on the results of our monitoring for the period of January 1 to December 31, 2005 for Rosalie Oaks - PWS ID # 3531546. The state allows us to monitor for some contaminants less than once per year because the concentrations of these contaminants do not change frequently. Some of our data, though representative, are more than one year old. The Environmental Protection Agency (EPA) requires monitoring of over 80 drinking water contaminants. Those contaminants listed in the table below are the only contaminants detected in your drinking water.

\*Except as noted, results in the Level Detected column are the highest average at any sampling point or the highest single detected level at a sampling point, depending on sampling frequency.

Contaminant and Unit of Measurement	Dates of Sampling (mo./yr.)	MCL Violation Y/N	Level Detected*	MCLG	MCL	Likely Source of Contamination
<b>Radiological Contaminants</b>						
Radium 226 + 228 or combined radium (pCi/l)	03/03	N	0.3	0	5	Erosion of natural deposits
<b>Inorganic Contaminants</b>						
Barium (ppm)	03/03	N	0.021	2	2	Erosion of natural deposits
Fluoride (ppm)	03/03	N	0.07	4	4	Erosion of natural deposits
Lead (point of entry) (ppb)	03/03	N	4.2	N/A	15	Erosion of natural deposits, corrosion of plumbing
Nitrate (as Nitrogen) (ppm)	08/05	N	0.0058	10	10	Runoff from fertilizer use, leaching from septic tanks, sewage, erosion of natural deposits
Sodium (ppm)	03/03	N	5.4	N/A	160	Salt water intrusion, leaching from soil

**TTHMs and Stage I Disinfectant/ Disinfection By-Product (D/DBP) Parameters-** \*For Chlorine, Haloacetic Acids and TTHM the level detected is the highest annual average of the quarterly averages. Range of Results is the range of results (lowest to highest) at individual sampling sites.

Contaminant and Unit of Measurement	Dates of Sampling (mo./yr.)	MCL Violation Y/N	Level Detected	Range of Results	MCLG or MRDLG	MCL or MRDL	Likely Source of Contamination
Chlorine (ppm)	2005	N	0.9	0.6- 1.65	MRDLG = 4	MRDL = 4	Water additive used to control microbes
Haloacetic Acids (HAA5) (ppb)	08/05	N	4.7	N/A	N/A	MCL = 60	Byproduct of drinking water disinfection
TTHM [Total Trihalomethanes] (ppb)	08/05	N	31	N/A	N/A	MCL = 80	Byproduct of drinking water disinfection

**Lead and Copper (Tap Water)**


Contaminant and Unit of Measurement	Dates of Sampling (mo./yr.)	AL Violation Y/N	90 <sup>th</sup> Percentile Result	No. of sites exceeding the AL	MCLG	AL (Action Level)	Likely Source of Contamination
Lead (ppb)	07/05	N	0.7	0	0	15	Corrosion of household plumbing

Some people may be more vulnerable to contaminants in drinking water than the general population. Immuno-compromised persons such as persons with cancer undergoing chemotherapy, persons who have undergone organ transplants, people with HIV/AIDS or other immune system disorders, some elderly, and infants can be particularly at risk from infections. These people should seek advice about drinking water from their health care providers. EPA/CDC guidelines on appropriate means to lessen the risk of infection by *Cryptosporidium* and other microbiological contaminants are available from the SAFE DRINKING WATER HOTLINE (800) 426-4791.

MCLs are set at very stringent levels. To understand the possible health effects described for many regulated constituents, a person would have to drink 2 liters of water every day at the MCL level for 70 years to have a one-in-a-million chance of having the described health effect.

Our water systems are designed and operated to deliver water to our customers' plumbing systems that complies with state and federal drinking water standards. This water is disinfected using chlorine, but it is not necessarily sterile. Customers' plumbing, including treatment devices, might remove, introduce or increase contaminants in tap water. All customers, and in particular operators of facilities like hotels and institutions serving susceptible populations (like hospitals and nursing homes), should properly operate and maintain the plumbing systems in these facilities. You can obtain additional information from the EPA's Safe Drinking Water Hotline at (800) 426-4791.

Aqua Utilities Florida  
8374 Market St., #419  
Bradenton, FL 34202



### 2005 Annual Drinking Water Quality Report Sebring Lakes PWSID # 5284137

*Este informe contiene información importante sobre la calidad de su agua de beber. Hable con alguien que lo entienda o llame al 877.WTR.AQUA (877.987.2782).*

We're pleased to present to you this year's Annual Water Quality Report. This report is designed to inform you about the quality water and services we deliver to you every day. If you have any questions about this report or concerns about your water utility, please contact us at (800) 250-7532 or visit us at [www.aquautilitiesflorida.com](http://www.aquautilitiesflorida.com).

Sebring Lakes obtains its water supply from two groundwater wells that draw water from the Floridian Aquifer. The water is chlorinated for disinfection purposes and polyphosphate is added for corrosion control. The Florida Department of Environmental Protection (DEP) performed a Source Water Assessment on our system. Information provided by this assessment indicated that Sebring Lakes Water System is of high susceptibility to contamination. The assessment results are available on the DEP Source Water Assessment and Protection Program website at [www.dep.state.fl.us/swapp](http://www.dep.state.fl.us/swapp).

The sources of drinking water (both tap water and bottled water) include rivers, lakes, streams, ponds, reservoirs, springs, and wells. As water travels over the surface of the land or through the ground, it dissolves naturally occurring minerals and, in some cases, radioactive material, and can pick up substances resulting from the presence of animals or from human activity.

Contaminants that may be present in source water include:

- A) **Microbial contaminants**, such as viruses and bacteria, which may come from sewage treatment plants, septic systems, agricultural livestock operations, and wildlife.
- B) **Inorganic contaminants**, such as salts and metals, which can be naturally-occurring or result from urban stormwater runoff, industrial or domestic wastewater discharges, oil and gas production, mining, or farming.
- C) **Pesticides and herbicides**, which may come from a variety of sources such as agriculture, urban stormwater runoff, and residential uses.
- D) **Organic chemical contaminants**, including synthetic and volatile organic chemicals, which are by-products of industrial processes and petroleum production, and can also, come from gas stations, urban stormwater runoff, and septic systems.
- E) **Radioactive contaminants**, which can be naturally occurring result from oil and gas production and mining activities.

In order to ensure that tap water is safe to drink, the EPA prescribes regulations, which limit the amount of certain contaminants in water provided by public water systems. The Food and Drug Administration (FDA) regulations establish limits for contaminants in bottled water, which must provide the same protection for public health.

Drinking water, including bottled water, may reasonably be expected to contain at least small amounts of some contaminants. The presence of contaminants does not necessarily indicate that the water poses a health risk. More information about contaminants and potential health effects can be obtained by calling the Environmental Protection Agency's Safe Drinking Water Hotline at (800) 426-4791.

Some people may be more vulnerable to contaminants in drinking water than the general population. Immuno-compromised persons such as persons with cancer undergoing chemotherapy, persons who have undergone organ transplants, people with HIV/AIDS or other immune system disorders, some elderly, and infants can be particularly at risk from infections. These people should seek advice about drinking water from their health care providers. EPA/CDC guidelines on appropriate means to lessen the risk of infection by *Cryptosporidium* and other microbiological contaminants are available from the SAFE DRINKING WATER HOTLINE (800) 426-4791.

#### Terms and Abbreviations

**Action Level (AL):** The concentration of a contaminant that, if exceeded, triggers treatment or other requirements that a water system must follow.

**Maximum Contaminant Level or MCL:** The highest level of a contaminant that is allowed in drinking water. MCLs are set as close to the MCLGs as feasible using the best available treatment technology.

**Maximum Contaminant Level Goal or MCLG:** The level of a contaminant in drinking water below which there is no known or expected risk to health. MCLGs allow for a margin of safety.

**Maximum residual disinfectant level or MRDL:** The highest level of a disinfectant allowed in drinking water. There is convincing evidence that addition of a disinfectant is necessary for control of microbial contaminants.

**Maximum residual disinfectant level goal or MRDLG:** The level of drinking water disinfectant below which there is no known or expected risk to health. MRDLGs do not reflect the benefits of the use of disinfectants to control microbial contaminants.

**N/A:** Not applicable.

**ND:** means not detected and indicates that the substance was not found by laboratory analysis.

**Parts per million (ppm) or Milligrams per liter (mg/l):** one part by weight of analyte to 1 million parts by weight of the water sample.

**Parts per billion (ppb) or Micrograms per liter (µg/l):** one part by weight of analyte to 1 billion parts by weight of the water sample.

**Picocurie per liter (pCi/L):** measure of the radioactivity in water.

## 2005 ANNUAL DRINKING WATER QUALITY TEST RESULTS

Aqua Utilities Florida routinely monitors for contaminants in your drinking water according to Federal and State laws, rules, and regulations. Except where indicated otherwise, this report is based on the results of our monitoring for the period of January 1 to December 31, 2005 for Sebring Lakes - PWS ID # 5284137. The Environmental Protection Agency (EPA) requires monitoring of over 80 drinking water contaminants. Those contaminants listed in the table below are the only contaminants detected in your drinking water.

Microbiological Contaminants- Presence of coliform bacteria in 1 sample collected during a month.						
Contaminant and Unit of Measurement	Dates of Sampling (mo.Yr.)	MCL Violation Y/N	Highest Monthly Number of Positive Samples	MCLG	MCL	Likely Source of Contamination
Total Coliform Bacteria	6/05, 8/05, 9/05, 10/05	N	1	0	1	Naturally present in the environment

\* Except as noted, results in the Level Detected column are the highest average at any sampling point or the highest single detected level at a sampling point, depending on sampling frequency.

Contaminant and Unit of Measurement	Dates of Sampling (mo.Yr.)	MCL Violation Y/N	Level Detected*	Range of Results	MCLG	MCL	Likely Source of Contamination
<b>Radiological Contaminants</b> - Results in pCi/L. The MCL for Uranium is 30 ug/L, which is equivalent to about 20.1 pCi/L.							
Gross Alpha	7/03	N	3.6	N/A	0	15	Erosion of natural deposits
Radium 226 or combined radium	7/03	N	2.6	N/A	0	5	Erosion of natural deposits
Uranium	7/03	N	1.0	N/A	0	30 ug/L	Erosion of natural deposits
<b>Inorganic Contaminants</b>							
Barium (ppm)	07/03	N	0.077	N/A	2	2	Erosion of natural deposits
Beryllium (ppb)	07/03	N	0.1	N/A	4	4	Metal refineries; electrical, aerospace, and defense industries; erosion of natural deposits
Fluoride (ppm)	07/03	N	0.15	N/A	4	4	Erosion of natural deposits
Nickel (ppb)	07/03	N	7.1	N/A	N/A	100	Natural occurrence in soil
Nitrate (as Nitrogen) (ppm)	04/05	N	0.04	N/A	10	10	Runoff from fertilizer use; leaching from septic tanks, sewage; erosion of natural deposits
Sodium (ppm)	07/03	N	35	N/A	N/A	160	Salt water intrusion, leaching from soil
<b>Synthetic Organic Contaminants including Pesticides and Herbicides</b>							
Dalapon (ppb)	12/05	N	1.6	N/A	200	200	Runoff from herbicide used on rights of way

Lead and Copper (Tap Water)							
Contaminant and Unit of Measurement	Dates of Sampling (mo.Yr.)	AL Violation Y/N	90 <sup>th</sup> Percentile Result	No. of sites exceeding the AL	MCLG	AL (Action Level)	Likely Source of Contamination
Copper (ppm)	08/04	N	0.643	0	1.3	1.3	Corrosion of household plumbing systems
Lead (ppb)	08/04	N	1	0	0	15	Corrosion of household plumbing systems

**TTHMs and Stage 1 Disinfectant/ Disinfection By-Product (D/DBP) Parameters** - \*For Chlorine, Haloacetic Acids and TTHM the level detected is the highest annual average of the quarterly averages. Range of Results is the range of results (lowest to highest) at individual sampling sites.

Contaminant and Unit of Measurement	Dates of Sampling (mo.Yr.)	MCL Violation Y/N	Level Detected*	Range of Results	MCLG or MRDLG	MCL or MRDL	Likely Source of Contamination
Chlorine (ppm)	2005	N	1.7	1.3 - 3.52	MRDLG =4	MRDL =4	Water additive used to control microbes
Haloacetic Acids (HAA5) (ppb)	2/05, 4/05, 9/05, 12/05	Y (a)	69.25	50 - 86.4	N/A	60	Byproduct of drinking water disinfection
TTHMs [Total Trihalomethanes] (ppb)	2/05, 4/05, 9/05, 12/05	N	75.73	55.9 - 99.3	N/A	80	Byproduct of drinking water disinfection

(a) Violation: In 2005, we exceeded the MCL for Haloacetic Acids. Some people who drink water containing haloacetic acids in excess of the MCL over many years may have an increased risk of getting cancer. We are working with the Florida Rural Water Association (FRWA) on ways to reduce the level of Haloacetic Acids below the MCL. Quarterly monitoring is currently underway.

**Violation:** On July 31, 2005 we failed to maintain the required minimum disinfection level in the drinking water supply. This violation was cited by the Department of Environmental Protection (DEP) and resulted in an enforcement case. The case was resolved through a Consent Order with DEP, in which we installed a low chlorine level alarm with auto dialer at the water plant to ensure that this violation is not repeated in the future. Subsequent bacteria tests did not indicate any ill health affects from this violation.

MCLs are set at very stringent levels. To understand the possible health effects described for many regulated constituents, a person would have to drink 2 liters of water every day at the MCL level for 70 years to have a one-in-a-million chance of having the described health effect.

Our water systems are designed and operated to deliver water to our customers' plumbing systems that complies with state and federal drinking water standards. This water is disinfected using chlorine, but it is not necessarily sterile. Customers' plumbing, including treatment devices, might remove, introduce or increase contaminants in tap water. All customers, and in particular operators of facilities like hotels and institutions serving susceptible populations (like hospitals and nursing homes), should properly operate and maintain the plumbing systems in these facilities. You can obtain additional information from the EPA's Safe Drinking Water Hotline at (800) 426-4791.



Aqua Utilities Florida  
P.O. Box 490310  
Leesburg, FL 34749



**2005 Annual Drinking Water Quality Report**  
**Silver Lake Estates PWS ID #3351182**  
**Western Shores PWS ID #3351464**

Este informe contiene información importante sobre la calidad de su agua de beber. Hable con alguien que lo entienda o llame al 877.WTR.AQUA (877.967.2782).

We're pleased to present to you this year's Annual Water Quality Report. This report is designed to inform you about the quality water and services we deliver to you every day. If you have any questions about this report or concerns about your water utility, please contact us at 1-800-250-7532 or visit us at [www.aquauilitiesflorida.com](http://www.aquauilitiesflorida.com).

Silver Lake Estates and Western Shores obtain its water from a groundwater source, which comes from the Floridan Aquifer. The water is chlorinated for disinfection purposes. The Florida Department of Environmental Protection (DEP) performed a Source Water Assessment on our system. Information provided by this assessment indicated no potential sources of contamination near our wells. The assessment results are available on the DEP Source Water Assessment and Protection Program website at [www.dep.state.fl.us/swapp](http://www.dep.state.fl.us/swapp).

The sources of drinking water (both tap water and bottled water) include rivers, lakes, streams, ponds, reservoirs, springs, and wells. As water travels over the surface of the land or through the ground, it dissolves naturally occurring minerals and, in some cases, radioactive material, and can pick up substances resulting from the presence of animals or from human activity.

Contaminants that may be present in source water include:

- A) **Microbial contaminants**, such as viruses and bacteria, which may come from sewage treatment plants, septic systems, agricultural livestock operations, and wildlife.
- B) **Inorganic contaminants**, such as salts and metals, which can be naturally-occurring or result from urban stormwater runoff, industrial or domestic wastewater discharges, oil and gas production, mining, or farming.
- C) **Pesticides and herbicides**, which may come from a variety of sources such as agriculture, urban stormwater runoff, and residential uses.
- D) **Organic chemical contaminants**, including synthetic and volatile organic chemicals, which are by-products of industrial processes and petroleum production, and can also come from gas stations, urban stormwater runoff, and septic systems.
- E) **Radioactive contaminants**, which can be naturally occurring or result from oil and gas production and mining activities.

In order to ensure that tap water is safe to drink, the EPA prescribes regulations, which limit the amount of certain contaminants in water provided by public water systems. The Food and Drug Administration (FDA) regulations establish limits for contaminants in bottled water, which must provide the same protection for public health.

Drinking water, including bottled water, may reasonably be expected to contain at least small amounts of some contaminants. The presence of contaminants does not necessarily indicate that the water poses a health risk. More information about contaminants and potential health effects can be obtained by calling the Environmental Protection Agency's Safe Drinking Water Hotline at 1-800-426-4791.

MCLs are set at very stringent levels. To understand the possible health effects described for many regulated constituents, a person would have to drink 2 liters of water every day at the MCL level for 70 years to have a one-in-a-million chance of having the described health effect.

**Terms and Abbreviations**

**Action Level (AL):** The concentration of a contaminant that, if exceeded, triggers treatment or other requirements that a water system must follow.

**Maximum Contaminant Level or MCL:** The highest level of a contaminant that is allowed in drinking water. MCLs are set as close to the MCLGs as feasible using the best available treatment technology.

**Maximum Contaminant Level Goal or MCLG:** The level of a contaminant in drinking water below which there is no known or expected risk to health. MCLGs allow for a margin of safety.

**Maximum residual disinfectant level or MRDL:** The highest level of a disinfectant allowed in drinking water. There is convincing evidence that addition of a disinfectant is necessary for control of microbial contaminants.

**Maximum residual disinfectant level goal or MRDLG:** The level of drinking water disinfectant below which there is no known or expected risk to health. MRDLGs do not reflect the benefits of the use of disinfectants to control microbial contaminants.

**N/A:** Not applicable      **ND:** means not detected and indicates that the substance was not found by laboratory analysis.

**Parts per million (ppm) or Milligrams per liter (mg/l):** one part by weight of analyte to 1 million parts by weight of the water sample.

**Parts per billion (ppb) or Micrograms per liter (µg/l):** one part by weight of analyte to 1 billion parts by weight of the water sample.

**PicoCurie per liter (pCi/L):** measure of the radioactivity in water.

### 2005 ANNUAL DRINKING WATER QUALITY TEST RESULTS

Aqua Utilities Florida routinely monitors for contaminants in your drinking water according to Federal and State laws, rules, and regulations. Except where otherwise noted, this report is based on the results of our monitoring for the period of January 1 to December 31, 2005 for Silver Lake Estates PWS ID #3351182. The Environmental Protection Agency (EPA) requires monitoring of over 80 drinking water contaminants. Those contaminants listed in the table below are the only contaminants detected in your drinking water. The state allows us to monitor for some contaminants less than once per year because the concentrations of these contaminants do not change frequently. Some of our data, though representative, are more than one year old.

\* Except as noted, results in the Level Detected column are the highest average at any sampling point or the highest single detected level at a sampling point, depending on sampling frequency.

Contaminant and Unit of Measurement	Dates of Sampling (mo./yr.)	MCL Violation Y/N	Level Detected*	Range of Results	MCLG	MCL	Likely Source of Contamination
<b>Radiological Contaminants</b>							
Alpha emitters (pCi/l)	03/02	N	1.4	NA	0	15	Erosion of natural deposits
Radium 226 or combined radium (pCi/l)	10/03	N	1.8	NA	0	5	Erosion of natural deposits
<b>Inorganic Contaminants</b>							
Barium (ppm)	06/05	N	0.013	NA	2	2	Erosion of natural deposits
Fluoride (ppm)	06/05	N	0.14	NA	4	4	Erosion of natural deposits
Mercury (inorganic) (ppb)	03/02	N	0.2	NA	2	2	Erosion of natural deposits; air deposition
Nitrate (as Nitrogen) (ppm)	02/05, 06/05	N	2.1	1.8- 2.1	10	10	Runoff from fertilizer use; leaching from septic tanks, sewage, erosion of natural deposits
Sodium (ppm)	06/05	N	6.5	NA	N/A	160	Salt water intrusion, leaching from soil

**TTHMs and Stage I Disinfectant/ Disinfection Byproduct (D/DBP) Parameters** \*For Chlorine, Haloacetic Acids and TTHM the level detected is the highest annual average of the quarterly averages. Range of Results is the range of results (lowest to highest) at individual sampling sites.

Contaminant and Unit of Measurement	Dates of Sampling (mo./yr.)	MCL Violation Y/N	Level Detected*	Range of Results	MCLG/ MRDLG	MCL/ MRDL	Likely Source of Contamination
Chlorine (ppm)	2005	N	1.5	1.34- 1.6	MRDLG =4	MRDL =4	Water additive used to control microbes
Haloacetic Acids (ppb)	08/05	N	2.21	NA	NA	60	Byproduct of drinking water disinfection
Total Trihalomethanes (ppb)	08/05	N	5.35	NA	NA	80	Byproduct of drinking water disinfection

**Lead and Copper (Tap Water)**

Contaminant and Unit of Measurement	Dates of Sampling (mo./yr.)	AL Violation Y/N	90 <sup>th</sup> Percentile Result	No. of sites exceeding the AL	MCLG	AL (Action Level)	Likely Source of Contamination
Copper (ppm)	2005	N	0.48	0	1.3	1.3	Corrosion of household plumbing
Lead (ppb)	2005	N	3.9	0	0	15	Corrosion of household plumbing

Some people may be more vulnerable to contaminants in drinking water than the general population. Immuno-compromised persons such as persons with cancer undergoing chemotherapy, persons who have undergone organ transplants, people with HIV/AIDS or other immune system disorders, some elderly, and infants can be particularly at risk from infections. These people should seek advice about drinking water from their health care providers. EPA/CDC guidelines on appropriate means to lessen the risk of infection by *Cryptosporidium* and other microbiological contaminants are available from the SAFE DRINKING WATER HOTLINE (1-800-426-4791).

MCLs are set at very stringent levels. To understand the possible health effects described for many regulated constituents, a person would have to drink 2 liters of water every day at the MCL level for 70 years to have a one-in-a-million chance of having the described health effect.

Our water systems are designed and operated to deliver water to our customers' plumbing systems that complies with state and federal drinking water standards. This water is disinfected using chlorine, but it is not necessarily sterile. Customers' plumbing, including treatment devices, might remove, introduce or increase contaminants in tap water. All customers, and in particular operators of facilities like hotels and institutions serving susceptible populations (like hospitals and nursing homes), should properly operate and maintain the plumbing systems in these facilities. You can obtain additional information from the EPA's Safe Drinking Water Hotline at (800) 426-4791.

## 2005 ANNUAL DRINKING WATER QUALITY TEST RESULTS

Aqua Utilities Florida routinely monitors for contaminants in your drinking water according to Federal and State laws, rules, and regulations. Except where otherwise noted, this report is based on the results of our monitoring for the period of January 1 to December 31, 2005 for **Western Shores PWS ID # 3351464**. The Environmental Protection Agency (EPA) requires monitoring of over 80 drinking water contaminants. Those contaminants listed in the table below are the only contaminants detected in your drinking water. The state allows us to monitor for some contaminants less than once per year because the concentrations of these contaminants do not change frequently. Some of our data, though representative, are more than one year old.

\* Except as noted, results in the Level Detected column are the highest average at any sampling point or the highest single detected level at a sampling point, depending on sampling frequency.

Contaminant and Unit of Measurement	Dates of Sampling (mo./yr.)	MCL Violation Y/N	Level Detected*	Range of Results	MCLG	MCL	Likely Source of Contamination
<b>Radiological Contaminants</b>							
Alpha emitters (pCi/l)	03/02	N	1.3	NA	0	15	Erosion of natural deposits
Radium 226 + 228 or combined radium (pCi/l)	10/03	N	0.9	NA	0	5	Erosion of natural deposits
<b>Inorganic Contaminants</b>							
Barium (ppm)	04/03	N	0.011	NA	2	2	Erosion of natural deposits
Fluoride (ppm)	04/03	N	0.15	NA	4	4	Erosion of natural deposits
Nitrate (as Nitrogen) (ppm)	02/05	N	0.15	NA	10	10	Runoff from fertilizer use; leaching from septic tanks, sewage, erosion of natural deposits
Sodium (ppm)	04/03	N	3.8	NA	NA	160	Salt water intrusion, leaching from soil

**TTHMs and Stage I Disinfectant/ Disinfection Byproduct (D/DBP) Parameters** \*For Chlorine, Haloacetic Acids and TTHM the level detected is the highest annual average of the quarterly averages. Range of Results is the range of results (lowest to highest) at individual sampling sites.

Contaminant and Unit of Measurement	Dates of Sampling (mo./yr.)	MCL Violation Y/N	Level Detected*	Range of Results	MCLG/ MRDLG	MCL/ MRDL	Likely Source of Contamination
Chlorine (ppm)	2005	N	1.4	1.2-1.5	MRDLG =4	MRDL =4	Water additive used to control microbes
Haloacetic Acids (ppb)	08/05	N	1.89	NA	NA	60	Byproduct of drinking water disinfection
Total Trihalomethanes (ppb)	08/05	N	4.23	NA	NA	80	Byproduct of drinking water disinfection

**Lead and Copper (Tap Water)**

Contaminant and Unit of Measurement	Dates of Sampling (mo./yr.)	AL Violation Y/N	90 <sup>th</sup> Percentile Result	No. of sites exceeding the AL	MCLG	AL (Action Level)	Likely Source of Contamination
Copper (ppm)	2005	N	0.32	0	1.3	1.3	Corrosion of household plumbing
Lead (ppb)	2005	N	5.1	0	0	15	Corrosion of household plumbing

Some people may be more vulnerable to contaminants in drinking water than the general population. Immuno-compromised persons such as persons with cancer undergoing chemotherapy, persons who have undergone organ transplants, people with HIV/AIDS or other immune system disorders, some elderly, and infants can be particularly at risk from infections. These people should seek advice about drinking water from their health care providers. EPA/CDC guidelines on appropriate means to lessen the risk of infection by *Cryptosporidium* and other microbiological contaminants are available from the SAFE DRINKING WATER HOTLINE (1-800-426-4791).

MCLs are set at very stringent levels. To understand the possible health effects described for many regulated constituents, a person would have to drink 2 liters of water every day at the MCL level for 70 years to have a one-in-a-million chance of having the described health effect.

Our water systems are designed and operated to deliver water to our customers' plumbing systems that complies with state and federal drinking water standards. This water is disinfected using chlorine, but it is not necessarily sterile. Customers' plumbing, including treatment devices, might remove, introduce or increase contaminants in tap water. All customers, and in particular operators of facilities like hotels and institutions serving susceptible populations (like hospitals and nursing homes), should properly operate and maintain the plumbing systems in these facilities. You can obtain additional information from the EPA's Safe Drinking Water Hotline at (800) 426-4791.

Aqua Utilities Florida  
P.O. Box 490310  
Leesburg, FL 34749



### 2005 Annual Drinking Water Quality Report Silver Lake Oaks PWS ID # 2544258

Este informe contiene información importante sobre la calidad de su agua de beber. Hable con alguien que lo entienda o llame al 877.WTR.AQUA (877.987.2782).

We're pleased to present to you this year's Annual Water Quality Report. This report is designed to inform you about the quality water and services we deliver to you every day. If you have any questions about this report or concerns about your water utility, please contact us at 1-800-250-7532 or visit us at [www.aquautilitiesflorida.com](http://www.aquautilitiesflorida.com).

Silver Lake Oaks obtain its water from a groundwater source, which comes from the Floridan Aquifer. The water is chlorinated for disinfection purposes. The Florida Department of Environmental Protection (DEP) performed a Source Water Assessment on our system. Information provided by this assessment indicated that Silver Lake Oaks is of low susceptibility to contamination. The assessment results are available on the DEP Source Water Assessment and Protection Program website at [www.dep.state.fl.us/swapp](http://www.dep.state.fl.us/swapp).

The sources of drinking water (both tap water and bottled water) include rivers, lakes, streams, ponds, reservoirs, springs, and wells. As water travels over the surface of the land or through the ground, it dissolves naturally occurring minerals and, in some cases, radioactive material, and can pick up substances resulting from the presence of animals or from human activity.

Contaminants that may be present in source water include:

- A) **Microbial contaminants**, such as viruses and bacteria, which may come from sewage treatment plants, septic systems, agricultural livestock operations, and wildlife.
- B) **Inorganic contaminants**, such as salts and metals, which can be naturally-occurring or result from urban stormwater runoff, industrial or domestic wastewater discharges, oil and gas production, mining, or farming.
- C) **Pesticides and herbicides**, which may come from a variety of sources such as agriculture, urban stormwater runoff, and residential uses.
- D) **Organic chemical contaminants**, including synthetic and volatile organic chemicals, which are by-products of industrial processes and petroleum production, and can also come from gas stations, urban stormwater runoff, and septic systems.
- E) **Radioactive contaminants**, which can be naturally occurring or result from oil and gas production and mining activities.

In order to ensure that tap water is safe to drink, the EPA prescribes regulations, which limit the amount of certain contaminants in water provided by public water systems. The Food and Drug Administration (FDA) regulations establish limits for contaminants in bottled water, which must provide the same protection for public health.

Drinking water, including bottled water, may reasonably be expected to contain at least small amounts of some contaminants. The presence of contaminants does not necessarily indicate that the water poses a health risk. More information about contaminants and potential health effects can be obtained by calling the Environmental Protection Agency's Safe Drinking Water Hotline at 1-800-426-4791.

Some people may be more vulnerable to contaminants in drinking water than the general population. Immuno-compromised persons such as persons with cancer undergoing chemotherapy, persons who have undergone organ transplants, people with HIV/AIDS or other immune system disorders, some elderly, and infants can be particularly at risk from infections. These people should seek advice about drinking water from their health care providers. EPA/CDC guidelines on appropriate means to lessen the risk of infection by *Cryptosporidium* and other microbiological contaminants are available from the SAFE DRINKING WATER HOTLINE (1-800-426-4791).

#### Terms and Abbreviations

**Action Level (AL):** The concentration of a contaminant that, if exceeded, triggers treatment or other requirements that a water system must follow.

**Maximum Contaminant Level or MCL:** The highest level of a contaminant that is allowed in drinking water. MCLs are set as close to the MCLGs as feasible using the best available treatment technology.

**Maximum Contaminant Level Goal or MCLG:** The level of a contaminant in drinking water below which there is no known or expected risk to health. MCLGs allow for a margin of safety.

**Maximum residual disinfectant level or MRDL:** The highest level of a disinfectant allowed in drinking water. There is convincing evidence that addition of a disinfectant is necessary for control of microbial contaminants.

**Maximum residual disinfectant level goal or MRDLG:** The level of drinking water disinfectant below which there is no known or expected risk to health. MRDLGs do not reflect the benefits of the use of disinfectants to control microbial contaminants.

**N/A:** Not applicable

**ND:** means not detected and indicates that the substance was not found by laboratory analysis.

**Parts per million (ppm) or Milligrams per liter (mg/l):** one part by weight of analyte to 1 million parts by weight of the water sample

**Parts per billion (ppb) or Micrograms per liter (µg/l):** one part by weight of analyte to 1 billion parts by weight of the water sample.

**Picocurie per liter (pCi/L):** measure of the radioactivity in water.

## 2005 ANNUAL DRINKING WATER QUALITY TEST RESULTS

Aqua Utilities Florida routinely monitors for contaminants in your drinking water according to Federal and State laws, rules, and regulations. Except where indicated otherwise, this report is based on the results of our monitoring for the period of January 1 to December 31, 2005 for Silver Lake Oaks PWS ID #2544258. The Environmental Protection Agency (EPA) requires monitoring of over 80 drinking water contaminants. Those contaminants listed in the table below are the only ones detected in your drinking water. The state allows us to monitor for some contaminants less than once per year because concentrations do not change frequently. Some of our data, though representative, are more than one year old.

\* Except as noted, results in the Level Detected column are the highest average at any sampling point or the highest single detected level at a sampling point, depending on sampling frequency.

Contaminant and Unit of Measurement	Dates of Sampling (mo./Yr.)	MCL Violation Y/N	Level Detected*	Range of Results	MCLG	MCL	Likely Source of Contamination
<b>Radiological Contaminants</b>							
Radium 226 + 228 or combined radium (pCi/l)	03/03	N	0.8	NA	0	5	Erosion of natural deposits
<b>Inorganic Contaminants</b>							
Barium (ppm)	03/03	N	0.010	NA	2	2	Erosion of natural deposits
Beryllium (ppb)	03/03	N	0.2	NA	4	4	Erosion of natural deposits
Fluoride (ppm)	03/03	N	0.24	NA	4	4	Erosion of natural deposits
Lead (point of entry) (ppb)	03, 06/03	N	4.4	ND- 4.4	NA	15	Residue from man-made pollution such as auto emissions and paint; lead pipe, casing, and solder
Nitrate (as Nitrogen) (ppm)	05/05	N	0.13	NA	10	10	Runoff from fertilizer use; leaching from septic tanks, sewage; erosion of natural deposits
Sodium (ppm)	03/03	N	86	NA	NA	160	Salt water intrusion, leaching from soil
<b>THMs and Stage I Disinfectant/ Disinfection Byproduct (D/DBP) Parameters</b> *For Chlorine, Haloacetic Acids and THM the level detected is the highest annual average of the quarterly averages. Range of Results is the range of results (lowest to highest) at individual sampling sites.							
Chlorine (ppm)	2005	N	1.7	0.45-1.75	MRDLG =4	MRDL =4	Water additive used to control microbes
Total Haloacetic Acids (ppb)	10/04	N	11	NA	NA	60	Byproduct of drinking water disinfection
THMs (Total Trihalo-methanes) (ppb)	10/04	N	64	NA	NA	80	Byproduct of drinking water disinfection

<b>Lead and Copper (Tap Water)</b>							
Contaminant and Unit of Measurement	Dates of Sampling (mo./Yr.)	AL Violation Y/N	90 <sup>th</sup> Percentile Result	No. of sites exceeding the AL	MCLG	AL (Action Level)	Likely Source of Contamination
Copper (ppm)	08/05	N	0.18	0	1.3	1.3	Corrosion of household plumbing
Lead (ppb)	08/05	N	6.3	0	0	15	Corrosion of household plumbing

MCLs are set at very stringent levels. To understand the possible health effects described for many regulated constituents, a person would have to drink 2 liters of water every day at the MCL level for 70 years to have a one-in-a-million chance of having the described health effect.

Our water systems are designed and operated to deliver water to our customers' plumbing systems that complies with state and federal drinking water standards. This water is disinfected using chlorine, but it is not necessarily sterile. Customers' plumbing, including treatment devices, might remove, introduce or increase contaminants in tap water. All customers, and in particular operators of facilities like hotels and institutions serving susceptible populations (like hospitals and nursing homes), should properly operate and maintain the plumbing systems in these facilities. You can obtain additional information from the EPA's Safe Drinking Water Hotline at (800) 426-4791.

Aqua Utilities Florida  
P.O. Box 490310  
Leesburg, FL 34749



### 2005 Annual Drinking Water Quality Report Skycrest PWS ID #3351205

Este informe contiene información importante sobre la calidad de su agua de beber. Hable con alguien que lo entienda o llame al 877.WTR.AQUA (877.987.2782).

We're pleased to present to you this year's Annual Water Quality Report. This report is designed to inform you about the quality water and services we deliver to you every day.

Skycrest obtains its water from a groundwater source, which comes from the Floridan Aquifer. The water is chlorinated for disinfection purposes. The Florida Department of Environmental Protection (DEP) performed a Source Water Assessment on our system. Information provided by this assessment indicated no potential sources of contamination near our wells. The assessment results are available on the DEP Source Water Assessment and Protection Program website at [www.dep.state.fl.us/swapp](http://www.dep.state.fl.us/swapp).

If you have any questions about this report or concerns about your water utility, please contact us at 1-800-250-7532 or visit us at [www.aquautilitiesflorida.com](http://www.aquautilitiesflorida.com).

The sources of drinking water (both tap water and bottled water) include rivers, lakes, streams, ponds, reservoirs, springs, and wells. As water travels over the surface of the land or through the ground, it dissolves naturally occurring minerals and, in some cases, radioactive material, and can pick up substances resulting from the presence of animals or from human activity.

Contaminants that may be present in source water include:

- A) **Microbial contaminants**, such as viruses and bacteria, which may come from sewage treatment plants, septic systems, agricultural livestock operations, and wildlife.
- B) **Inorganic contaminants**, such as salts and metals, which can be naturally-occurring or result from urban stormwater runoff, industrial or domestic wastewater discharges, oil and gas production, mining, or farming.
- C) **Pesticides and herbicides**, which may come from a variety of sources such as agriculture, urban stormwater runoff, and residential uses.
- D) **Organic chemical contaminants**, including synthetic and volatile organic chemicals, which are by-products of industrial processes and petroleum production, and can also come from gas stations, urban stormwater runoff, and septic systems.
- E) **Radioactive contaminants**, which can be naturally occurring or result from oil and gas production and mining activities.

In order to ensure that tap water is safe to drink, the EPA prescribes regulations, which limit the amount of certain contaminants in water provided by public water systems. The Food and Drug Administration (FDA) regulations establish limits for contaminants in bottled water, which must provide the same protection for public health.

Drinking water, including bottled water, may reasonably be expected to contain at least small amounts of some contaminants. The presence of contaminants does not necessarily indicate that the water poses a health risk. More information about contaminants and potential health effects can be obtained by calling the Environmental Protection Agency's Safe Drinking Water Hotline at 1-800-426-4791.

#### Terms and Abbreviations

**Action Level (AL):** The concentration of a contaminant that, if exceeded, triggers treatment or other requirements that a water system must follow.

**Maximum Contaminant Level or MCL:** The highest level of a contaminant that is allowed in drinking water. MCLs are set as close to the MCLGs as feasible using the best available treatment technology.

**Maximum Contaminant Level Goal or MCLG:** The level of a contaminant in drinking water below which there is no known or expected risk to health. MCLGs allow for a margin of safety.

**Maximum residual disinfectant level or MRDL:** The highest level of a disinfectant allowed in drinking water. There is convincing evidence that addition of a disinfectant is necessary for control of microbial contaminants.

**Maximum residual disinfectant level goal or MRDLG:** The level of drinking water disinfectant below which there is no known or expected risk to health. MRDLGs do not reflect the benefits of the use of disinfectants to control microbial contaminants.

**N/A:** Not applicable      **ND:** means not detected and indicates that the substance was not found by laboratory analysis.

**Parts per million (ppm) or Milligrams per liter (mg/l):** one part by weight of analyte to 1 million parts by weight of the water sample.

**Parts per billion (ppb) or Micrograms per liter (µg/l):** one part by weight of analyte to 1 billion parts by weight of the water sample.

**PicoCurie per liter (pCi/L):** measure of the radioactivity in water.

## 2005 ANNUAL DRINKING WATER QUALITY TEST RESULTS

Aqua Utilities Florida routinely monitors for contaminants in your drinking water according to Federal and State laws, rules, and regulations. Except where indicated otherwise, this report is based on the results of our monitoring for the period of January 1 to December 31, 2005 for Skycrest PWS ID #3351205. The Environmental Protection Agency (EPA) requires monitoring of over 80 drinking water contaminants. Those contaminants listed in the table below are the only contaminants detected in your drinking water. The state allows us to monitor for some contaminants less than once per year because the concentrations of these contaminants do not change frequently. Some of our data, though representative, are more than one year old.

\* Except as noted, results in the Level Detected column are the highest average at any sampling point or the highest single detected level at a sampling point, depending on sampling frequency.

Contaminant and Unit of Measurement	Dates of Sampling (mo.yr.)	MCL Violation Y/N	Level Detected*	Range of Results	MCLG	MCL	Likely Source of Contamination
<b>Radiological Contaminants</b>							
Alpha emitters (pCi/l)	02/03	N	3.4	NA	0	15	Erosion of natural deposits
Radium 226 + 228 or combined radium (pCi/l)	02/03	N	1.3	NA	0	5	Erosion of natural deposits
<b>Inorganic Contaminants</b>							
Barium (ppm)	02/03	N	0.020	NA	2	2	Erosion of natural deposits
Fluoride (ppm)	02/03	N	0.18	NA	4	4	Erosion of natural deposits
Nitrate (as Nitrogen) (ppm)	02/05	N	0.0064	NA	10	10	Runoff from fertilizer use; leaching from septic tanks, sewage, erosion of natural deposits
Sodium (ppm)	02/03	N	6.7	NA	N/A	160	Salt water intrusion, leaching from soil

**TTHMs and Stage I Disinfectant/ Disinfection Byproduct (D/DBP) Parameters** \*For Chlorine, Haloacetic Acids and TTHM the level detected is the highest annual average of the quarterly averages. Range of Results is the range of results (lowest to highest) at individual sampling sites.

Contaminant and Unit of Measurement	Dates of Sampling (mo.yr.)	MCL Violation Y/N	Level Detected*	Range of Results	MCLG/ MRDLG	MCL/ MRDL	Likely Source of Contamination
Chlorine (ppm)	2005	N	1.2	1.0-1.65	MRDLG =4	MRDL =4	Water additive used to control microbes
Haloacetic Acids (ppb)	10/04	N	2.2	NA	NA	60	Byproduct of drinking water disinfection
TTHMs (Total Trihalomethanes) (ppb)	10/04	N	8.4	NA	NA	80	Byproduct of drinking water disinfection

### Lead and Copper (Tap Water)

Contaminant and Unit of Measurement	Dates of Sampling (mo.yr.)	AL Violation Y/N	90 <sup>th</sup> Percentile Result	No. of sites exceeding the AL	MCLG	AL (Action Level)	Likely Source of Contamination
Copper (ppm)	2005	N	0.1550	0	1.3	1.3	Corrosion of household plumbing
Lead (ppb)	2005	N	2.2	0	0	15	Corrosion of household plumbing

MCLs are set at very stringent levels. To understand the possible health effects described for many regulated constituents, a person would have to drink 2 liters of water every day at the MCL level for 70 years to have a one-in-a-million chance of having the described health effect.

Some people may be more vulnerable to contaminants in drinking water than the general population. Immuno-compromised persons such as persons with cancer undergoing chemotherapy, persons who have undergone organ transplants, people with HIV/AIDS or other immune system disorders, some elderly, and infants can be particularly at risk from infections. These people should seek advice about drinking water from their health care providers. EPA/CDC guidelines on appropriate means to lessen the risk of infection by Cryptosporidium and other microbiological contaminants are available from the SAFE DRINKING WATER HOTLINE (1-800-426-4791).

Our water systems are designed and operated to deliver water to our customers' plumbing systems that complies with state and federal drinking water standards. This water is disinfected using chlorine, but it is not necessarily sterile. Customers' plumbing, including treatment devices, might remove, introduce or increase contaminants in tap water. All customers, and in particular operators of facilities like hotels and institutions serving susceptible populations (like hospitals and nursing homes), should properly operate and maintain the plumbing systems in these facilities. You can obtain additional information from the EPA's Safe Drinking Water Hotline at (800) 426-4791.

Aqua Utilities Florida  
P.O. Box 490310  
Leesburg, FL 34749



**2005 Annual Drinking Water Quality Report**  
**Hermit's Cove- PWS ID # 2540482 St. John's Highlands PWSID # 2540489**

Este informe contiene información importante sobre la calidad de su agua de beber. Hable con alguien que lo entienda o llame al 877.WTR.AQUA (877.987.2782).

We're pleased to present to you this year's Annual Water Quality Report. This report is designed to inform you about the quality water and services we deliver to you every day. If you have any questions about this report or concerns about your water utility, please contact us at 1-800-250-7532 or visit us at [www.aquautilitiesflorida.com](http://www.aquautilitiesflorida.com).

Hermit's Cove and St. John's Highlands obtain their water from groundwater sources, which come from the Floridan Aquifer. The water is aerated and chlorinated for disinfection purposes. The Florida Department of Environmental Protection (DEP) performed a Source Water Assessment on our system. Information provided by this assessment indicated no potential sources of contamination near our wells. The assessment results are available on the DEP Source Water Assessment and Protection Program website at [www.dep.state.fl.us/swapp](http://www.dep.state.fl.us/swapp).

The sources of drinking water (both tap water and bottled water) include rivers, lakes, streams, ponds, reservoirs, springs, and wells. As water travels over the surface of the land or through the ground, it dissolves naturally occurring minerals and, in some cases, radioactive material, and can pick up substances resulting from the presence of animals or from human activity.

Contaminants that may be present in source water include:

- A) **Microbial contaminants**, such as viruses and bacteria, which may come from sewage treatment plants, septic systems, agricultural livestock operations, and wildlife.
- B) **Inorganic contaminants**, such as salts and metals, which can be naturally-occurring or result from urban stormwater runoff, industrial or domestic wastewater discharges, oil and gas production, mining, or farming.
- C) **Pesticides and herbicides**, which may come from a variety of sources such as agriculture, urban stormwater runoff, and residential uses.
- D) **Organic chemical contaminants**, including synthetic and volatile organic chemicals, which are by-products of industrial processes and petroleum production, and can also come from gas stations, urban stormwater runoff, and septic systems.
- E) **Radioactive contaminants**, which can be naturally occurring or result from oil and gas production and mining activities.

In order to ensure that tap water is safe to drink, the EPA prescribes regulations, which limit the amount of certain contaminants in water provided by public water systems. The Food and Drug Administration (FDA) regulations establish limits for contaminants in bottled water, which must provide the same protection for public health.

Drinking water, including bottled water, may reasonably be expected to contain at least small amounts of some contaminants. The presence of contaminants does not necessarily indicate that the water poses a health risk. More information about contaminants and potential health effects can be obtained by calling the Environmental Protection Agency's Safe Drinking Water Hotline at 1-800-426-4791.

**Terms and Abbreviations**

**Action Level (AL):** The concentration of a contaminant that, if exceeded, triggers treatment or other requirements that a water system must follow.

**Maximum Contaminant Level or MCL:** The highest level of a contaminant that is allowed in drinking water. MCLs are set as close to the MCLGs as feasible using the best available treatment technology.

**Maximum Contaminant Level Goal or MCLG:** The level of a contaminant in drinking water below which there is no known or expected risk to health. MCLGs allow for a margin of safety.

**Maximum residual disinfectant level or MRDL:** The highest level of a disinfectant allowed in drinking water. There is convincing evidence that addition of a disinfectant is necessary for control of microbial contaminants.

**Maximum residual disinfectant level goal or MRDLG:** The level of drinking water disinfectant below which there is no known or expected risk to health. MRDLGs do not reflect the benefits of the use of disinfectants to control microbial contaminants.

**N/A:** Not applicable

**ND:** means not detected and indicates that the substance was not found by laboratory analysis.

**Parts per million (ppm) or Milligrams per liter (mg/l):** one part by weight of analyte to 1 million parts by weight of the water sample.

**Parts per billion (ppb) or Micrograms per liter (µg/l):** one part by weight of analyte to 1 billion parts by weight of the water sample.

**Picocurie per liter (pCi/L):** measure of the radioactivity in water.



### 2005 ANNUAL DRINKING WATER QUALITY TEST RESULTS

Aqua Utilities Florida routinely monitors for contaminants in your drinking water according to Federal and State laws, rules, and regulations. Except where otherwise noted, this report is based on the results of our monitoring for the period of January 1 to December 31, 2005 for Hermit's Cove PWS ID # 2540482 and St. John's Highlands PWSID # 2540489. The Environmental Protection Agency (EPA) requires monitoring of over 80 drinking water contaminants. Those contaminants listed in the table below are the only ones detected in your drinking water. The state allows us to monitor for some contaminants less than once per year because concentrations do not change frequently. Some of our data, though representative, are more than one year old.

\* Except as noted, results in the Level Detected column are the highest average at any sampling point or the highest single detected level at a sampling point, depending on sampling frequency.

Contaminant and Unit of Measurement	Dates of Sampling (mo./yr.)	MCL Violation Y/N	Level Detected*	Range of Results	MCLG	MCL	Likely Source of Contamination
<b>Radiological Contaminants</b>							
Alpha emitters (pCi/l)	02/03	N	3.4	NA	0	15	Erosion of natural deposits
Radium 226 + 228 or combined radium (pCi/l)	02/03	N	1.4	NA	0	5	Erosion of natural deposits
<b>Inorganic Contaminants</b>							
Barium (ppm)	02/03	N	0.014	NA	2	2	Erosion of natural deposits
Fluoride (ppm)	02/03	N	0.25	NA	4	4	Erosion of natural deposits
Lead (ppb)	02/03	N	8	NA	0	15	Corrosion of household plumbing
Nitrate (as Nitrogen) (ppm)	05/05	N	0.038	NA	10	10	Runoff from fertilizer use; leaching from septic tanks, sewage, erosion of natural deposits
Sodium (ppm)	02/03	N	82	NA	NA	160	Salt water intrusion, leaching from soil
<b>Synthetic Organic Contaminants</b>							
Di(2-ethylhexyl)-phthalate	02, 04/03	N	2.3	ND-2.3	0	6	Discharge from rubber and chemical factories

**TTHMs and Stage 1 Disinfectant/ Disinfection Byproduct (D/DBP) Parameters** \*For Chlorine, Haloacetic Acids and TTHM the level detected is the highest annual average of the quarterly averages. Range of Results is the range of results (lowest to highest) at individual sampling sites.

Contaminant and Unit of Measurement	Dates of Sampling (mo./yr.)	MCL Violation Y/N	Level Detected	Range of Results	MCLG	MCL	Likely Source of Contamination
Chlorine (ppm)	2005	N	1.58	0.5-2.15	MRDLG =4	MRDL =4	Water additive used to control microbes
Haloacetic Acids (ppb)	03/05, 07/05	N	11.165	2.33- 20	NA	60	Byproduct of drinking water disinfection
Total Trihalo-methanes (ppb)	03/05, 07/05, 11/05	Y	111.99 (a)	8.48- 270	NA	80	Byproduct of drinking water disinfection

(a) As shown in the table, we have exceeded the MCL for Trihalomethanes. Some people who drink water containing Trihalomethanes in excess of the MCL over many years may experience problems, with liver, kidneys, or central nervous systems, and may have an increased risk of getting cancer. We are currently working with the Florida Department of Health and technical advisors for the Florida Rural Water Association to determine the best way to reduce the TTHM concentration in our drinking water.

**Lead and Copper (Tap Water)**

Contaminant and Unit of Measurement	Dates of Sampling (mo./yr.)	AL Violation Y/N	90 <sup>th</sup> Percentile Result	No. of sampling sites exceeding the AL	MCLG	AL (Action Level)	Likely Source of Contamination
Copper (ppm)	08/05	N	0.17	0	1.3	1.3	Corrosion of household plumbing
Lead (ppb)	08/05	N	6.5	0	0	15	Corrosion of household plumbing

**Secondary Contaminants**

Contaminant and Unit of Measurement	Dates of Sampling (mo./yr.)	MCL Violation Y/N	Level Detected	Range of Results	MCLG	MCL	Likely Source of Contamination
Chloride (ppm)	02/03	Y	480	NA	NA	250	Natural occurrence from soil leaching
Odor (threshold odor number)	04/03	Y	6	NA	NA	3	Naturally occurring organics
Total Dissolved Solids (ppm)	04/03	Y	660	570- 660	NA	500	Natural occurrence from soil leaching

MCLs are set at very stringent levels. To understand the possible health effects described for many regulated constituents, a person would have to drink 2 liters of water every day at the MCL level for 70 years to have a one-in-a-million chance of having the described health effect.

Some people may be more vulnerable to contaminants in drinking water than the general population. Immuno-compromised persons such as persons with cancer undergoing chemotherapy, persons who have undergone organ transplants, people with HIV/AIDS or other immune system disorders, some elderly, and infants can be particularly at risk from infections. These people should seek advice about drinking water from their health care providers. EPA/CDC guidelines on appropriate means to lessen the risk of infection by Cryptosporidium and other microbiological contaminants are available from the SAFE DRINKING WATER HOTLINE (1-800-426-4791).

Aqua Utilities Florida  
P.O. Box 490310  
Leesburg, FL 34749



**REVISED 2005 Annual Drinking Water Quality Report  
Stone Mountain PWS ID # 3351282**

Este informe contiene información importante sobre la calidad de su agua de beber. Hable con alguien que lo entienda o llame al 877.WTR.AQUA (877.987.2782).

We're pleased to present to you this year's Annual Water Quality Report. This report is designed to inform you about the quality water and services we deliver to you every day.

Stone Mountain obtains its water from a groundwater source, which comes from the Floridan Aquifer. The water is chlorinated for disinfection purposes. The Florida Department of Environmental Protection (DEP) performed a Source Water Assessment on our system. Information provided by this assessment indicated that Stone Mountain Water System is of moderate susceptibility to contamination. The assessment results are available on the DEP Source Water Assessment and Protection Program website at [www.dep.state.fl.us/swapp](http://www.dep.state.fl.us/swapp).

If you have any questions about this report or concerns about your water utility, please contact us at 1-800-250-7532 or visit us at [www.aquautilitiesflorida.com](http://www.aquautilitiesflorida.com).

The sources of drinking water (both tap water and bottled water) include rivers, lakes, streams, ponds, reservoirs, springs, and wells. As water travels over the surface of the land or through the ground, it dissolves naturally occurring minerals and, in some cases, radioactive material, and can pick up substances resulting from the presence of animals or from human activity.

Contaminants that may be present in source water include:

- A) **Microbial contaminants**, such as viruses and bacteria, which may come from sewage treatment plants, septic systems, agricultural livestock operations, and wildlife.
- B) **Inorganic contaminants**, such as salts and metals, which can be naturally-occurring or result from urban stormwater runoff, industrial or domestic wastewater discharges, oil and gas production, mining, or farming.
- C) **Pesticides and herbicides**, which may come from a variety of sources such as agriculture, urban stormwater runoff, and residential uses.
- D) **Organic chemical contaminants**, including synthetic and volatile organic chemicals, which are by-products of industrial processes and petroleum production, and can also come from gas stations, urban stormwater runoff, and septic systems.
- E) **Radioactive contaminants**, which can be naturally occurring or result from oil and gas production and mining activities.

In order to ensure that tap water is safe to drink, the EPA prescribes regulations, which limit the amount of certain contaminants in water provided by public water systems. The Food and Drug Administration (FDA) regulations establish limits for contaminants in bottled water, which must provide the same protection for public health.

Drinking water, including bottled water, may reasonably be expected to contain at least small amounts of some contaminants. The presence of contaminants does not necessarily indicate that the water poses a health risk. More information about contaminants and potential health effects can be obtained by calling the Environmental Protection Agency's Safe Drinking Water Hotline at 1-800-426-4791.

**Terms and Abbreviations**

**Action Level (AL):** The concentration of a contaminant that, if exceeded, triggers treatment or other requirements that a water system must follow.

**Maximum Contaminant Level or MCL:** The highest level of a contaminant that is allowed in drinking water. MCLs are set as close to the MCLGs as feasible using the best available treatment technology.

**Maximum Contaminant Level Goal or MCLG:** The level of a contaminant in drinking water below which there is no known or expected risk to health. MCLGs allow for a margin of safety.

**Maximum residual disinfectant level or MRDL:** The highest level of a disinfectant allowed in drinking water. There is convincing evidence that addition of a disinfectant is necessary for control of microbial contaminants.

**Maximum residual disinfectant level goal or MRDLG:** The level of drinking water disinfectant below which there is no known or expected risk to health. MRDLGs do not reflect the benefits of the use of disinfectants to control microbial contaminants.

**N/A:** Not applicable

**ND:** means not detected and indicates that the substance was not found by laboratory analysis.

**Parts per million (ppm) or Milligrams per liter (mg/l):** one part by weight of analyte to 1 million parts by weight of the water sample.

**Parts per billion (ppb) or Micrograms per liter (µg/l):** one part by weight of analyte to 1 billion parts by weight of the water sample.

**Picocurie per liter (pCi/L):** measure of the radioactivity in water.

### 2005 ANNUAL DRINKING WATER QUALITY TEST RESULTS

Aqua Utilities Florida routinely monitors for contaminants in your drinking water according to Federal and State laws, rules, and regulations. Except where indicated otherwise, this report is based on the results of our monitoring for the period of January 1 to December 31, 2005 for Stone Mountain PWS ID # 3351282. The Environmental Protection Agency (EPA) requires monitoring of over 80 drinking water contaminants. Those contaminants listed in the table below are the only contaminants detected in your drinking water. The state allows us to monitor for some contaminants less than once per year because the concentrations of these contaminants do not change frequently. Some of our data, though representative, are more than one year old.

\* Except as noted, results in the Level Detected column are the highest average at any sampling point or the highest single detected level at a sampling point, depending on sampling frequency.

Contaminant and Unit of Measurement	Dates of Sampling (mo./yr.)	MCL Violation Y/N	Level Detected*	Range of Results	MCLG	MCL	Likely Source of Contamination
<b>Radiological Contaminants</b>							
Alpha emitters (pCi/l)	02/03	N	2.2	NA	0	15	Erosion of natural deposits
Radium 226 + 228 or combined radium (pCi/l)	02/03	N	1.0	NA	0	5	Erosion of natural deposits
<b>Inorganic Contaminants</b>							
Barium (ppm)	02/03	N	0.0087	NA	2	2	Erosion of natural deposits
Fluoride (ppm)	02/03	N	0.16	NA	4	4	Erosion of natural deposits
Nitrate (as Nitrogen) (ppm)	03/05, 06/05, 08/05, 10/05	N	5.1 (a)	4.9-5.1	10	10	Runoff from fertilizer use; leaching from septic tanks, sewage; erosion of natural deposits
Sodium (ppm)	02/03	N	9.3	NA	NA	160	Salt water intrusion, leaching from soil

(a) Nitrate in drinking water at levels above 10 ppm is a health risk for infants of less than six months of age. High nitrate levels in drinking water can cause blue baby syndrome. Nitrate levels may rise quickly for short periods of time because of rainfall or agricultural activity. If you are caring for an infant you should ask advice from your health care provider.

**TTHMs and Stage I Disinfectant/ Disinfection Byproduct (D/DBP) Parameters** \*For Chlorine, Haloacetic Acids and TTHM the level detected is the highest annual average of the quarterly averages. Range of Results is the range of results (lowest to highest) at individual sampling sites.

Contaminant and Unit of Measurement	Dates of Sampling (mo./yr.)	MCL Violation Y/N	Level Detected*	Range of Results	MCLG/ MRDLG	MCL/ MRDL	Likely Source of Contamination
Chlorine (ppm)	2005	N	1.1	0.8-1.5	MRDLG =4	MRDL =4	Water additive used to control microbes
Total Haloacetic Acids (ppb)	10/04	N	1.9	NA	NA	60	Byproduct of drinking water disinfection
TTHMs [Total Trihalo-methanes] (ppb)	10/04	N	7.7	NA	NA	80	Byproduct of drinking water disinfection

**Lead and Copper (Tap Water)**

Contaminant and Unit of Measurement	Dates of Sampling (mo./yr.)	AL Violation Y/N	90 <sup>th</sup> Percentile Result	No. of sites exceeding the AL	MCLG	AL (Action Level)	Likely Source of Contamination
Copper (ppm)	2005	N	0.6300	0	1.3	1.3	Corrosion of household plumbing
Lead (ppb)	2005	N	2.9	0	0	15	Corrosion of household plumbing

**Secondary Contaminants**

Contaminant and Unit of Measurement	Dates of Sampling (mo./yr.)	MCL Violation Y/N	Highest Result	Range of Results	MCL	Likely Source of Contamination
Odor (threshold odor number)	02, 04, 05/03	Y	32	ND- 32	3	Naturally occurring organics

Odor Violation- As seen in the table, we exceeded the odor MCL in 2003. There are no serious health concerns associated with these results. Additional samples were collected with results below the MCL.

CCR Violation: Last year, we inadvertently submitted an inadequate CCR for omitting the odor MCL violation. The 2003 odor violation is listed in the table above. We will take additional steps this year to ensure that our CCR is accurate. There are no health effects associated with this violation.

Some people may be more vulnerable to contaminants in drinking water than the general population. Immuno-compromised persons such as persons with cancer undergoing chemotherapy, persons who have undergone organ transplants, people with HIV/AIDS or other immune system disorders, some elderly, and infants can be particularly at risk from infections. These people should seek advice about drinking water from their health care providers. EPA/CDC guidelines on appropriate means to lessen the risk of infection by *Cryptosporidium* and other microbiological contaminants are available from the SAFE DRINKING WATER HOTLINE (1-800-426-4791).

MCLs are set at very stringent levels. To understand the possible health effects described for many regulated constituents, a person would have to drink 2 liters of water every day at the MCL level for 70 years to have a one-in-a-million chance of having the described health effect.

Our water systems are designed and operated to deliver water to our customers' plumbing systems that complies with state and federal drinking water standards. This water is disinfected using chlorine, but it is not necessarily sterile. Customers' plumbing, including treatment devices, might remove, introduce or increase contaminants in tap water. All customers, and in particular operators of facilities like hotels and institutions serving susceptible populations (like hospitals and nursing homes), should properly operate and maintain the plumbing systems in these facilities. You can obtain additional information from the EPA's Safe Drinking Water Hotline at (800) 426-4791.

Aqua Utilities Florida  
P.O. Box 490310  
Leesburg, FL 34749



### 2005 Annual Drinking Water Quality Report Summit Chase, PWSID # 3354112

*Este informe contiene información importante sobre la calidad de su agua de beber. Hable con alguien que lo entienda o llame al 877.WTR.AQUA (877.987.2782).*

We're pleased to present to you this year's Annual Water Quality Report. This report is designed to inform you about the quality water and services we deliver to you every day. If you have any questions about this report or concerns about your water utility, please contact us at (800) 250-7532 or visit us at [www.aquautilitiesflorida.com](http://www.aquautilitiesflorida.com).

Summit Chase obtains its water from a groundwater source, which comes from the Floridian Aquifer. The water is chlorinated for disinfection purposes. The Florida Department of Environmental Protection (DEP) performed a Source Water Assessment on our system. Information provided by this assessment indicated that Summit Chase Water System is of low susceptibility to contamination. The assessment results are available on the DEP Source Water Assessment and Protection Program website at [www.dep.state.fl.us/swapp](http://www.dep.state.fl.us/swapp).

The sources of drinking water (both tap water and bottled water) include rivers, lakes, streams, ponds, reservoirs, springs, and wells. As water travels over the surface of the land or through the ground, it dissolves naturally occurring minerals and, in some cases, radioactive material, and can pick up substances resulting from the presence of animals or from human activity.

Contaminants that may be present in source water include:

- A) **Microbial contaminants**, such as viruses and bacteria, which may come from sewage treatment plants, septic systems, agricultural livestock operations, and wildlife.
- B) **Inorganic contaminants**, such as salts and metals, which can be naturally-occurring or result from urban stormwater runoff, industrial or domestic wastewater discharges, oil and gas production, mining, or farming.
- C) **Pesticides and herbicides**, which may come from a variety of sources such as agriculture, urban stormwater runoff, and residential uses.
- D) **Organic chemical contaminants**, including synthetic and volatile organic chemicals, which are by-products of industrial processes and petroleum production, and can also, come from gas stations, urban stormwater runoff, and septic systems.
- E) **Radioactive contaminants**, which can be naturally occurring or result from oil and gas production and mining activities.

In order to ensure that tap water is safe to drink, the EPA prescribes regulations, which limit the amount of certain contaminants in water provided by public water systems. The Food and Drug Administration (FDA) regulations establish limits for contaminants in bottled water, which must provide the same protection for public health.

Drinking water, including bottled water, may reasonably be expected to contain at least small amounts of some contaminants. The presence of contaminants does not necessarily indicate that the water poses a health risk. More information about contaminants and potential health effects can be obtained by calling the Environmental Protection Agency's Safe Drinking Water Hotline at (800) 426-4791.

#### Terms and Abbreviations

**Action Level (AL):** The concentration of a contaminant that, if exceeded, triggers treatment or other requirements that a water system must follow.

**Maximum Contaminant Level or MCL:** The highest level of a contaminant that is allowed in drinking water. MCLs are set as close to the MCLGs as feasible using the best available treatment technology.

**Maximum Contaminant Level Goal or MCLG:** The level of a contaminant in drinking water below which there is no known or expected risk to health. MCLGs allow for a margin of safety.

**Maximum residual disinfectant level or MRDL:** The highest level of a disinfectant allowed in drinking water. There is convincing evidence that addition of a disinfectant is necessary for control of microbial contaminants.

**Maximum residual disinfectant level goal or MRDLG:** The level of drinking water disinfectant below which there is no known or expected risk to health. MRDLGs do not reflect the benefits of the use of disinfectants to control microbial contaminants.

**N/A:** Not applicable.

**ND:** means not detected and indicates that the substance was not found by laboratory analysis.

**Parts per million (ppm) or Milligrams per liter (mg/l):** one part by weight of analyte to 1 million parts by weight of the water sample.

**Parts per billion (ppb) or Micrograms per liter (µg/l):** one part by weight of analyte to 1 billion parts by weight of the water sample.

**PicoCurie per liter (pCi/L):** measure of the radioactivity in water.

## 2005 ANNUAL DRINKING WATER QUALITY TEST RESULTS

Aqua Utilities Florida routinely monitors for contaminants in your drinking water according to Federal and State laws, rules, and regulations. Except where indicated otherwise, this report is based on the results of our monitoring for the period of January 1 to December 31, 2005 for Summit Chase - PWS ID # 3354112. The Environmental Protection Agency (EPA) requires monitoring of over 80 drinking water contaminants. Those contaminants listed in the table below are the only contaminants detected in your drinking water.

Microbiological Contaminants- Presence of coliform bacteria in > 1 sample collected during a month						
Contaminant and Unit of Measurement	Dates of Sampling (mo./yr.)	MCL Violation Y/N	Highest Monthly Number	MCLG	MCL	Likely Source of Contamination
Total Coliform Bacteria	10/05	N	1	0	>1	Naturally present in the environment

\* Except as noted, results in the Level Detected column are the highest average at any sampling point or the highest single detected level at a sampling point, depending on sampling frequency.

Contaminant and Unit of Measurement	Dates of Sampling (mo./yr.)	MCL Violation Y/N	Level Detected*	Range of Results	MCLG	MCL	Likely Source of Contamination
<b>Radiological Contaminants</b>							
Gross Alpha (pCi/l)	3/03	N	1.5	N/A	0	15	Erosion of natural deposits
Combined Radium (pCi/l)	3/03	N	1.0	N/A	0	5	Erosion of natural deposits
<b>Inorganic Contaminants</b>							
Barium (ppm)	3/03	N	0.019	N/A	2	2	Erosion of natural deposits
Fluoride (ppm)	3/03	N	0.1	N/A	4	4	Erosion of natural deposits
Lead (point of entry) (ppb)	3/03	N	0.6	N/A	N/A	15	Erosion of natural deposits; corrosion of plumbing
Nitrate (as Nitrogen) (ppm)	2/05	N	0.2	NA	10	10	Runoff from fertilizer use; leaching from septic tanks, sewage; erosion of natural deposits
Sodium (ppm)	3/03	N	7.6	N/A	N/A	160	Salt water intrusion, leaching from soil

**TTHMs and Stage I Disinfectant/ Disinfection By-Product (D/DBP) Parameters** \*For Chlorine, Haloacetic Acids and TTHM the level detected is the highest annual average of the quarterly averages. Range of Results is the range of results (lowest to highest) at individual sampling sites.

Contaminant and Unit of Measurement	Dates of Sampling (mo./yr.)	MCL Violation Y/N	Level Detected*	Range of Results	MCLG/ MRDLG	MCL/ MRDL	Likely Source of Contamination
Chlorine (ppm)	2005	N	1.2	0.9-1.55	MRDLG =4	MRDL =4	Water additive used to control microbes
TTHMs [Total Trihalomethanes] (ppb)	7/04	N	6.5	4.3-8.7	N/A	80	Byproduct of drinking water disinfection

**Lead and Copper (Tap Water)**

Contaminant and Unit of Measurement	Dates of Sampling (mo./yr.)	AL Violation Y/N	90 <sup>th</sup> Percentile Result	No. of sites exceeding the AL	MCLG	AL (Action Level)	Likely Source of Contamination
Copper (ppm)	2005	N	0.10	0	1.3	1.3	Corrosion of household plumbing
Lead (ppb)	2005	N	3.0	0	0	15	Corrosion of household plumbing

Some people may be more vulnerable to contaminants in drinking water than the general population. Immuno-compromised persons such as persons with cancer undergoing chemotherapy, persons who have undergone organ transplants, people with HIV/AIDS or other immune system disorders, some elderly, and infants can be particularly at risk from infections. These people should seek advice about drinking water from their health care providers. EPA/CDC guidelines on appropriate means to lessen the risk of infection by Cryptosporidium and other microbiological contaminants are available from the SAFE DRINKING WATER HOTLINE (800) 426-4791.

MCLs are set at very stringent levels. To understand the possible health effects described for many regulated constituents, a person would have to drink 2 liters of water every day at the MCL level for 70 years to have a one-in-a-million chance of having the described health effect.

Our water systems are designed and operated to deliver water to our customers' plumbing systems that complies with state and federal drinking water standards. This water is disinfected using chlorine, but it is not necessarily sterile. Customers' plumbing, including treatment devices, might remove, introduce or increase contaminants in tap water. All customers, and in particular operators of facilities like hotels and institutions serving susceptible populations (like hospitals and nursing homes), should properly operate and maintain the plumbing systems in these facilities. You can obtain additional information from the EPA's Safe Drinking Water Hotline at (800) 426-4791.

Aqua Utilities Florida  
P.O. Box 490310  
Leesburg, FL 34749



### 2005 Annual Drinking Water Quality Report Sunny Hills PWS ID # 1670647

Este informe contiene información importante sobre la calidad de su agua de beber. Hable con alguien que lo entienda o llame al 877.WTR.AQUA (877.987.2782).

We're pleased to present to you this year's Annual Water Quality Report. This report is designed to inform you about the quality water and services we deliver to you every day. If you have any questions about this report or concerns about your water utility, please contact customer service at 1-800-250-7532 or visit us at [www.aquautilitiesflorida.com](http://www.aquautilitiesflorida.com).

Sunny Hills obtains its water from a groundwater source, which comes from the Floridan Aquifer. The water is chlorinated for disinfection purposes. The Florida Department of Environmental Protection (DEP) performed a Source Water Assessment on our system. Information provided by this assessment indicated that Sunny Hills has a low susceptibility to contamination from domestic wastewater sites. The assessment results are available on the DEP Source Water Assessment and Protection Program website at [www.dep.state.fl.us/swapp](http://www.dep.state.fl.us/swapp).

The sources of drinking water (both tap water and bottled water) include rivers, lakes, streams, ponds, reservoirs, springs, and wells. As water travels over the surface of the land or through the ground, it dissolves naturally occurring minerals and, in some cases, radioactive material, and can pick up substances resulting from the presence of animals or from human activity.

Contaminants that may be present in source water include:

- A) **Microbial contaminants**, such as viruses and bacteria, which may come from sewage treatment plants, septic systems, agricultural livestock operations, and wildlife.
- B) **Inorganic contaminants**, such as salts and metals, which can be naturally-occurring or result from urban stormwater runoff, industrial or domestic wastewater discharges, oil and gas production, mining, or farming.
- C) **Pesticides and herbicides**, which may come from a variety of sources such as agriculture, urban stormwater runoff, and residential uses.
- D) **Organic chemical contaminants**, including synthetic and volatile organic chemicals, which are by-products of industrial processes and petroleum production, and can also come from gas stations, urban stormwater runoff, and septic systems.
- E) **Radioactive contaminants**, which can be naturally occurring or result from oil and gas production and mining activities.

In order to ensure that tap water is safe to drink, the EPA prescribes regulations, which limit the amount of certain contaminants in water provided by public water systems. The Food and Drug Administration (FDA) regulations establish limits for contaminants in bottled water, which must provide the same protection for public health.

Drinking water, including bottled water, may reasonably be expected to contain at least small amounts of some contaminants. The presence of contaminants does not necessarily indicate that the water poses a health risk. More information about contaminants and potential health effects can be obtained by calling the Environmental Protection Agency's Safe Drinking Water Hotline at 1-800-426-4791.

#### Terms and Abbreviations

**Action Level (AL):** The concentration of a contaminant that, if exceeded, triggers treatment or other requirements that a water system must follow.

**Maximum Contaminant Level or MCL:** The highest level of a contaminant that is allowed in drinking water. MCLs are set as close to the MCLGs as feasible using the best available treatment technology.

**Maximum Contaminant Level Goal or MCLG:** The level of a contaminant in drinking water below which there is no known or expected risk to health. MCLGs allow for a margin of safety.

**Maximum residual disinfectant level or MRDL:** The highest level of a disinfectant allowed in drinking water. There is convincing evidence that addition of a disinfectant is necessary for control of microbial contaminants.

**Maximum residual disinfectant level goal or MRDLG:** The level of drinking water disinfectant below which there is no known or expected risk to health. MRDLGs do not reflect the benefits of the use of disinfectants to control microbial contaminants.

**N/A:** Not applicable

**ND:** means not detected and indicates that the substance was not found by laboratory analysis.

**Parts per million (ppm) or Milligrams per liter (mg/l):** one part by weight of analyte to 1 million parts by weight of the water sample.

**Parts per billion (ppb) or Micrograms per liter (µg/l):** one part by weight of analyte to 1 billion parts by weight of the water sample.

**Picocurie per liter (pCi/L):** measure of the radioactivity in water.

## 2005 ANNUAL DRINKING WATER QUALITY TEST RESULTS

Aqua Utilities Florida routinely monitors for contaminants in your drinking water according to Federal and State laws, rules, and regulations. Except where indicated otherwise, this report is based on the results of our monitoring for the period of January 1 to December 31, 2005 for Sunny Hills PWS ID # 1670647. Data obtained before January 1, 2005, and presented in this report are from the most recent testing done in accordance with the laws, rules, and regulations. The Environmental Protection Agency (EPA) requires monitoring of over 80 drinking water contaminants. Those contaminants listed in the table below are the only ones detected in your drinking water. The state allows us to monitor for some contaminants less than once per year because the concentrations do not change frequently. Some of our data, though representative, are more than one year old.

* Except as otherwise noted, results in the Level Detected column are the highest average at any sampling point or the highest single detected level at a sampling point, depending on sampling frequency.							
Contaminant and Unit of Measurement	Dates of Sampling (mo./yr.)	MCL Violation Y/N	Level Detected*	Range of Results	MCLG	MCL	Likely Source of Contamination
<b>Radiological Contaminants</b>							
Alpha emitters (pCi/l)	10/03	N	1.3	0.5-1.3	0	15	Erosion of natural deposits
Radium 226 or combined radium (pCi/l)	07/03	N	0.2	ND-0.2	0	5	Erosion of natural deposits
<b>Inorganic Contaminants</b>							
Barium (ppm)	05/03	N	0.020	0.015-0.020	2	2	Erosion of natural deposits
Fluoride (ppm)	05/03	N	0.14	0.085-0.14	4	4	Erosion of natural deposits
Sodium (ppm)	05/03	N	4.7	3.0-4.7	N/A	160	Salt water intrusion, leaching from soil

<b>TTHMs and Stage I Disinfectant/ Disinfection Byproduct (D/DBP) Parameters-</b> For Chlorine and TTHMs the level detected is the highest annual average of quarterly averages. Range of Results is the range of all results (lowest to highest) at individual sampling sites.							
Contaminant and Unit of Measurement	Dates of Sampling (mo./yr.)	MCL Violation Y/N	Level Detected	Range of Results	MCLG/ MRDLG	MCL/ MRDL	Likely Source of Contamination
Chlorine (ppm)	2005	N	0.49	0.2- 0.5	MRDLG = 4	MRDL = 4	Water additive used to control microbes
TTHMs [Total Trihalomethanes] (ppb)	08/04	N	2	ND- 6	NA	80	Byproduct of drinking water disinfection


<b>Lead and Copper (Tap Water)</b>							
Contaminant and Unit of Measurement	Dates of Sampling (mo./yr.)	AL Violation Y/N	90 <sup>th</sup> Percentile Result	No. of sites exceeding the AL	MCLG	AL (Action Level)	Likely Source of Contamination
Copper (ppm)	09/05	N	0.440	0	1.3	1.3	Corrosion of household plumbing
Lead (ppb)	09/05	N	3.0	0	0	15	Corrosion of household plumbing

MCLs are set at very stringent levels. To understand the possible health effects described for many regulated constituents, a person would have to drink 2 liters of water every day at the MCL level for 70 years to have a one-in-a-million chance of having the described health effect.

Some people may be more vulnerable to contaminants in drinking water than the general population. Immuno-compromised persons such as persons with cancer undergoing chemotherapy, persons who have undergone organ transplants, people with HIV/AIDS or other immune system disorders, some elderly, and infants can be particularly at risk from infections. These people should seek advice about drinking water from their health care providers. EPA/CDC guidelines on appropriate means to lessen the risk of infection by *Cryptosporidium* and other microbiological contaminants are available from the SAFE DRINKING WATER HOTLINE (1-800-426-4791).

Our water systems are designed and operated to deliver water to our customers' plumbing systems that complies with state and federal drinking water standards. This water is disinfected using chlorine, but it is not necessarily sterile. Customers' plumbing, including treatment devices, might remove, introduce or increase contaminants in tap water. All customers, and in particular operators of facilities like hotels and institutions serving susceptible populations (like hospitals and nursing homes), should properly operate and maintain the plumbing systems in these facilities. You can obtain additional information from the EPA's Safe Drinking Water Hotline at (800) 426-4791.

Aqua Utilities Florida  
P.O. Box 490310  
Leesburg, FL 34749



### 2005 Annual Drinking Water Quality Report Tangerine PWSID # 3481329

Este informe contiene información importante sobre la calidad de su agua de beber. Hable con alguien que lo entienda o llame al 877.WTR.AQUA (877.987.2782).

We're pleased to present to you this year's Annual Water Quality Report. This report is designed to inform you about the quality water and services we deliver to you every day. If you have any questions about this report or concerns about your water utility, please contact us at 1-800-250-7532 or visit us at [www.aquautilitiesflorida.com](http://www.aquautilitiesflorida.com).

Tangerine obtains its water from groundwater sources, which come from the Floridan Aquifer. The water is chlorinated for disinfection purposes. The Florida Department of Environmental Protection (DEP) performed a Source Water Assessment on our system. Information provided by this assessment indicated no potential sources of contamination near our wells. The assessment results are available on the DEP Source Water Assessment and Protection Program website at [www.dep.state.fl.us/swapp](http://www.dep.state.fl.us/swapp).

The sources of drinking water (both tap water and bottled water) include rivers, lakes, streams, ponds, reservoirs, springs, and wells. As water travels over the surface of the land or through the ground, it dissolves naturally occurring minerals and, in some cases, radioactive material, and can pick up substances resulting from the presence of animals or from human activity.

Contaminants that may be present in source water include:

- A) **Microbial contaminants**, such as viruses and bacteria, which may come from sewage treatment plants, septic systems, agricultural livestock operations, and wildlife.
- B) **Inorganic contaminants**, such as salts and metals, which can be naturally-occurring or result from urban stormwater runoff, industrial or domestic wastewater discharges, oil and gas production, mining, or farming.
- C) **Pesticides and herbicides**, which may come from a variety of sources such as agriculture, urban stormwater runoff, and residential uses.
- D) **Organic chemical contaminants**, including synthetic and volatile organic chemicals, which are by-products of industrial processes and petroleum production, and can also come from gas stations, urban stormwater runoff, and septic systems.
- E) **Radioactive contaminants**, which can be naturally occurring or result from oil and gas production and mining activities.

In order to ensure that tap water is safe to drink, the EPA prescribes regulations, which limit the amount of certain contaminants in water provided by public water systems. The Food and Drug Administration (FDA) regulations establish limits for contaminants in bottled water, which must provide the same protection for public health.

Drinking water, including bottled water, may reasonably be expected to contain at least small amounts of some contaminants. The presence of contaminants does not necessarily indicate that the water poses a health risk. More information about contaminants and potential health effects can be obtained by calling the Environmental Protection Agency's Safe Drinking Water Hotline at 1-800-426-4791.

#### Terms and Abbreviations

**Action Level (AL):** The concentration of a contaminant that, if exceeded, triggers treatment or other requirements that a water system must follow.

**Maximum Contaminant Level or MCL:** The highest level of a contaminant that is allowed in drinking water. MCLs are set as close to the MCLGs as feasible using the best available treatment technology.

**Maximum Contaminant Level Goal or MCLG:** The level of a contaminant in drinking water below which there is no known or expected risk to health. MCLGs allow for a margin of safety.

**Maximum residual disinfectant level or MRDL:** The highest level of a disinfectant allowed in drinking water. There is convincing evidence that addition of a disinfectant is necessary for control of microbial contaminants.

**Maximum residual disinfectant level goal or MRDLG:** The level of drinking water disinfectant below which there is no known or expected risk to health. MRDLGs do not reflect the benefits of the use of disinfectants to control microbial contaminants.

**N/A:** Not applicable.

**ND:** means not detected and indicates that the substance was not found by laboratory analysis.

**Parts per million (ppm) or Milligrams per liter (mg/l):** one part by weight of analyte to 1 million parts by weight of the water sample.

**Parts per billion (ppb) or Micrograms per liter (µg/l):** one part by weight of analyte to 1 billion parts by weight of the water sample.

**PicoCurie per liter (pCi/L):** measure of the radioactivity in water.



## 2005 ANNUAL DRINKING WATER QUALITY TEST RESULTS

Aqua Utilities Florida routinely monitors for contaminants in your drinking water according to Federal and State laws, rules, and regulations. Except where indicated otherwise, this report is based on the results of our monitoring for the period of January 1 to December 31, 2005 for Tangerine- PWSID # 3481329. The Environmental Protection Agency (EPA) requires monitoring of over 80 drinking water contaminants. Those contaminants listed in the table below are the only contaminants detected in your drinking water. The state allows us to monitor for some contaminants less than once per year because the concentrations of these contaminants do not change frequently. Some of our data, though representative, are more than one year old.

\* Except as noted, results in the Level Detected column are the highest average at any sampling point or the highest single detected level at a sampling point, depending on sampling frequency.

Contaminant and Unit of Measurement	Dates of Sampling (mo./yr.)	MCL Violation Y/N	Level Detected*	MCLG	MCL	Likely Source of Contamination
<b>Radiological Contaminants</b>						
Alpha emitters (pCi/l)	02/03	N	1.4	0	15	Erosion of natural deposits
Radium 226 or combined radium (pCi/l)	02/03	N	2.3	0	5	Erosion of natural deposits
<b>Inorganic Contaminants</b>						
Barium (ppm)	02/03	N	0.022	2	2	Erosion of natural deposits
Fluoride (ppm)	02/03	N	0.20	4	4	Erosion of natural deposits
Nitrate (as Nitrogen) (ppm)	02/05	N	0.011	10	10	Runoff from fertilizer use; leaching from septic tanks, sewage; erosion of natural deposits
Sodium (ppm)	02/03	N	19	NA	160	Salt water intrusion, leaching from soil

**TTHMs and Stage I Disinfectant/ Disinfection Byproduct (D/DBP) Parameters** \*For Chlorine, Haloacetic Acids and TTHM the level detected is the highest annual average of the quarterly averages. Range of Results is the range of results (lowest to highest) at individual sampling sites.

Contaminant and Unit of Measurement	Dates of Sampling (mo./yr.)	MCL Violation Y/N	Level Detected*	Range of Results	MCLG/ MRDLG	MCL/ MRDL	Likely Source of Contamination
Chlorine (ppm)	2005	N	1.3	0.85-2.2	MRDLG =4	MRDL =4	Water additive used to control microbes
Total Haloacetic Acids (ppb)	10/04	N	4.4	4.4	NA	60	Byproduct of drinking water disinfection
TTHMs (Total Trihalo-methanes) (ppb)	10/04	N	20	20	NA	80	Byproduct of drinking water disinfection

**Lead and Copper (Tap Water)**

Contaminant and Unit of Measurement	Dates of Sampling (mo./yr.)	AL Violation Y/N	90 <sup>th</sup> Percentile Result	No. of sites exceeding the AL	MCLG	AL (Action Level)	Likely Source of Contamination
Copper (ppm)	2005	N	0.46	0	1.3	1.3	Corrosion of household plumbing
Lead (ppb)	2005	N	4.4	0	0	15	Corrosion of household plumbing

Some people may be more vulnerable to contaminants in drinking water than the general population. Immuno-compromised persons such as persons with cancer undergoing chemotherapy, persons who have undergone organ transplants, people with HIV/AIDS or other immune system disorders, some elderly, and infants can be particularly at risk from infections. These people should seek advice about drinking water from their health care providers. EPA/CDC guidelines on appropriate means to lessen the risk of infection by *Cryptosporidium* and other microbiological contaminants are available from the SAFE DRINKING WATER HOTLINE (1-800-426-4791).

MCLs are set at very stringent levels. To understand the possible health effects described for many regulated constituents, a person would have to drink 2 liters of water every day at the MCL level for 70 years to have a one-in-a-million chance of having the described health effect.

Our water systems are designed and operated to deliver water to our customers' plumbing systems that complies with state and federal drinking water standards. This water is disinfected using chlorine, but it is not necessarily sterile. Customers' plumbing, including treatment devices, might remove, introduce or increase contaminants in tap water. All customers, and in particular operators of facilities like hotels and institutions serving susceptible populations (like hospitals and nursing homes), should properly operate and maintain the plumbing systems in these facilities. You can obtain additional information from the EPA's Safe Drinking Water Hotline at (800) 426-4791.

Aqua Utilities Florida  
P.O. Box 490310  
Leesburg, FL 34749



### 2005 Annual Drinking Water Quality Report Tomoka View PWS ID # 3641373

Este informe contiene información importante sobre la calidad de su agua de beber. Hable con alguien que lo entienda o llame al 877.WTR.AQUA (877.987.2782).

We're pleased to present to you this year's Annual Water Quality Report. This report is designed to inform you about the quality water and services we deliver to you every day. If you have any questions about this report or concerns about your water utility, please contact us at 1-800-250-7532 or visit us at [www.aquautilitiesflorida.com](http://www.aquautilitiesflorida.com).

Tomoka View obtains its water from a groundwater source, which comes from the Floridan Aquifer. The water is aerated and chlorinated for disinfection purposes. Ortho-phosphate is also added for corrosion control. The Florida Department of Environmental Protection (DEP) performed a Source Water Assessment on our system. Information provided by this assessment indicated that Tomoka View has a moderate susceptibility to contamination. The assessment results are available on the DEP Source Water Assessment and Protection Program website at [www.dep.state.fl.us/swapp](http://www.dep.state.fl.us/swapp).

The sources of drinking water (both tap water and bottled water) include rivers, lakes, streams, ponds, reservoirs, springs, and wells. As water travels over the surface of the land or through the ground, it dissolves naturally occurring minerals and, in some cases, radioactive material, and can pick up substances resulting from the presence of animals or from human activity.

Contaminants that may be present in source water include:

- A) **Microbial contaminants**, such as viruses and bacteria, which may come from sewage treatment plants, septic systems, agricultural livestock operations, and wildlife.
- B) **Inorganic contaminants**, such as salts and metals, which can be naturally-occurring or result from urban stormwater runoff, industrial or domestic wastewater discharges, oil and gas production, mining, or farming.
- C) **Pesticides and herbicides**, which may come from a variety of sources such as agriculture, urban stormwater runoff, and residential uses.
- D) **Organic chemical contaminants**, including synthetic and volatile organic chemicals, which are by-products of industrial processes and petroleum production, and can also come from gas stations, urban stormwater runoff, and septic systems.
- E) **Radioactive contaminants**, which can be naturally occurring or result from oil and gas production and mining activities.

In order to ensure that tap water is safe to drink, the EPA prescribes regulations, which limit the amount of certain contaminants in water provided by public water systems. The Food and Drug Administration (FDA) regulations establish limits for contaminants in bottled water, which must provide the same protection for public health.

Drinking water, including bottled water, may reasonably be expected to contain at least small amounts of some contaminants. The presence of contaminants does not necessarily indicate that the water poses a health risk. More information about contaminants and potential health effects can be obtained by calling the Environmental Protection Agency's Safe Drinking Water Hotline at 1-800-426-4791.

#### Terms and Abbreviations

**Action Level (AL):** The concentration of a contaminant that, if exceeded, triggers treatment or other requirements that a water system must follow.

**Maximum Contaminant Level or MCL:** The highest level of a contaminant that is allowed in drinking water. MCLs are set as close to the MCLGs as feasible using the best available treatment technology.

**Maximum Contaminant Level Goal or MCLG:** The level of a contaminant in drinking water below which there is no known or expected risk to health. MCLGs allow for a margin of safety.

**Maximum residual disinfectant level or MRDL:** The highest level of a disinfectant allowed in drinking water. There is convincing evidence that addition of a disinfectant is necessary for control of microbial contaminants.

**Maximum residual disinfectant level goal or MRDLG:** The level of drinking water disinfectant below which there is no known or expected risk to health. MRDLGs do not reflect the benefits of the use of disinfectants to control microbial contaminants.

**N/A:** Not applicable.

**ND:** means not detected and indicates that the substance was not found by laboratory analysis.

**Parts per million (ppm) or Milligrams per liter (mg/l):** one part by weight of analyte to 1 million parts by weight of the water sample.

**Parts per billion (ppb) or Micrograms per liter (µg/l):** one part by weight of analyte to 1 billion parts by weight of the water sample.

**Picocurie per liter (pCi/L):** measure of the radioactivity in water.

## 2005 ANNUAL DRINKING WATER QUALITY TEST RESULTS

Aqua Utilities Florida routinely monitors for contaminants in your drinking water according to Federal and State laws, rules, and regulations. Except where otherwise noted, this report is based on the results of our monitoring for the period of January 1 to December 31, 2005 for Tomoka View PWS ID # 3641373. The Environmental Protection Agency (EPA) requires monitoring of over 80 drinking water contaminants. The state allows us to monitor for some contaminants less than once per year because concentrations do not change frequently. Some of our data, though more than one year old, represents the most recent testing done in accordance with regulations.

Contaminant and Unit of Measurement	Dates of Sampling (mo./yr.)	MCL Violation Y/N	Level Detected	Range of Results	MCLG	MCL	Likely Source of Contamination
<b>Radiological Contaminants</b>							
Alpha emitters (pCi/l)	03/03	N	1.4	NA	0	15	Erosion of natural deposits
Combined Radium (pCi/l)	03/03	N	1.0	NA	0	5	Erosion of natural deposits
<b>Inorganic Contaminants</b>							
Barium (ppm)	03/03	N	0.011	NA	2	2	Erosion of natural deposits
Fluoride (ppm)	03/03	N	0.17	NA	4	4	Erosion of natural deposits
Nitrate (as Nitrogen) (ppm)	05/05	N	0.012	NA	10	10	Runoff from fertilizer use; leaching from septic tanks, sewage, erosion of natural deposits
Sodium (ppm)	03/03	N	64	NA	NA	160	Salt water intrusion, leaching from soil
<b>TTHMs and Stage 1 Disinfectant/ Disinfection Byproduct (D/DBP) Parameters</b>							
Chlorine (ppm)	2005	N	1.2	0.55-2	MRDLG =4	MRDL =4	Water additive used to control microbes
Haloacetic Acids (ppb)	08/05	N	45.75	41.7-49.8	NA	60	Byproduct of drinking water disinfection
Total Trihalo-methanes (ppb)	03, 06, 08, 12/05	Y (a)	159	31.9-195.2	NA	80	Byproduct of drinking water disinfection

- (a) Violation: As shown in the table, we exceeded the MCL for Trihalomethanes. Some people who drink water containing trihalomethanes in excess of the MCL over many years may experience problems with their liver, kidneys, or central nervous system, and may have an increased risk of getting cancer. We are currently working with the Florida Department of Health and technical advisors for the Florida Rural Water Association to determine the best way to reduce the TTHM concentration in our drinking water. The TTHM concentration was reduced to below the MCL during the last quarter of 2005 and the first quarter of 2006.

<b>Lead and Copper (Tap Water)</b>							
Contaminant and Unit of Measurement	Dates of Sampling (mo./yr.)	AL Violation Y/N	90 <sup>th</sup> Percentile Result	No. of sites exceeding the AL	MCLG	AL (Action Level)	Likely Source of Contamination
Copper (ppm)	06/05-07/05 (b)	N	1.1	2	1.3	1.3	Corrosion of household plumbing
Copper (ppm)	11/05	Y (c)	1.6	3	1.3	1.3	Corrosion of household plumbing
Lead (ppb)	06/05-07/05 (b)	N	5.1	0	0	15	Corrosion of household plumbing
Lead (ppb)	11/05	N	4.3	2 (d)	0	15	Corrosion of household plumbing


- (b) Monitoring Violation: We did not collect the required number of samples during the January-June 2005 monitoring period. Some samples were collected late in July. In the future, our water system will collect the required number of samples during the designated monitoring period.
- (c) Action Level Exceeded: The copper action level was exceeded in three of the 20 homes sampled. Flushing water through your tap for 30 to 60 seconds prior to use has been found to eliminate most of the copper dissolved from your home's plumbing. Copper is an essential nutrient, but some people who drink water containing copper in excess of the action level over a relatively short amount of time could experience gastrointestinal distress. Some people who drink water containing copper in excess of the action level over many years could suffer liver or kidney damage. People with Wilson's disease should consult their personal doctor. Additional sampling is being conducted in 2006 to closely monitor this exceedance.
- (d) Infants and young children are typically more vulnerable to lead in drinking water than the general population. It is possible that lead levels at your home may be higher than at other homes in the community as a result of materials used in your home's plumbing. If you are concerned about elevated lead levels in your home's water, you may wish to have your water tested and flush your tap for 30 seconds to 2 minutes before using tap water. Additional information is available from the Safe Drinking Water Hotline at (800) 426-4791.

Some people may be more vulnerable to contaminants in drinking water than the general population. Immuno-compromised persons such as persons with cancer undergoing chemotherapy, persons who have undergone organ transplants, people with HIV/AIDS or other immune system disorders, some elderly, and infants can be particularly at risk from infections. These people should seek advice about drinking water from their health care providers. EPA/CDC guidelines on appropriate means to lessen the risk of infection by *Cryptosporidium* and other microbiological contaminants are available from the SAFE DRINKING WATER HOTLINE (1-800-426-4791).

MCLs are set at very stringent levels. To understand the possible health effects described for many regulated constituents, a person would have to drink 2 liters of water every day at the MCL level for 70 years to have a one-in-a-million chance of having the described health effect.

Our water systems are designed and operated to deliver water to our customers' plumbing systems that complies with state and federal drinking water standards. This water is disinfected using chlorine, but it is not necessarily sterile. Customers' plumbing, including treatment devices, might remove, introduce or increase contaminants in tap water. All customers, and in particular operators of facilities like hotels and institutions serving susceptible populations (like hospitals and nursing homes), should properly operate and maintain the plumbing systems in these facilities. You can obtain additional information from the EPA's Safe Drinking Water Hotline at (800) 426-4791.

Aqua Utilities Florida  
P.O. Box 490310  
Leesburg, FL 34749



### 2005 Annual Drinking Water Quality Report Valencia Terrace PWSID # 3351421

Este informe contiene información importante sobre la calidad de su agua de beber. Hable con alguien que lo entienda o llame al 877.WTR.AQUA (877.987.2782).

We're pleased to present to you this year's Annual Water Quality Report. This report is designed to inform you about the quality water and services we deliver to you every day. If you have any questions about this report or concerns about your water utility, please contact us at 1-800-250-7532 or visit us at [www.aquautilitiesflorida.com](http://www.aquautilitiesflorida.com).

Valencia Terrace obtains its water from groundwater sources, which come from the Floridan Aquifer. The water is chlorinated for disinfection purposes. The Florida Department of Environmental Protection (DEP) performed a Source Water Assessment on our system. Information provided by this assessment indicated no potential sources of contamination near our wells. The assessment results are available on the DEP Source Water Assessment and Protection Program website at [www.dep.state.fl.us/swapp](http://www.dep.state.fl.us/swapp).

The sources of drinking water (both tap water and bottled water) include rivers, lakes, streams, ponds, reservoirs, springs, and wells. As water travels over the surface of the land or through the ground, it dissolves naturally occurring minerals and, in some cases, radioactive material, and can pick up substances resulting from the presence of animals or from human activity.

Contaminants that may be present in source water include:

- A) **Microbial contaminants**, such as viruses and bacteria, which may come from sewage treatment plants, septic systems, agricultural livestock operations, and wildlife.
- B) **Inorganic contaminants**, such as salts and metals, which can be naturally-occurring or result from urban stormwater runoff, industrial or domestic wastewater discharges, oil and gas production, mining, or farming.
- C) **Pesticides and herbicides**, which may come from a variety of sources such as agriculture, urban stormwater runoff, and residential uses.
- D) **Organic chemical contaminants**, including synthetic and volatile organic chemicals, which are by-products of industrial processes and petroleum production, and can also come from gas stations, urban stormwater runoff, and septic systems.
- E) **Radioactive contaminants**, which can be naturally occurring or result from oil and gas production and mining activities.

In order to ensure that tap water is safe to drink, the EPA prescribes regulations, which limit the amount of certain contaminants in water provided by public water systems. The Food and Drug Administration (FDA) regulations establish limits for contaminants in bottled water, which must provide the same protection for public health.

Drinking water, including bottled water, may reasonably be expected to contain at least small amounts of some contaminants. The presence of contaminants does not necessarily indicate that the water poses a health risk. More information about contaminants and potential health effects can be obtained by calling the Environmental Protection Agency's Safe Drinking Water Hotline at 1-800-426-4791.

#### Terms and Abbreviations

**Action Level (AL):** The concentration of a contaminant that, if exceeded, triggers treatment or other requirements that a water system must follow.

**Maximum Contaminant Level or MCL:** The highest level of a contaminant that is allowed in drinking water. MCLs are set as close to the MCLGs as feasible using the best available treatment technology.

**Maximum Contaminant Level Goal or MCLG:** The level of a contaminant in drinking water below which there is no known or expected risk to health. MCLGs allow for a margin of safety.

**Maximum residual disinfectant level or MRDL:** The highest level of a disinfectant allowed in drinking water. There is convincing evidence that addition of a disinfectant is necessary for control of microbial contaminants.

**Maximum residual disinfectant level goal or MRDLG:** The level of drinking water disinfectant below which there is no known or expected risk to health. MRDLGs do not reflect the benefits of the use of disinfectants to control microbial contaminants.

**N/A:** Not applicable.

**ND:** means not detected and indicates that the substance was not found by laboratory analysis.

**Parts per million (ppm) or Milligrams per liter (mg/l):** one part by weight of analyte to 1 million parts by weight of the water sample.

**Parts per billion (ppb) or Micrograms per liter (µg/l):** one part by weight of analyte to 1 billion parts by weight of the water sample.

**Picocurie per liter (pCi/L):** measure of the radioactivity in water.

### 2005 ANNUAL DRINKING WATER QUALITY TEST RESULTS

Aqua Utilities Florida routinely monitors for contaminants in your drinking water according to Federal and State laws, rules, and regulations. Except where indicated otherwise, this report is based on the results of our monitoring for the period of January 1 to December 31, 2005 for Valencia Terrace PWSID# 3351421. The Environmental Protection Agency (EPA) requires monitoring of over 80 drinking water contaminants. Those contaminants listed in the table below are the only contaminants detected in your drinking water. The state allows us to monitor for some contaminants less than once per year because the concentrations of these contaminants do not change frequently. Some of our data, though representative, are more than one year old.

Microbiological Contaminants- Presence of coliform bacteria in > 1 sample collected during a month						
Contaminant and Unit of Measurement	Dates of Sampling (mo./yr.)	MCL Violation Y/N	Highest Monthly Number	MCLG	MCL	Likely Source of Contamination
Total Coliform Bacteria	5/05	N	1	0	>1	Naturally present in the environment

\* Except as noted, results in the Level Detected column are the highest average at any sampling point or the highest single detected level at a sampling point, depending on sampling frequency.

Contaminant and Unit of Measurement	Dates of Sampling (mo./yr.)	MCL Violation Y/N	Level Detected*	Range of Results	MCLG	MCL	Likely Source of Contamination
<b>Radiological Contaminants</b>							
Alpha emitters (pCi/l)	02/03	N	3.3	NA	0	15	Erosion of natural deposits
Radium 226 + 228 or combined radium (pCi/l)	02/03	N	2.1	NA	0	5	Erosion of natural deposits
<b>Inorganic Contaminants</b>							
Barium (ppm)	02/03	N	0.018	NA	2	2	Erosion of natural deposits
Fluoride (ppm)	02/03	N	0.14	NA	4	4	Erosion of natural deposits
Nitrate (as Nitrogen) (ppm)	02/05	N	0.033	NA	10	10	Runoff from fertilizer use; leaching from septic tanks, sewage; erosion of natural deposits
Sodium (ppm)	02/03	N	5.4	NA	NA	160	Salt water intrusion, leaching from soil

**TTHMs and Stage I Disinfectant/ Disinfection Byproduct (D/DBP) Parameters** \*For Chlorine, Haloacetic Acids and TTHM the level detected is the highest annual average of the quarterly averages. Range of Results is the range of results (lowest to highest) at individual sampling sites.

Contaminant and Unit of Measurement	Dates of Sampling (mo./yr.)	MCL Violation Y/N	Level Detected*	Range of Results	MCLG/ MRDLG	MCL/ MRDL	Likely Source of Contamination
Chlorine (ppm)	2005	N	1.3	1.2-1.5	MRDLG =4	MRDL =4	Water additive used to control microbes
Total Haloacetic Acids (ppb)	10/04	N	2.3	NA	NA	60	Byproduct of drinking water disinfection
TTHMs (Total Trihalo-methanes) (ppb)	10/04	N	6.9	NA	NA	80	Byproduct of drinking water disinfection

#### Lead and Copper (Tap Water)

Contaminant and Unit of Measurement	Dates of Sampling (mo./yr.)	AL Violation Y/N	90 <sup>th</sup> Percentile Result	No. of sites exceeding the AL	MCLG	AL (Action Level)	Likely Source of Contamination
Copper (ppm)	2005	N	0.23	0	1.3	1.3	Corrosion of household plumbing
Lead (ppb)	2005	N	1.8	0	0	15	Corrosion of household plumbing

Some people may be more vulnerable to contaminants in drinking water than the general population. Immuno-compromised persons such as persons with cancer undergoing chemotherapy, persons who have undergone organ transplants, people with HIV/AIDS or other immune system disorders, some elderly, and infants can be particularly at risk from infections. These people should seek advice about drinking water from their health care providers. EPA/CDC guidelines on appropriate means to lessen the risk of infection by *Cryptosporidium* and other microbiological contaminants are available from the SAFE DRINKING WATER HOTLINE (1-800-426-4791).

MCLs are set at very stringent levels. To understand the possible health effects described for many regulated constituents, a person would have to drink 2 liters of water every day at the MCL level for 70 years to have a one-in-a-million chance of having the described health effect.

Our water systems are designed and operated to deliver water to our customers' plumbing systems that complies with state and federal drinking water standards. This water is disinfected using chlorine, but it is not necessarily sterile. Customers' plumbing, including treatment devices, might remove, introduce or increase contaminants in tap water. All customers, and in particular operators of facilities like hotels and institutions serving susceptible populations (like hospitals and nursing homes), should properly operate and maintain the plumbing systems in these facilities. You can obtain additional information from the EPA's Safe Drinking Water Hotline at (800) 426-4791.

Aqua Utilities Florida  
P.O. Box 490310  
Leesburg, FL 34749



**2005 Annual Drinking Water Quality Report  
Venetian Village PWS ID # 3351426**

Este informe contiene información importante sobre la calidad de su agua de beber. Hable con alguien que lo entienda o llame al 877.WTR.AQUA (877.987.2782).

We're pleased to present to you this year's Annual Water Quality Report. This report is designed to inform you about the quality water and services we deliver to you every day. If you have any questions about this report or concerns about your water utility, please contact us at 1-800-250-7532 or visit us at [www.aquautilitiesflorida.com](http://www.aquautilitiesflorida.com).

Venetian Village obtains its water from a groundwater source, which comes from the Floridan Aquifer. The water is chlorinated for disinfection purposes. The Florida Department of Environmental Protection (DEP) performed a Source Water Assessment on our system. Information provided by this assessment indicated that Venetian Village Water System is of low susceptibility to contamination. The assessment results are available on the DEP Source Water Assessment and Protection Program website at [www.dep.state.fl.us/swapp](http://www.dep.state.fl.us/swapp).

The sources of drinking water (both tap water and bottled water) include rivers, lakes, streams, ponds, reservoirs, springs, and wells. As water travels over the surface of the land or through the ground, it dissolves naturally occurring minerals and, in some cases, radioactive material, and can pick up substances resulting from the presence of animals or from human activity.

Contaminants that may be present in source water include:

- A) **Microbial contaminants**, such as viruses and bacteria, which may come from sewage treatment plants, septic systems, agricultural livestock operations, and wildlife.
- B) **Inorganic contaminants**, such as salts and metals, which can be naturally-occurring or result from urban stormwater runoff, industrial or domestic wastewater discharges, oil and gas production, mining, or farming.
- C) **Pesticides and herbicides**, which may come from a variety of sources such as agriculture, urban stormwater runoff, and residential uses.
- D) **Organic chemical contaminants**, including synthetic and volatile organic chemicals, which are by-products of industrial processes and petroleum production, and can also come from gas stations, urban stormwater runoff, and septic systems.
- E) **Radioactive contaminants**, which can be naturally occurring or result from oil and gas production and mining activities.

In order to ensure that tap water is safe to drink, the EPA prescribes regulations, which limit the amount of certain contaminants in water provided by public water systems. The Food and Drug Administration (FDA) regulations establish limits for contaminants in bottled water, which must provide the same protection for public health.

Drinking water, including bottled water, may reasonably be expected to contain at least small amounts of some contaminants. The presence of contaminants does not necessarily indicate that the water poses a health risk. More information about contaminants and potential health effects can be obtained by calling the Environmental Protection Agency's Safe Drinking Water Hotline at 1-800-426-4791.

**Terms and Abbreviations**

**Action Level (AL):** The concentration of a contaminant that, if exceeded, triggers treatment or other requirements that a water system must follow.

**Maximum Contaminant Level or MCL:** The highest level of a contaminant that is allowed in drinking water. MCLs are set as close to the MCLGs as feasible using the best available treatment technology.

**Maximum Contaminant Level Goal or MCLG:** The level of a contaminant in drinking water below which there is no known or expected risk to health. MCLGs allow for a margin of safety.

**Maximum residual disinfectant level or MRDL:** The highest level of a disinfectant allowed in drinking water. There is convincing evidence that addition of a disinfectant is necessary for control of microbial contaminants.

**Maximum residual disinfectant level goal or MRDLG:** The level of drinking water disinfectant below which there is no known or expected risk to health. MRDLGs do not reflect the benefits of the use of disinfectants to control microbial contaminants.

**NA:** Not applicable

**ND:** means not detected and indicates that the substance was not found by laboratory analysis.

**Parts per million (ppm) or Milligrams per liter (mg/L):** one part by weight of analyte to 1 million parts by weight of the water sample.

**Parts per billion (ppb) or Micrograms per liter (µg/L):** one part by weight of analyte to 1 billion parts by weight of the water sample.

**Picocurie per liter (pCi/L):** measure of the radioactivity in water.

## 2005 ANNUAL DRINKING WATER QUALITY TEST RESULTS

Aqua Utilities Florida routinely monitors for contaminants in your drinking water according to Federal and State laws, rules, and regulations. Except where indicated otherwise, this report is based on the results of our monitoring for the period of January 1 to December 31, 2005 for Venetian Village PWS ID# 3351426. The Environmental Protection Agency (EPA) requires monitoring of over 80 drinking water contaminants. Those contaminants listed in the table below are the only contaminants detected in your drinking water. The state allows us to monitor for some contaminants less than once per year because the concentrations of these contaminants do not change frequently. Some of our data, though representative, are more than one year old.

Microbiological Contaminants- Presence of coliform bacteria in > 1 sample collected during a month						
Contaminant and Unit of Measurement	Dates of Sampling (mo./yr.)	MCL Violation Y/N	Highest Monthly Number	MCLG	MCL	Likely Source of Contamination
Total Coliform Bacteria	10/05	N	1	0	>1	Naturally present in the environment

\* Except as noted, results in the Level Detected column are the highest average at any sampling point or the highest single detected level at a sampling point, depending on sampling frequency.

Contaminant and Unit of Measurement	Dates of Sampling (mo./yr.)	MCL Violation Y/N	Level Detected*	Range of Results	MCLG	MCL	Likely Source of Contamination
<b>Radiological Contaminants</b>							
Alpha emitters (pCi/l)	02/03	N	3.0	NA	0	15	Erosion of natural deposits
Radium 226 + 228 or combined radium (pCi/l)	02/03	N	2.0	NA	0	5	Erosion of natural deposits
<b>Inorganic Contaminants</b>							
Barium (ppm)	02/03	N	0.020	NA	2	2	Erosion of natural deposits
Fluoride (ppm)	02/03	N	0.13	NA	4	4	Erosion of natural deposits
Nitrate (as Nitrogen) (ppm)	02/05	N	0.0061	NA	10	10	Runoff from fertilizer use; leaching from septic tanks, sewage; erosion of natural deposits
Sodium (ppm)	02/03	N	12	NA	NA	160	Salt water intrusion, leaching from soil

**TTHMs and Stage I Disinfectant/ Disinfection Byproduct (D/DBP) Parameters** \*For Chlorine, Haloacetic Acids and TTHM the level detected is the highest annual average of the quarterly averages. Range of Results is the range of results (lowest to highest) at individual sampling sites.

Contaminant and Unit of Measurement	Dates of Sampling (mo./yr.)	MCL Violation Y/N	Level Detected*	Range of Results	MCLG/ MRDLG	MCL/ MRDL	Likely Source of Contamination
Chlorine (ppm)	2005	N	0.9	0.65- 1.15	MRDLG =4	MRDL =4	Water additive used to control microbes
Total Haloacetic Acids (ppb)	10/04	N	5.6	NA	NA	60	Byproduct of drinking water disinfection
TTHMs (Total Trihalo-methanes) (ppb)	10/04	N	19	NA	NA	80	Byproduct of drinking water disinfection

### Lead and Copper (Tap Water)


Contaminant and Unit of Measurement	Dates of Sampling (mo./yr.)	AL Violation Y/N	90 <sup>th</sup> Percentile Result	No. of sites exceeding the AL	MCLG	AL (Action Level)	Likely Source of Contamination
Copper (ppm)	2005	N	0.52	0	1.3	1.3	Corrosion of household plumbing
Lead (ppb)	2005	N	3.9	0	0	15	Corrosion of household plumbing

Some people may be more vulnerable to contaminants in drinking water than the general population. Immuno-compromised persons such as persons with cancer undergoing chemotherapy, persons who have undergone organ transplants, people with HIV/AIDS or other immune system disorders, some elderly, and infants can be particularly at risk from infections. These people should seek advice about drinking water from their health care providers. EPA/CDC guidelines on appropriate means to lessen the risk of infection by *Cryptosporidium* and other microbiological contaminants are available from the SAFE DRINKING WATER HOTLINE (1-800-426-4791).

MCLs are set at very stringent levels. To understand the possible health effects described for many regulated constituents, a person would have to drink 2 liters of water every day at the MCL level for 70 years to have a one-in-a-million chance of having the described health effect.

Our water systems are designed and operated to deliver water to our customers' plumbing systems that complies with state and federal drinking water standards. This water is disinfected using chlorine, but it is not necessarily sterile. Customers' plumbing, including treatment devices, might remove, introduce or increase contaminants in tap water. All customers, and in particular operators of facilities like hotels and institutions serving susceptible populations (like hospitals and nursing homes), should properly operate and maintain the plumbing systems in these facilities. You can obtain additional information from the EPA's Safe Drinking Water Hotline at (800) 426-4791.

Aqua Utilities Florida  
8374 Market St., #419  
Bradenton, FL 34202



### 2005 Annual Drinking Water Quality Report Village Water PWSID # 6532779

*Este informe contiene información importante sobre la calidad de su agua de beber. Hable con alguien que lo entienda o llame al 877.WTR.AQUA (877.987.2782).*

We're pleased to present to you this year's Annual Water Quality Report. This report is designed to inform you about the quality water and services we deliver to you every day. If you have any questions about this report or concerns about your water utility, please contact us at (800) 250-7532 or visit us at [www.aquautilitiesflorida.com](http://www.aquautilitiesflorida.com).

The Village Water system purchases its water from the City of Lakeland, which maintains 13 groundwater wells that draw from the Floridian Aquifer. The water is treated in a split-treatment lime softening plant. Approximately 30% of the raw stream is softened to 70 ppm total hardness and blended with the remaining 160 ppm total hardness prior to filtration. The operators' control of this blending process insures water near stability slightly on the scale forming side. Three dual media filters are used in the lime filtration, and chlorination for disinfection. Fluoride is also added to the water to promote strong teeth.

The Florida Department of Environmental Protection completed a Source Water Assessment for the City of Lakeland in 2004. These assessments identify and assess any potential sources of contamination in the vicinity of your water supply. The water source was determined to be of moderate to high susceptibility to contamination from petroleum storage tanks of low susceptibility to contamination from industrial wastewater. The susceptibility determination assumes that any contaminant released to the ground surface has the potential to enter a public water supply system. The report is available at the DEP Source Water Assessment and Protection web site: <http://www.dep.state.fl.us/swapp>.

The sources of drinking water (both tap water and bottled water) include rivers, lakes, streams, ponds, reservoirs, springs, and wells. As water travels over the surface of the land or through the ground, it dissolves naturally occurring minerals and, in some cases, radioactive material, and can pick up substances resulting from the presence of animals or from human activity.

Contaminants that may be present in source water include:

- A) **Microbial contaminants**, such as viruses and bacteria, which may come from sewage treatment plants, septic systems, agricultural livestock operations, and wildlife.
- B) **Inorganic contaminants**, such as salts and metals, which can be naturally-occurring or result from urban stormwater runoff, industrial or domestic wastewater discharges, oil and gas production, mining, or farming.
- C) **Pesticides and herbicides**, which may come from a variety of sources such as agriculture, urban stormwater runoff, and residential uses.
- D) **Organic chemical contaminants**, including synthetic and volatile organic chemicals, which are by-products of industrial processes and petroleum production, and can also, come from gas stations, urban stormwater runoff, and septic systems.
- E) **Radioactive contaminants**, which can be naturally occurring or result from oil and gas production and mining activities.

In order to ensure that tap water is safe to drink, the EPA prescribes regulations, which limit the amount of certain contaminants in water provided by public water systems. The Food and Drug Administration (FDA) regulations establish limits for contaminants in bottled water, which must provide the same protection for public health.

Drinking water, including bottled water, may reasonably be expected to contain at least small amounts of some contaminants. The presence of contaminants does not necessarily indicate that the water poses a health risk. More information about contaminants and potential health effects can be obtained by calling the Environmental Protection Agency's Safe Drinking Water Hotline at (800) 426-4791.

#### Terms and Abbreviations:

**Action Level (AL):** The concentration of a contaminant that, if exceeded, triggers treatment or other requirements that a water system must follow.

**Maximum Contaminant Level or MCL:** The highest level of a contaminant that is allowed in drinking water. MCLs are set as close to the MCLGs as feasible using the best available treatment technology.

**Maximum Contaminant Level Goal or MCLG:** The level of a contaminant in drinking water below which there is no known or expected risk to health. MCLGs allow for a margin of safety.

**Maximum residual disinfectant level or MRDL:** The highest level of a disinfectant allowed in drinking water. There is convincing evidence that addition of a disinfectant is necessary for control of microbial contaminants.

**Maximum residual disinfectant level goal or MRDLG:** The level of drinking water disinfectant below which there is no known or expected risk to health. MRDLGs do not reflect the benefits of the use of disinfectants to control microbial contaminants.

**N/A:** Not applicable

**ND:** means not detected and indicates that the substance was not found by laboratory analysis.

**Parts per million (ppm) or Milligrams per liter (mg/l):** one part by weight of analyte to 1 million parts by weight of the water sample.

**Parts per billion (ppb) or Micrograms per liter (µg/l):** one part by weight of analyte to 1 billion parts by weight of the water sample.

**Picocurie per liter (pCi/L):** measure of the radioactivity in water.



## 2005 ANNUAL DRINKING WATER QUALITY TEST RESULTS

Aqua Utilities Florida routinely monitors for contaminants in your drinking water according to Federal and State laws, rules, and regulations. Except where indicated otherwise, this report is based on the results of our monitoring for the period of January 1 to December 31, 2005 for Village Water - PWS ID # 6532779. The Environmental Protection Agency (EPA) requires monitoring of over 80 drinking water contaminants. Those contaminants listed in the table below are the only contaminants detected in your drinking water.

\*Except as noted, results in the Level Detected column are the highest average at any sampling point or the highest single detected level at a sampling point, depending on sampling frequency.

Contaminant and Unit of Measurement	Dates of Sampling (mo./yr.)	MCL Violation Y/N	Level Detected*	MCLG	MCL	Likely Source of Contamination
<b>Radiological Contaminants</b>						
Alpha emitters (pCi/l)	04/05	N	1.9	0	15	Erosion of natural deposits
Combined Radium (pCi/l)	10/03	N	1.0	0	5	Erosion of natural deposits
<b>Inorganic Contaminants</b>						
Fluoride (ppm)	04/05	N	0.69	4	4	Erosion of natural deposits
Sodium (ppm)	04/05	N	4.2	N/A	160	Salt water intrusion, leaching from soil

**TTHMs and Stage I Disinfectant/ Disinfection Byproduct (D/DBP) Parameters** \*For Chloramines, Haloacetic Acids and TTHM the level detected is the highest annual average of the quarterly averages. Range of Results is the range of results (lowest to highest) at individual sampling sites.

Contaminant and Unit of Measurement	Dates of Sampling (mo./yr.)	MCL Violation Y/N	Level Detected	Range of Results	MCLG or MRDLG	MCL or MRDL	Likely Source of Contamination
Chlorine (ppm)	2005	N	1.1	0.78 - 1.35	MRDLG= 4	MRDL= 4	Water additive used to control microbes
Haloacetic Acids (five) (HAA5) (ppb)	2005	N	10.94	5.09- 16.78	N/A	MCL= 60	Byproduct of drinking water disinfection
TTHM [Total Trihalomethanes] (ppb)	2005	N	48.6	47- 50.2	N/A	MCL= 80	Byproduct of drinking water disinfection

**Lead and Copper (Tap Water)**

Contaminant and Unit of Measurement	Dates of Sampling (mo./yr.)	AL Violation Y/N	90 <sup>th</sup> Percentile Result	No. of sites exceeding the AL	MCLG	AL (Action Level)	Likely Source of Contamination
Copper (ppm)	07/05	N	0.136	0	1.3	1.3	Corrosion of household plumbing
Lead (ppb)	07/05	N	4.35	0	0	15	Corrosion of household plumbing

Some people may be more vulnerable to contaminants in drinking water than the general population. Immuno-compromised persons such as persons with cancer undergoing chemotherapy, persons who have undergone organ transplants, people with HIV/AIDS or other immune system disorders, some elderly, and infants can be particularly at risk from infections. These people should seek advice about drinking water from their health care providers. EPA/CDC guidelines on appropriate means to lessen the risk of infection by Cryptosporidium and other microbiological contaminants are available from the SAFE DRINKING WATER HOTLINE (800) 426-4791.

MCLs are set at very stringent levels. To understand the possible health effects described for many regulated constituents, a person would have to drink 2 liters of water every day at the MCL level for 70 years to have a one-in-a-million chance of having the described health effect.

Our water systems are designed and operated to deliver water to our customers' plumbing systems that complies with state and federal drinking water standards. This water is disinfected using chlorine, but it is not necessarily sterile. Customers' plumbing, including treatment devices, might remove, introduce or increase contaminants in tap water. All customers, and in particular operators of facilities like hotels and institutions serving susceptible populations (like hospitals and nursing homes), should properly operate and maintain the plumbing systems in these facilities. You can obtain additional information from the EPA's Safe Drinking Water Hotline at (800) 426-4791.

Aqua Utilities Florida  
P.O. Box 490310  
Leesburg, FL 34749



### 2005 Annual Drinking Water Quality Report Welaka Mobile Park Home PWSID # 2541242

Este informe contiene información importante sobre la calidad de su agua de beber. Hable con alguien que lo entienda o llame al 877.WTR.AQUA (877.987.2782).

We're pleased to present to you this year's Annual Water Quality Report. This report is designed to inform you about the quality water and services we deliver to you every day. If you have any questions about this report or concerns about your water utility, please contact us at 1-800-250-7532 or visit us at [www.aquautilitiesflorida.com](http://www.aquautilitiesflorida.com).

Welaka Mobile Park Home obtains its water from groundwater sources, which come from the Floridan Aquifer. The water is chlorinated for disinfection purposes. The Florida Department of Environmental Protection (DEP) performed a Source Water Assessment on our system. Information provided by this assessment indicated no potential sources of contamination near our wells. The assessment results are available on the DEP Source Water Assessment and Protection Program website at [www.dep.state.fl.us/swapp](http://www.dep.state.fl.us/swapp).

The sources of drinking water (both tap water and bottled water) include rivers, lakes, streams, ponds, reservoirs, springs, and wells. As water travels over the surface of the land or through the ground, it dissolves naturally occurring minerals and, in some cases, radioactive material, and can pick up substances resulting from the presence of animals or from human activity.

Contaminants that may be present in source water include:

- A) **Microbial contaminants**, such as viruses and bacteria, which may come from sewage treatment plants, septic systems, agricultural livestock operations, and wildlife.
- B) **Inorganic contaminants**, such as salts and metals, which can be naturally-occurring or result from urban stormwater runoff, industrial or domestic wastewater discharges, oil and gas production, mining, or farming.
- C) **Pesticides and herbicides**, which may come from a variety of sources such as agriculture, urban stormwater runoff, and residential uses.
- D) **Organic chemical contaminants**, including synthetic and volatile organic chemicals, which are by-products of industrial processes and petroleum production, and can also come from gas stations, urban stormwater runoff, and septic systems.
- E) **Radioactive contaminants**, which can be naturally occurring or result from oil and gas production and mining activities.

In order to ensure that tap water is safe to drink, the EPA prescribes regulations, which limit the amount of certain contaminants in water provided by public water systems. The Food and Drug Administration (FDA) regulations establish limits for contaminants in bottled water, which must provide the same protection for public health.

Drinking water, including bottled water, may reasonably be expected to contain at least small amounts of some contaminants. The presence of contaminants does not necessarily indicate that the water poses a health risk. More information about contaminants and potential health effects can be obtained by calling the Environmental Protection Agency's Safe Drinking Water Hotline at 1-800-426-4791.

Some people may be more vulnerable to contaminants in drinking water than the general population. Immuno-compromised persons such as persons with cancer undergoing chemotherapy, persons who have undergone organ transplants, people with HIV/AIDS or other immune system disorders, some elderly, and infants can be particularly at risk from infections. These people should seek advice about drinking water from their health care providers. EPA/CDC guidelines on appropriate means to lessen the risk of infection by *Cryptosporidium* and other microbiological contaminants are available from the SAFE DRINKING WATER HOTLINE (1-800-426-4791).

#### Terms and Abbreviations

**Action Level (AL):** The concentration of a contaminant that, if exceeded, triggers treatment or other requirements that a water system must follow.

**Maximum Contaminant Level or MCL:** The highest level of a contaminant that is allowed in drinking water. MCLs are set as close to the MCLGs as feasible using the best available treatment technology.

**Maximum Contaminant Level Goal or MCLG:** The level of a contaminant in drinking water below which there is no known or expected risk to health. MCLGs allow for a margin of safety.

**Maximum residual disinfectant level or MRDL:** The highest level of a disinfectant allowed in drinking water. There is convincing evidence that addition of a disinfectant is necessary for control of microbial contaminants.

**Maximum residual disinfectant level goal or MRDLG:** The level of drinking water disinfectant below which there is no known or expected risk to health. MRDLGs do not reflect the benefits of the use of disinfectants to control microbial contaminants.

**N/A:** Not applicable

**ND:** means not detected and indicates that the substance was not found by laboratory analysis.

**Parts per million (ppm) or Milligrams per liter (mg/l):** one part by weight of analyte to 1 million parts by weight of the water sample.

**Parts per billion (ppb) or Micrograms per liter (µg/l):** one part by weight of analyte to 1 billion parts by weight of the water sample.

**Picocurie per liter (pCi/L):** measure of the radioactivity in water.

### 2005 ANNUAL DRINKING WATER QUALITY TEST RESULTS

Aqua Utilities Florida routinely monitors for contaminants in your drinking water according to Federal and State laws, rules, and regulations. Except where otherwise noted, this report is based on the results of our monitoring for the period of January 1 to December 31, 2005 for Welaka Mobile Park Home PWSID # 2541242. The Environmental Protection Agency (EPA) requires monitoring of over 80 drinking water contaminants. Those contaminants listed in the table below are the only ones detected in your drinking water. The state allows us to monitor for some contaminants less than once per year because concentrations do not change frequently. Some of our data, though representative, are more than one year old.

\* Except as noted, results in the Level Detected column are the highest average at any sampling point or the highest single detected level at a sampling point, depending on sampling frequency.

Contaminant and Unit of Measurement	Dates of Sampling (mo./yr.)	MCL Violation Y/N	Level Detected*	Range of Results	MCLG	MCL	Likely Source of Contamination
<b>Inorganic Contaminants</b>							
Barium (ppm)	02/03	N	0.0024	NA	2	2	Erosion of natural deposits
Fluoride (ppm)	02/03	N	0.14	NA	4	4	Erosion of natural deposits
Lead (ppb)	02/03	N	2.7	NA	N/A	15	Erosion of natural deposits; corrosion of plumbing
Nitrate (as Nitrogen) (ppm)	05/05	N	0.0039	NA	10	10	Runoff from fertilizer use; leaching from septic tanks, sewage; erosion of natural deposits
Nitrite (ppm)	5/05	N	0.0022	NA	1	1	
Sodium (ppm)	02/03	N	5.7	NA	NA	160	Salt water intrusion, leaching from soil
<b>Synthetic Organic Contaminants</b>							
Di(2-ethylhexyl)-phthalate (ppb)	02, 04/03	N	3.2	ND-3.2	0	6	Discharge from rubber and chemical factories
<b>Volatile Organic Contaminants</b>							
Trichloroethylene (ppb)	02, 04/03	N	0.42	ND-0.42	0	3	Discharge from metal degreasing sites and other factories

**TTHMs and Stage I Disinfectant/ Disinfection Byproduct (D/DBP) Parameters** \*For Chlorine, Haloacetic Acids and TTHMs the level detected is the highest annual average of the quarterly averages. Range of Results is the range of results (lowest to highest) at individual sampling sites.

Contaminant and Unit of Measurement	Dates of Sampling (mo./yr.)	MCL Violation Y/N	Level Detected*	Range of Results	MRDLG	MRDL	Likely Source of Contamination
Chlorine (ppm)	2005	N	1.23	0.55-1.55	MRDLG =4	MRDL =4	Water additive used to control microbes
Haloacetic Acids (ppb)	10/04	N	2.1	NA	NA	60	Byproduct of drinking water disinfection
TTHMs [Total Trihalo-methanes] (ppb)	10/04	N	7.7	NA	NA	80	Byproduct of drinking water disinfection

**Lead and Copper (Tap Water)**

Contaminant and Unit of Measurement	Dates of Sampling (mo./yr.)	AL Violation Y/N	90 <sup>th</sup> Percentile Result	No. of sites exceeding the AL	MCLG	AL (Action Level)	Likely Source of Contamination
Copper (ppm)	08/05	N	0.012	0	1.3	1.3	Corrosion of household plumbing
Lead (ppb)	08/05	N	2.2	0	0	15	Corrosion of household plumbing

MCLs are set at very stringent levels. To understand the possible health effects described for many regulated constituents, a person would have to drink 2 liters of water every day at the MCL level for 70 years to have a one-in-a-million chance of having the described health effect.

Our water systems are designed and operated to deliver water to our customers' plumbing systems that complies with state and federal drinking water standards. This water is disinfected using chlorine, but it is not necessarily sterile. Customers' plumbing, including treatment devices, might remove, introduce or increase contaminants in tap water. All customers, and in particular operators of facilities like hotels and institutions serving susceptible populations (like hospitals and nursing homes), should properly operate and maintain the plumbing systems in these facilities. You can obtain additional information from the EPA's Safe Drinking Water Hotline at (800) 426-4791.

Aqua Utilities Florida  
P.O. Box 490310  
Leesburg, FL 34749



### 2005 Annual Drinking Water Quality Report Saratoga Harbour PWS ID# 2541008

Este informe contiene información importante sobre la calidad de su agua de beber. Hable con alguien que lo entienda o llame al 877.WTR.AQUA (877.987.2782).

We're pleased to present to you this year's Annual Water Quality Report. This report is designed to inform you about the quality water and services we deliver to you every day. If you have any questions about this report or concerns about your water utility, please contact us at 1-800-250-7532 or visit us at [www.aquautilitiesflorida.com](http://www.aquautilitiesflorida.com).

Saratoga Harbour obtains its water from a groundwater source, which comes from the Floridan Aquifer. The water is aerated and chlorinated for disinfection purposes. The Florida Department of Environmental Protection (DEP) performed a Source Water Assessment on our system. Information provided by this assessment indicated no potential sources of contamination near our wells. The assessment results are available on the DEP Source Water Assessment and Protection Program website at [www.dep.state.fl.us/swapp](http://www.dep.state.fl.us/swapp).

The sources of drinking water (both tap water and bottled water) include rivers, lakes, streams, ponds, reservoirs, springs, and wells. As water travels over the surface of the land or through the ground, it dissolves naturally occurring minerals and, in some cases, radioactive material, and can pick up substances resulting from the presence of animals or from human activity.

Contaminants that may be present in source water include:

- A) **Microbial contaminants**, such as viruses and bacteria, which may come from sewage treatment plants, septic systems, agricultural livestock operations, and wildlife.
- B) **Inorganic contaminants**, such as salts and metals, which can be naturally-occurring or result from urban stormwater runoff, industrial or domestic wastewater discharges, oil and gas production, mining, or farming.
- C) **Pesticides and herbicides**, which may come from a variety of sources such as agriculture, urban stormwater runoff, and residential uses.
- D) **Organic chemical contaminants**, including synthetic and volatile organic chemicals, which are by-products of industrial processes and petroleum production, and can also come from gas stations, urban stormwater runoff, and septic systems.
- E) **Radioactive contaminants**, which can be naturally occurring or result from oil and gas production and mining activities.

In order to ensure that tap water is safe to drink, the EPA prescribes regulations, which limit the amount of certain contaminants in water provided by public water systems. The Food and Drug Administration (FDA) regulations establish limits for contaminants in bottled water, which must provide the same protection for public health.

Drinking water, including bottled water, may reasonably be expected to contain at least small amounts of some contaminants. The presence of contaminants does not necessarily indicate that the water poses a health risk. More information about contaminants and potential health effects can be obtained by calling the Environmental Protection Agency's Safe Drinking Water Hotline at 1-800-426-4791.

#### Terms and Abbreviations

**Action Level (AL):** The concentration of a contaminant that, if exceeded, triggers treatment or other requirements that a water system must follow.

**Maximum Contaminant Level or MCL:** The highest level of a contaminant that is allowed in drinking water. MCLs are set as close to the MCLGs as feasible using the best available treatment technology.

**Maximum Contaminant Level Goal or MCLG:** The level of a contaminant in drinking water below which there is no known or expected risk to health. MCLGs allow for a margin of safety.

**Maximum residual disinfectant level or MRDL:** The highest level of a disinfectant allowed in drinking water. There is convincing evidence that addition of a disinfectant is necessary for control of microbial contaminants.

**Maximum residual disinfectant level goal or MRDLG:** The level of drinking water disinfectant below which there is no known or expected risk to health. MRDLGs do not reflect the benefits of the use of disinfectants to control microbial contaminants.

**N/A:** Not applicable

**ND:** means not detected and indicates that the substance was not found by laboratory analysis.

**Parts per million (ppm) or Milligrams per liter (mg/l):** one part by weight of analyte to 1 million parts by weight of the water sample.

**Parts per billion (ppb) or Micrograms per liter (µg/l):** one part by weight of analyte to 1 billion parts by weight of the water sample.

**Picocurie per liter (pCi/L):** measure of the radioactivity in water.

## 2005 ANNUAL DRINKING WATER QUALITY TEST RESULTS

Aqua Utilities Florida routinely monitors for contaminants in your drinking water according to Federal and State laws, rules, and regulations. Except where indicated otherwise, this report is based on the results of our monitoring for the period of January 1 to December 31, 2005 for Saratoga Harbour PWS ID# 2541008. The Environmental Protection Agency (EPA) requires monitoring of over 80 drinking water contaminants. Those contaminants listed in the table below are the only ones detected in your drinking water. The state allows us to monitor for some contaminants less than once per year because concentrations do not change frequently. Some of our data, though representative, are more than one year old.

Microbiological Contaminants- Presence of coliform bacteria in > 1 sample collected during a month						
Contaminant and Unit of Measurement	Dates of Sampling (mo./yr.)	MCL Violation Y/N	Highest Monthly Number	MCLG	MCL	Likely Source of Contamination
Total Coliform Bacteria	9/05	N	1	0	>1	Naturally present in the environment

\* Except as noted, results in the Level Detected column are the highest average at any sampling point or the highest single detected level at a sampling point, depending on sampling frequency.

Contaminant and Unit of Measurement	Dates of Sampling (mo./yr.)	MCL Violation Y/N	Level Detected*	Range of Results	MCLG	MCL	Likely Source of Contamination
<b>Inorganic Contaminants</b>							
Barium (ppm)	03/03	N	0.0038	NA	2	2	Erosion of natural deposits
Fluoride (ppm)	03/03	N	0.43	NA	4	4	Erosion of natural deposits
Nitrate (as Nitrogen) (ppm)	05/05	N	0.075	NA	10	10	Runoff from fertilizer use; leaching from septic tanks, sewage, erosion of natural deposits
Sodium (ppm)	03/03	N	57	NA	NA	160	Salt water intrusion, leaching from soil

**THMs and Stage I Disinfectant/ Disinfection Byproduct (D/DBP) Parameters** \*For Chlorine, Haloacetic Acids and THM the level detected is the highest annual average of the quarterly averages. Range of Results is the range of results (lowest to highest) at individual sampling sites.

Chlorine (ppm)	2005	N	1.4	0.7-1.95	MRDLG =4	MRDL =4	Water additive used to control microbes
Haloacetic Acids (ppb)	2005	N	13.93	4.4- 16.0	NA	60	Byproduct of drinking water disinfection
Total Trihalomethanes (ppb)	2005	N	74.66	53.83- 86.1	NA	80	Byproduct of drinking water disinfection

### Lead and Copper (Tap Water)

Contaminant and Unit of Measurement	Dates of Sampling (mo./yr.)	AL Violation Y/N	90 <sup>th</sup> Percentile Result	No. of sites exceeding the AL	MCLG	AL (Action Level)	Likely Source of Contamination
Copper (ppm)	10/04	N	0.19	0	1.3	1.3	Corrosion of household plumbing
Lead (ppb)	10/04	N	3.2	0	0	15	Corrosion of household plumbing

MCLs are set at very stringent levels. To understand the possible health effects described for many regulated constituents, a person would have to drink 2 liters of water every day at the MCL level for 70 years to have a one-in-a-million chance of having the described health effect.

Some people may be more vulnerable to contaminants in drinking water than the general population. Immuno-compromised persons such as persons with cancer undergoing chemotherapy, persons who have undergone organ transplants, people with HIV/AIDS or other immune system disorders, some elderly, and infants can be particularly at risk from infections. These people should seek advice about drinking water from their health care providers. EPA/CDC guidelines on appropriate means to lessen the risk of infection by *Cryptosporidium* and other microbiological contaminants are available from the SAFE DRINKING WATER HOTLINE (1-800-426-4791).

Our water systems are designed and operated to deliver water to our customers' plumbing systems that complies with state and federal drinking water standards. This water is disinfected using chlorine, but it is not necessarily sterile. Customers' plumbing, including treatment devices, might remove, introduce or increase contaminants in tap water. All customers, and in particular operators of facilities like hotels and institutions serving susceptible populations (like hospitals and nursing homes), should properly operate and maintain the plumbing systems in these facilities. You can obtain additional information from the EPA's Safe Drinking Water Hotline at (800) 426-4791.

Aqua Utilities Florida  
P.O. Box 490310  
Leesburg, FL 34749



**2005 Annual Drinking Water Quality Report  
The Woods, PWSID # 6600347**

*Este informe contiene información importante sobre la calidad de su agua de beber. Hable con alguien que lo entienda o llame al 877.WTR.AQUA (877.987.2782).*

We're pleased to present to you this year's Annual Water Quality Report. This report is designed to inform you about the quality water and services we deliver to you every day. If you have any questions about this report or concerns about your water utility, please contact us at (800) 250-7532 or visit us at [www.aquautilitiesflorida.com](http://www.aquautilitiesflorida.com).

The Woods obtains its water from a groundwater source, which comes from the Floridian Aquifer. The water is aerated to reduce iron and hydrogen sulfide, and then chlorinated for disinfection purposes. Potassium permanganate is also used to further reduce iron. The Florida Department of Environmental Protection (DEP) performed a Source Water Assessment on our system. Information provided by this assessment indicated no potential sources of contamination near our wells. The assessment results are available on the DEP Source Water Assessment and Protection Program website at [www.dep.state.fl.us/swapp](http://www.dep.state.fl.us/swapp).

The sources of drinking water (both tap water and bottled water) include rivers, lakes, streams, ponds, reservoirs, springs, and wells. As water travels over the surface of the land or through the ground, it dissolves naturally occurring minerals and, in some cases, radioactive material, and can pick up substances resulting from the presence of animals or from human activity.

Contaminants that may be present in source water include:

- A) **Microbial contaminants**, such as viruses and bacteria, which may come from sewage treatment plants, septic systems, agricultural livestock operations, and wildlife.
- B) **Inorganic contaminants**, such as salts and metals, which can be naturally-occurring or result from urban stormwater runoff, industrial or domestic wastewater discharges, oil and gas production, mining, or farming.
- C) **Pesticides and herbicides**, which may come from a variety of sources such as agriculture, urban stormwater runoff, and residential uses.
- D) **Organic chemical contaminants**, including synthetic and volatile organic chemicals, which are by-products of industrial processes and petroleum production, and can also, come from gas stations, urban stormwater runoff, and septic systems.
- E) **Radioactive contaminants**, which can be naturally occurring or result from oil and gas production and mining activities.

In order to ensure that tap water is safe to drink, the EPA prescribes regulations, which limit the amount of certain contaminants in water provided by public water systems. The Food and Drug Administration (FDA) regulations establish limits for contaminants in bottled water, which must provide the same protection for public health.

Drinking water, including bottled water, may reasonably be expected to contain at least small amounts of some contaminants. The presence of contaminants does not necessarily indicate that the water poses a health risk. More information about contaminants and potential health effects can be obtained by calling the Environmental Protection Agency's Safe Drinking Water Hotline at (800) 426-4791.

**Terms and Abbreviations**

**Action Level (AL):** The concentration of a contaminant that, if exceeded, triggers treatment or other requirements that a water system must follow.

**Maximum Contaminant Level or MCL:** The highest level of a contaminant that is allowed in drinking water. MCLs are set as close to the MCLGs as feasible using the best available treatment technology.

**Maximum Contaminant Level Goal or MCLG:** The level of a contaminant in drinking water below which there is no known or expected risk to health. MCLGs allow for a margin of safety.

**Maximum residual disinfectant level or MRDL:** The highest level of a disinfectant allowed in drinking water. There is convincing evidence that addition of a disinfectant is necessary for control of microbial contaminants.

**Maximum residual disinfectant level goal or MRDLG:** The level of drinking water disinfectant below which there is no known or expected risk to health. MRDLGs do not reflect the benefits of the use of disinfectants to control microbial contaminants.

**N/A:** Not applicable.

**ND:** means not detected and indicates that the substance was not found by laboratory analysis.

**Parts per million (ppm) or Milligrams per liter (mg/l):** one part by weight of analyte to 1 million parts by weight of the water sample.

**Parts per billion (ppb) or Micrograms per liter (µg/l):** one part by weight of analyte to 1 billion parts by weight of the water sample.

**Picocurie per liter (pCi/L):** measure of the radioactivity in water.

## 2005 ANNUAL DRINKING WATER QUALITY TEST RESULTS

Aqua Utilities Florida routinely monitors for contaminants in your drinking water according to Federal and State laws, rules, and regulations. Except where indicated otherwise, this report is based on the results of our monitoring for the period of January 1 to December 31, 2005 for The Woods - PWS ID # 6600347. The Environmental Protection Agency (EPA) requires monitoring of over 80 drinking water contaminants. Those contaminants listed in the table below are the only contaminants detected in your drinking water. The state allows us to monitor for some contaminants less than once per year because the concentrations of these contaminants do not change frequently. Some of our data, though representative, are more than one year old.

\* Except as noted, results in the Level Detected column are the highest average at any sampling point or the highest single detected level at a sampling point, depending on sampling frequency.

Contaminant and Unit of Measurement	Dates of Sampling (mo./yr.)	MCL Violation Y/N	Level Detected*	Range of Results	MCLG	MCL	Likely Source of Contamination
<b>Radiological Contaminants</b> - Results in pCi/L. The MCL for Uranium is 30 ug/L, which is equivalent to about 20.1 pCi/L.							
Radium 226 and 228 or combined radium	09/03	N	0.4	N/A	0	5	Erosion of natural deposits
Uranium	10/03	N	0.8	N/A	0	30 ug/L	Erosion of natural deposits

**Inorganic Contaminants**

Arsenic (ppb)	09/03	N	3.4	N/A	50	50	Erosion of natural deposits
Barium (ppm)	09/03	N	0.0063	N/A	2	2	Erosion of natural deposits
Fluoride (ppm)	09/03	N	0.085	N/A	4	4	Erosion of natural deposits
Nitrate (as Nitrogen) (ppm)	03/05	N	0.026	N/A	10	10	Runoff from fertilizer use; leaching from septic tanks, sewage; erosion of natural deposits
Sodium (ppm)	09/03	N	10	N/A	N/A	160	Salt water intrusion, leaching from soil

**TTHMs and Stage I Disinfectant/ Disinfection By-Product (D/DBP) Parameters** - \*For Chlorine, Haloacetic Acids and TTHM the level detected is the highest annual average of the quarterly averages. Range of Results is the range of results (lowest to highest) at individual sampling sites.

Contaminant and Unit of Measurement	Dates of Sampling (mo./yr.)	MCL Violation Y/N	Level Detected*	Range of Results	MCLG	MCL	Likely Source of Contamination
Chlorine (ppm)	2005	N	1.3	0.95-1.65	MRDLG =4	MRDL =4	Water additive used to control microbes
Total Haloacetic Acids (ppb)	08/05, 11/05	N	39.86	29.72-50	N/A	60	Byproduct of drinking water disinfection
TTHMs [Total Trihalomethanes] (ppb)	08/05, 11/05	N (a)	82.7	72.4-93	N/A	80	Byproduct of drinking water disinfection

(a) Results of samples collected in 2005 triggered quarterly monitoring for TTHMs. Compliance with the MCL for these disinfection byproducts is based on an annual average of quarterly sample results over a 12 month period. Quarterly sampling is currently underway for this system. Customers will be notified if the Running Annual Average result exceeds the MCL.

**Lead and Copper (Tap Water)**

Contaminant and Unit of Measurement	Dates of Sampling (mo./yr.)	AL Violation Y/N	90 <sup>th</sup> Percentile Result	# of sites exceeding the AL	MCLG	AL (Action Level)	Likely Source of Contamination
Copper (ppm)	09/03	N	0.25	0	1.3	1.3	Corrosion of household plumbing
Lead (ppb)	09/03	N	1.2	0	0	15	Corrosion of household plumbing

Some people may be more vulnerable to contaminants in drinking water than the general population. Immuno-compromised persons such as persons with cancer undergoing chemotherapy, persons who have undergone organ transplants, people with HIV/AIDS or other immune system disorders, some elderly, and infants can be particularly at risk from infections. These people should seek advice about drinking water from their health care providers. EPA/CDC guidelines on appropriate means to lessen the risk of infection by Cryptosporidium and other microbiological contaminants are available from the SAFE DRINKING WATER HOTLINE (800) 426-4791.

MCLs are set at very stringent levels. To understand the possible health effects described for many regulated constituents, a person would have to drink 2 liters of water every day at the MCL level for 70 years to have a one-in-a-million chance of having the described health effect.

Our water systems are designed and operated to deliver water to our customers' plumbing systems that complies with state and federal drinking water standards. This water is disinfected using chlorine, but it is not necessarily sterile. Customers' plumbing, including treatment devices, might remove, introduce or increase contaminants in tap water. All customers, and in particular operators of facilities like hotels and institutions serving susceptible populations (like hospitals and nursing homes), should properly operate and maintain the plumbing systems in these facilities. You can obtain additional information from the EPA's Safe Drinking Water Hotline at (800) 426-4791.

Aqua Utilities Florida  
P.O. Box 490310  
Leesburg, FL 34749



**2005 Annual Drinking Water Quality Report  
Wooten's MHP PWSID # 2541280**

Este informe contiene información importante sobre la calidad de su agua de beber. Hable con alguien que lo entienda o llame al 877.WTR.AQUA (877.987.2782).

We're pleased to present to you this year's Annual Water Quality Report. This report is designed to inform you about the quality water and services we deliver to you every day.

Wooten's MHP obtains its water from groundwater sources, which come from the Floridan Aquifer. The water is aerated and chlorinated for disinfection purposes. The Florida Department of Environmental Protection (DEP) performed a Source Water Assessment on our system. Information provided by this assessment indicated no potential sources of contamination near our wells. The assessment results are available on the DEP Source Water Assessment and Protection Program website at [www.dep.state.fl.us/swapp](http://www.dep.state.fl.us/swapp).

If you have any questions about this report or concerns about your water utility, please contact us at 1-800-250-7532 or visit us at [www.aquautilitiesflorida.com](http://www.aquautilitiesflorida.com).

The sources of drinking water (both tap water and bottled water) include rivers, lakes, streams, ponds, reservoirs, springs, and wells. As water travels over the surface of the land or through the ground, it dissolves naturally occurring minerals and, in some cases, radioactive material, and can pick up substances resulting from the presence of animals or from human activity.

Contaminants that may be present in source water include:

- A) **Microbial contaminants**, such as viruses and bacteria, which may come from sewage treatment plants, septic systems, agricultural livestock operations, and wildlife.
- B) **Inorganic contaminants**, such as salts and metals, which can be naturally-occurring or result from urban stormwater runoff, industrial or domestic wastewater discharges, oil and gas production, mining, or farming.
- C) **Pesticides and herbicides**, which may come from a variety of sources such as agriculture, urban stormwater runoff, and residential uses.
- D) **Organic chemical contaminants**, including synthetic and volatile organic chemicals, which are by-products of industrial processes and petroleum production, and can also come from gas stations, urban stormwater runoff, and septic systems.
- E) **Radioactive contaminants**, which can be naturally occurring or result from oil and gas production and mining activities.

In order to ensure that tap water is safe to drink, the EPA prescribes regulations, which limit the amount of certain contaminants in water provided by public water systems. The Food and Drug Administration (FDA) regulations establish limits for contaminants in bottled water, which must provide the same protection for public health.

Drinking water, including bottled water, may reasonably be expected to contain at least small amounts of some contaminants. The presence of contaminants does not necessarily indicate that the water poses a health risk. More information about contaminants and potential health effects can be obtained by calling the Environmental Protection Agency's Safe Drinking Water Hotline at 1-800-426-4791.

**Terms and Abbreviations**

**Action Level (AL):** The concentration of a contaminant that, if exceeded, triggers treatment or other requirements that a water system must follow.

**Maximum Contaminant Level or MCL:** The highest level of a contaminant that is allowed in drinking water. MCLs are set as close to the MCLGs as feasible using the best available treatment technology.

**Maximum Contaminant Level Goal or MCLG:** The level of a contaminant in drinking water below which there is no known or expected risk to health. MCLGs allow for a margin of safety.

**Maximum residual disinfectant level or MRDL:** The highest level of a disinfectant allowed in drinking water. There is convincing evidence that addition of a disinfectant is necessary for control of microbial contaminants.

**Maximum residual disinfectant level goal or MRDLG:** The level of drinking water disinfectant below which there is no known or expected risk to health. MRDLGs do not reflect the benefits of the use of disinfectants to control microbial contaminants.

**N/A:** Not applicable.

**ND:** means not detected and indicates that the substance was not found by laboratory analysis.

**Parts per million (ppm) or Milligrams per liter (mg/l):** one part by weight of analyte to 1 million parts by weight of the water sample.

**Parts per billion (ppb) or Micrograms per liter (µg/l):** one part by weight of analyte to 1 billion parts by weight of the water sample.

**Picocurie per liter (pCi/L):** measure of the radioactivity in water.



## 2005 ANNUAL DRINKING WATER QUALITY TEST RESULTS

Aqua Utilities Florida routinely monitors for contaminants in your drinking water according to Federal and State laws, rules, and regulations. Except where indicated otherwise, this report is based on the results of our monitoring for the period of January 1 to December 31, 2005 for Wooten's MHP PWSID # 2541280. The Environmental Protection Agency (EPA) requires monitoring of over 80 drinking water contaminants. Those contaminants listed in the table below are the only ones detected in your drinking water. The state allows us to monitor for some contaminants less than once per year because concentrations do not change frequently. Some of our data, though representative, are more than one year old.

\* Except as noted, results in the Level Detected column are the highest average at any sampling point or the highest single detected level at a sampling point, depending on sampling frequency.

Contaminant and Unit of Measurement	Dates of Sampling (mo./yr.)	MCL Violation Y/N	Level Detected*	Range of Results	MCLG	MCL	Likely Source of Contamination
<b>Radiological Contaminants</b>							
Radium 226 + 228 or combined radium (pCi/l)	02/03	N	0.4	NA	0	5	Erosion of natural deposits
<b>Inorganic Contaminants</b>							
Barium (ppm)	02/03	N	0.011	NA	2	2	Erosion of natural deposits
Beryllium (ppb)	02/03	N	0.16	NA	4	4	Metal refineries; erosion of natural deposits
Fluoride (ppm)	02/03	N	0.24	NA	4	4	Erosion of natural deposits
Nitrate (as Nitrogen) (ppm)	05/05	N	0.063	NA	10	10	Runoff from fertilizer use; leaching from septic tanks, sewage; erosion of natural deposits
Sodium (ppm)	04/00	N	82	NA	NA	160	Salt water intrusion, leaching from soil

**TTHMs and Stage I Disinfectant/ Disinfection Byproduct (D/DBP) Parameters** \*For Chlorine, Haloacetic Acids and TTHM the level detected is the highest annual average of the quarterly averages. Range of Results is the range of results (lowest to highest) at individual sampling sites.

Contaminant and Unit of Measurement	Dates of Sampling (mo./yr.)	MCL Violation Y/N	Level Detected*	Range of Results	MRDLG	MRDL	Likely Source of Contamination
Chlorine (ppm)	2005	N	1.0	0.5-1.5	MRDLG =4	MRDL =4	Water additive used to control microbes
Total Haloacetic Acids (ppb)	02/05, 07/05, 08/05	N	27.7	17- 35	NA	60	Byproduct of drinking water disinfection
Total Trihalo-methanes (ppb)	02/05, 07/05, 08/05, 11/05	Y	244.2 (a)	189- 382	NA	80	Byproduct of drinking water disinfection

(a) As shown in the table, we exceeded the MCL for Total Trihalomethanes. Some people who drink water containing trihalomethanes in excess of the MCL over many years may experience problems with their liver, kidneys, or central nervous system, and may have an increased risk of getting cancer. We are currently working with the Florida Department of Health and technical advisors for the Florida Rural Water Association to determine the best way to reduce the TTHM concentration in our drinking water.

**Lead and Copper (Tap Water)**

Contaminant and Unit of Measurement	Dates of Sampling (mo./yr.)	AL Violation Y/N	90 <sup>th</sup> Percentile Result	No. of sites exceeding the AL	MCLG	AL (Action Level)	Likely Source of Contamination
Copper (ppm)	10/04	N	0.66	0	1.3	1.3	Corrosion of household plumbing
Lead (ppb)	10/04	N	1.2	0	0	15	Corrosion of household plumbing

**Inorganic Contaminants**

Contaminant and Unit of Measurement	Dates of Sampling (mo./yr.)	MCL Violation Y/N	Level Detected	Range of Results	MCLG	MCL	Likely Source of Contamination
Odor (threshold odor number)	04/03	Y	4	1- 4	NA	3	Naturally occurring organics
Total Dissolved Solids (ppm)	02/03	Y	520	510- 520	NA	500	Natural occurrence from soil leaching

MCLs are set at very stringent levels. To understand the possible health effects described for many regulated constituents, a person would have to drink 2 liters of water every day at the MCL level for 70 years to have a one-in-a-million chance of having the described health effect.

Some people may be more vulnerable to contaminants in drinking water than the general population. Immuno-compromised persons such as persons with cancer undergoing chemotherapy, persons who have undergone organ transplants, people with HIV/AIDS or other immune system disorders, some elderly, and infants can be particularly at risk from infections. These people should seek advice about drinking water from their health care providers. EPA/CDC guidelines on appropriate means to lessen the risk of infection by Cryptosporidium and other microbiological contaminants are available from the SAFE DRINKING WATER HOTLINE (1-800-426-4791).

Our water systems are designed and operated to deliver water to our customers' plumbing systems that complies with state and federal drinking water standards. This water is disinfected using chlorine, but it is not necessarily sterile. Customers' plumbing, including treatment devices, might remove, introduce or increase contaminants in tap water. All customers, and in particular operators of facilities like hotels and institutions serving susceptible populations (like hospitals and nursing homes), should properly operate and maintain the plumbing systems in these facilities. You can obtain additional information from the EPA's Safe Drinking Water Hotline at (800) 426-4791.

Aqua Utilities Florida  
8374 Market St., #419  
Bradenton, FL 34202



**2005 Annual Drinking Water Quality Report  
American Condominiums PWSID # 6515213, Zephyr Shores PWSID # 6512018**

*Este informe contiene información importante sobre la calidad de su agua de beber. Hable con alguien que lo entienda o llame al 877.WTR.AQUA (877.987.2782).*

We're pleased to present to you this year's Annual Water Quality Report. This report is designed to inform you about the quality water and services we deliver to you every day. If you have any questions about this report or concerns about your water utility, please contact us at 1-800-250-7532 or visit us at [www.aquautilitiesflorida.com](http://www.aquautilitiesflorida.com).

American Condos is interconnected with our Zephyr Shores water system, and obtains its water from groundwater sources, which come from the Floridian Aquifer. The water is chlorinated for disinfection purposes. The Florida Department of Environmental Protection (DEP) performed a Source Water Assessment on our system. Information provided by this assessment indicated no potential sources of contamination near our wells. The assessment results are available on the DEP Source Water Assessment and Protection Program website at [ww.dep.state.fl.us/swapp](http://ww.dep.state.fl.us/swapp).

American Condos and Zephyr Shores also purchase water from Pasco County Southeast #1 System, which comes from the Floridian Aquifer as well. This water supply is disinfected with chlorine and caustic soda is added for corrosion control.

The sources of drinking water (both tap water and bottled water) include rivers, lakes, streams, ponds, reservoirs, springs, and wells. As water travels over the surface of the land or through the ground, it dissolves naturally occurring minerals and, in some cases, radioactive material, and can pick up substances resulting from the presence of animals or from human activity.

Contaminants that may be present in source water include:

- A) **Microbial contaminants**, such as viruses and bacteria, which may come from sewage treatment plants, septic systems, agricultural livestock operations, and wildlife.
- B) **Inorganic contaminants**, such as salts and metals, which can be naturally-occurring or result from urban storm water runoff, industrial or domestic wastewater discharges, oil and gas production, mining, or farming.
- C) **Pesticides and herbicides**, which may come from a variety of sources such as agriculture, urban storm water runoff, and residential uses.
- D) **Organic chemical contaminants**, including synthetic and volatile organic chemicals, which are by-products of industrial processes and petroleum production, and can also come from gas stations, urban storm water runoff, and septic systems.
- E) **Radioactive contaminants**, which can be naturally occurring or result from oil and gas production and mining activities.

In order to ensure that tap water is safe to drink, the EPA prescribes regulations, which limit the amount of certain contaminants in water provided by public water systems. The Food and Drug Administration (FDA) regulations establish limits for contaminants in bottled water, which must provide the same protection for public health.

Drinking water, including bottled water, may reasonably be expected to contain at least small amounts of some contaminants. The presence of contaminants does not necessarily indicate that the water poses a health risk. More information about contaminants and potential health effects can be obtained by calling the Environmental Protection Agency's Safe Drinking Water Hotline at 1-800-426-4791.

Some people may be more vulnerable to contaminants in drinking water than the general population. Immuno-compromised persons such as persons with cancer undergoing chemotherapy, persons who have undergone organ transplants, people with HIV/AIDS or other immune system disorders, some elderly, and infants can be particularly at risk from infections. These people should seek advice about drinking water from their health care providers. EPA/CDC guidelines on appropriate means to lessen the risk of infection by *Cryptosporidium* and other microbiological contaminants are available from the SAFE DRINKING WATER HOTLINE (1-800-426-4791).

**Terms and Abbreviations**

**Action Level (AL):** The concentration of a contaminant that, if exceeded, triggers treatment or other requirements.

**Maximum Contaminant Level or MCL:** The highest level of a contaminant that is allowed in drinking water. MCLs are set as close to the MCLGs as feasible using the best available treatment technology. MCLs are set at very stringent levels. To understand the possible health effects described for many regulated constituents, a person would have to drink 2 liters of water every day at the MCL level for 70 years to have a one-in-a-million chance of having the described health effect.

**Maximum Contaminant Level Goal or MCLG:** The level of a contaminant in drinking water below which there is no known or expected risk to health. MCLGs allow for a margin of safety.

**Maximum residual disinfectant level or MRDL:** The highest level of a disinfectant allowed in drinking water. There is convincing evidence that addition of a disinfectant is necessary for control of microbial contaminants.

**Maximum residual disinfectant level goal or MRDLG:** The level of drinking water disinfectant below which there is no known or expected risk to health. MRDLGs do not reflect the benefits of the use of disinfectants to control microbial contaminants.

**N/A:** Not applicable

**ND:** means not detected and indicates that the substance was not found by laboratory analysis.

**Parts per million (ppm) or Milligrams per liter (mg/l):** one part by weight of analyte to 1 million parts by weight of the water sample.

**Parts per billion (ppb) or Micrograms per liter (µg/l):** one part by weight of analyte to 1 billion parts by weight of the water sample.

**Picocurie per liter (pCi/L):** measure of the radioactivity in water.

**2005 ANNUAL DRINKING WATER QUALITY TEST RESULTS**

Aqua Utilities Florida routinely monitors for contaminants in your drinking water according to Federal and State laws, rules, and regulations. Except where indicated otherwise, this report is based on the results of our monitoring for the period of January 1 to December 31, 2005 for American Condos PWSID # 6515213 and Zephyr Shores PWSID #6512018. The Environmental Protection Agency (EPA) requires monitoring of over 80 drinking water contaminants. Those contaminants listed in the table below are the only contaminants detected in your drinking water.

Microbiological Contaminants- Zephyr Shores						
Contaminant and Unit of Measurement	Dates of Sampling (mo./yr.)	MCL Violation Y/N	Highest Monthly Number	MCLG	MCL	Likely Source of Contamination
Total Coliform Bacteria	09/05	N	1	0	1	Naturally present in the environment

\* Except as noted, results in the Level Detected column are the highest average at any sampling point or the highest single detected level at a sampling point, depending on sampling frequency.

Contaminant and Unit of Measurement	Dates of Sampling (mo./yr.)	MCL Violation Y/N	Level Detected*	Range of Results	MCLG	MCL	Likely Source of Contamination
-------------------------------------	-----------------------------	-------------------	-----------------	------------------	------	-----	--------------------------------

**Radiological Contaminants - results in pCi/L Zephyr Shores**

Alpha emitters	02/03	N	1.1	N/A	0	15	Erosion of natural deposits
Radium 226 or combined radium	02/03	N	0.8	N/A	0	5	Erosion of natural deposits

**Pasco County Southeast # 1 System, PWSID # 6512685**

Alpha emitters	2005	N	9.6	ND-9.6	0	15	Erosion of natural deposits
Radium 226 + 228 or combined radium	2005	Y (a)	10.8	ND- 10.8	0	5	Erosion of natural deposits

(a) **Pasco County MCL Violation:** Pasco County had a MCL violation for Combined Radium during the 2005 testing year. Some people who drink water containing radium 226 or 228 in excess of the MCL over many years may have an increased risk of getting cancer.

**Inorganic Contaminants**

Antimony (ppb)	03/05	N	1.5	ND-1.5	6	6	Erosion of natural deposits
Arsenic (ppb)	04/05	N	4.5	0.7- 4.4	N/A	50	Erosion of natural deposits
Barium (ppm)	03- 04/05	N	0.013	0.003- 0.013	2	2	Erosion of natural deposits
Chromium (ppb)	03/05	N	9.0	ND- 9.0	100	100	Erosion of natural deposits
Fluoride (ppm)	03/05	N	0.19	0.084- 0.19	4	4	Erosion of natural deposits
Lead (ppb) point of entry	03/05	N	4.7	0.1- 4.7	N/A	15	Erosion of natural deposits; lead pipe, casing, and solder
Mercury (ppb)	03/05	N	0.1	ND- 0.1	2	2	Erosion of natural deposits
Nickel (ppb)	03/05	N	1.6	ND- 1.6	N/A	100	Erosion of natural deposits
Nitrate (as Nitrogen) (ppm)	08/05	N	0.15	N/A	10	10	Runoff from fertilizer use; leaching from septic tanks, sewage; erosion of natural deposits
Selenium (ppb)	03/05	N	1.1	ND- 1.1	50	50	Erosion of natural deposits
Sodium (ppm)	03/05	N	7.9	ND- 7.9	N/A	160	Salt water intrusion, leaching from soil
Thallium (ppb)	03- 04/05	N	0.1	ND- 0.1	0.5	2	Erosion of natural deposits

**TTHMs and Stage I Disinfectant/ Disinfection By-Product (D/DBP) Parameters** \*For Chloramines, Haloacetic Acids and TTHM the level detected is the highest annual average of the quarterly averages. Range is the range of results (lowest to highest) at individual sampling sites.

Contaminant and Unit of Measurement	Dates of Sampling (mo./yr.)	MCL Violation Y/N	Level Detected	Range		Level Detected	Range	MCLG/ MRDLG	MCL/ MRDL	Likely Source of Contamination
				American Condos	Zephyr Shores					
Chloramines (ppm)	2005	N	1	0.75 - 1.3	1.1	0.75 - 1.63	MRDLG= 4	MRDL= 4	Water additive used to control microbes	
Haloacetic Acids (HAA5) (ppb)	08/05	N	19.21	N/A	4.72	N/A	N/A	60	Byproduct of drinking water disinfection	
Trihalomethanes (TTHM) (ppb)	08/05	N	72.4	N/A	30.95	N/A	N/A	80	Byproduct of drinking water disinfection	


**Lead and Copper (Tap Water) - Likely Source of Contamination in all cases is corrosion of household plumbing**

Contaminant and Unit of Measurement	Dates of Sampling (mo./yr.)	AL Violation Y/N	90 <sup>th</sup> Percentile Result	No. of sites exceeding the AL		90 <sup>th</sup> Percentile Result	No. of sites exceeding the AL		MCLG	AL (Action Level)
				American Condos	Zephyr Shores		American Condos	Zephyr Shores		
Copper (ppm)	06/03	N	0.14	0	0	0.16	0	0	1.3	1.3
Lead (ppb)	06/03	N	5.9	0	0	7.8	0	0	0	15

**Secondary Contaminants- Pasco County Southeast #1 System**


Contaminant	Date (mo./yr.)	Violation Y/N	Level Detected	Range of Results	MCLG	MCL	Likely Source of Contamination
Iron (ppm)	03/02	Y	0.36	0.02-0.36	NA	0.3	Natural occurrence from soil leaching

**Pasco County Iron Violation:** Pasco County had a MCL violation during the 2002 testing year. No further action is required at this time. No health effects are associated with this exceedance.



**AQUA UTILITIES FLORIDA, INC.  
ALL OTHER ENGINEERING SCHEDULES  
DEP Notice of Violations and Consent Orders**

<b>SYSTEM</b>	<b><u>PAGE NUMBER</u></b>
Chuluota TTHM Violation - 2006	2
Wootens TTHM Violation - 2005	4
The Woods TTHM Violation - 2006	6
Leisure Lakes Odor Violation - 2006	7
Leisure Lakes Consent Order - 2006	8
Lake Josephine TTHM Violation - 2005	9
Lake Josephine TTHM Consent Order - 2005	10
Sebring Lakes Consent Order - 2005	32
Jasmine Lakes Consent Order - 2006	38
Tomoka View Violation - 2005	49
Hermits Cove Violation - 2005	56




# Department of Environmental Protection

Jeb Bush  
Governor

Central District  
3319 Maguire Boulevard, Suite 232  
Orlando, Florida 32803-3767

Colleen M. Castille  
Secretary

CERTIFIED MAIL  
7099 3400 0010 5323 5692



Jack Lihvarcik, President  
Aqua Utilities Florida, Inc.  
1100 Thomas Avenue  
Leesburg, Florida 34748

**WARNING LETTER**  
**OWL-PW-06-0006**

Seminole County - PW  
Chuluota Water System  
PWS ID Number 3590186  
Maximum Contaminant Level Violations for Total Trihalomethanes

Patrick  
I believe this is a copy of the  
warning letter.

Dear Mr. Lihvarcik:

The purpose of this letter is to advise you of possible violations of law for which you may be responsible, and to seek your cooperation in resolving the matter.

An inspection conducted on August 29, 2006, and a review of Department records for the above-referenced community public water system indicates that violations of *Florida Statutes* and rules may exist at this facility. Inspection findings and Department records indicate the following:

1. **Failure to obtain written approval from the Department for discontinuing the use of ammonia feed facilities.** The Department approved a temporary conversion to free chlorine in July 2004 to address water quality issues in the distribution system.
2. **Failure to comply with the maximum contaminant level (MCL) for total trihalomethanes (TTHMs).** The 1<sup>st</sup> quarter 2006 running annual average for samples collected by the system on 7/28/05, 12/30/05, and 3/9/06 and analyzed for TTHMs is 104.675 ug/L. The 2<sup>nd</sup> quarter 2006 running annual average for samples collected by the system on 7/28/05, 12/30/05, 3/9/06, and 5/18/06 and analyzed for TTHMs is 148.875 ug/L. Rule 62-550.310(3), *Florida Administrative Code* establishes the maximum contaminant level for TTHMs as 80 ug/L.
3. **Failure to take necessary corrective action to meet the MCL for TTHMs.** In August 2000, the Department issued a clearance for the conversion to chloramines as corrective action for exceedances of the TTHMs MCL. Ammonia feed facilities were taken offline in July 2004 and were not placed back in service.

**WARNING LETTER**  
**OWL-PW-06-0006**

It is a violation for **any person** to fail to comply with the following statutes and rules:

Section 403.161(1)(b), *Florida Statutes* - Failure to comply with any rule or regulation adopted or issued by the Department.

Rule 62-555.520(1)(b), *Florida Administrative Code* – Applying for Public Water System Construction Permits.

Rule 62-550.310(3), *Florida Administrative Code* – Primary Drinking Water Standards: Maximum Contaminant Levels and Maximum Residual Disinfectant Levels.


Rule 62-550.300, *Florida Administrative Code* – Application of Quality Standards to Public Water Systems.

You are advised that operation of a facility in violation of state statutes or rules may result in liability for damages and restoration, and the judicial imposition of civil penalties, pursuant to Sections 403.141 and 403.161, Florida Statutes.

You are requested to contact **Reggie Phillips** at (407) 893-3319 **within 15 days** of receipt of this Warning Letter to arrange a meeting to discuss this matter. The Department is interested in reviewing any facts you may have that will assist in determining whether any violations have occurred. You may bring anyone with you to the meeting that you feel could help resolve this matter.

Please be advised that this Warning Letter is part of an agency investigation, preliminary to agency action in accordance with Section 120.57(4), Florida Statutes. We look forward to your cooperation in completing the investigation and resolution of this matter.

Sincerely,



Vivian F. Garfein  
 CCF Director, Central District

*September 13, 2006*  
 Date

VFG:kmd/rp

cc: Seminole County Health Department  
 Reggie Phillips, DEP Drinking Water Compliance/Enforcement  
 Jeff Prather, FDEP



Jeb Bush  
Governor

## Department of Environmental Protection

Northeast District  
7825 Baymeadows Way, Suite B200  
Jacksonville, Florida 32256-7590

Colleen M. Castille  
Secretary

May 16, 2005

CERTIFIED MAIL – RETURN RECEIPT

Ms. Nicole Zinn  
Aqua Utilities Florida  
1343 NE 17<sup>th</sup> Road  
Ocala, Florida 34470

Putnam County - Potable Water  
Wooten's Mobile Home Park // PWS# 2541280  
WARNING LETTER No. WL05-0060-PW-54-NED

Dear Ms. Zinn:

The purpose of this letter is to advise you of possible violations of law for which you might be responsible and to seek your cooperation in resolving this matter. A review of our records indicates that a violation of the Florida Statutes and the Florida Administrative Code may exist at the above referenced facility. During the records review, the following was noted:

The running annual average level of Disinfection Byproducts (DBP) in your system's water appears to have exceeded the maximum contaminant level (MCL) for Total Trihalomethanes (TTHM). The averaging period covers the fourth quarter of 2004 through the first quarter of 2005 and the average level calculated by the Department is 220 micrograms per liter (ug/L).

Chapter 62, Florida Administrative Code, provides that:

It is a violation of Rules 62-550.310(3) and 62-550.821 for the running annual average of quarterly DBP monitoring results to exceed 80 ug/L.

You are requested to contact Annalise Stahlman at (904) 807-3335 within fifteen (15) days of receipt of this warning letter to arrange a meeting to discuss this matter. The Department is interested in reviewing any facts you may have that will assist in determining whether any violations have occurred. You may bring anyone with you to the meeting that could help resolve this matter.

*"More Protection, Less Process"*


*Printed on recycled paper.*



Wooten's Mobile Home Park  
WL05-0060-PW-54-NED  
Page 2 of 2

Please be advised that this Warning Letter is part of an agency investigation, preliminary to agency action in accordance with section 120.57(4), Florida Statutes. We look forward to your cooperation in completing the investigation and resolution of this matter.

Sincerely,

  
William C. Green  
Acting District Director

  
WCG:EDC:JJD:ECR:AMS:ams

Enforcement File



Jeb Bush  
Governor


## Department of Environmental Protection

Southwest District  
13051 North Telecom Parkway  
Temple Terrace, FL 33637-0926  
Telephone: 813-632-7600

Colleen M. Castille  
Secretary

August 10, 2006

Mr. Will Fountaine  
P.O. Box 490310  
Leesburg, FL 34749



Re: Warning Letter No. WN06-43-PWS-60-SWD  
Maximum Contaminant Level Exceeded - Disinfection Byproducts  
The Woods  
PWS-ID No. 660-0347  
Sumter County

Dear Mr. Fountaine:

The purpose of this letter is to advise you of possible violations of law for which you may be responsible and to seek your cooperation in resolving the matter. A review of your Drinking Water system records indicates that a violation of Florida Statutes and Rules may exist at the above-referenced facility.


Our records indicate that the Maximum Contaminant Level (MCL) for Total Trihalomethanes (TTHM) and Haloacetic Acids 5 (HAA5) has been exceeded in 2005 and 2006 after four quarters of monitoring.

Rule 62-550.310(3), Florida Administrative Code, establishes the MCL for TTHM at 0.080 mg/L and HAA5 at 0.060 mg/L.

You are requested to contact James Berghorn at (813) 632-7600, extension 460, within fifteen (15) days of receipt of this Warning Letter, to arrange a meeting to discuss this matter. The Department is interested in reviewing any facts you may have that will assist in determining whether any violations have occurred. You may bring anyone with you to the meeting that you feel could help resolve this matter.

Please be advised that this Warning Letter is part of an agency investigation, preliminary to agency action, in accordance with Section 120.57(4), Florida Statutes. We look forward to your cooperation in completing the investigation and resolution of this matter.

Sincerely,

  
M. Farley  
Interim District Director  
Southwest District

JMF/jb/dm<sup>c</sup>

"More Protection, Less Process"

Printed on recycled paper.



## Department of Environmental Protection

Jeb Bush  
Governor

South District  
2295 Victoria Avenue, Suite 364  
Fort Myers, Florida 33901-3881

Colleen M. Castille  
Secretary

CERTIFIED MAIL NO. 7005 1160 0000 2711 5437  
RETURN RECEIPT REQUESTED

June 13, 2006

John M. Lihvarcik, President & COO  
Aqua Utilities Florida, Inc.  
PO Box 490310  
Leesburg, Florida 34749

Re: Highlands County - PW  
Leisure Lakes WTP  
PWS I.D. Number: 6280064  
Lake Wales Ridge EMA  
Uncorrected Odor Maximum Contaminant Level Violation

Dear Mr. Lihvarcik:

The purpose of this letter is to advise you of possible violations of law for which you may be responsible, and to seek your cooperation in resolving the matter. A review of your Drinking Water system records indicates that a violation of Florida Statutes and Rules may exist at the above described facility. The activities at your facility that may be contributing to the specified violations of the described statutes or rules should be corrected immediately.

Florida Administrative Code (F.A.C.) Rule 62-550.520(3) states that a water system is in violation if the level of a secondary contaminant at any sampling point is greater than the maximum contaminant level. In addition, Table 6 of F.A.C. Rule 62-550 specifies the maximum contaminant levels (MCLs); specifically the MCL for odor is 3 Threshold Odor Number. Rule 62-560.310(1)(h), states that failure by a supplier of water to take corrective action to meet any applicable standard or treatment technique set forth in Chapters 62-550 and 62-555, F.A.C. is a violation. After a review of past odor results in 2003 and the March 21, 2006 odor result, the Department has determined that you may have failed to take effective corrective action to meet the odor MCL.

You are requested to attend a meeting or teleconference with the Drinking Water Staff at the Department's South District Office located at 2295 Victoria Avenue, Suite 364, Fort Myers, Florida 33901 on June 27, 2006 at 1:00 p.m. to discuss the issues raised in this Warning Notice. If you have any questions regarding this letter or need to reschedule the meeting, please contact **Mark Charneski** at **239-332-6975, extension 135**.

The Department is interested in reviewing any facts you may have that will assist in determining whether any violations have occurred. You may bring anyone with you to the meeting that you feel could help resolve this matter.

Please be advised that this Warning Letter is part of an agency investigation, preliminary to agency action in accordance with Section 120.57(5), Florida Statutes. We look forward to your cooperation in completing the investigation and resolution of this matter.

Sincerely,

Jon M. Iglehart  
Director of  
District Management

JMI/mac


"More Protection, Less Process"

Printed on recycled paper.

Consistent with  
C 47-50000



## Department of Environmental Protection



Jeb Bush  
Governor

South District  
2295 Victoria Avenue, Suite 364  
Fort Myers, Florida 33901-3881

Colleen M. Castille  
Secretary

CERTIFIED MAIL NO. 7006 0810 0003 5373 2018  
RETURN RECEIPT REQUESTED

July 18, 2006

John M. Lihvarcik, President & COO  
Aqua Utilities Florida, Inc.  
PO Box 490310  
Leesburg, Florida 34749

Re: Highlands County - PW  
Leisure Lakes WTP  
PWS I.D. Number: 6280064  
Lake Wales Ridge EMA  
OGC Case Number: 06-1513-28-PW

Dear Mr. Lihvarcik:

Enclosed is the Consent Order, OGC Case Number 06-1511-26-PW, to resolve violations noted in the Department's letter dated June 13, 2006.

Please sign the original and return it to this office within twenty (20) days of receipt of the Consent Order. After it has been executed by the Department, your copy will be returned to you.

If you have any questions, please contact **Mark Charneski at the letterhead address or at 239-332-6975, extension 135**. Your cooperation in this matter will be appreciated.

Sincerely,

Jon M. Iglehart  
Director of  
District Management

JMI/mac  
Enclosure

"More Protection, Less Process"

Printed on recycled paper.




## Department of Environmental Protection

Jeb Bush  
Governor

South District  
2295 Victoria Avenue, Suite 364  
Fort Myers, Florida 33901-3881

CERTIFIED MAIL NO. 7006 0810 0003 5373 2018  
RETURN RECEIPT REQUESTED



Colleen M. Castille  
Secretary

July 18, 2006

John M. Lihvarcik, President & COO  
Aqua Utilities Florida, Inc.  
PO Box 490310  
Leesburg, Florida 34749

Re: Highlands County - PW  
Leisure Lakes WTP  
PWS I.D. Number: 6280064  
Lake Wales Ridge EMA  
OGC Case Number: 06-1513-28-PW

Dear Mr. Lihvarcik:

Enclosed is the Consent Order, OGC Case Number 06-1511-26-PW, to resolve violations noted in the Department's letter dated June 13, 2006.

Please sign the original and return it to this office within twenty (20) days of receipt of the Consent Order. After it has been executed by the Department, your copy will be returned to you.

If you have any questions, please contact **Mark Charneski at the letterhead address or at 239-332-6975, extension 135**. Your cooperation in this matter will be appreciated.

Sincerely,

Jon M. Iglehart  
Director of  
District Management

JMI/mac  
Enclosure

"More Protection, Less Process"

Printed on recycled paper.

BEFORE THE STATE OF FLORIDA  
DEPARTMENT OF ENVIRONMENTAL PROTECTION

STATE OF FLORIDA DEPARTMENT	)	IN THE OFFICE OF THE
OF ENVIRONMENTAL PROTECTION,	)	SOUTH DISTRICT
	)	
Complainant,	)	OGC FILE NO. 06-1513-28-PW
	)	
vs.	)	
	)	
Aqua Utilities Florida, Inc.	)	
	)	
Respondent.	)	
_____	)	

CONSENT ORDER

This Consent Order is entered into between the State of Florida Department of Environmental Protection ("Department") and Aqua Utilities Florida, Inc. ("Respondent") to reach settlement of certain matters at issue between the Department and Respondent.

The Department finds and the Respondent admits the following:

1. The Department is the administrative agency of the State of Florida having the power and duty to administer and enforce the provisions of the Florida Safe Drinking Water Act, Sections 403.850 et seq., Florida Statutes, and the rules promulgated thereunder, Title 62, Florida Administrative Code. The Department has jurisdiction over the matters addressed in this Consent Order.
2. Respondent is a person within the meaning of Section 403.852(5), Florida Statutes.
3. Respondent is the owner of a community water system, PWS# 6280064, located at the end of Hillcrest Street, Lake Placid, Highlands County, Florida, latitude 27/21/5.9802, longitude 81/24/52/3295, which serves the Leisure Lakes WTP drinking water system.

4. The Department finds that Respondent is in violation of Rule 62-550.320(1), Florida Administrative Code ("Fla. Admin. Code"), which establishes the maximum contaminant level ("MCL") for Odor as 3 (threshold Odor number). The results for the samples collected from the system on March 21, 2006, indicated an Odor level of 4 (threshold Odor number). A flushing program and quarterly monitoring was the initial step in a previously approved Plan of Corrective Action for the Odor Maximum Contaminant Level Violation, which initially occurred in 2003, in accordance with Florida Administrative Code Rule 62-550.520(3). The previously approved Plan of Corrective Action now appears to be inadequate.

Having reached a resolution of the matter the Department and the Respondent mutually agree and it is

**ORDERED:**

5. Respondent shall comply with the following corrective actions within the stated time periods:

a. Respondent shall continue to sample quarterly for Odor from the entry point to the distribution system. Results shall be submitted to the Department within ten (10) days following the month in which the samples were taken or within 10 days following Respondent's receipt of the results, whichever is sooner.

b. If any of the quarter Odor sample results exceed the Maximum Contaminant Level of 3 (threshold Odor number) the Respondent shall retain the services of a Florida-registered professional engineer to evaluate the system and submit an application, along with any required application fees, to the Department for a permit to construct any modifications needed to address the MCL violation within 90 days of written notification by the Department of the Maximum Contaminant Level Violation.

c. The Department shall review the application submitted pursuant to paragraph b. above. In the event additional information, modifications or specifications are necessary to process the application, the Department shall issue a written request for information ("RFI") to Respondent for such information. Respondent shall accordingly submit the requested information in writing to the Department within 30 days of receipt of the request. Within 60 days of the date the Department receives the application pursuant to paragraph b. above, Respondent shall provide all information necessary to complete the application.

d. Within 120 days of the permit issuance, the Respondent shall complete the modifications approved pursuant to the permit issued in accordance with paragraph b above, and submit to the Department the engineer's certification of completion of construction, along with all required supporting documentation. Respondent shall receive written Department clearance prior to placing the system modifications into service.

e. In the event that the modifications approved by the Department pursuant to paragraph b are determined to be inadequate to resolve the MCL violation, the Department will notify the Respondent in writing. Within 30 days of receipt of written notification from the Department that the results of the quarterly sampling indicate that the system modifications have not resolved the violation, Respondent shall submit another proposal to address the MCL violation. Respondent shall provide all information requested in any RFIs issued by the Department within 30 days of receipt of each request. Within 60 days of the date the Department receives the application pursuant to this paragraph, Respondent shall provide all information necessary to complete the application.



f. Within 120 days of permit issuance the Respondent shall complete all corrective actions needed to resolve the MCL exceedance and submit written certification of completion to the Department for all modifications.

6. Within 30 days of the effective date of this Consent Order, Respondent shall pay the Department \$250.00 in settlement of the matters addressed in this Consent Order. This amount includes \$250.00 for costs and expenses incurred by the Department during the investigation of this matter and the preparation and tracking of this Consent Order. Payment shall be made by cashier's check or money order. The instrument shall be made payable to the "Department of Environmental Protection" and shall include thereon the OGC number assigned to this Consent Order and the notation "Ecosystem Management and Restoration Trust Fund." Payment shall be mailed to Florida Department of Environmental Protection, South District Office, Post Office Box 2549, Fort Myers Florida 33902-2549.

7. Respondent agrees to pay the Department stipulated penalties in the amount of \$100.00 per day for each and every day Respondent fails to timely comply with any of the requirements of paragraphs 5 and 6 of this Consent Order. A separate stipulated penalty shall be assessed for each violation of this Consent Order. Within 30 days of written demand from the Department, Respondent shall make payment of the appropriate stipulated penalties to the "Department of Environmental Protection" by cashier's check or money order and shall include the OGC number assigned to this Consent Order and the notation "Ecosystem Management and Restoration Trust Fund." Payment shall be sent to the Department of Environmental Protection, South District Office, Post Office Box 2549, Fort Myers Florida 33902-2549. The Department may make demands for payment at any time after violations occur. Nothing in this paragraph

shall prevent the Department from filing suit to specifically enforce any of the terms of this Consent Order. If the Department is required to file a lawsuit to recover stipulated penalties under this paragraph, the Department will not be foreclosed from seeking civil penalties for violations of this Consent Order in an amount greater than the stipulated penalties due under this paragraph.

8. If any event, including administrative or judicial challenges by third parties unrelated to the Respondent, occurs which causes delay or the reasonable likelihood of delay, in complying with the requirements of this Consent Order, Respondent shall have the burden of proving the delay was or will be caused by circumstances beyond the reasonable control of the Respondent and could not have been or cannot be overcome by Respondent's due diligence. Economic circumstances shall not be considered circumstances beyond the control of Respondent, nor shall the failure of a contractor, subcontractor, materialman or other agent (collectively referred to as "contractor") to whom responsibility for performance is delegated to meet contractually imposed deadlines be a cause beyond the control of Respondent, unless the cause of the contractor's late performance was also beyond the contractor's control. Upon occurrence of an event causing delay, or upon becoming aware of a potential for delay, Respondent shall notify the Department orally within 24 hours or by the next working day and shall, within seven calendar days of oral notification to the Department, notify the Department in writing of the anticipated length and cause of the delay, the measures taken or to be taken to prevent or minimize the delay and the timetable by which Respondent intends to implement these measures. If the parties can agree that the delay or anticipated delay has been or will be caused by circumstances beyond the reasonable control of Respondent, the time for performance hereunder shall be extended for a period equal to the agreed delay resulting from such

circumstances. Such agreement shall adopt all reasonable measures necessary to avoid or minimize delay. Failure of Respondent to comply with the notice requirements of this Paragraph in a timely manner shall constitute a waiver of Respondent's right to request an extension of time for compliance with the requirements of this Consent Order.

9. Persons who are not parties to this Consent Order, but whose substantial interests are affected by this Consent Order, have a right, pursuant to Sections 120.569 and 120.57, Florida Statutes, to petition for an administrative hearing on it. The Petition must contain the information set forth below and must be filed (received) at the Department's Office of General Counsel, 3900 Commonwealth Boulevard, MS #35, Tallahassee, Florida 32399-3000, within 21 days of receipt of this notice. A copy of the Petition must also be mailed at the time of filing to the District Office named above at the address indicated. Failure to file a petition within the 21 days constitutes a waiver of any right such person has to an administrative hearing pursuant to Sections 120.569 and 120.57, Florida Statutes.

The petition shall contain the following information:

- a. The name, address, and telephone number of each petitioner; the Department's Consent Order identification number and the county in which the subject matter or activity is located;
- b. A statement of how and when each petitioner received notice of the Consent Order;
- c. A statement of how each petitioner's substantial interests are affected by the Consent Order;
- d. A statement of the material facts disputed by petitioner, if any;

- e. A statement of facts which petitioner contends warrant reversal or modification of the Consent Order;
- f. A statement of which rules or statutes petitioner contends require reversal or modification of the Consent Order;
- g. A statement of the relief sought by petitioner, stating precisely the action petitioner wants the Department to take with respect to the Consent Order.

If a petition is filed, the administrative hearing process is designed to formulate agency action. Accordingly, the Department's final action may be different from the position taken by it in this Notice. Persons whose substantial interests will be affected by any decision of the Department with regard to the subject Consent Order have the right to petition to become a party to the proceeding. The petition must conform to the requirements specified above and be filed (received) within 21 days of receipt of this notice in the Office of General Counsel at the above address of the Department. Failure to petition within the allowed time frame constitutes a waiver of any right such person has to request a hearing under Sections 120.569 and 120.57, Florida Statutes, and to participate as a party to this proceeding. Any subsequent intervention will only be at the approval of the presiding officer upon motion filed pursuant to Rule 28-106.205, Florida Administrative Code.

10. A person whose substantial interests are affected by the Consent Order may file a timely petition for an administrative hearing under Sections 120.569 and 120.57, Florida Statutes, or may choose to pursue mediation as an alternative remedy under Section 120.573, Florida Statutes, before the deadline for filing a petition. Choosing mediation will not adversely affect the right to a hearing if mediation does not result in a settlement. The procedures for pursuing mediation are set forth below.

11. Mediation may only take place if the Department and all the parties to the proceeding agree that mediation is appropriate. A person may pursue mediation by reaching a mediation agreement with all parties to the proceeding (which include the Respondent, the Department, and any person who has filed a timely and sufficient petition for a hearing) and by showing how the substantial interests of each mediating party are affected by the Consent Order. The agreement must be filed in (received by) the Office of General Counsel of the Department at 3900 Commonwealth Boulevard, MS #35, Tallahassee, Florida 32399-3000, within 10 days after the deadline as set forth above for the filing of a petition.

12. The agreement to mediate must include the following:

- a. The names, addresses, and telephone numbers of any persons who may attend the mediation;
- b. The name, address, and telephone number of the mediator selected by the parties, or a provision for selecting a mediator within a specified time;
- c. The agreed allocation of the costs and fees associated with the mediation;
- d. The agreement of the parties on the confidentiality of discussions and documents introduced during mediation;
- e. The date, time, and place of the first mediation session, or a deadline for holding the first session, if no mediator has yet been chosen;
- f. The name of each party's representative who shall have authority to settle or recommend settlement;
- g. Either an explanation of how the substantial interests of each mediating party will be affected by the action or proposed action addressed in this notice of intent or a

15. Respondent is fully aware that a violation of the terms of this Consent Order may subject Respondent to judicial imposition of damages, civil penalties up to \$5,000.00 per day per violation, and criminal penalties, except as limited by the provisions of this Consent Order.

16. Respondent shall allow all authorized representatives of the Department access to the facility at reasonable times for the purpose of determining compliance with the terms of this Consent Order and the rules and statutes of the Department.

17. All submittals and payments required by this Consent Order to be submitted to the Department shall be sent to the Florida Department of Environmental Protection, South District Office, Post Office Box 2549, Fort Myers Florida 33902-2549.

18. The Department, for and in consideration of the complete and timely performance by Respondent of the obligations agreed to in this Consent Order, hereby waives its right to seek judicial imposition of damages or civil penalties for alleged violations addressed in this Consent Order.

19. Respondent acknowledges and waives its right to an administrative hearing pursuant to Sections 120.569 and 120.57, Florida Statutes, on the terms of this Consent Order. Respondent acknowledges its right to appeal the terms of this Consent Order pursuant to Section 120.68, Florida Statutes, and waives that right upon signing this Consent Order.


20. No modifications of the terms of this Consent Order shall be effective until reduced to writing and executed by both Respondent and the Department.

21. In the event of a sale or conveyance of the facility or of the property upon which the facility is located, if all of the requirements of this Consent Order have not been fully satisfied, Respondent shall, at least 30 days prior to the sale or conveyance of the property or facility, (1) notify the Department of such sale or conveyance, (2) provide the name and address

of the purchaser, or operator, or person(s) in control of the facility, and (3) provide a copy of this Consent Order with all attachments to the new owner. The sale or conveyance of the facility, or the property upon which the facility is located shall not relieve the Respondent of the obligations imposed in this Consent Order.

22. This Consent Order is a settlement of the Department's civil and administrative authority arising under Florida law to resolve the matters addressed herein. This Consent Order is not a settlement of any criminal liabilities, which may arise under Florida law, nor is it a settlement of any violation, which may be prosecuted criminally or civilly under federal law.

THIS PAGE LEFT BLANK INTENTIONALLY



## Department of Environmental Protection

Jeb Bush  
Governor

South District  
P.O. Box 2549  
Fort Myers, Florida 33902-2549

Colleen M. Castille  
Secretary

CERTIFIED MAIL NO. 7002 2410 0002 4843 0366  
RETURN RECEIPT REQUESTED

December 8, 2005

John M. Lihvarcik, President & COO  
Aqua Utilities Florida, Inc.  
Post Office Box 490310  
Leesburg, Florida 34749

Re: Highlands County - PW  
Lake Josephine Heights WTP  
PWS I.D. Number: 6280162  
TTHM and HAA5 Monitoring & Reporting Violations

Dear Mr. Lihvarcik :

The purpose of this letter is to advise you of possible violations of law for which you may be responsible, and to seek your cooperation in resolving the matter. A review of your Drinking Water system records indicates that a violation of Florida Statutes and Rules may exist at the above described facility. The activities at your facility that may be contributing to the specified violations of the described statutes or rules should be corrected immediately.

Florida Administrative Code (F.A.C.) Rule 62-550.821 requires the referenced facility to analyze a drinking water sample from the far end of the distribution system quarterly for TTHM and HAA5 beginning during the first quarter of 2005 until the running annual average is below the maximum contaminant level. In addition, F.A.C. Rule 62-550.730(1)(a) states that except where a shorter reporting period is specified, the suppliers of water shall report to the appropriate District office of the Department the results of the test measurement or analysis required within the first ten days following the end of the required monitoring period as designated by the Department, or the first ten days following the month in which the sample results were received, whichever time is shortest. A recent file review indicates that you may not have submitted the third quarter results of the TTHM and HAA5 sample results by October 10, 2005 as required. If the results are indeed available please submit the *original* signed copy of the results to the Department immediately.

You are requested to attend a meeting with the Drinking Water Staff at the Department's South District Office located at 2295 Victoria Avenue, Suite 364, Fort Myers, Florida 33901 on December 21, 2005 at 2:00 p.m., to discuss the issues raised in this Warning Notice. If you have any questions regarding this letter or need to reschedule the meeting, please contact Mark Charneski at 239-332-6975.

The Department is interested in reviewing any facts you may have that will assist in determining whether any violations have occurred. You may bring anyone with you to the meeting that you feel could help resolve this matter.

Please be advised that this Warning Letter is part of an agency investigation, preliminary to agency action in accordance with Section 120.57(5), Florida Statutes. We look forward to your cooperation in completing the investigation and resolution of this matter.

Sincerely,

Jon M. Iglehart  
Director of  
District Management

JMI/mac

"More Protection, Less Process"

Printed on recycled paper.





## Department of Environmental Protection

Jeb Bush  
Governor

South District  
P.O. Box 2549  
Fort Myers, Florida 33902-2549

Colleen M. Castille  
Secretary

CERTIFIED MAIL NO. 7002 2410 0002 4843 0441  
RETURN RECEIPT REQUESTED

January 4, 2006

John M. Lihvarcik, President & COO  
Aqua Utilities Florida, Inc.  
PO Box 490310  
Leesburg, Florida 34749

Re: Highlands County - PW  
Lake Josephine Heights  
PWS I.D. Number: 6280162  
Lake Wales Ridge EMA  
OGC Case Number: 05-2897-28-PW


Dear Mr. Lihvarcik:

Enclosed is the Consent Order, OGC Case Number 05-2897-28-PW, to resolve violations noted in the Department's letter dated December 21, 2005.

Please sign the original and return it to this office within twenty (20) days of receipt of the Consent Order. After it has been executed by the Department, your copy will be returned to you.

If you have any questions, please contact **Mark Charneski at the letterhead address or at 239-332-6975, extension 135**. Your cooperation in this matter will be appreciated.


Sincerely,

  
\_\_\_\_\_  
Jon M. Iglehart  
Director of  
District Management

JMI/mac  
Enclosure

"More Protection, Less Process"

Printed on recycled paper.



Jeb Bush  
Governor

## Department of Environmental Protection

South District  
P.O. Box 2549  
Fort Myers, Florida 33902-2549

Colleen M. Castille  
Secretary

CERTIFIED MAIL NO. 7002 2410 0002 4843 0441  
RETURN RECEIPT REQUESTED

January 4, 2006

John M. Lihvarcik, President & COO  
Aqua Utilities Florida, Inc.  
PO Box 490310  
Leesburg, Florida 34749

Re: Highlands County - PW  
Lake Josephine Heights  
PWS I.D. Number: 6280162  
Lake Wales Ridge EMA  
OGC Case Number: 05-2897-28-PW


Dear Mr. Lihvarcik:

Enclosed is the Consent Order, OGC Case Number 05-2897-28-PW, to resolve violations noted in the Department's letter dated December 21, 2005.

Please sign the original and return it to this office within twenty (20) days of receipt of the Consent Order. After it has been executed by the Department, your copy will be returned to you.

If you have any questions, please contact **Mark Charneski at the letterhead address or at 239-332-6975, extension 135**. Your cooperation in this matter will be appreciated.

Sincerely,

  
\_\_\_\_\_  
Jon M. Iglehart  
Director of  
District Management

JMI/mac  
Enclosure

"More Protection, Less Process"

Printed on recycled paper.

BEFORE THE STATE OF FLORIDA  
DEPARTMENT OF ENVIRONMENTAL PROTECTION

STATE OF FLORIDA DEPARTMENT  
OF ENVIRONMENTAL PROTECTION

IN THE OFFICE OF THE  
SOUTH DISTRICT

Complainant,

OGC FILE NO. 05-2897-28-PW

vs.

AQUA UTILITIES FLORIDA, INC.,

Respondent.

---

**CONSENT ORDER**

This Consent Order is entered into between the State of Florida Department of Environmental Protection ("Department") and Aqua Utilities Florida, Inc., ("Respondent") to reach settlement of certain matters at issue between the Department and Respondent.

The Department finds and the Respondent admits the following:

1. The Department is the administrative agency of the State of Florida having the power and duty to administer and enforce the provisions of the Florida Safe Drinking Water Act, Sections 403.850, et seq., Florida Statutes, and the rules promulgated thereunder, Title 62, Florida Administrative Code. The Department has jurisdiction over the matters addressed in this Consent Order.
2. Respondent is a person within the meaning of Section 403.852(5), Florida Statutes.
3. Respondent is the owner of a Community public water system, PWS # 6280162 located at latitude 27/22/59/5442 and longitude 81/26/34/4506, which is known as Lake Josephine Heights drinking water system.
4. The Department finds that the following violations occurred:

a. The Respondent failed to submit the results for the required Lead and Copper monitoring by October 10, 2005 for the 2005 calendar year.

b. The Respondent failed to conduct and submit results for the required TTHM and HAA5 monitoring during the 2005 calendar year.

Having reached a resolution of the matter Respondent and the Department mutually agree and it is,

ORDERED:

5. Respondent shall comply with the following actions within the stated time periods.

a. The Respondent shall conduct Lead and Copper monitoring during the months of January – June 2006 and submit the results to the Department no later than July 10, 2006.

b. The Respondent shall conduct TTHM and HAA5 monitoring during the months of July – September 2006 and submit the results to the Department no later than October 10, 2006.

6. Within 30 days of the effective date of this Consent Order, Respondent shall pay the Department \$1,750 in settlement of the matters addressed in this Consent Order. This amount includes \$250.00 for costs and expenses incurred by the Department during the investigation of this matter and the preparation and tracking of this Consent Order. The civil penalty in this case includes one violation of \$2,000.00 or more. Payment shall be made by cashier's check or money order. The instrument shall be made payable to the "Department of Environmental Protection" and shall include thereon the OGC number assigned to this Consent Order and the notation "Ecosystem Management and Restoration Trust Fund" and sent to the Department of Environmental Protection, Post Office Box 2549, Fort Myers, Florida 33902-2549.

7. Respondent agrees to pay the Department stipulated penalties in the amount of \$100.00 per day for each and every day Respondent fails to timely comply with any of the

requirements of paragraph(s) five and six of this Consent Order. A separate stipulated penalty shall be assessed for each violation of this Consent Order. Within 30 days of written demand from the Department, Respondent shall make payment of the appropriate stipulated penalties to "The Department of Environmental Protection" by cashier's check or money order and shall include thereon the OGC number assigned to this Consent Order and the notation "Ecosystem Management and Restoration Trust Fund". Payment shall be sent to the Department of Environmental Protection, Post Office Box 2549, Fort Myers, Florida 33902-2549. The Department may make demands for payment at any time after violations occur. Nothing in this paragraph shall prevent the Department from filing suit to specifically enforce any of the terms of this Consent Order. Any penalties assessed under this paragraph shall be in addition to the settlement sum agreed to in paragraph six of this Consent Order. If the Department is required to file a lawsuit to recover stipulated penalties under this paragraph, the Department will not be foreclosed from seeking civil penalties for violations of this Consent Order in an amount greater than the stipulated penalties due under this paragraph.

8. If any event, including administrative or judicial challenges by third parties unrelated to the Respondent, occurs which causes delay or the reasonable likelihood of delay, in complying with the requirements of this Consent Order, Respondent shall have the burden of proving the delay was or will be caused by circumstances beyond the reasonable control of the Respondent and could not have been or cannot be overcome by Respondent's due diligence. Economic circumstances shall not be considered circumstances beyond the control of Respondent, nor shall the failure of a contractor, subcontractor, materialman or other agent (collectively referred to as "contractor") to whom responsibility for performance is delegated to meet contractually imposed deadlines be a cause beyond the control of Respondent, unless the cause of the contractor's late performance was also beyond the contractor's control. Upon occurrence of an event causing delay, or upon becoming aware of a potential for delay, Respondent shall notify the Department orally within 24 hours or by the next working day and shall, within seven calendar days of oral notification to the Department, notify the Department in

writing of the anticipated length and cause of the delay, the measures taken or to be taken to prevent or minimize the delay and the timetable by which Respondent intends to implement these measures. If the parties can agree that the delay or anticipated delay has been or will be caused by circumstances beyond the reasonable control of Respondent, the time for performance hereunder shall be extended for a period equal to the agreed delay resulting from such circumstances. Such agreement shall adopt all reasonable measures necessary to avoid or minimize delay. Failure of Respondent to comply with the notice requirements of this Paragraph in a timely manner shall constitute a waiver of Respondent's right to request an extension of time for compliance with the requirements of this Consent Order.

9. Persons who are not parties to this Consent Order but whose substantial interests are affected by this Consent Order have a right, pursuant to Sections 120.569 and 120.57, Florida Statutes, to petition for an administrative hearing on it. The Petition must contain the information set forth below and must be filed (received) at the Department's Office of General Counsel, 3900 Commonwealth Boulevard, MS-35, Tallahassee, Florida 32399-3000, within 21 days of receipt of this notice. A copy of the Petition must also be mailed at the time of filing to the District Office named above at the address indicated. Failure to file a petition within the 21 days constitutes a waiver of any right such person has to an administrative hearing pursuant to Sections 120.569 and 120.57, Florida Statutes.

The petition shall contain the following information:

(a) The name, address, and telephone number of each petitioner; the Department's Consent Order identification number and the county in which the subject matter or activity is located; (b) A statement of how and when each petitioner received notice of the Consent Order; (c) A statement of how each petitioner's substantial interests are affected by the Consent Order; (d) A statement of the material facts disputed by petitioner, if any; (e) A statement of facts which petitioner contends warrant reversal or modification of the Consent Order; (f) A statement of which rules or statutes petitioner contends require reversal or modification of the Consent Order; (g) A

statement of the relief sought by petitioner, stating precisely the action petitioner wants the Department to take with respect to the Consent Order.


If a petition is filed, the administrative hearing process is designed to formulate agency action. Accordingly, the Department's final action may be different from the position taken by it in this Notice. Persons whose substantial interests will be affected by any decision of the Department with regard to the subject Consent Order have the right to petition to become a party to the proceeding. The petition must conform to the requirements specified above and be filed (received) within 21 days of receipt of this notice in the Office of General Counsel at the above address of the Department. Failure to petition within the allowed time frame constitutes a waiver of any right such person has to request a hearing under Sections 120.569 and 120.57, Florida Statutes, and to participate as a party to this proceeding. Any subsequent intervention will only be at the approval of the presiding officer upon motion filed pursuant to Rule 28-106.205, Florida Administrative Code.

A person whose substantial interests are affected by the Consent Order may file a timely petition for an administrative hearing under Sections 120.569 and 120.57, Florida Statutes, or may choose to pursue mediation as an alternative remedy under Section 120.573, Florida Statutes, before the deadline for filing a petition. Choosing mediation will not adversely affect the right to a hearing if mediation does not result in a settlement. The procedures for pursuing mediation are set forth below.

Mediation may only take place if the Department and all the parties to the proceeding agree that mediation is appropriate. A person may pursue mediation by reaching a mediation agreement with all parties to the proceeding (which include the Respondent, the Department, and any person who has filed a timely and sufficient petition for a hearing) and by showing how the substantial interests of each mediating party are affected by the Consent Order. The agreement must be filed in (received by) the Office of General Counsel of the Department at 3900 Commonwealth Boulevard, Mail Station 35, Tallahassee, Florida 32399-3000, within 10 days after the deadline as set forth above for the filing of a petition.

FOR THE RESPONDENT

DATE: Jan 13, 2006

  
NAME JOHN M. LITVACK  
TITLE PRESIDENT

DONE AND ORDERED this \_\_\_\_\_ day of \_\_\_\_\_, 20\_\_,

in \_\_\_\_\_, Florida.

STATE OF FLORIDA DEPARTMENT  
OF ENVIRONMENTAL PROTECTION

\_\_\_\_\_  
Jon M. Iglehart  
Director of District Management

Filed, on this date, pursuant to Section 120.52, F.S., with the designated Department Clerk,  
receipt of which is hereby acknowledged.

\_\_\_\_\_  
Clerk

\_\_\_\_\_  
Date

Copies furnished to:  
Lea Crandall, Agency Clerk  
Mail Station 35





Jeb Bush  
Governor

## Department of Environmental Protection

South District  
P.O. Box 2549  
Fort Myers, Florida 33902-2549

Colleen M. Castille  
Secretary

CERTIFIED MAIL NO. 7002 2410 0002 4843 0342  
RETURN RECEIPT REQUESTED

December 6, 2005

John M. Lihvarcik, President & COO  
Aqua Utilities Florida  
Post Office Box 490310  
Leesburg, Fl. 34749

Re: Highlands County - PW  
Sebring Lakes Water System  
PWS I.D. Number: 5284137  
Lake Wales Ridge EMA  
OGC Case Number: 05-2284-28-PW

Dear Mr. Lihvarcik:

Enclosed is a copy of the signed and entered Consent Order for the referenced Case. This copy is for your records.

Please note that all compliance dates begin from the date of entry of this Order, which is December 6, 2005. Upon satisfactory completion of all the conditions of the Order, we will close this case and place it in our correspondence file.

If you have any questions, please contact **Mark Charneski at the letterhead address or at 239-332-6975, extension 135**. Your cooperation in this matter will be appreciated.

Sincerely,

Jon M. Iglehart  
Director of  
District Management

JMI/mac  
Enclosures

"More Protection, Less Process"

Printed on recycled paper.



## Department of Environmental Protection

Jeb Bush  
Governor

South District  
P.O. Box 2549  
Fort Myers, Florida 33902-2549

Colleen M. Castille  
Secretary

CLASSIFIED MAIL # 7002 2410 0002 4843 1042  
RETURN RECEIPT REQUESTED

October 11, 2005

John M. Lihvarcik, President & COO  
Aqua Utilities Florida  
Post Office Box 490310  
Leesburg, Fl. 34749

Re: Highlands County - PW  
Sebring Lakes Water System  
PWS ID Number: 5284137  
Lake Wales Ridge EMA  
Proposed Settlement by  
Short Form Consent Order  
OGC File Number: 05-2284-28-PW

Dear Mr. Lihvarcik:

The purpose of this letter is to complete the resolution of the matter previously identified by the Department in the Warning Letter dated August 4, 2005, a copy of which is attached. The corrective actions required to bring your facility into compliance have been performed or no corrective actions are required to bring your facility into compliance. The Department finds that you are in violation of the rules and statutes cited in the attached Warning Letter. In order to resolve the matters identified in the attached Warning Letter, you are assessed civil penalties in the amount of \$2,000.00, and an additional \$500.00 to reimburse the Department costs for a total of \$2,500.00. The civil penalty in this case includes one violation of \$2,000.00. The Department acknowledges that the payment of these civil penalties by you does not constitute an admission of liability. This payment must be made payable to the Department of Environmental Protection by company check, cashier's check or money order and shall include the OGC File Number assigned above and the notation "Ecosystem Management and Restoration Trust Fund." Payment shall be sent to the Department of Environmental Protection, P.O. Box 2549, Fort Myers, Florida 33902-2549, within 30 days of your signing this letter.

Your signing this letter constitutes your acceptance of the Department's offer to resolve this matter on these terms. If you elect to sign this letter, please return it to the Department at the address indicated above. The Department will then countersign the letter and file it with the Clerk of the Department. When the signed letter is filed with the Clerk, the letter shall constitute final agency action of the Department, which shall be enforceable pursuant to Sections 120.69 and 404.121, Florida Statutes.

Continued . . .

"More Protection, Less Process"

Printed on recycled paper

RECEIVED


DEC 05 2005

D.E.P. - South District

Proposed Short Form Consent Order for  
Sebring Lakes Water System  
Page Two


If you do not sign and return this letter to the Department at the District address above by November 3, 2005, the Department will assume that you are not interested in settling this matter on the above described terms and will proceed accordingly. None of your rights or substantial interests are determined by this letter unless you sign it and it is filed with the Department Clerk.

Sincerely,

  
\_\_\_\_\_  
Jon M. Iglehart  
Director of  
District Management

**I, John M. Lihvarcik on behalf of Aqua Utilities Florida HEREBY ACCEPT THE TERMS OF THE SETTLEMENT OFFER IDENTIFIED ABOVE.**


For Aqua Utilities Florida:

By:   
Date: November 17, 2005

**PLEASE DO NOT WRITE BELOW THIS LINE - FOR DEPARTMENT USE ONLY**

DONE AND ENTERED this 6<sup>th</sup> day of December 2005, in Fort Myers, Florida.

For the Department:

  
\_\_\_\_\_  
Jon M. Iglehart  
Director of District Management  
South District Office

**FILING AND ACKNOWLEDGEMENT FILED, on this date, pursuant to §120.52 Florida Statutes, with the designated Department Clerk, receipt of which is hereby acknowledged.**

  
\_\_\_\_\_  
Clerk

12/6/05  
Date

Attachments  
JMI/mac

### NOTICE OF RIGHTS


Persons who are not parties to this Consent Order but whose substantial interests are affected by this Consent Order have a right, pursuant to Sections 120.569 and 120.57, Florida Statutes, to petition for an administrative hearing on it. The Petition must contain the information set forth below and must be filed (received) at the Department's Office of General Counsel, 3900 Commonwealth Boulevard, MS-35, Tallahassee, Florida 32399-3000, within 21 days of receipt of this notice. A copy of the Petition must also be mailed at the time of filing to the District Office named above at the address indicated. Failure to file a petition within the 21 days constitutes a waiver of any right such person has to an administrative hearing pursuant to Sections 120.569 and 120.57, Florida Statutes.

The petition shall contain the following information:

(a) The name, address, and telephone number of each petitioner; the Department's Consent Order identification number and the county in which the subject matter or activity is located; (b) A statement of how and when each petitioner received notice of the Consent Order; (c) A statement of how each petitioner's substantial interests are affected by the Consent Order; (d) A statement of the material facts disputed by petitioner, if any; (e) A statement of facts which petitioner contends warrant reversal or modification of the Consent Order; (f) A statement of which rules or statutes petitioner contends require reversal or modification of the Consent Order; (g) A statement of the relief sought by petitioner, stating precisely the action petitioner wants the Department to take with respect to the Consent Order.

If a petition is filed, the administrative hearing process is designed to formulate agency action. Accordingly, the Department's final action may be different from the position taken by it in this Notice. Persons whose substantial interests will be affected by any decision of the Department with regard to the subject Consent Order have the right to petition to become a party to the proceeding. The petition must conform to the requirements specified above and be filed (received) within 21 days of receipt of this notice in the Office of General Counsel at the above address of the Department. Failure to petition within the allowed time frame constitutes a waiver of any right such person has to request a hearing under Sections 120.569 and 120.57, Florida Statutes, and to participate as a party to this proceeding. Any subsequent intervention will only be at the approval of the presiding officer upon motion filed pursuant to Rule 28-106.205, Florida Administrative Code.

Mediation under Section 120.573, Florida Statutes, is not available in this proceeding.



Jeb Bush  
Governor

## Department of Environmental Protection

South District  
P.O. Box 2549  
Fort Myers, Florida 33902-2549

Colleen M. Castille  
Secretary

MAC  
COPY

CERTIFIED MAIL NO. 7002 2410 0002 4843 0076  
RETURN RECEIPT REQUESTED

August 4, 2005

Glenn LaBrecque, Regional President  
Aqua Utilities Florida, Inc.,  
6960 Professional Parkway East, Suite 400  
Sarasota, Florida 34240

Re: Highlands County - PW  
Sebring Lakes Water System  
PWS I.D. Number: 5284137  
Lake Wales Ridge EMA  
Water Plant Maintenance

Dear Mr. LaBrecque:

The purpose of this letter is to advise you of possible violations of law for which you may be responsible, and to seek your cooperation in resolving the matter. A review of your Drinking Water system records indicates that a violation of Florida Statutes and Rules may exist at the above described facility.

The activities at your facility that may be contributing to the specified violations of the described statutes or rules should be corrected immediately.

Florida Administrative Code (F.A.C.) Rule 62-555.350(2) states that suppliers of water shall keep all necessary public water system components in operation and shall maintain such components in good operating condition so the components function as intended. In addition, F.A.C. Rule 62-555.320(12) states that all suppliers of water shall provide continuous disinfection of the drinking water they distribute. Also, F.A.C. Rule 62-555.350(6) states that all suppliers of water shall maintain a minimum free chlorine residual of 0.2 milligram per liter, or a minimum combined chlorine residual of 0.6 milligram per liter or an equivalent chlorine dioxide residual, throughout their drinking water distribution system at all times.

A recent water plant malfunction on July 31, 2005 indicates to the Department that you may not have maintained the water plant in good operating condition, and you may have failed to maintain the minimum free chlorine residual as required.

Continued . . .

"More Protection, Less Process"

Printed on recycled paper

Page Two  
Sebring Lakes Water System

You are requested to attend a meeting with the Drinking Water Staff at the Department's South District Office located at 2295 Victoria Avenue, Suite 364, Fort Myers, Florida 33901 on August 16, 2005 at 10:00 a.m. to discuss the issues raised in this Warning Notice. **Please bring all written Preventative Maintenance Plans and the related Operation and Maintenance Logbook for this water plant to the meeting for Department review.** If you have any questions regarding this letter or need to reschedule the meeting, please contact **Mark Charneski at 239-332-6975, extension 135.**

The Department is interested in reviewing any facts you may have that will assist in determining whether any violations have occurred. You may bring anyone with you to the meeting that you feel could help resolve this matter.

Please be advised that this Warning Letter is part of an agency investigation, preliminary to agency action in accordance with Section 120.57(5), Florida Statutes. We look forward to your cooperation in completing the investigation and resolution of this matter.

Sincerely,



Jon M. Iglehart  
Director of  
District Management

JMI/mac  
cc: Mr. Rober Paver  
Ms. Carolyn McFalls

BEFORE THE STATE OF FLORIDA  
DEPARTMENT OF ENVIRONMENTAL PROTECTION

STATE OF FLORIDA DEPARTMENT OF ENVIRONMENTAL PROTECTION,	)	IN THE OFFICE OF THE
	)	SOUTHWEST DISTRICT
Complainant,	)	
	)	OGC FILE NO. 06-1105-51-PW
vs.	)	
	)	
JASMINE LAKES UTILITIES CORP.	)	
	)	
Respondent.	)	
<hr/>		

CONSENT ORDER

This Consent Order is entered into between the State of Florida Department of Environmental Protection ("Department") and Jasmine Lakes Utilities Corp. ("Respondent") to reach settlement of certain matters at issue between the Department and Respondent.

The Department finds and the Respondent admits the following:

1. The Department is the administrative agency of the State of Florida having the power and duty to administer and enforce the provisions of the Florida Safe Drinking Water Act, Sections 403.850 et seq., Florida Statutes, and the rules promulgated thereunder, Title 62, Florida Administrative Code. The Department has jurisdiction over the matters addressed in this Consent Order.
2. Respondent is a person within the meaning of Section 403.852(5), Florida Statutes.
3. Respondent is the owner and operator of a community water system, PWS# 6512070, located at 7612 Pineapple Lane, Port Richey, FL 34668 which serves the Jasmine Lakes Utility ("system").

4. The Department finds that Respondent is in violation of Rule 62-550.310(3), Florida Administrative Code ("Fla. Admin. Code"), which establishes the maximum contaminant level ("MCL") for total trihalomethanes ("TTHMs") as 0.080 milligrams per liter ("mg/L"). The running annual average results for samples collected from the system during the 2<sup>nd</sup> Quarter of 2005 through the 1<sup>st</sup> Quarter of 2006 and analyzed for TTHMs are 0.089 mg/L.

Having reached a resolution of the matter the Department and the Respondent mutually agree and it is

**ORDERED:**

5. Respondent shall comply with the following corrective actions within the stated time periods:
- a. Within 60 days of the effective date of this Consent Order, Respondent shall submit a Corrective Action Plan to the Department to address the MCL violation.
  - b. The Department shall review the proposed Corrective Action Plan and provide Respondent with a written response to the proposal.
  - c. In the event additional information is necessary for the Department to evaluate the Corrective Action Plan or if the Plan does not adequately address the objectives set forth in paragraph 5.a., the Department will make a written request to Respondent for the information and Respondent shall provide all requested revisions in writing to the Department with 15 days from receipt of said request.
  - d. If the Department determines upon review of the Corrective Action Plan that it adequately addresses the objectives set forth in paragraph 5.a., then the Department shall approve the plan. Once the Department has approved the plan, it shall be initiated within 30 days from receipt of the Department's notification to the Respondent that the plan has been approved.



e. Respondent shall continue to sample quarterly for TTHMs and HAA5s in accordance with Rule 62-550.514(2), Fla. Admin. Code. Results shall be submitted to the Department within ten (10) days following the month in which the samples were taken or within 10 days following Respondent's receipt of the results, whichever is sooner

f. Respondent shall continue to issue public notice regarding the MCL violation(s) every 90 days in accordance with Rule 62-560.410(1), Fla. Admin. Code, until the Department determines that the system is in compliance with all MCLs. Respondent shall submit certification of delivery of public notice, using DEP Form 62-555.900(22), to the Department within ten days of issuing each public notice.

g. The requirements of this Consent Order shall be considered to have been fully satisfied when Respondent has implemented a Corrective Action Plan and addressed the MCL violation by achieving a running annual average of four quarterly results below the MCL after the effective date of this Consent Order.

6. Within 15 days of the effective date of this Consent Order, Respondent shall pay the Department \$500 in settlement of the matters addressed in this Consent Order. This amount includes \$500 for costs and expenses incurred by the Department during the investigation of this matter and the preparation and tracking of this Consent Order. Payment shall be made by cashier's check or money order. The instrument shall be made payable to the "Department of Environmental Protection" and shall include thereon the OGC number assigned to this Consent Order and the notation "Ecosystem Management and Restoration Trust Fund."

7. Respondent agrees to pay the Department stipulated penalties in the amount of \$100.00 per day for each and every day Respondent fails to timely comply with any of the requirements of paragraph 5 of this Consent Order. A separate stipulated penalty shall be

assessed for each violation of this Consent Order. Within 30 days of written demand from the Department, Respondent shall make payment of the appropriate stipulated penalties to the "Department of Environmental Protection" by cashier's check or money order and shall include the OGC number assigned to this Consent Order and the notation "Ecosystem Management and Restoration Trust Fund." Payment shall be sent to the Department of Environmental Protection, Southwest District Office, 13051 N. Telecom Pkwy, Temple Terrace, FL 33637. The Department may make demands for payment at any time after violations occur. Nothing in this paragraph shall prevent the Department from filing suit to specifically enforce any of the terms of this Consent Order. If the Department is required to file a lawsuit to recover stipulated penalties under this paragraph, the Department will not be foreclosed from seeking civil penalties for violations of this Consent Order in an amount greater than the stipulated penalties due under this paragraph.

8. If any event, including administrative or judicial challenges by third parties unrelated to the Respondent, occurs which causes delay or the reasonable likelihood of delay, in complying with the requirements of this Consent Order, Respondent shall have the burden of proving the delay was or will be caused by circumstances beyond the reasonable control of the Respondent and could not have been or cannot be overcome by Respondent's due diligence. Economic circumstances shall not be considered circumstances beyond the control of Respondent, nor shall the failure of a contractor, subcontractor, materialman or other agent (collectively referred to as "contractor") to whom responsibility for performance is delegated to meet contractually imposed deadlines be a cause beyond the control of Respondent, unless the cause of the contractor's late performance was also beyond the contractor's control. Upon occurrence of an event causing delay, or upon becoming aware of a potential for delay,

Respondent shall notify the Department orally within 24 hours or by the next working day and shall, within seven calendar days of oral notification to the Department, notify the Department in writing of the anticipated length and cause of the delay, the measures taken or to be taken to prevent or minimize the delay and the timetable by which Respondent intends to implement these measures. If the parties can agree that the delay or anticipated delay has been or will be caused by circumstances beyond the reasonable control of Respondent, the time for performance hereunder shall be extended for a period equal to the agreed delay resulting from such circumstances. Such agreement shall adopt all reasonable measures necessary to avoid or minimize delay. Failure of Respondent to comply with the notice requirements of this Paragraph in a timely manner shall constitute a waiver of Respondent's right to request an extension of time for compliance with the requirements of this Consent Order.

9. Persons who are not parties to this Consent Order, but whose substantial interests are affected by this Consent Order, have a right, pursuant to Sections 120.569 and 120.57, Florida Statutes, to petition for an administrative hearing on it. The Petition must contain the information set forth below and must be filed (received) at the Department's Office of General Counsel, 3900 Commonwealth Boulevard, MS #35, Tallahassee, Florida 32399-3000, within 21 days of receipt of this notice. A copy of the Petition must also be mailed at the time of filing to the District Office named above at the address indicated. Failure to file a petition within the 21 days constitutes a waiver of any right such person has to an administrative hearing pursuant to Sections 120.569 and 120.57, Florida Statutes.

10. The petition shall contain the following information:

- a. The name, address, and telephone number of each petitioner; the Department's Consent Order identification number and the county in which the subject matter or activity is located;
- b. A statement of how and when each petitioner received notice of the Consent Order;
- c. A statement of how each petitioner's substantial interests are affected by the Consent Order;
- d. A statement of the material facts disputed by petitioner, if any;
- e. A statement of facts which petitioner contends warrant reversal or modification of the Consent Order;
- f. A statement of which rules or statutes petitioner contends require reversal or modification of the Consent Order;
- g. A statement of the relief sought by petitioner, stating precisely the action petitioner wants the Department to take with respect to the Consent Order.

11. If a petition is filed, the administrative hearing process is designed to formulate agency action. Accordingly, the Department's final action may be different from the position taken by it in this Notice. Persons whose substantial interests will be affected by any decision of the Department with regard to the subject Consent Order have the right to petition to become a party to the proceeding. The petition must conform to the requirements specified above and be filed (received) within 21 days of receipt of this notice in the Office of General Counsel at the above address of the Department. Failure to petition within the allowed time frame constitutes a waiver of any right such person has to request a hearing under Sections 120.569 and 120.57, Florida Statutes, and to participate as a party to this proceeding. Any subsequent intervention

will only be at the approval of the presiding officer upon motion filed pursuant to Rule 28-106.205, Florida Administrative Code.

12. A person whose substantial interests are affected by the Consent Order may file a timely petition for an administrative hearing under Sections 120.569 and 120.57, Florida Statutes, or may choose to pursue mediation as an alternative remedy under Section 120.573, Florida Statutes, before the deadline for filing a petition. Choosing mediation will not adversely affect the right to a hearing if mediation does not result in a settlement. The procedures for pursuing mediation are set forth below.

13. Mediation may only take place if the Department and all the parties to the proceeding agree that mediation is appropriate. A person may pursue mediation by reaching a mediation agreement with all parties to the proceeding (which include the Respondent, the Department, and any person who has filed a timely and sufficient petition for a hearing) and by showing how the substantial interests of each mediating party are affected by the Consent Order. The agreement must be filed in (received by) the Office of General Counsel of the Department at 3900 Commonwealth Boulevard, MS #35, Tallahassee, Florida 32399-3000, within 10 days after the deadline as set forth above for the filing of a petition.

14. The agreement to mediate must include the following:

- a. The names, addresses, and telephone numbers of any persons who may attend the mediation;
- b. The name, address, and telephone number of the mediator selected by the parties, or a provision for selecting a mediator within a specified time;
- c. The agreed allocation of the costs and fees associated with the mediation;

- d. The agreement of the parties on the confidentiality of discussions and documents introduced during mediation;
- e. The date, time, and place of the first mediation session, or a deadline for holding the first session, if no mediator has yet been chosen;
- f. The name of each party's representative who shall have authority to settle or recommend settlement;
- g. Either an explanation of how the substantial interests of each mediating party will be affected by the action or proposed action addressed in this notice of intent or a statement clearly identifying the petition for hearing that each party has already filed, and incorporating it by reference; and
- h. The signatures of all parties or their authorized representatives. As provided in Section 120.573, Florida Statutes, the timely agreement of all parties to mediate will toll the time limitations imposed by Sections 120.569 and 120.57, Florida Statutes, for requesting and holding an administrative hearing. Unless otherwise agreed by the parties, the mediation must be concluded within sixty days of the execution of the agreement. If mediation results in settlement of the administrative dispute, the Department must enter a final order incorporating the agreement of the parties. Persons whose substantial interests will be affected by such a modified final decision of the Department have a right to petition for a hearing only in accordance with the requirements for such petitions set forth above, and must therefore file their petitions within 21 days of receipt of this notice. If mediation terminates without settlement of the dispute, the Department shall notify all parties in writing that the administrative hearing processes under Sections 120.569 and 120.57, Florida Statutes, remain available for disposition

of the dispute, and the notice will specify the deadlines that then will apply for challenging the agency action and electing remedies under those two statutes.

15. Entry of this Consent Order does not relieve Respondent of the need to comply with applicable federal, state or local laws, regulations or ordinances.

16. The terms and conditions set forth in this Consent Order may be enforced in a court of competent jurisdiction pursuant to Sections 120.69 and 403.121, Florida Statutes. Failure to comply with the terms of this Consent Order shall constitute a violation of Section 403.859, Florida Statutes.

17. Respondent is fully aware that a violation of the terms of this Consent Order may subject Respondent to judicial imposition of damages, civil penalties up to \$5,000.00 per day per violation, and criminal penalties, except as limited by the provisions of this Consent Order.

18. Respondent shall allow all authorized representatives of the Department access to the facility at reasonable times for the purpose of determining compliance with the terms of this Consent Order and the rules and statutes of the Department.

19. All submittals and payments required by this Consent Order to be submitted to the Department shall be sent to the Florida Department of Environmental Protection, Southwest District Office, 13051 N. Telecom Parkway, Temple Terrace, FL 33637.

20. The Department, for and in consideration of the complete and timely performance by Respondent of the obligations agreed to in this Consent Order, hereby waives its right to seek judicial imposition of damages or civil penalties for alleged violations addressed in this Consent Order.

21. Respondent acknowledges and waives its right to an administrative hearing pursuant to Sections 120.569 and 120.57, Florida Statutes, on the terms of this Consent Order. Respondent acknowledges its right to appeal the terms of this Consent Order pursuant to Section 120.68, Florida Statutes, and waives that right upon signing this Consent Order.

22. No modifications of the terms of this Consent Order shall be effective until reduced to writing and executed by both Respondent and the Department.

23. In the event of a sale or conveyance of the facility or of the property upon which the facility is located, if all of the requirements of this Consent Order have not been fully satisfied, Respondent shall, at least 30 days prior to the sale or conveyance of the property or facility, (1) notify the Department of such sale or conveyance, (2) provide the name and address of the purchaser, or operator, or person(s) in control of the facility, and (3) provide a copy of this Consent Order with all attachments to the new owner. The sale or conveyance of the facility, or the property upon which the facility is located shall not relieve the Respondent of the obligations imposed in this Consent Order.

24. This Consent Order is a settlement of the Department's civil and administrative authority arising under Florida law to resolve the matters addressed herein. This Consent Order is not a settlement of any criminal liabilities, which may arise under Florida law, nor is it a settlement of any violation, which may be prosecuted criminally or civilly under federal law.

25. This Consent Order is a final order of the Department pursuant to Section 120.52(7), Florida Statutes, and it is final and effective on the date filed with the Clerk of the Department unless a Petition for Administrative Hearing is filed in accordance with Chapter 120, Florida Statutes. Upon the timely filing of a petition this Consent Order will not be effective until further order of the Department.



June 22, 2006  
Date

FOR THE RESPONDENT  
[Signature]  
Name  
PRESIDENT  
Title

DONE AND ORDERED this \_\_\_\_\_ day of \_\_\_\_\_, 2006, in Temple Terrace, Florida.

STATE OF FLORIDA DEPARTMENT OF ENVIRONMENTAL PROTECTION

\_\_\_\_\_  
Deborah Getzoff  
District Director  
Southwest District

Filed, on this date, pursuant to Section 120.52, F.S., with the designated Department Clerk, receipt of which is hereby acknowledged.

\_\_\_\_\_  
Clerk

\_\_\_\_\_  
Date

cc: Lea Crandall, Agency Clerk

John O. Agwunobi  
Governor

# HEALTH

John O. Agwunobi, M.D., M.B.A.  
Secretary

August 25, 2005

Mr. Jack Lihvarcik, Operations Mgr.  
Aqua Utilities Florida, Inc.  
P.O. Box # 490310  
Leesburg, Fl. 34749-0310

**RE: Tomoka View Community Water System - (PWS #3641373) - Public Notice Reminder  
Total Trihalomethanes (THM) Maximum Contaminant Level Violation**

Dear Owner:

Quarterly monitoring conducted during the 2<sup>nd</sup> and 3<sup>rd</sup> quarter of 2005 at the above-named community water system indicates that the drinking water continues to exceed the allowable Maximum Contaminant Level (MCL) for Trihalomethane-THM (80 ug/l). The THM concentration at the Tomoka View water system calculated as an annual average over the last four quarters is 151 ug/l.

Corrective action to reduce the THM concentrations to an acceptable level should be initiated immediately. You are requested to contact this office at 274-0717 within five days of receipt of this letter to schedule a meeting to discuss your plans for corrective action. It is recommended that your engineer be present at this meeting. Your water system is required to reduce the concentration of this contaminant to below the MCL by no later than January 1, 2006. Failure to comply with this requirement may result in the initiation of formal enforcement action and the imposition of civil penalties, pursuant to Sections 403.141 and 403.161, Florida Statutes.

Your system is also required to provide public notification to all consumers of the Tomoka View water system's drinking water as specified in Chapter 62-560.400 F.A.C. Since this system's 2<sup>nd</sup> quarter THM results were received a month late, this public notice must be issued as soon as possible. The public notice must be hand or mail delivered to each residence served by your water system every three months for as long as the Maximum Contaminant Level is exceeded. In addition, this public notice must be published in a daily newspaper of general circulation (i.e. The News-Journal) and given to each new water customer prior to initiation of service. A copy of the public notice along with a signed statement certifying the date that this notice was distributed and published must be submitted to this office within ten days of its distribution.

In a related matter, this office has invalidated the Tomoka View THM sample collected on JULY 27, 2005. Per Chapter 62-550.500(3a) of the Florida Administrative Code, quarterly samples must be collected at least 30 days apart. (The 2<sup>nd</sup> quarter sample was collected on JUNE 30, 2005.) Please recollect the 3<sup>rd</sup> quarter THM sample immediately. The HAA5 sample result from July 27, 2005 can be used for compliance.

Please contact me at (386) 274-0717 if you should have any questions regarding this correspondence.

Sincerely,



Patricia B. Carrico  
Environmental Specialist II

c.c.: Mr. Mike O'Reilly, Corporate Office

VOLUSIA COUNTY HEALTH DEPARTMENT • ENVIRONMENTAL HEALTH ENGINEERING  
1845 HOLSONBACK DRIVE, DAYTONA BEACH, FL 32117 • (386) 274-0717

## EXAMPLE PUBLIC NOTICE

**TO: TOMOKA VIEW (Aqua Utilities Florida) Drinking Water System Customers:**

### IMPORTANT INFORMATION ABOUT YOUR DRINKING WATER

The Tomoka View water system routinely monitors for the presence of drinking water contaminants. Test results from monitoring conducted during the past four quarters through June 2005 showed that our system exceeded the standard for trihalomethanes (THM's). The standard, or Maximum Contaminant Level (MCL), for trihalomethanes is 80 ug/l calculated as an annual average of four quarterly samples. The THM annual average over the last four quarters at the Tomoka View water system was 151 ug/l. (NOTE: Our water system was first required to test for this contaminant in July 2004).

Although this is not an emergency, as our customer, we want to inform you about this situation, explain what you should do, and detail the corrective action we plan to take.

#### What does this mean?

**This is not an immediate risk. If it had been, you would have been notified immediately.**

Where disinfection is used in the treatment of drinking water, disinfectants combine with naturally occurring organic and inorganic matter present in water to form chemicals called disinfection byproducts (DBP's). EPA sets standards for controlling the levels of disinfectants and DBP's in drinking water, including trihalomethanes (THM's) and haloacetic acids (HAA5's). Some people who drink water containing THM's in excess of the MCL over many years may experience problems with their liver, kidneys or central nervous system and may have an increased risk of getting cancer. Recent research suggests a possible connection between high levels of DBP's and pregnancy problems. Therefore, women of childbearing age may wish to seek alternative water sources.

#### What should I do?

**You do not need to use an alternative (e.g., bottled) water supply or boil your water.**

(However, if you have specific health concerns, consult your doctor.)

In the meantime, any customers who are concerned about their exposure to DBP's can choose alternative sources of water for ingestion, such as commercial bottled water or water treated by an appropriate home water treatment device, until we correct the problem. Appropriate home water treatment devices, including filters installed on your home tap or in a "flow thru" pitcher, are those certified by NSF for reducing THM's in drinking water. (Contact NSF @ 1-800-673-6275 or website: <http://www.nsf.org>.)

#### What happened? What is being done?

We are presently working with the Florida Department of Health and technical advisors from the Florida Rural Water Association to determine the most cost-effective way to reduce the THM concentration in our drinking water. We anticipate resolving the problem within the current year.

For more information, please contact Aqua Utilities Florida Customer Service at 800-250-7532 or contact the Field Coordinator at Aqua Utilities Florida, 930 South State Road 19, Palatka, FL. 32177. The Volusia County Health Department can also be contacted at 274-0714.

Additional information is available from EPA's Safe Drinking Water Hotline: 1-800-426-4791

*Please share this information with all the other people who drink this water, especially those who may have not received this notice directly (for example, people in apartments, nursing homes, schools, and businesses). You can do this by posting this notice in a public place or distribution copies by hand or mail.*



Environmental Engineering - Drinking Water Section  
**Public Water System Inspection Report**

Inspection Date: 6/9/2005

Inspection Type: Follow-up Inspection

PWS Type: Community

Population Served 644

Service Connectons: 184

Owner: AQUA UTILITIES

TOMOKA VIEW ESTATES

System PWS # 3641373

Page 1 of 1

**COMMENTS**

CL2 = 1.9 PPM. JOINT INSPECTION WITH DEP-DOH TALLAHASSEE STAFF.

**DEFICIENCIES**

Deficiency: **AUXILIARY GENERATOR IS NOT BEING OPERATED MONTHLY UNDER LOAD**

Regulation: 62-555.350(2)

Compliance Deadline: 07/01/2005

ACTION: GENERATOR MUST BE RUN UNDERLOAD MONTHLY AT LEAST TWO HOURS OR PER MANUFACTURER'S GUIDELINES. GENERATOR RUNS MUST BE PROPERLY DOCUMENTED IN GENERATOR LOG BOOK.

Deficiency: **WELL CASING AND ELECTRICAL CONDUIT AT WELL NOT SEALED PROPERLY.**

Regulation: 62-555.350(2)

Compliance Deadline: 08/15/2005

ACTION: SEAL OPENING IN CONDUIT WITH FOAM AND PROPERLY CLEAN AND PAINT EXPOSED WELL CASING.

You are required to correct the deficiencies for the subject system and to provide a written statement to the department no later than each pertinent compliance deadline stating that all listed deficiencies have been corrected. Failure to do so may result in initiation of appropriate enforcement action by the department. Send your response to the Volusia County Health Department at the address entered at the bottom of this form.

Inspector Name: Patricia Carrico


Signed:

*Patricia Carrico*

Date Mailed:

7-5-05

Patricia Carrico Environmental Specialist II (386) 274-0717  
 P.O. Box 9190, Daytona Beach, FL 32120-9190





## Public Water System Inspection Report

Inspection Date: 2/28/2006  
 Inspection Type: Routine Compliance Inspection  
 PWS Type: Community  
 Population Served 644 Service Connectors: 184  
 Owner: AQUA UTILITIES

TOMOKA VIEW ESTATES  
 System PWS # 3641373

Page 1 of 2

### COMMENTS

FREE CHLORINE = 3.5 PPM. FIELD NOTES: THIS SYSTEM IS PRESENTLY USING SK 7661 AQUADENE CORROSION INHIBITOR (10% ORTHOPHOSPHATE) AND EXCEEDED COPPER ACTION LEVEL LAST YEAR. SYSTEM HAS BEEN REQUESTED TO EVALUATE ALTERNATE CORROSION INHIBITORS TO DETERMINE THE OPTIMAL PRODUCT FOR THIS SYSTEM. SEND THIS OFFICE A SUMMARY REPORT OF THIS CORROSION INHIBITOR EVALUATION BY 4/15/06. OPERATOR IS MEASURING ORTHOPHOSPHATE CONCENTRATION (0.7 PPM DURING THIS VISIT) GAL/DAY USAGE AND THE PH BI-WEEKLY AT PLANT AS REQUIRED. OPERATOR INSTRUCTED TO DOCUMENT IN PLANT LOG BOOK THE TOTAL AND FREE CHLORINE RESIDUAL CONCENTRATION OF WATER IN STORAGE TANK SINCE A SEPARATE CHLORINE FEEDER IS NOW IN USE.

### DEFICIENCIES

**Deficiency** CHLORINE IS NOT FEEDING PROPORTIONAL TO FINISHED WATER FLOW FROM THE VARIABLE FREQUENCY DRIVE HIGH SERVICE PUMP.

Regulation 62-555.320(13b)

Compliance Deadline: 4/1/2006

**ACTION:** INSTALL AUTOMATIC FLOW PROPORTIONING CONTROL OF CHLORINE FEED PUMP TO ADJUST ITS OUTPUT TO THE VARIABLE FLOW RATES OF THE HIGH SERVICE PUMP AND/OR MAKE ADJUSTMENTS TO CHLORINE TREATMENT PROCESS TO ENSURE THAT HYPOCHLORITE IS FED PROPORTIONAL TO THE WATER FLOW AT ALL TIMES. NOTIFY THIS OFFICE IN WRITING BY 4/01/06 OF CORRECTIVE ACTION TAKEN IN RESPONSE TO THIS DEFICIENCY.

**Deficiency** NO ACCURACY CHECK OF PLANT'S FINISHED WATER FLOWMETER

Regulation 62-555.350(2)

Compliance Deadline: 5/1/2006

**ACTION:** SUBMIT CERTIFICATION OF ACCURACY CHECK OF PLANT'S FLOWMETER.

**Deficiency** NO WRITTEN EMERGENCY RESPONSE PLAN AVAILABLE FOR REVIEW AT SYSTEM

Regulation 62-555.350(15)

Compliance Deadline: 4/1/2006

**ACTION:** ENSURE THAT EMERGENCY PREPAREDNESS/RESPONSE PLAN IS AVAILABLE AT WATER PLANT FOR OPERATOR'S REFERENCE AND DEPARTMENT'S REVIEW.

**Deficiency** POINT OF ENTRY TAP NOT REPRESENTATIVE OF WATER DISCHARGED TO DRINKING WATER SYSTEM. (NOTE: THIS TAP IS PRESENTLY INSTALLED ON METER BYPASS LINE.)

Regulation 62-555.320(17)

Compliance Deadline: 5/1/2006

**ACTION:** INSTALL A POINT OF ENTRY SAMPLING TAP ON TREATED WATER EFFLUENT LINE JUST BEFORE OR AFTER FINISHED WATER METER.

**Deficiency** UPPER TERMINUS OF BOTH WELL CASINGS ARE CORRODED.

Regulation 62-555.350(2)

Compliance Deadline: 5/1/2006

**ACTION:** CLEAN LOOSE RUST FROM WELL CASING AND APPLY RUST INHIBITOR PAINT TO PREVENT FURTHER CORROSION.

You are required to correct the deficiencies for the subject system and to provide a written statement to the department no later than each pertinent compliance deadline stating that all listed deficiencies have been corrected. Failure to do so may result in initiation of appropriate enforcement action by the department. Send your response to the Volusia County Health Department at the address entered at the bottom of this form.

Inspector Name: Patricia Carrico

Signed:

*Patricia Carrico*

Date Mailed:

3-13-06

Patricia Carrico Environmental Specialist II (386) 274-0717  
 P.O. Box 9190, Daytona Beach, FL 32120-9190



# Public Water System Inspection Report

Inspection Date: 2/28/2006  
 Inspection Type: Routine Compliance Inspection  
 PWS Type: Community  
 Population Served: 644 Service Connectors: 184  
 Owner: AQUA UTILITIES

TOMOKA VIEW ESTATES  
 System PWS # 3641373

Page 1 of 2

## COMMENTS

FREE CHLORINE = 3.5 PPM. FIELD NOTES: THIS SYSTEM IS PRESENTLY USING SK 7661 AQUADENE CORROSION INHIBITOR (10% ORTHOPHOSPHATE) AND EXCEEDED COPPER ACTION LEVEL LAST YEAR. SYSTEM HAS BEEN REQUESTED TO EVALUATE ALTERNATE CORROSION INHIBITORS TO DETERMINE THE OPTIMAL PRODUCT FOR THIS SYSTEM. SEND THIS OFFICE A SUMMARY REPORT OF THIS CORROSION INHIBITOR EVALUATION BY 4/15/06. OPERATOR IS MEASURING ORTHOPHOSPHATE CONCENTRATION (0.7 PPM DURING THIS VISIT) GAL/DAY USAGE AND THE PH BI-WEEKLY AT PLANT AS REQUIRED. OPERATOR INSTRUCTED TO DOCUMENT IN PLANT LOG BOOK THE TOTAL AND FREE CHLORINE RESIDUAL CONCENTRATION OF WATER IN STORAGE TANK SINCE A SEPARATE CHLORINE FEEDER IS NOW IN USE.

## DEFICIENCIES

Deficiency CHLORINE IS NOT FEEDING PROPORTIONAL TO FINISHED WATER FLOW FROM THE VARIABLE FREQUENCY DRIVE HIGH SERVICE PUMP.

Regulation 62-555.320(13b) Compliance Deadline: 4/1/2006

ACTION: INSTALL AUTOMATIC FLOW PROPORTIONING CONTROL OF CHLORINE FEED PUMP TO ADJUST ITS OUTPUT TO THE VARIABLE FLOW RATES OF THE HIGH SERVICE PUMP AND/OR MAKE ADJUSTMENTS TO CHLORINE TREATMENT PROCESS TO ENSURE THAT HYPOCHLORITE IS FED PROPORTIONAL TO THE WATER FLOW AT ALL TIMES. NOTIFY THIS OFFICE IN WRITING BY 4/01/06 OF CORRECTIVE ACTION TAKEN IN RESPONSE TO THIS DEFICIENCY.

Deficiency NO ACCURACY CHECK OF PLANT'S FINISHED WATER FLOWMETER

Regulation 62-555.350(2) Compliance Deadline: 5/1/2006

ACTION: SUBMIT CERTIFICATION OF ACCURACY CHECK OF PLANT'S FLOWMETER.

*we will supply certification - we do not use fin is not near flow meter*

Deficiency NO WRITTEN EMERGENCY RESPONSE PLAN AVAILABLE FOR REVIEW AT SYSTEM

Regulation 62-555.350(15) Compliance Deadline: 4/1/2006

ACTION: ENSURE THAT EMERGENCY PREPAREDNESS/RESPONSE PLAN IS AVAILABLE AT WATER PLANT FOR OPERATOR'S REFERENCE AND DEPARTMENT'S REVIEW.

*- is on site*

Deficiency POINT OF ENTRY TAP NOT REPRESENTATIVE OF WATER DISCHARGED TO DRINKING WATER SYSTEM. (NOTE: THIS TAP IS PRESENTLY INSTALLED ON METER BYPASS LINE.)

Regulation 62-555.320(17) Compliance Deadline: 5/1/2006

ACTION: INSTALL A POINT OF ENTRY SAMPLING TAP ON TREATED WATER EFFLUENT LINE JUST BEFORE OR AFTER FINISHED WATER METER.

*- has been moved*

Deficiency UPPER TERMINUS OF BOTH WELL CASINGS ARE CORRODED.

Regulation 62-555.350(2) Compliance Deadline: 5/1/2006

ACTION: CLEAN LOOSE RUST FROM WELL CASING AND APPLY RUST INHIBITOR PAINT TO PREVENT FURTHER CORROSION.

*- has been cleaned + painted*

You are required to correct the deficiencies for the subject system and to provide a written statement to the department no later than each pertinent compliance deadline stating that all listed deficiencies have been corrected. Failure to do so may result in initiation of appropriate enforcement action by the department. Send your response to the Volusia County Health Department at the address entered at the bottom of this form.

Inspector Name: Patricia Carrico

Signed:

*Patricia Carrico*

Date Mailed:

*3-13-06*

Patricia Carrico Environmental Specialist II (386) 274-0717  
 P.O. Box 9190, Daytona Beach, FL 32120-9190



Volusia County Health Department  
Environmental Engineering - Drinking Water Section

## Public Water System Inspection Report

Inspection Date: 2/28/2006  
 Inspection Type: Routine Compliance Inspection  
 PWS Type: Community  
 Population Served 190 Service Connectors: 82  
 Owner: AQUA UTILITIES FLORIDA

TWIN RIVERS ESTATES  
 System PWS # 3641399

Page 1 of 1

### COMMENTS

TOTAL CL<sub>2</sub>=2.4 PPM AT PLANT; 0.7 PPM AT SOUTH END OF TWIN RIVERS DR. (NOTE: OPERATOR IS FLUSHING TAPS AT END OF SYSTEM DAILY TO BRING CHLORINE UP TO ADEQUATE CONCENTRATION. THIS OFFICE RECOMMENDS A FREE CHLORINE FLUSH BE CONDUCTED SOON TO CLEAN OUT DISTRIBUTION SYSTEM. RESIDENTS SHOULD BE NOTIFIED PRIOR TO THIS SWITCH IN DISINFECTANT. NOTIFY THIS OFFICE AT LEAST ONE DAY PRIOR TO THE SWITCH TO FREE CHLORINE AND DO NOT SAMPLE FOR THM'S DURING THIS TIME.)

### DEFICIENCIES

**Deficiency** CHLORINE USAGE CANNOT ALWAYS BE ACCURATELY DOCUMENTED DUE TO OVERFILLING OF TANK BEYOND THE TANK'S FILL LINE AND VOLUME MEASUREMENT MARKER.

Regulation 62-555.350(2)

Compliance Deadline: 4/1/2006

ACTION: NOTIFY CHLORINE SUPPLIER TO FILL STORAGE TANK JUST TO DESIGNATED "FILL LINE".

**Deficiency** NO RECORD OF CALIBRATION CHECK OF FINISHED WATER FLOW METER

Regulation 62-555.350(2)

Compliance Deadline: 5/1/2006

ACTION: SUBMIT CERTIFICATION OF ACCURACY CHECK OF PLANT'S FINISHED WATER FLOWMETER. (NOTE: OPERATOR INSTRUCTED TO DOCUMENT READINGS OF THE POE METER FOR CALCULATING DAILY WATER USAGE REPORTED ON MONTHLY OPERATING REPORT INSTEAD OF METER ON WELL THAT IS PRESENTLY BEING RECORDED.)

**Deficiency** UPPER TERMINUS OF WELL CASING VERY CORRODED

Regulation 62-555.350(2)

Compliance Deadline: 5/1/2006

ACTION: CLEAN OFF LOOSE RUST AND APPLY RUST INHIBITOR PAINT TO PREVENT FURTHER CORROSION.

You are required to correct the deficiencies for the subject system and to provide a written statement to the department no later than each pertinent compliance deadline stating that all listed deficiencies have been corrected. Failure to do so may result in initiation of appropriate enforcement action by the department. Send your response to the Volusia County Health Department at the address entered at the bottom of this form.

Inspector Name: Patricia Carrico

Signed:

*Patricia Carrico*

Date Mailed:

3-13-06

Patricia Carrico Environmental Specialist II (386) 274-0717  
 P.O. Box 9190, Daytona Beach, FL 32120-9190



Environmental Engineering - Drinking Water Section  
**Public Water System Inspection Report**

Inspection Date: <u>2/28/2006</u> Inspection Type: <u>Routine Compliance Inspection</u> PWS Type: <u>Community</u> Population Served <u>190</u> Service Connectons: <u>82</u> Owner: <u>AQUA UTILITIES FLORIDA</u>	TWIN RIVERS ESTATES System PWS # <u>3641399</u>  Page 1 of 1
--	---

**COMMENTS**

TOTAL CL2=2.4 PPM AT PLANT; 0.7 PPM AT SOUTH END OF TWIN RIVERS DR. (NOTE: OPERATOR IS FLUSHING TAPS AT END OF SYSTEM DAILY TO BRING CHLORINE UP TO ADEQUATE CONCENTRATION. THIS OFFICE RECOMMENDS A FREE CHLORINE FLUSH BE CONDUCTED SOON TO CLEAN OUT DISTRIBUTION SYSTEM. RESIDENTS SHOULD BE NOTIFIED PRIOR TO THIS SWITCH IN DISINFECTANT. NOTIFY THIS OFFICE AT LEAST ONE DAY PRIOR TO THE SWITCH TO FREE CHLORINE AND DO NOT SAMPLE FOR THM'S DURING THIS TIME.)

**DEFICIENCIES**

**Deficiency** CHLORINE USAGE CANNOT ALWAYS BE ACCURATELY DOCUMENTED DUE TO OVERFILLING OF TANK BEYOND THE TANK'S FILL LINE AND VOLUME MEASUREMENT MARKER.

Regulation 62-555.350(2)

Compliance Deadline: 4/1/2006

*has been marked chlorine supplied. notified all in*

**ACTION:** NOTIFY CHLORINE SUPPLIER TO FILL STORAGE TANK JUST TO DESIGNATED "FILL LINE".

**Deficiency** NO RECORD OF CALIBRATION CHECK OF FINISHED WATER FLOW METER

Regulation 62-555.350(2)

Compliance Deadline: 5/1/2006

*- we use raw water meter for flow & finished water meter is not used. we will forward calibration of meter*

**ACTION:** SUBMIT CERTIFICATION OF ACCURACY CHECK OF PLANT'S FINISHED WATER FLOWMETER. (NOTE: OPERATOR INSTRUCTED TO DOCUMENT READINGS OF THE POE METER FOR CALCULATING DAILY WATER USAGE REPORTED ON MONTHLY OPERATING REPORT INSTEAD OF METER ON WELL THAT IS PRESENTLY BEING RECORDED.)

**Deficiency** UPPER TERMINUS OF WELL CASING VERY CORRODED

Regulation 62-555.350(2)

Compliance Deadline: 5/1/2006

*- we have cleaned & painted the well casing*

**ACTION:** CLEAN OFF LOOSE RUST AND APPLY RUST INHIBITOR PAINT TO PREVENT FURTHER CORROSION.

You are required to correct the deficiencies for the subject system and to provide a written statement to the department no later than each pertinent compliance deadline stating that all listed deficiencies have been corrected. Failure to do so may result in initiation of appropriate enforcement action by the department. Send your response to the Volusia County Health Department at the address entered at the bottom of this form.

Inspector Name: Patricia Carrico

Signed:

*Patricia Carrico*

Date Mailed:

3-13-06





Jeb Bush  
Governor

## Department of Environmental Protection

Northeast District  
7825 Baymeadows Way, Suite B200  
Jacksonville, Florida 32256-7590

Colleen M. Castille  
Secretary

May 16, 2005

CERTIFIED MAIL – RETURN RECEIPT

Ms. Nicole Zinn  
Aqua Utilities Florida  
1343 NE 17th Road  
Ocala, Florida 34470

Putnam County - Potable Water  
Hermit's Cove Water System // PWS# 2540482  
WARNING LETTER No. WL05-0056-PW-54-NED

Dear Ms. Zinn:

The purpose of this letter is to advise you of possible violations of law for which you might be responsible and to seek your cooperation in resolving this matter. A review of our records indicates that a violation of the Florida Statutes and the Florida Administrative Code may exist at the above referenced facility. During the records review, the following was noted:

The running annual average level of Disinfection Byproducts (DBP) in your system's water appears to have exceeded the maximum contaminant level (MCL) for Total Trihalomethanes (TTHM). The averaging period covers the fourth quarter of 2004 through the first quarter of 2005 and the average level calculated by the Department is 179 micrograms per liter (ug/L).

Chapter 62, Florida Administrative Code, provides that:

It is a violation of Rules 62-550.310(3) and 62-550.821 for the running annual average of quarterly DBP monitoring results to exceed 80 ug/L.

You are requested to contact Annalise Stahlman at (904) 807-3335 within fifteen (15) days of receipt of this warning letter to arrange a meeting to discuss this matter. The Department is interested in reviewing any facts you may have that will assist in determining whether any violations have occurred. You may bring anyone with you to the meeting that could help resolve this matter.


*"More Protection, Less Process"*

*Printed on recycled paper.*

Hermit's Cove Water System  
WL05-0056-PW-54-NED  
Page 2 of 2

Please be advised that this Warning Letter is part of an agency investigation, preliminary to agency action in accordance with section 120.57(4), Florida Statutes. We look forward to your cooperation in completing the investigation and resolution of this matter.

Sincerely,

  
William C. Green  
Acting District Director

  
WCG:EDC:JLD:ECR:AMS:ams

Enforcement File